

# MOTO3

## FIM CEV REPSOL MOTORLAND ARAGÓN

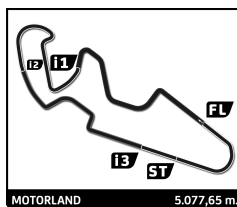
### Race 1

### Lap Chart

#### LAP

Nr	Pos	Grid	1	2	3	4	5	6	7	8	9	10	11	12	13	14	15
7	1	7	23	23	23	23	11	11	11	23	23	23	32	32	32	23	23
11	2	11	11	11	11	11	23	23	23	11	11	52	11	52	23	52	52
23	3	23	7	52	52	52	52	52	52	52	52	11	23	11	61	32	61
96	4	96	52	7	13	61	61	61	61	61	32	13	52	23	11	61	32
71	5	71	32	76	32	32	32	32	32	32	13	32	13	13	52	13	13
32	6	32	76	32	61	53	53	53	53	53	61	61	61	61	13	11	11
53	7	53	53	53	53	13	13	13	13	13	53	53	53	53	53	53	53
88	8	88	81	13	81	81	81	81	81	81	81	81	81	81	81	81	81
81	9	81	13	61	41	99	99	33	12	33	12	88	37	37	37	33	12
61	10	61	41	81	12	12	12	12	33	12	33	12	88	33	88	37	55
52	11	52	61	24	35	33	33	99	99	88	88	33	33	88	12	88	33
76	12	76	12	12	24	41	41	37	88	37	37	37	55	12	55	55	88
24	13	24	24	41	99	24	37	41	41	41	41	41	12	55	73	12	37
67	14	67	35	35	67	67	20	88	37	73	73	73	41	73	33	73	41
41	15	41	67	67	33	20	67	73	73	31	55	55	73	41	41	41	73
13	16	13	99	99	31	88	88	31	31	55	31	5	5	5	5	5	31
99	17	99	31	31	20	37	31	55	55	5	5	31	31	31	31	31	5
12	18	12	20	20	88	31	73	5	5	99	86	86	86	86	86	86	66
31	19	31	66	33	37	73	24	86	66	86	66	66	66	66	66	66	66
20	20	20	73	66	55	55	55	66	86	66	28	28	28	28	99	99	99
73	21	73	33	88	66	5	5	28	28	28	43	43	99	99	28	28	28
55	22	55	34	37	73	86	86	43	43	43	99	99	43	43	43	43	43
66	23	66	55	34	5	66	66	24	15	15	15	15	15	15	15	15	15
35	24	35	88	55	86	28	28	45	45	45	45	45	45	45	45	45	45
34	25	34	37	73	16	43	43	15	35	35	18	18	18	18	18	18	18
86	26	86	86	86	28	45	45	35	18	18	34	34	34	34	34	34	34
5	27	5	5	5	43	15	15	18	34	34							
33	28	33	16	16	45	18	18	34									
19	29	19	43	28	18	35	35										
28	30	28	28	43	15	34	34										
44	31	44	18	45	7												
37	32	37	45	18	34												
43	33	43	15	15													
83	34	83	8														
8	35	8															
45	36	45															
15	37	15															
18	38	18															
16	39	16															





# MOTO3

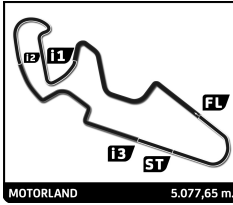
## FIM CEV REPSOL MOTORLAND ARAGÓN

### Race 1

### Best Sector Times

SECTOR 1			SECTOR 2		SECTOR 3		SECTOR 4		Pos	Ideal Lap	Best Lap
Pos	Rider	Time	Rider	Time	Rider	Time	Rider	Time			
1	52 J.Alcoba Ferrer	33.365	13 C.Vietti Ramus	33.067	52 J.Alcoba Ferrer	31.022	37 P.Acosta Sánchez	21.229	1	52	1:58.913 1:59.239 (3)
2	76 M.Yurchenko	33.372	11 S.García Dols	33.097	76 M.Yurchenko	31.150	99 C.Tatay Vila	21.257	2	13	1:59.059 1:59.164 (2)
3	13 C.Vietti Ramus	33.398	61 C.Öncü	33.112	33 Y.Kunii	31.157	24 A.Wongthananon	21.293	3	76	1:59.112 1:59.112 (1)
4	23 R.Fernández González	33.489	76 M.Yurchenko	33.151	11 S.García Dols	31.164	53 D.Öncü	21.297	4	11	1:59.274 1:59.466 (5)
5	32 A.Ogura	33.509	52 J.Alcoba Ferrer	33.205	23 R.Fernández González	31.208	52 J.Alcoba Ferrer	21.321	5	61	1:59.284 1:59.456 (4)
6	37 P.Acosta Sánchez	33.522	23 R.Fernández González	33.248	13 C.Vietti Ramus	31.212	33 Y.Kunii	21.358	6	32	1:59.371 1:59.627 (7)
7	61 C.Öncü	33.538	81 A.Viu Cotoli	33.248	32 A.Ogura	31.218	61 C.Öncü	21.379	7	23	1:59.418 1:59.493 (6)
8	81 A.Viu Cotoli	33.540	32 A.Ogura	33.263	61 C.Öncü	31.255	32 A.Ogura	21.381	8	53	1:59.596 1:59.713 (8)
9	11 S.García Dols	33.632	53 D.Öncü	33.284	81 A.Viu Cotoli	31.309	11 S.García Dols	21.381	9	81	1:59.677 1:59.869 (9)
10	53 D.Öncü	33.644	7 B.Baltus	33.368	37 P.Acosta Sánchez	31.359	13 C.Vietti Ramus	21.382	10	37	1:59.693 2:00.321 (15)
11	7 B.Baltus	33.684	88 B.Ieraci	33.379	73 M.Kofler	31.360	67 G.Riu I Malé	21.398	11	33	1:59.787 2:00.089 (11)
12	73 M.Kofler	33.720	24 A.Wongthananon	33.385	53 D.Öncü	31.371	31 G.Salim	21.399	12	73	1:59.914 2:00.298 (14)
13	5 A.Toledo Romero	33.749	35 S.Chantra	33.406	88 B.Ieraci	31.372	35 S.Chantra	21.407	13	24	1:59.934 2:00.006 (10)
14	88 B.Ieraci	33.756	73 M.Kofler	33.417	7 B.Baltus	31.411	12 F.Salac	21.411	14	88	1:59.971 2:00.466 (19)
15	24 A.Wongthananon	33.772	33 Y.Kunii	33.417	55 Y.Montella	31.418	73 M.Kofler	21.417	15	7	2:00.090 2:00.102 (12)
16	35 S.Chantra	33.778	67 G.Riu I Malé	33.457	12 F.Salac	31.418	55 Y.Montella	21.421	16	99	2:00.117 2:00.429 (17)
17	12 F.Salac	33.805	99 C.Tatay Vila	33.467	99 C.Tatay Vila	31.448	34 T.Booth-amos	21.437	17	12	2:00.136 2:00.446 (18)
18	55 Y.Montella	33.841	12 F.Salac	33.502	41 M.García Ferrandiz	31.453	76 M.Yurchenko	21.439	18	55	2:00.211 2:00.297 (13)
19	66 A.Huertas del Olmo	33.848	55 Y.Montella	33.531	34 T.Booth-amos	31.453	88 B.Ieraci	21.464	19	35	2:00.384 2:00.391 (16)
20	33 Y.Kunii	33.855	41 M.García Ferrandiz	33.535	24 A.Wongthananon	31.484	23 R.Fernández González	21.473	20	67	2:00.390 2:00.664 (21)
21	20 J.García García	33.885	20 J.García García	33.542	20 J.García García	31.513	20 J.García García	21.505	21	41	2:00.401 2:00.652 (20)
22	41 M.García Ferrandiz	33.899	37 P.Acosta Sánchez	33.583	16 A.Ruiz Carranza	31.518	41 M.García Ferrandiz	21.514	22	20	2:00.445 2:00.742 (24)
23	99 C.Tatay Vila	33.945	5 A.Toledo Romero	33.648	5 A.Toledo Romero	31.535	5 A.Toledo Romero	21.537	23	5	2:00.469 2:00.723 (22)
24	67 G.Riu I Malé	33.971	86 C.Nesbitt	33.662	31 G.Salim	31.555	86 C.Nesbitt	21.572	24	31	2:00.629 2:00.739 (23)
25	31 G.Salim	33.975	28 L.Faber	33.667	67 G.Riu I Malé	31.564	81 A.Viu Cotoli	21.580	25	66	2:00.988 2:00.988 (25)
26	86 C.Nesbitt	34.046	31 G.Salim	33.700	66 A.Huertas del Olmo	31.680	66 A.Huertas del Olmo	21.587	26	86	2:01.021 2:01.304 (27)
27	43 S.Jespersen	34.275	16 A.Ruiz Carranza	33.733	28 L.Faber	31.721	7 B.Baltus	21.627	27	34	2:01.071 2:01.253 (26)
28	15 I.Miralles Rodríguez	34.305	43 S.Jespersen	33.735	43 S.Jespersen	31.730	28 L.Faber	21.666	28	16	2:01.418 2:01.640 (28)
29	16 A.Ruiz Carranza	34.349	34 T.Booth-amos	33.825	86 C.Nesbitt	31.741	43 S.Jespersen	21.790	29	28	2:01.489 2:01.736 (29)
30	34 T.Booth-amos	34.356	66 A.Huertas del Olmo	33.873	35 S.Chantra	31.793	16 A.Ruiz Carranza	21.818	30	43	2:01.530 2:01.775 (30)
31	45 L.Orgis	34.415	15 I.Miralles Rodríguez	34.081	15 I.Miralles Rodríguez	31.905	45 L.Orgis	22.005	31	15	2:02.431 2:02.687 (31)
32	28 L.Faber	34.435	45 L.Orgis	34.181	45 L.Orgis	31.973	15 I.Miralles Rodríguez	22.140	32	45	2:02.574 2:02.998 (32)
33	18 R.Van De Lagemaat	34.485	18 R.Van De Lagemaat	34.349	18 R.Van De Lagemaat	32.098	18 R.Van De Lagemaat	22.235	33	18	2:03.167 2:03.488 (33)





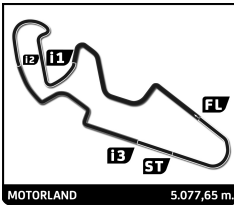
# MOTO3

## FIM CEV REPSOL MOTORLAND ARAGÓN

### Race 1

### Best Top Speeds

Rider	Team	Top 1		Top 2		Top 3		Top 4		Top 5		Avg
		Kph	Lap	Kph	Lap	Kph	Lap	Kph	Lap	Kph	Lap	
11 Sergio García Dols	JUNIOR TEAM ESTRELLA GALICIA 0,0	234.8	14	231.8	15	230.8	13	228.8	11	226.4	10	230,5
53 Deniz Öncü	RED BULL KTM AJO	234.3	4	232.8	6	229.8	5	229.8	7	229.8	9	231,3
73 Maximilian Kofler	KRP	234.3	2	233.3	12	233.3	7	232.8	10	231.3	11	233,0
13 Celestino Vietti Ramus	SKY JUNIOR TEAM VR46 RIDERS ACADEMY	233.8	10	233.8	12	232.3	6	231.3	13	231.3	15	232,5
61 Can öncü	RED BULL KTM AJO	233.3	12	232.3	14	230.3	15	229.8	3	227.8	1	230,7
12 Filip Salac	CZECH TALENT TEAM CUNA DE CAMPEONES	232.8	2	230.3	12	227.8	1	227.4	11	226.4	14	228,9
31 Gerry Salim	ASTRA HONDA RACING TEAM	232.8	5	232.3	1	232.3	6	230.3	4	229.3	2	231,4
37 Pedro Acosta Sánchez	SWISS INNOVATIVE INVESTORS JUNIOR	232.8	4	231.3	2	229.8	1	228.8	9	227.8	7	230,1
99 Carlos Tatay Vila	REALE AVINTIA ACADEMY77	232.3	3	231.8	1	229.3	2	224.5	6	223.6	15	228,3
24 Apiwath Wongthananon	VR46 MASTERCAMP TEAM	232.3	4	231.8	2	228.8	1	225.0	5	218.6	3	227,3
33 Yuki Kunii	ASIA TALENT TEAM	232.3	3	230.8	13	229.8	1	229.3	2	227.8	15	230,0
88 Bruno Ieraci	SIC58 SQUADRA CORSE	232.3	1	232.3	3	230.8	14	230.3	12	228.8	4	230,9
66 Adrián Huertas del Olmo	REALE AVINTIA ACADEMY77	231.3	2	229.3	1	226.9	4	226.9	6	226.4	5	228,2
55 Yari Montella	SIC58 SQUADRA CORSE	231.3	1	228.8	2	228.3	11	227.4	12	227.4	10	228,6
32 Ai Ogura	ASIA TALENT TEAM	230.8	10	230.3	14	229.8	15	229.3	2	227.4	5	229,5
34 Thomas Edward Booth-amo	BRITISH TALENT TEAM	230.3	1	227.8	2	219.1	11	219.1	14	219.1	6	223,1
41 Marc García Ferrandiz	MAX RACING TEAM	230.3	4	228.3	10	228.3	12	227.8	9	227.8	7	228,5
86 Charlie Andrew Nesbitt	JUNIOR TEAM ESTRELLA GALICIA 0,0	230.3	4	226.9	1	226.9	2	225.0	3	223.1	5	226,4
5 Alex Toledo Romero	CUNA DE CAMPEONES	230.3	2	229.3	6	228.3	1	228.3	8	227.4	7	228,7
52 Jeremy Alcoba Ferrer	JUNIOR TEAM ESTRELLA GALICIA 0,0	229.8	1	229.8	10	229.3	9	226.9	6	226.4	8	228,4
20 José Julián García García	AGR TEAM	228.8	4	227.8	2	226.9	3	226.4	1	219.1	5	225,8
67 Gerard Riu I Malé	LAGLISSE ACADEMY	228.8	1	228.8	4	228.3	2	226.4	3	224.1	5	227,3
35 Somkiat Chantra	AP HONDA RACING TEAM	228.3	1	226.4	2	225.0	3	220.9	4	220.4	6	224,2
23 Raúl Fernández González	ANGEL NIETO TEAM	227.8	12	225.0	8	224.5	6	223.1	13	222.7	2	224,6
76 Makar Yurchenko	MAX RACING TEAM	227.4	2	223.6	1							225,5
16 Alex Ruiz Carranza	ANGEL NIETO TEAM	226.4	2	225.9	1	222.7	3					225,0
28 Loran Faber	STG DUTCH RACING TEAM	226.4	1	224.5	2	220.9	3	220.4	4	218.6	13	222,2
43 Simon Jespersen	TEAM JESPERSEN	225.9	2	222.7	4	222.7	7	222.2	6	221.3	1	223,0
81 Aleix Viu Cotoli	MARINELLI SNIPER TEAM	225.5	4	225.0	6	224.5	2	224.5	9	224.1	5	224,7
7 Barry Baltus	REALE AVINTIA ACADEMY77	221.8	1	220.4	2	187.8	3					210,0
45 Leon Orgis	KIEFER RACING	221.8	1	219.5	8	218.6	9	217.7	7	217.7	2	219,1
18 Ryan Van De Lagemaat	LAGEMAAT RACING	220.4	6	220.0	1	219.5	7	219.1	2	217.7	4	219,3
15 Iván Miralles Rodríguez	CUNA DE CAMPEONES	218.6	4	218.2	6	217.3	10	217.3	9	217.3	12	217,7
8 Angel Lorente Molina	CUNA DE CAMPEONES	162.7	1									162,7
83 Meikon Yuji Kawakami	LAGLISSE ACADEMY											
96 Manuel Pagliani	LEOPARD JUNIOR											
44 Kevin Orgis	KIEFER RACING											
19 Sasha De Vits	KIEFER RACING DV1											
71 Riccardo Rossi	LAGLISSE ACADEMY											



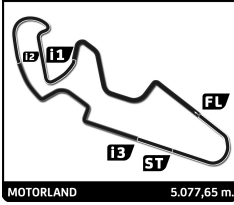
# MOTO3

## FIM CEV REPSOL MOTORLAND ARAGÓN

### Race 1

### Leader Sequence

Nr	Rider	Team	Bike	Start	End	Laps	Total Laps
23	Raúl Fernández González	ANGEL NIETO TEAM	KTM	1	4	4	4
11	Sergio García Dols	JUNIOR TEAM ESTRELLA GALICIA 0,( HONDA	HONDA	5	7	3	3
23	Raúl Fernández González	ANGEL NIETO TEAM	KTM	8	10	3	7
32	Ai Ogura	ASIA TALENT TEAM	HONDA	11	13	3	3
23	Raúl Fernández González	ANGEL NIETO TEAM	KTM	14	15	2	9



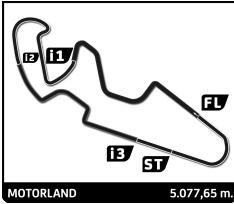
## MOTO3

### FIM CEV REPSOL MOTORLAND ARAGÓN

#### Race 1

#### Fastest Lap Sequence

Practice Time	Rider	Team	Bike	Class	Time	Kph	Lap
4:01.480	23 Raúl Fernández González	ANGEL NIETO TEAM	KTM		1:59.493	153.0	2
4:01.589	11 Sergio García Dols	JUNIOR TEAM ESTRELLA GALICIA 0,0	HONDA		1:59.466	153.0	2
4:02.958	76 Makar Yurchenko	MAX RACING TEAM	KTM		1:59.112	153.4	2



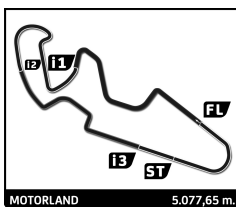
MOTO3 FIM CEV REPSOL MOTORLAND ARAGÓN Race 1

Analysis by lap

Lapped

Table with 10 columns: Lap, Nr, Lap Time, Gap. It contains data for 10 laps, with some rows shaded to indicate lapped riders. The table is organized into sections for each lap (Lap 1 to Lap 10).





# MOTO3 FIM CEV REPSOL MOTORLAND ARAGÓN Race 1

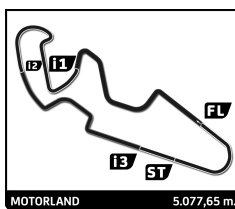
## Analysis by lap

Lapped

Nr	Lap Time	Gap	Nr	Lap Time	Gap	Nr	Lap Time	Gap	Nr	Lap Time	Gap	Nr	Lap Time	Gap			
45	2:03.070	37.978	45	2:04.805	45.977	45	2:05.364	54.544	45	2:06.278	1:04.989						
18	2:05.247	48.062	18	2:04.682	56.946	18	2:07.102	1:06.309	18	2:05.980	1:16.798						
34	2:03.640	1:43.452	34	2:03.862	1:50.149												
Lap 10			Lap 12			Lap 14			Lap 15								
23	2:00.177		32	2:01.051		23	2:00.359		23	2:00.741							
52	2:00.120	0.149	52	2:00.910	0.045	52	2:00.111	0.089	52	2:00.658	0.006						
11	2:00.204	0.186	11	2:01.073	0.120	32	2:00.588	0.221	61	2:00.483	0.043						
13	1:59.676	0.311	23	2:01.059	0.163	61	2:00.417	0.301	32	2:00.564	0.044						
32	1:59.881	0.349	13	2:01.088	0.320	13	2:00.477	0.517	13	2:00.275	0.051						
61	2:00.037	1.917	61	1:59.888	0.363	11	2:00.588	0.556	11	2:00.360	0.175						
53	2:00.934	2.957	53	2:01.133	3.244	34	2:09.980	1 Lap	53	2:01.486	4.773						
81	2:00.780	3.382	81	2:01.007	3.825	53	2:01.333	4.028	81	2:01.662	5.646						
88	2:01.339	12.479	37	2:01.187	13.460	81	2:01.386	4.725	34	2:07.155	1 Lap						
12	2:01.598	12.628	33	2:01.062	13.560	33	2:01.300	15.065	12	2:01.929	16.424						
33	2:01.569	12.650	88	2:01.205	13.629	37	2:01.749	15.114	55	2:01.991	16.442						
37	2:01.484	12.740	12	2:01.074	13.809	88	2:01.732	15.179	33	2:02.177	16.501						
41	2:01.046	12.923	55	2:01.221	13.890	55	2:01.484	15.192	88	2:02.527	16.965						
73	2:00.979	13.018	73	2:00.451	13.949	12	2:01.583	15.236	37	2:02.688	17.061						
55	2:00.297	13.151	41	2:01.462	14.767	73	2:01.654	15.377	41	2:02.089	17.357						
5	2:02.347	16.313	5	2:02.927	20.103	41	2:01.477	16.009	73	2:02.875	17.511						
31	2:02.388	16.340	31	2:02.937	20.134	5	2:02.810	23.894	31	2:02.619	26.160						
86	2:02.541	23.113	86	2:02.752	26.902	31	2:03.007	24.282	5	2:03.124	26.277						
66	2:02.183	23.540	66	2:02.881	27.148	86	2:02.901	31.053	66	2:02.766	33.589						
28	2:02.760	28.860	28	2:02.505	32.299	66	2:03.018	31.564	86	2:03.280	33.592						
43	2:03.292	30.939	99	2:00.914	33.362	99	2:01.299	34.218	99	2:00.920	34.397						
99	2:00.981	33.114	43	2:03.377	36.354	28	2:02.995	36.399	28	2:03.987	39.645						
15	2:02.987	40.554	15	2:03.171	44.941	43	2:04.784	43.547	43	2:05.058	47.864						
45	2:04.117	41.918	45	2:05.684	50.610	15	2:03.504	50.000	15	2:03.908	53.167						
18	2:05.125	53.010	18	2:04.742	1:00.637	45	2:05.275	59.452									
34	2:03.758	1:47.033	34	2:03.696	1:52.794	18	2:05.617	1:11.559									





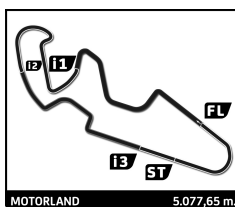


MOTO3 FIM CEV REPSOL MOTORLAND ARAGON Race 1 Analysis

Personal Best, Session Best, Crossing the finish line in pit lane

Table with columns: Lap, Time, Sector 1, Sector 2, Sector 3, Sector 4, Elapsed. Rows include rider names (e.g., Alex Toledo Romero, Barry Baltus, Angel Lorente Molina) and their lap-by-lap performance data.





# MOTO3 FIM CEV REPSOL MOTORLAND ARAGON Race 1 Analysis

Personal Best Session Best B Crossing the finish line in pit lane

Lap	Time	Sector 1	Sector 2	Sector 3	Sector 4	Elapsed	Lap	Time	Sector 1	Sector 2	Sector 3	Sector 4	Elapsed
6	2:03.686	34.858	34.349	32.098	22.381	12:37.902	10	2:02.760	34.638	33.974	31.978	22.170	20:32.315
7	2:03.488	34.485	34.413	32.136	22.454	14:41.390	11	2:02.731	34.587	33.866	32.042	22.236	22:35.046
8	2:04.703	34.756	34.846	32.545	22.556	16:46.093	12	2:02.505	34.506	33.929	31.930	22.140	24:37.551
9	2:05.247	35.202	34.835	32.541	22.669	18:51.340	13	2:02.902	34.628	33.927	32.290	22.057	26:40.453
10	2:05.125	35.030	35.048	32.443	22.604	20:56.465	14	2:02.995	34.592	33.876	32.285	22.242	28:43.448
11	2:04.682	34.826	34.683	32.491	22.682	23:01.147	15	2:03.987	35.198	34.175	32.174	22.440	30:47.435
12	2:04.742	34.802	34.697	32.409	22.834	25:05.889							
13	2:07.102	36.309	35.143	32.602	23.048	27:12.991							
14	2:05.617	35.454	34.877	32.576	22.710	29:18.608							
15	2:05.980	35.089	35.126	32.668	23.097	31:24.588							

**20** José Julián García García SPA  
AGR TEAM KTM

1	2:06.655	38.640	34.685	31.688	21.642	2:06.655
2	2:00.945	34.142	33.627	31.664	21.512	4:07.600
3	2:00.742	34.174	33.550	31.513	21.505	6:08.342
4	2:01.070	33.885	33.936	31.717	21.532	8:09.412
5	2:01.169	34.049	33.542	31.838	21.740	10:10.581

**23** Raúl Fernández González SPA  
ANGEL NIETO TEAM KTM

1	2:01.987	35.867	33.390	31.208	21.522	2:01.987
2	1:59.493	33.489	33.248	31.283	21.473	4:01.480
3	1:59.937	33.639	33.276	31.421	21.601	6:01.417
4	1:59.857	33.561	33.357	31.392	21.547	8:01.274
5	2:00.216	33.596	33.559	31.313	21.748	10:01.490
6	2:00.367	33.864	33.554	31.343	21.606	12:01.857
7	2:00.663	33.939	33.527	31.468	21.729	14:02.520
8	2:00.773	34.206	33.539	31.504	21.524	16:03.293
9	1:59.985	33.614	33.497	31.348	21.526	18:03.278
10	2:00.177	33.602	33.561	31.348	21.666	20:03.455
11	2:00.901	33.777	33.569	31.674	21.881	22:04.356
12	2:01.059	34.301	33.532	31.604	21.622	24:05.415
13	2:01.275	34.072	33.628	31.654	21.921	26:06.690
14	2:00.359	33.766	33.505	31.397	21.691	28:07.049
15	2:00.741	33.683	33.655	31.564	21.839	30:07.790

**24** Apiwath Wongthananon THA  
VR46 MASTERCAMP TEAM KTM

1	2:05.870	38.011	34.276	32.167	21.416	2:05.870
2	2:00.006	33.844	33.385	31.484	21.293	4:05.876
3	2:01.636	33.772	33.651	32.282	21.931	6:07.512
4	2:01.660	34.313	34.177	31.790	21.380	8:09.172
5	2:01.993	34.400	33.727	31.874	21.992	10:11.165
6	2:17.805B	34.815	33.935	38.125	30.930	12:28.970

**28** Loran Faber NED  
STG DUTCH RACING TEAM HONDA

1	2:09.789	41.116	34.454	32.512	21.707	2:09.789
2	2:01.816	34.435	33.829	31.886	21.666	4:11.605
3	2:01.736	34.458	33.667	31.733	21.878	6:13.341
4	2:01.853	34.503	33.696	31.721	21.933	8:15.194
5	2:02.696	34.782	34.028	31.922	21.964	10:17.890
6	2:02.901	34.674	34.026	32.072	22.129	12:20.791
7	2:03.170	34.583	34.105	32.049	22.433	14:23.961
8	2:03.059	34.773	34.094	32.003	22.189	16:27.020
9	2:02.535	34.511	33.959	31.965	22.100	18:29.555

**31** Gerry Salim INA  
ASTRA HONDA RACING TEAM HONDA

1	2:06.648	38.865	34.522	31.833	21.428	2:06.648
2	2:00.739	34.002	33.700	31.638	21.399	4:07.387
3	2:00.889	33.975	33.800	31.555	21.559	6:08.276
4	2:01.644	34.017	34.031	32.043	21.553	8:09.920
5	2:00.908	34.027	33.725	31.701	21.455	10:10.828
6	2:01.815	34.756	33.857	31.723	21.479	12:12.643
7	2:01.328	34.141	33.764	31.718	21.705	14:13.971
8	2:01.346	34.061	33.886	31.732	21.667	16:15.317
9	2:02.090	34.352	33.950	31.843	21.945	18:17.407
10	2:02.388	34.345	34.108	31.926	22.009	20:19.795
11	2:02.654	34.501	34.097	32.030	22.026	22:22.449
12	2:02.937	34.530	34.155	32.085	22.167	24:25.386
13	2:02.938	34.672	34.209	32.042	22.015	26:28.324
14	2:03.007	34.659	34.298	31.988	22.062	28:31.331
15	2:02.619	34.378	34.280	31.846	22.115	30:33.950

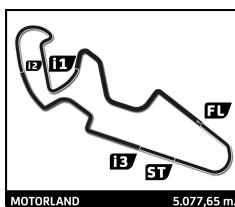
**32** Ai Ogura JPN  
ASIA TALENT TEAM HONDA

1	2:03.247	36.460	33.824	31.433	21.530	2:03.247
2	1:59.896	33.852	33.445	31.218	21.381	4:03.143
3	2:01.352	34.394	33.733	31.398	21.827	6:04.495
4	1:59.818	33.543	33.356	31.349	21.570	8:04.313
5	2:00.004	33.704	33.413	31.300	21.587	10:04.317
6	2:00.091	33.849	33.498	31.256	21.488	12:04.408
7	2:00.126	33.827	33.409	31.344	21.546	14:04.534
8	1:59.762	33.569	33.263	31.312	21.618	16:04.296
9	1:59.627	33.509	33.335	31.378	21.405	18:03.923
10	1:59.881	33.663	33.383	31.284	21.551	20:03.804
11	2:00.397	33.837	33.520	31.398	21.642	22:04.201
12	2:01.051	34.048	33.605	31.578	21.820	24:05.252
13	2:01.430	33.993	33.720	31.723	21.994	26:06.682
14	2:00.588	33.981	33.583	31.552	21.472	28:07.270
15	2:00.564	33.791	33.576	31.543	21.654	30:07.834

**33** Yuki Kunii JPN  
ASIA TALENT TEAM HONDA

1	2:07.278	39.340	34.739	31.628	21.571	2:07.278
2	2:00.452	34.280	33.578	31.236	21.358	4:07.730
3	2:00.089	33.906	33.417	31.157	21.609	6:07.819
4	2:00.819	34.084	33.934	31.309	21.492	8:08.638
5	2:00.882	34.042	33.630	31.417	21.793	10:09.520
6	2:00.851	33.855	33.634	31.486	21.876	12:10.371
7	2:01.154	33.959	33.589	31.667	21.939	14:11.525
8	2:01.467	34.117	33.863	31.585	21.902	16:12.992
9	2:01.544	33.933	33.902	31.726	21.983	18:14.536
10	2:01.569	34.238	34.056	31.613	21.662	20:16.105
11	2:01.645	34.084	34.121	31.689	21.751	22:17.750
12	2:01.062	34.019	33.703	31.543	21.797	24:18.812





# MOTO3 FIM CEV REPSOL MOTORLAND ARAGON Race 1 Analysis

Personal Best Session Best B Crossing the finish line in pit lane

Lap	Time	Sector 1	Sector 2	Sector 3	Sector 4	Elapsed	Lap	Time	Sector 1	Sector 2	Sector 3	Sector 4	Elapsed
13	2:02.002	34.426	33.800	31.906	21.870	26:20.814	6	2:02.009	34.161	33.879	31.956	22.013	12:11.845
14	2:01.300	34.132	33.707	31.764	21.697	28:22.114	7	2:01.203	34.191	33.691	31.667	21.654	14:13.048
15	2:02.177	34.262	34.123	32.077	21.715	30:24.291	8	2:01.352	34.195	33.808	31.644	21.705	16:14.400

**34** Thomas Edward Booth-amos GBR  
BRITISH TALENT TEAM HONDA

1	2:07.365	39.154	34.690	32.084	21.437	2:07.365
2	2:01.253	34.356	33.825	31.453	21.619	4:08.618
3	3:17.489	1:42.587	38.867	33.305	22.730	7:26.107
4	2:04.044	35.038	34.484	32.182	22.340	9:30.151
5	2:03.821	34.882	34.463	32.121	22.355	11:33.972
6	2:03.310	34.645	34.314	32.005	22.346	13:37.282
7	2:02.731	34.385	34.099	31.924	22.323	15:40.013
8	2:03.077	34.512	34.251	32.096	22.218	17:43.090
9	2:03.640	34.847	34.508	32.023	22.262	19:46.730
10	2:03.758	34.616	34.461	32.122	22.559	21:50.488
11	2:03.862	34.862	34.189	32.260	22.551	23:54.350
12	2:03.696	34.973	34.184	32.086	22.453	25:58.046
13	2:09.980	34.782	34.441	32.104	28.653	28:08.026
14	2:07.155	35.744	36.089	32.829	22.493	30:15.181

**35** Somkiat Chantra THA  
AP HONDA RACING TEAM HONDA

1	2:06.085	38.793	34.055	31.793	21.444	2:06.085
2	2:00.391	33.778	33.406	31.800	21.407	4:06.476
3	2:00.925	33.893	33.468	31.899	21.665	6:07.401
4	2:24.424	34.067	55.652	32.791	21.914	8:31.825
5	2:02.681	34.622	34.081	32.014	21.964	10:34.506
6	2:02.640	34.410	34.143	32.014	22.073	12:37.146
7	2:02.738	34.521	34.032	32.003	22.182	14:39.884
8	2:02.909	34.674	34.125	32.085	22.025	16:42.793

**37** Pedro Acosta Sánchez SPA  
SWISS INNOVATIVE INVESTORS JL KTM

1	2:07.993	39.430	35.233	31.895	21.435	2:07.993
2	2:00.349	33.966	33.795	31.359	21.229	4:08.342
3	2:01.155	34.201	33.901	31.494	21.559	6:09.497
4	2:00.321	33.522	33.652	31.785	21.362	8:09.818
5	2:00.583	33.983	33.583	31.483	21.534	10:10.401
6	2:01.305	33.711	33.864	31.863	21.867	12:11.706
7	2:01.415	34.417	33.688	31.644	21.666	14:13.121
8	2:00.925	33.906	33.755	31.702	21.562	16:14.046
9	2:00.665	33.764	33.820	31.671	21.410	18:14.711
10	2:01.484	34.163	33.738	31.609	21.974	20:16.195
11	2:01.330	33.869	34.041	31.579	21.841	22:17.525
12	2:01.187	34.024	33.745	31.618	21.800	24:18.712
13	2:01.702	33.961	34.021	31.830	21.890	26:20.414
14	2:01.749	33.823	34.043	32.005	21.878	28:22.163
15	2:02.688	34.036	33.874	31.999	22.779	30:24.851

**41** Marc García Ferrandiz SPA  
MAX RACING TEAM KTM

1	2:05.475	37.825	34.290	31.725	21.635	2:05.475
2	2:00.652	33.940	33.535	31.453	21.724	4:06.127
3	2:01.146	33.944	33.578	31.874	21.750	6:07.273
4	2:01.698	34.377	34.074	31.652	21.595	8:08.971
5	2:00.865	34.072	33.718	31.470	21.605	10:09.836

9	2:00.932	33.899	33.895	31.624	21.514	18:15.332
10	2:01.046	34.092	33.802	31.546	21.606	20:16.378
11	2:02.179	34.796	33.965	31.698	21.720	22:18.557
12	2:01.462	34.000	33.800	31.934	21.728	24:20.019
13	2:01.562	34.061	33.896	31.777	21.828	26:21.581
14	2:01.477	34.172	33.864	31.601	21.840	28:23.058
15	2:02.089	34.225	33.783	32.199	21.882	30:25.147

**43** Simon Jespersen DEN  
TEAM JESPERSEN KTM

1	2:09.680	40.542	34.661	32.653	21.824	2:09.680
2	2:02.230	34.696	33.922	31.822	21.790	4:11.910
3	2:01.775	34.275	33.877	31.730	21.893	6:13.685
4	2:01.799	34.334	33.735	31.865	21.865	8:15.484
5	2:02.496	34.329	34.109	31.973	22.085	10:17.980
6	2:02.832	34.450	34.314	32.026	22.042	12:20.812
7	2:03.203	34.758	34.184	31.948	22.313	14:24.015
8	2:03.198	34.573	34.407	31.971	22.247	16:27.213
9	2:03.889	34.505	34.845	32.310	22.229	18:31.102
10	2:03.292	34.661	34.350	32.008	22.273	20:34.394
11	2:03.835	34.829	34.368	32.349	22.289	22:38.229
12	2:03.377	34.558	34.241	32.129	22.449	24:41.606
13	2:04.206	34.733	34.598	32.353	22.522	26:45.812
14	2:04.784	35.069	34.784	32.442	22.489	28:50.596
15	2:05.058	34.964	34.832	32.569	22.693	30:55.654

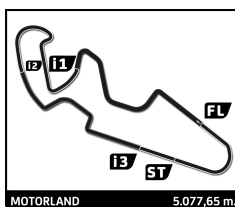
**45** Leon Orgis GER  
KIEFER RACING HONDA

1	2:10.883	40.763	34.703	33.412	22.005	2:10.883
2	2:03.170	34.542	34.223	32.114	22.291	4:14.053
3	2:04.060	34.696	34.504	32.410	22.450	6:18.113
4	2:04.283	34.782	34.592	32.463	22.446	8:22.396
5	2:04.194	34.835	34.422	32.425	22.512	10:26.590
6	2:04.820	35.009	34.716	32.521	22.574	12:31.410
7	2:03.778	34.931	34.621	32.051	22.175	14:35.188
8	2:02.998	34.545	34.181	31.973	22.299	16:38.186
9	2:03.070	34.561	34.272	32.093	22.144	18:41.256
10	2:04.117	34.415	34.906	32.287	22.509	20:45.373
11	2:04.805	35.033	34.621	32.501	22.650	22:50.178
12	2:05.684	35.147	35.009	32.818	22.710	24:55.862
13	2:05.364	35.277	34.844	32.527	22.716	27:01.226
14	2:05.275	35.160	34.721	32.582	22.812	29:06.501
15	2:06.278	35.398	34.844	32.849	23.187	31:12.779

**52** Jeremy Alcoba Ferrer SPA  
JUNIOR TEAM ESTRELLA GALICIA ( HONDA

1	2:03.145	37.242	33.560	31.022	21.321	2:03.145
2	1:59.622	33.763	33.255	31.132	21.472	4:02.767
3	1:59.506	33.454	33.205	31.212	21.635	6:02.273
4	1:59.239	33.365	33.225	31.157	21.492	8:01.512
5	2:00.068	33.679	33.525	31.242	21.622	10:01.580
6	2:00.416	33.957	33.612	31.351	21.496	12:01.996
7	2:00.596	33.922	33.585	31.389	21.700	14:02.592
8	2:00.937	34.244	33.553	31.557	21.583	16:03.529





# MOTO3

## FIM CEV REPSOL MOTORLAND ARAGÓN

### Race 1

### Analysis

■ Personal Best ■ Session Best B Crossing the finish line in pit lane

Lap	Time	Sector 1	Sector 2	Sector 3	Sector 4	Elapsed	Lap	Time	Sector 1	Sector 2	Sector 3	Sector 4	Elapsed
9	1:59.955	33.722	33.428	31.378	21.427	18:03.484	12	1:59.888	33.672	33.310	31.355	21.551	24:05.615
10	2:00.120	33.777	33.545	31.278	21.520	20:03.604	13	2:01.318	34.118	33.590	31.547	22.063	26:06.933
11	2:00.783	33.781	33.579	31.491	21.932	22:04.387	14	2:00.417	34.039	33.452	31.471	21.455	28:07.350
12	2:00.910	34.004	33.596	31.516	21.794	24:05.297	15	2:00.483	33.981	33.416	31.612	21.474	30:07.833
13	2:01.730	34.088	33.817	31.618	22.207	26:07.027							
14	2:00.111	33.804	33.510	31.239	21.558	28:07.138							
15	2:00.658	33.740	33.636	31.531	21.751	30:07.796							

**53** **Deniz Öncü** TUR  
 RED BULL KTM AJO KTM

1	2:04.450	37.274	34.359	31.449	21.368	2:04.450
2	<b>1:59.713</b>	<b>33.644</b>	<b>33.284</b>	31.449	21.336	4:04.163
3	2:00.505	33.809	33.634	31.394	21.668	6:04.668
4	1:59.853	33.845	33.340	<b>31.371</b>	<b>21.297</b>	8:04.521
5	1:59.836	33.678	33.325	31.529	21.304	10:04.357
6	2:00.226	33.980	33.426	31.376	21.444	12:04.583
7	2:00.190	33.857	33.502	31.405	21.426	14:04.773
8	1:59.902	33.772	33.370	31.411	21.349	16:04.675
9	2:00.803	34.130	33.731	31.566	21.376	18:05.478
10	2:00.934	34.039	33.767	31.689	21.439	20:06.412
11	2:00.951	33.961	33.716	31.649	21.625	22:07.363
12	2:01.133	34.096	33.639	31.725	21.673	24:08.496
13	2:01.248	34.035	33.892	31.585	21.736	26:09.744
14	2:01.333	34.090	33.810	31.718	21.715	28:11.077
15	2:01.486	34.151	33.822	31.735	21.778	30:12.563

**55** **Yari Montella** ITA  
 SIC58 SQUADRA CORSE HONDA

1	2:07.477	39.238	34.660	32.092	21.487	2:07.477
2	2:01.341	34.314	34.145	31.421	21.461	4:08.818
3	2:01.227	33.968	33.734	31.793	21.732	6:10.045
4	2:00.825	33.982	<b>33.531</b>	31.771	21.541	8:10.870
5	2:00.650	33.931	33.683	31.557	21.479	10:11.520
6	2:01.225	34.173	33.816	31.542	21.694	12:12.745
7	2:01.404	34.149	33.813	31.815	21.627	14:14.149
8	2:01.248	33.994	33.836	31.668	21.750	16:15.397
9	2:00.912	34.150	33.561	31.601	21.600	18:16.309
10	<b>2:00.297</b>	<b>33.841</b>	33.617	<b>31.418</b>	<b>21.421</b>	20:16.606
11	2:01.315	34.391	33.738	31.632	21.554	22:17.921
12	2:01.221	34.078	33.918	31.643	21.582	24:19.142
13	2:01.615	34.317	33.652	31.689	21.957	26:20.757
14	2:01.484	34.108	33.951	31.746	21.679	28:22.241
15	2:01.991	34.534	33.906	31.712	21.839	30:24.232

**61** **Can öncü** TUR  
 RED BULL KTM AJO KTM

1	2:05.512	38.089	34.235	31.761	21.427	2:05.512
2	1:59.559	<b>33.538</b>	33.252	31.314	21.455	4:05.071
3	<b>1:59.456</b>	33.606	<b>33.112</b>	31.359	<b>21.379</b>	6:04.527
4	1:59.749	33.805	33.190	31.297	21.457	8:04.276
5	1:59.985	33.578	33.365	31.332	21.710	10:04.261
6	2:00.047	33.721	33.407	31.290	21.629	12:04.308
7	2:00.188	33.747	33.408	31.324	21.709	14:04.496
8	1:59.722	33.723	33.286	<b>31.255</b>	21.458	16:04.218
9	2:01.117	34.703	33.493	31.375	21.546	18:05.335
10	2:00.037	33.708	33.327	31.390	21.612	20:05.372
11	2:00.355	33.826	33.537	31.330	21.662	22:05.727

**66** **Adrián Huertas del Olmo** SPA  
 REALE AVINTIA ACADEMY77 KTM

1	2:07.056	38.999	34.606	31.859	21.592	2:07.056
2	<b>2:00.988</b>	<b>33.848</b>	<b>33.873</b>	<b>31.680</b>	<b>21.587</b>	4:08.044
3	2:02.039	34.263	34.060	31.894	21.822	6:10.083
4	2:02.164	34.340	34.231	31.749	21.844	8:12.247
5	2:01.789	34.225	34.118	31.693	21.753	10:14.036
6	2:01.915	34.158	34.077	31.828	21.852	12:15.951
7	2:02.724	34.154	34.447	32.016	22.107	14:18.675
8	2:02.922	34.293	34.208	32.270	22.151	16:21.597
9	2:03.215	34.478	34.312	32.278	22.147	18:24.812
10	2:02.183	34.200	34.262	31.812	21.909	20:26.995
11	2:02.524	34.317	34.154	31.966	22.087	22:29.519
12	2:02.881	34.554	34.354	31.939	22.034	24:32.400
13	2:03.195	34.643	34.158	32.283	22.111	26:35.595
14	2:03.018	34.474	34.398	31.967	22.179	28:38.613
15	2:02.766	34.422	34.231	31.965	22.148	30:41.379

**67** **Gerard Riu I Malé** SPA  
 LAGLISSE ACADEMY HUSQVARNA

1	2:06.222	38.317	34.442	32.065	<b>21.398</b>	2:06.222
2	2:00.758	34.093	33.572	31.608	21.485	4:06.980
3	<b>2:00.664</b>	<b>33.971</b>	<b>33.457</b>	<b>31.564</b>	21.672	6:07.644
4	2:01.554	34.393	34.012	31.654	21.495	8:09.198
5	2:01.413	33.991	33.713	31.939	21.770	10:10.611

**73** **Maximilian Kofler** AUT  
 KRP KTM

1	2:07.215	39.151	34.559	31.797	21.708	2:07.215
2	2:01.794	34.489	34.007	31.806	21.492	4:09.009
3	2:01.154	34.095	33.440	31.808	21.811	6:10.163
4	<b>2:00.298</b>	34.035	<b>33.417</b>	31.429	<b>21.417</b>	8:10.461
5	2:00.457	33.892	33.545	31.538	21.482	10:10.918
6	2:01.133	34.382	33.526	31.393	21.832	12:12.051
7	2:01.205	34.339	33.502	31.719	21.645	14:13.256
8	2:01.452	34.123	33.792	31.583	21.954	16:14.708
9	2:00.786	<b>33.720</b>	33.822	31.616	21.628	18:15.494
10	2:00.979	34.284	33.528	31.630	21.537	20:16.473
11	2:02.277	35.029	33.935	31.553	21.760	22:18.750
12	2:00.451	34.149	33.507	<b>31.360</b>	21.435	24:19.201
13	2:01.571	34.371	33.643	31.823	21.734	26:20.772
14	2:01.654	34.569	33.741	31.598	21.746	28:22.426
15	2:02.875	34.545	33.870	32.446	22.014	30:25.301

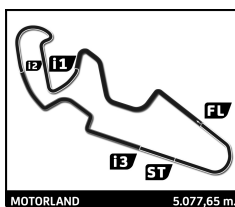
**76** **Makar Yurchenko** KAZ  
 MAX RACING TEAM KTM

1	2:03.846	37.300	33.785	31.214	21.547	2:03.846
2	<b>1:59.112</b>	<b>33.372</b>	<b>33.151</b>	<b>31.150</b>	<b>21.439</b>	4:02.958

**81** **Aleix Viu Cotoli** SPA  
 MARINELLI SNIPER TEAM HONDA

1	2:05.199	37.561	34.306	31.588	21.744	2:05.199
---	----------	--------	--------	--------	--------	----------





# MOTO3

## FIM CEV REPSOL MOTORLAND ARAGÓN

### Race 1

### Analysis

■ Personal Best ■ Session Best B Crossing the finish line in pit lane

Lap	Time	Sector 1	Sector 2	Sector 3	Sector 4	Elapsed	Lap	Time	Sector 1	Sector 2	Sector 3	Sector 4	Elapsed
2	2:00.113	33.658	33.304	31.428	21.723	4:05.312	5	2:00.874	33.955	33.622	31.517	21.780	10:09.469
3	2:00.047	33.748	33.311	31.377	21.611	6:05.359	6	2:02.025	34.228	33.508	32.648	21.641	12:11.494
4	1:59.876	<b>33.540</b>	33.367	31.338	21.631	8:05.235	7	2:01.040	34.128	33.770	31.486	21.656	14:12.534
5	<b>1:59.869</b>	33.592	33.388	<b>31.309</b>	<b>21.580</b>	10:05.104	8	2:05.439 B	34.385	33.830	31.786	25.438	16:17.973
6	2:00.131	33.646	33.396	31.448	21.641	12:05.235	9	2:17.615	50.089	33.986	31.777	21.763	18:35.588
7	2:00.262	33.732	33.319	31.506	21.705	14:05.497	10	2:00.981	34.074	33.749	31.500	21.658	20:36.569
8	1:59.970	33.660	<b>33.248</b>	31.390	21.672	16:05.467	11	2:01.131	34.086	33.760	31.533	21.752	22:37.700
9	2:00.590	33.719	33.593	31.650	21.628	18:06.057	12	2:00.914	33.954	33.682	31.574	21.704	24:38.614
10	2:00.780	33.711	33.653	31.725	21.691	20:06.837	13	2:01.354	34.043	33.689	31.788	21.834	26:39.968
11	2:01.233	33.894	33.636	31.667	22.036	22:08.070	14	2:01.299	34.073	33.833	31.505	21.888	28:41.267
12	2:01.007	33.841	33.561	31.656	21.949	24:09.077	15	2:00.920	<b>33.945</b>	33.706	31.449	21.820	30:42.187
13	2:01.311	33.909	33.770	31.620	22.012	26:10.388							
14	2:01.386	33.916	33.732	31.688	22.050	28:11.774							
15	2:01.662	34.020	33.815	31.743	22.084	30:13.436							

### 86 Charlie Andrew Nesbitt

GBR JUNIOR TEAM ESTRELLA GALICIA ( HONDA

1	2:08.151	39.304	34.735	32.403	21.709	2:08.151
2	<b>2:01.304</b>	<b>34.046</b>	33.811	31.875	<b>21.572</b>	4:09.455
3	2:01.431	34.290	<b>33.662</b>	31.789	21.690	6:10.886
4	2:01.312	34.052	33.854	<b>31.741</b>	21.665	8:12.198
5	2:01.463	34.147	33.761	31.757	21.798	10:13.661
6	2:01.920	34.274	33.817	31.953	21.876	12:15.581
7	2:03.209	34.393	34.556	32.076	22.184	14:18.790
8	2:02.605	34.337	34.049	32.106	22.113	16:21.395
9	2:02.632	34.552	34.039	31.994	22.047	18:24.027
10	2:02.541	34.483	34.099	31.970	21.989	20:26.568
11	2:02.834	34.589	34.008	32.159	22.078	22:29.402
12	2:02.752	34.519	34.040	32.068	22.125	24:32.154
13	2:03.047	34.676	34.090	32.139	22.142	26:35.201
14	2:02.901	34.598	34.157	32.001	22.145	28:38.102
15	2:03.280	34.635	34.180	32.091	22.374	30:41.382

### 88 Bruno Ieraci

ITA SIC58 SQUADRA CORSE HONDA

1	2:07.600	39.548	34.878	31.710	<b>21.464</b>	2:07.600
2	2:00.636	33.999	33.754	<b>31.372</b>	21.511	4:08.236
3	<b>2:00.466</b>	33.935	<b>33.379</b>	31.422	21.730	6:08.702
4	2:00.945	<b>33.756</b>	34.025	31.695	21.469	8:09.647
5	2:01.113	34.133	33.717	31.741	21.522	10:10.760
6	2:01.135	34.305	33.632	31.482	21.716	12:11.895
7	2:00.764	33.834	33.760	31.528	21.642	14:12.659
8	2:00.689	34.006	33.496	31.478	21.709	16:13.348
9	2:01.247	33.820	33.861	31.839	21.727	18:14.595
10	2:01.339	33.878	33.923	31.635	21.903	20:15.934
11	2:01.742	33.996	34.265	31.731	21.750	22:17.676
12	2:01.205	34.219	33.791	31.540	21.655	24:18.881
13	2:01.615	33.978	33.852	31.758	22.027	26:20.496
14	2:01.732	34.269	33.853	31.898	21.712	28:22.228
15	2:02.527	34.438	33.906	32.274	21.909	30:24.755

### 99 Carlos Tatay Vila

SPA REALE AVINTIA ACADEMY77 KTM

1	2:06.405	38.851	34.354	31.943	<b>21.257</b>	2:06.405
2	2:00.699	34.124	33.694	31.539	21.342	4:07.104
3	<b>2:00.429</b>	34.044	<b>33.467</b>	31.478	21.440	6:07.533
4	2:01.062	34.200	33.692	<b>31.448</b>	21.722	8:08.595

