

EUROPEAN TALENT CUP

FIM CEV REPSOL MOTORLAND ARAGÓN

Race 2 ((14 laps, 71,1 km.))

Revised

Classification

Rider	Nat	Team	Bike	Tyres	Cl.	Laps	Total Time	Gap	Kph	Best Lap	
										Lap	Time Kph
1	30	David Muñoz Rodríguez	SPA JEREZ ANDALUCIA MOTOR TALENT	HONDA	DUNLOP	12	25:04.698	-	145.8	5	2:04.107 147.3
2	91	Victor Rodríguez Nuñez	SPA LAGLISSE ACADEMY	HONDA	DUNLOP	12	25:04.708	+0.010	145.8	6	2:04.045 147.3
3	7	Daniel Muñoz Fernandez	SPA JEREZ ANDALUCIA MOTOR TALENT	HONDA	DUNLOP	12	25:04.794	+0.096	145.8	4	2:04.079 147.3
4	28	Matteo Bertelle	ITA SIC 58 SQUADRA CORSE	HONDA	DUNLOP	12	25:04.820	+0.122	145.7	4	2:04.131 147.2
5	43	Xavier Artigas López	SPA HONDA IMPALA	HONDA	DUNLOP	12	25:04.851	+0.153	145.7	6	2:04.104 147.3
6	95	José Antonio Rueda Ruiz	SPA TALENT TEAM ESTRELLA GALICIA 0,0	HONDA	DUNLOP	12	25:05.031	+0.333	145.7	5	2:04.158 147.2
7	46	David Salvador Gómez	SPA CUNA DE CAMPEONES	HONDA	DUNLOP	12	25:05.159	+0.461	145.7	11	2:04.167 147.2
8	5	Lorenzo Fellon	FRA AJO MOTORSPORT	HONDA	DUNLOP	12	25:05.517	+0.819	145.7	10	2:03.981 147.4
9	50	Ondrej Vostatek	CZE IGAX TEAM	HONDA	DUNLOP	12	25:05.832	+1.134	145.7	11	2:04.184 147.2
10	12	Peetu Paavilainen	FIN H43 TEAM NOBBY-BLUMAQ	HONDA	DUNLOP	12	25:07.742	+3.044	145.5	11	2:04.751 146.5
11	58	Iñigo Iglesias Bravo	SPA IMC TEAM	HONDA	DUNLOP	12	25:07.929	+3.231	145.4	6	2:04.825 146.4
12	76	Julián Giral Romero	SPA TALENT TEAM ESTRELLA GALICIA 0,0	HONDA	DUNLOP	12	25:08.012	+3.314	145.4	10	2:04.743 146.5
13	25	Luis Miguel Verdugo De La Torre	SPA DANI RIVAS TALENT TEAM	HONDA	DUNLOP	12	25:08.039	+3.341	145.4	11	2:04.741 146.5
14	89	Marcos Uriarte Rodríguez	SPA MRE TALENT	HONDA	DUNLOP	12	25:19.867	+15.169	144.3	2	2:05.556 145.6
15	61	Iker García Abella	SPA REALE AVINTIA BLUMAQ HMA	HONDA	DUNLOP	12	25:19.885	+15.187	144.3	3	2:05.437 145.7
16	6	Dirk Geiger	GER INTACT BATTERY POWER-MAS	HONDA	DUNLOP	12	25:20.054	+15.356	144.3	2	2:05.279 145.9
17	26	Miguel Parra Martínez	SPA GRUPO MACHADO-CAME	HONDA	DUNLOP	12	25:20.170	+15.472	144.3	2	2:05.349 145.8
18	35	Joshua Bauer	GER DYNAVOLT INTACT JUNIOR TEAM	HONDA	DUNLOP	12	25:20.228	+15.530	144.3	5	2:05.267 145.9
19	96	Daniel Holgado Miralles	SPA TALENT TEAM ESTRELLA GALICIA 0,0	HONDA	DUNLOP	12	25:22.155	+17.457	144.1	11	2:05.807 145.3
20	48	Gabin Planques	FRA LAGLISSE ACADEMY	HONDA	DUNLOP	12	25:23.678	+18.980	143.9	6	2:05.543 145.6
21	16	Jamie William Davis	GBR KRP	HONDA	DUNLOP	12	25:27.638	+22.940	143.6	5	2:06.109 144.9
22	33	Filip Rehacek	CZE IGAX	HONDA	DUNLOP	12	25:27.754	+23.056	143.6	6	2:06.057 145.0
23	22	Clément Rougé	FRA CIP JUNIOR TEAM	HONDA	DUNLOP	12	25:31.608	+26.910	143.2	6	2:05.677 145.4
24	94	Marvin Siebdrath	GER PRUSTEL BLUMAQ HMA	HONDA	DUNLOP	12	25:31.942	+27.244	143.2	5	2:05.520 145.6
25	3	Rick Dunnik	NED HDRACING	HONDA	DUNLOP	12	25:37.762	+33.064	142.6	5	2:06.227 144.8
26	17	Ruben Bijman	NED ERNST DUBBINK EVENO RACING	HONDA	DUNLOP	12	25:46.737	+42.039	141.8	5	2:07.105 143.8
27	21	Vincent Falcone	FRA TFC RACING	HONDA	DUNLOP	12	25:46.791	+42.093	141.8	2	2:07.069 143.8
28	79	Salvatore Ragusa	ITA DANI RIVAS TALENT TEAM	HONDA	DUNLOP	12	25:52.668	+47.970	141.3	12	2:07.210 143.7
29	70	Joshua John Whatley	GBR FAU 55 RACING	HONDA	DUNLOP	12	25:53.652	+48.954	141.2	5	2:05.825 145.3
30	19	Andreas Kofler	AUT KRP	HONDA	DUNLOP	12	26:01.613	+56.915	140.4	2	2:08.286 142.5
31	80	Víctor Alonso Rodilla	SPA PERKS	HONDA	DUNLOP	12	26:03.183	+58.485	140.3	6	2:08.386 142.4
32	45	Luca De Vleeschauwer	BEL WEST RACING	HONDA	DUNLOP	12	26:13.036	+1:08.338	139.4	2	2:06.794 144.1
33	23	Alex Millán Gómez	SPA ARO RACING	HONDA	DUNLOP	12	26:16.897	+1:12.199	139.1	2	2:07.395 143.5
Not classified:											
54	Fermin Aldeguer Mengual	SPA BESTER CAPITAL DUBAI JUNIOR TEAM	HONDA	DUNLOP	12	25:05.263				7	2:03.909 147.5
27	Alejandro Díez Rodríguez	SPA HONDA IMPALA	HONDA	DUNLOP	12	25:05.774				11	2:04.268 147.1
31	Adrián Fernández González	SPA AJO MOTORSPORT	HONDA	DUNLOP	10	21:01.887				6	2:04.187 147.2
18	Ángel Heredia Martínez	SPA TEAM STRATOS-EMA COMPETICION	HONDA	DUNLOP	8	17:07.037				3	2:04.766 146.5
10	Eduard Melgar Heredia	SPA GRUPO MACHADO -CAME	HONDA	DUNLOP	8	17:28.448				2	2:05.600 145.5
9	Francisco Gómez Requena	SPA LARRESPORT BRADOL	HONDA	DUNLOP	7	14:56.222				5	2:05.954 145.1
14	Carlos Torrecillas Urban	SPA EQUIPO PUNTO MOTO	HONDA	DUNLOP	5	10:26.207				5	2:04.203 147.2
64	Colin Velthuisen	NED NYKOS RACING	HONDA	DUNLOP	2	4:21.497				2	2:06.949 144.0
42	Soma Görbe	HUN SPORT& EVENTS MANAGEMENT ACADEMY	HONDA	DUNLOP	2	4:22.049				2	2:06.684 144.3
57	Kenny Koskinen	FIN H43 TEAM NOBBY-BLUMAQ	HONDA	DUNLOP							
72	Mattia Falzone	ITA SIC 58 SQUADRA CORSE	HONDA	DUNLOP							

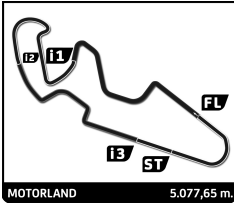
Pole Position	J. Rueda Ruiz	2:03.481	148.0 Kph
Fastest Lap	Lap 7 Fermín Aldeguer Mengual	2:03.909	147.5 Kph

Published at:

Track Status: **DRY**

Race Director:	Timekeeper:
-----------------------	--------------------





EUROPEAN TALENT CUP

FIM CEV REPSOL MOTORLAND ARAGÓN

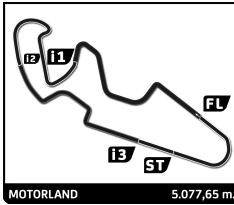
Race 2

Lap Chart

LAP

Nr	Pos	Grid	Lap											
			1	2	3	4	5	6	7	8	9	10	11	12
95	1	95	14	14	14	14	14	30	91	91	30	43	28	30
91	2	91	91	91	30	30	30	91	43	30	28	7	7	91
14	3	14	95	30	91	95	95	95	43	31	95	30	7	
7	4	7	7	95	95	91	91	43	31	31	43	28	95	28
30	5	30	31	31	43	43	43	31	30	28	7	30	43	43
31	6	31	30	7	31	31	31	28	28	95	91	54	91	95
5	7	5	25	43	7	7	28	7	7	7	95	91	54	46
43	8	43	43	54	28	28	7	54	54	54	54	5	5	54
25	9	25	27	28	54	54	54	5	5	5	5	46	46	5
28	10	28	54	50	27	27	27	50	50	46	46	27	27	27
27	11	27	5	27	76	76	50	76	46	50	50	50	50	50
54	12	54	28	76	50	50	5	27	27	27	27	76	12	12
46	13	46	50	5	5	5	76	46	76	12	12	12	76	58
50	14	50	46	25	26	25	25	25	12	76	76	58	58	76
76	15	76	76	46	46	26	46	12	58	58	58	25	25	25
35	16	35	35	26	25	12	12	58	25	25	25	31	26	89
58	17	58	26	12	12	46	58	26	61	61	61	61	89	61
89	18	89	58	58	58	58	26	61	89	89	89	89	6	6
22	19	22	12	35	18	18	61	89	26	6	35	26	61	26
18	20	18	89	89	35	89	89	6	35	35	26	35	35	35
12	21	12	18	6	89	61	35	35	6	26	6	6	48	96
33	22	33	61	18	61	6	6	10	48	48	48	48	96	48
70	23	70	6	61	6	35	10	96	96	96	96	96	33	16
61	24	61	70	70	70	10	96	33	10	22	33	16	16	33
64	25	64	33	9	9	96	70	48	33	33	16	33	22	22
26	26	26	9	33	96	70	9	16	22	16	22	94	94	94
6	27	6	96	96	33	9	94	22	16	94	94	22	3	3
94	28	94	22	22	48	33	33	9	18	18	3	3	21	17
3	29	3	48	48	10	16	16	18	94	3	17	17	17	21
16	30	16	16	16	16	94	48	94	9	17	21	21	70	79
23	31	23	64	10	22	48	22	3	3	21	79	70	79	70
48	32	48	94	64	94	22	18	17	17	70	70	79	19	19
72	33	72	23	94	21	45	45	21	21	79	80	80	80	80
96	34	96	10	42	45	21	21	70	70	80	19	19	45	45
9	35	9	21	23	23	17	17	79	79	19	23	23	23	23
42	36	42	42	21	17	3	3	80	80	10	45	45		
21	37	21	80	45	3	23	79	19	19	23				
10	38	10	45	17	80	19	19	45	23	45				
79	39	79	17	3	19	80	80	23	45					
45	40	45	3	19	79	79	23							
80	41	80	19	80										
17	42	17	79	79										
57	43	57												
19	44	19												





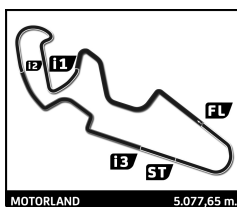
EUROPEAN TALENT CUP

FIM CEV REPSOL MOTORLAND ARAGÓN

Race 2

Best Sector Times

SECTOR 1			SECTOR 2			SECTOR 3			SECTOR 4			Pos	Ideal Lap	Best Lap
Pos	Rider	Time	Rider	Time	Rider	Time	Rider	Time	Pos	Time	Pos	Time	Time	(Laps)
1	14 C.Torrecillas Urban	34.563	91 V.Rodríguez Nuñez	34.142	14 C.Torrecillas Urban	32.023	43 X.Artigas López	22.182	1	5	2:03.560	2:03.981	(2)	
2	30 D.Muñoz Rodríguez	34.683	46 D.Salvador Gómez	34.291	5 L.Fellon	32.072	18 A.Heredia Martínez	22.182	2	30	2:03.609	2:04.107	(6)	
3	54 F.Aldeguer Mengual	34.686	30 D.Muñoz Rodríguez	34.319	54 F.Aldeguer Mengual	32.138	7 D.Muñoz Fernández	22.192	3	43	2:03.616	2:04.104	(5)	
4	95 J.Rueda Ruiz	34.699	27 A.Díez Rodríguez	34.385	30 D.Muñoz Rodríguez	32.172	5 L.Fellon	22.197	4	54	2:03.654	2:03.909	(1)	
5	43 X.Artigas López	34.761	43 X.Artigas López	34.390	7 D.Muñoz Fernández	32.269	31 A.Fernández González	22.203	5	91	2:03.703	2:04.045	(3)	
6	5 L.Fellon	34.834	95 J.Rueda Ruiz	34.407	43 X.Artigas López	32.283	54 F.Aldeguer Mengual	22.265	6	46	2:03.817	2:04.167	(9)	
7	50 O.Vostatek	34.849	31 A.Fernández González	34.436	46 D.Salvador Gómez	32.294	91 V.Rodríguez Nuñez	22.273	7	95	2:03.830	2:04.158	(8)	
8	27 A.Díez Rodríguez	34.877	28 M.Bertelle	34.437	50 O.Vostatek	32.338	28 M.Bertelle	22.281	8	7	2:03.856	2:04.079	(4)	
9	46 D.Salvador Gómez	34.879	5 L.Fellon	34.457	25 L.Verdugo De La Torre	32.363	95 J.Rueda Ruiz	22.292	9	31	2:03.950	2:04.187	(11)	
10	7 D.Muñoz Fernández	34.880	50 O.Vostatek	34.468	28 M.Bertelle	32.381	58 I.Iglesias	22.292	10	14	2:03.989	2:04.203	(12)	
11	28 M.Bertelle	34.895	58 I.Iglesias	34.507	31 A.Fernández González	32.388	25 L.Verdugo De La Torre	22.303	11	28	2:03.994	2:04.131	(7)	
12	91 V.Rodríguez Nuñez	34.897	12 P.Paavilainen	34.508	91 V.Rodríguez Nuñez	32.391	12 P.Paavilainen	22.312	12	50	2:04.091	2:04.184	(10)	
13	31 A.Fernández González	34.923	7 D.Muñoz Fernández	34.515	27 A.Díez Rodríguez	32.397	46 D.Salvador Gómez	22.353	13	27	2:04.128	2:04.268	(13)	
14	18 A.Heredia Martínez	34.998	76 J.Giral Romero	34.531	95 J.Rueda Ruiz	32.432	48 G.Planques	22.368	14	25	2:04.350	2:04.741	(14)	
15	6 D.Geiger	35.016	14 C.Torrecillas Urban	34.539	76 J.Giral Romero	32.432	94 M.Siebrath	22.384	15	12	2:04.391	2:04.751	(16)	
16	35 J.Bauer	35.029	54 F.Aldeguer Mengual	34.565	58 I.Iglesias	32.515	10 E.Melgar Heredia	22.400	16	58	2:04.399	2:04.825	(18)	
17	76 J.Giral Romero	35.033	61 I.García	34.577	12 P.Paavilainen	32.521	76 J.Giral Romero	22.410	17	76	2:04.406	2:04.743	(15)	
18	12 P.Paavilainen	35.050	6 D.Geiger	34.603	26 M.Parra Martínez	32.547	16 J.Davis	22.421	18	18	2:04.424	2:04.766	(17)	
19	25 L.Verdugo De La Torre	35.077	25 L.Verdugo De La Torre	34.607	18 A.Heredia Martínez	32.568	30 D.Muñoz Rodríguez	22.435	19	6	2:04.828	2:05.279	(20)	
20	58 I.Iglesias	35.085	35 J.Bauer	34.673	96 D.Holgado Miralles	32.609	50 O.Vostatek	22.436	20	35	2:05.011	2:05.267	(19)	
21	89 M.Uriarte Rodríguez	35.135	48 G.Planques	34.675	89 M.Uriarte Rodríguez	32.627	6 D.Geiger	22.448	21	26	2:05.014	2:05.349	(21)	
22	22 C.Rougé	35.195	18 A.Heredia Martínez	34.676	10 E.Melgar Heredia	32.649	42 S.Görbe	22.458	22	61	2:05.072	2:05.437	(22)	
23	26 M.Parra Martínez	35.218	26 M.Parra Martínez	34.695	35 J.Bauer	32.687	27 A.Díez Rodríguez	22.469	23	48	2:05.133	2:05.543	(24)	
24	61 I.García	35.225	16 J.Davis	34.803	94 M.Siebrath	32.706	61 I.García	22.534	24	89	2:05.174	2:05.556	(25)	
25	96 D.Holgado Miralles	35.233	22 C.Rougé	34.816	70 J.Whatley	32.723	89 M.Uriarte Rodríguez	22.549	25	10	2:05.178	2:05.600	(26)	
26	94 M.Siebrath	35.252	94 M.Siebrath	34.845	61 I.García	32.736	26 M.Parra Martínez	22.554	26	94	2:05.187	2:05.520	(23)	
27	10 E.Melgar Heredia	35.271	10 E.Melgar Heredia	34.858	9 F.Gómez Requena	32.748	45 L.De Vleeschauer	22.584	27	96	2:05.317	2:05.807	(28)	
28	9 F.Gómez Requena	35.278	96 D.Holgado Miralles	34.860	16 J.Davis	32.761	33 F.Rehacek	22.608	28	16	2:05.401	2:06.109	(32)	
29	48 G.Planques	35.291	89 M.Uriarte Rodríguez	34.863	6 D.Geiger	32.761	96 D.Holgado Miralles	22.615	29	22	2:05.495	2:05.677	(27)	
30	33 F.Rehacek	35.299	33 F.Rehacek	34.871	48 G.Planques	32.799	35 J.Bauer	22.622	30	33	2:05.607	2:06.057	(31)	
31	70 J.Whatley	35.356	70 J.Whatley	34.977	33 F.Rehacek	32.829	22 C.Rougé	22.630	31	9	2:05.774	2:05.954	(30)	
32	16 J.Davis	35.416	3 R.Dunnik	34.980	22 C.Rougé	32.854	64 C.Velthuisen	22.642	32	70	2:05.825	2:05.825	(29)	
33	79 S.Ragusa	35.513	9 F.Gómez Requena	35.036	3 R.Dunnik	32.906	21 V.Falcone	22.661	33	3	2:06.148	2:06.227	(33)	
34	3 R.Dunnik	35.525	79 S.Ragusa	35.119	79 S.Ragusa	33.012	9 F.Gómez Requena	22.712	34	45	2:06.618	2:06.794	(35)	
35	42 S.Görbe	35.600	64 C.Velthuisen	35.220	17 R.Bijman	33.069	3 R.Dunnik	22.737	35	42	2:06.637	2:06.684	(34)	
36	45 L.De Vleeschauer	35.618	45 L.De Vleeschauer	35.244	23 A.Millán Gómez	33.105	70 J.Whatley	22.769	36	64	2:06.819	2:06.949	(36)	
37	17 R.Bijman	35.738	21 V.Falcone	35.275	21 V.Falcone	33.145	80 V.Alonso Rodilla	22.787	37	79	2:06.858	2:07.210	(39)	
38	64 C.Velthuisen	35.782	17 R.Bijman	35.320	80 V.Alonso Rodilla	33.167	23 A.Millán Gómez	22.817	38	21	2:06.906	2:07.069	(37)	
39	21 V.Falcone	35.825	42 S.Görbe	35.392	45 L.De Vleeschauer	33.172	17 R.Bijman	22.820	39	17	2:06.947	2:07.105	(38)	
40	23 A.Millán Gómez	35.910	80 V.Alonso Rodilla	35.518	64 C.Velthuisen	33.175	14 C.Torrecillas Urban	22.864	40	23	2:07.363	2:07.395	(40)	
41	19 A.Kofler	35.972	23 A.Millán Gómez	35.531	42 S.Görbe	33.187	19 A.Kofler	22.908	41	80	2:07.543	2:08.386	(42)	
42	80 V.Alonso Rodilla	36.071	19 A.Kofler	35.557	19 A.Kofler	33.316	79 S.Ragusa	23.214	42	19	2:07.753	2:08.286	(41)	



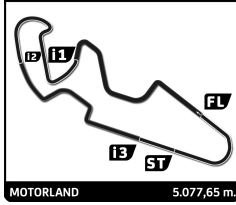
EUROPEAN TALENT CUP

FIM CEV REPSOL MOTORLAND ARAGÓN

Race 2

Leader Sequence

Nr	Rider	Team	Bike	Start	End	Laps	Total Laps
14	Carlos Torrecillas Urban	EQUIPO PUNTO MOTO	HONDA	1	5	5	5
30	David Muñoz Rodríguez	JEREZ ANDALUCIA MOTOR TALENT	HONDA	6	6	1	1
91	Víctor Rodríguez Nuñez	LAGLISSE ACADEMY	HONDA	7	8	2	2
30	David Muñoz Rodríguez	JEREZ ANDALUCIA MOTOR TALENT	HONDA	9	9	1	2
43	Xavier Artigas López	HONDA IMPALA	HONDA	10	10	1	1
28	Matteo Bertelle	SIC 58 SQUADRA CORSE	HONDA	11	11	1	1
30	David Muñoz Rodríguez	JEREZ ANDALUCIA MOTOR TALENT	HONDA	12	12	1	3



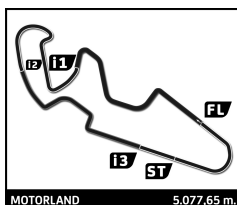
EUROPEAN TALENT CUP

FIM CEV REPSOL MOTORLAND ARAGÓN

Race 2

Fastest Lap Sequence

Practice Time	Rider	Team	Bike	Class	Time	Kph	Lap
4:13.190	14 Carlos Torrecillas Urban	EQUIPO PUNTO MOTO	HONDA		2:05.295	145.9	2
4:13.482	30 David Muñoz Rodríguez	JEREZ ANDALUCIA MOTOR TALENT	HONDA		2:04.782	146.5	2
6:17.619	14 Carlos Torrecillas Urban	EQUIPO PUNTO MOTO	HONDA		2:04.429	146.9	3
6:18.277	43 Xavier Artigas López	HONDA IMPALA	HONDA		2:04.376	147.0	3
8:22.279	30 David Muñoz Rodríguez	JEREZ ANDALUCIA MOTOR TALENT	HONDA		2:04.279	147.1	4
8:22.406	95 José Antonio Rueda Ruiz	TALENT TEAM ESTRELLA GALICIA 0,0	HONDA		2:04.227	147.1	4
8:23.185	7 Daniel Muñoz Fernandez	JEREZ ANDALUCIA MOTOR TALENT	HONDA		2:04.079	147.3	4
10:28.208	54 Fermin Aldeguer Mengual	BESTER CAPITAL DUBAI JUNIOR TEAM	HONDA		2:03.944	147.5	5
14:36.376	54 Fermin Aldeguer Mengual	BESTER CAPITAL DUBAI JUNIOR TEAM	HONDA		2:03.909	147.5	7



EUROPEAN TALENT CUP FIM CEV REPSOL MOTORLAND ARAGÓN

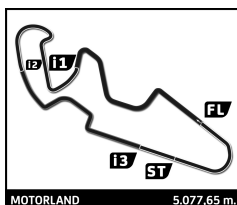
Race 2

Analysis by lap

Lapped

Nr	Lap Time	Gap	Nr	Lap Time	Gap	Nr	Lap Time	Gap	Nr	Lap Time	Gap	Nr	Lap Time	Gap
Lap 1			76	2:05.189	2.567	9	2:06.417	8.492	79	2:08.185	24.434	27	2:05.551	6.577
14	2:07.895		5	2:06.221	2.584	96	2:06.357	8.526	Lap 5			46	2:04.842	6.609
91	2:07.930	0.035	25	2:07.275	2.952	33	2:06.457	8.621	14	2:04.203		25	2:05.112	6.753
95	2:08.393	0.498	46	2:05.953	3.255	48	2:06.291	8.718	30	2:04.107	0.179	12	2:04.911	6.807
7	2:08.459	0.564	26	2:05.349	3.257	10	2:05.864	8.884	95	2:04.158	0.357	58	2:04.825	6.913
31	2:08.519	0.624	12	2:05.046	3.322	16	2:06.397	8.973	91	2:04.100	0.388	26	2:06.177	9.291
30	2:08.700	0.805	58	2:05.443	3.369	22	2:06.726	9.110	31	2:04.571	0.977	61	2:05.486	9.564
25	2:08.867	0.972	35	2:06.011	3.446	94	2:05.825	9.751	43	2:04.620	0.971	89	2:05.940	10.066
43	2:08.979	1.084	89	2:05.556	4.165	21	2:08.899	13.709	31	2:04.571	0.977	6	2:05.696	10.155
27	2:09.249	1.354	6	2:05.279	4.700	45	2:08.873	13.981	28	2:04.359	1.431	35	2:06.038	10.285
54	2:09.287	1.392	18	2:05.936	4.732	23	2:09.631	14.288	7	2:04.662	1.640	10	2:06.312	14.226
5	2:09.553	1.658	61	2:05.707	4.918	17	2:08.113	14.449	54	2:03.944	2.001	96	2:06.320	14.302
28	2:09.641	1.746	70	2:06.374	6.232	3	2:06.927	15.998	27	2:05.131	5.407	33	2:06.057	14.696
50	2:10.414	2.519	9	2:06.086	6.504	80	2:08.533	19.986	50	2:05.103	5.609	48	2:05.543	14.827
46	2:10.492	2.597	33	2:06.266	6.593	19	2:09.440	20.119	5	2:05.032	5.652	16	2:06.219	14.958
76	2:10.568	2.673	96	2:06.174	6.598	79	2:07.523	20.634	76	2:05.312	5.764	22	2:05.677	15.300
35	2:10.625	2.730	22	2:06.142	6.813	Lap 4			9	2:09.747	18.221			
26	2:11.098	3.203	48	2:06.142	6.856	14	2:04.385		46	2:04.837	6.148	18	2:07.137	18.303
58	2:11.116	3.221	16	2:06.177	7.005	30	2:04.279	0.275	12	2:05.002	6.277	94	2:09.924	18.478
12	2:11.466	3.571	10	2:05.600	7.449	95	2:04.227	0.402	58	2:05.098	6.469	3	2:07.349	24.013
89	2:11.799	3.904	64	2:06.949	8.307	91	2:04.397	0.491	26	2:06.303	7.495	17	2:07.545	24.134
18	2:11.986	4.091	94	2:06.856	8.355	43	2:04.281	0.554	61	2:05.575	8.459	21	2:07.838	24.368
61	2:12.401	4.506	42	2:06.684	8.859	31	2:04.244	0.609	89	2:05.704	8.507	70	2:02.543	28.697
6	2:12.611	4.716	23	2:07.395	9.086	7	2:04.079	1.181	35	2:05.267	8.628	79	2:08.011	31.723
70	2:13.048	5.153	21	2:07.069	9.239	28	2:04.131	1.275	6	2:05.603	8.840	80	2:08.386	32.950
33	2:13.517	5.622	45	2:06.794	9.537	54	2:04.789	2.260	10	2:06.011	12.295	19	2:09.094	33.412
9	2:13.608	5.713	17	2:07.503	10.765	27	2:05.111	4.479	96	2:05.946	12.363	45	2:23.348	39.498
96	2:13.614	5.719	3	2:07.434	13.500	76	2:05.159	4.655	70	2:05.825	12.535	23	2:17.656	42.564
22	2:13.861	5.966	19	2:08.286	15.108	50	2:05.140	4.709	9	2:05.954	12.855	Lap 7		
48	2:13.904	6.009	80	2:13.242	15.882	5	2:05.140	4.823	94	2:05.520	12.935	91	2:05.203	
16	2:14.018	6.123	79	2:07.942	17.540	25	2:05.170	5.190	33	2:06.065	13.020	43	2:04.617	0.056
64	2:14.548	6.653	Lap 3			26	2:05.537	5.395	16	2:06.109	13.120	95	2:05.107	0.076
94	2:14.689	6.794	14	2:04.429		12	2:05.221	5.478	48	2:06.102	13.665	31	2:04.647	0.175
23	2:14.881	6.986	30	2:04.518	0.381	46	2:05.589	5.514	22	2:06.276	14.004	30	2:05.453	0.198
10	2:15.039	7.144	91	2:04.750	0.479	58	2:05.179	5.574	18	2:13.866	15.547	28	2:04.455	0.451
21	2:15.360	7.465	95	2:04.644	0.560	18	2:05.200	5.884	45	2:07.745	20.531	7	2:04.390	0.493
42	2:15.365	7.470	43	2:04.376	0.658	89	2:05.557	7.006	21	2:08.060	20.911	54	2:03.909	0.533
80	2:15.830	7.935	31	2:04.768	0.750	61	2:05.546	7.087	17	2:07.105	20.970	5	2:04.705	5.208
45	2:15.933	8.038	7	2:05.317	1.487	6	2:05.855	7.440	3	2:06.227	21.045	50	2:04.845	5.719
17	2:16.452	8.557	28	2:04.389	1.529	35	2:06.218	7.564	79	2:07.862	28.093	46	2:04.383	5.737
3	2:19.256	11.361	54	2:04.790	1.856	10	2:05.988	10.487	19	2:08.794	28.699	27	2:05.396	6.718
19	2:20.012	12.117	27	2:05.678	3.753	96	2:06.479	10.620	80	2:08.796	28.945	76	2:05.501	6.739
79	2:22.788	14.893	76	2:05.743	3.881	70	2:06.986	10.913	23	2:12.871	29.289	12	2:05.452	7.004
Lap 2			50	2:05.935	3.954	9	2:06.997	11.104	Lap 6			58	2:05.384	7.042
14	2:05.295		5	2:05.913	4.068	33	2:06.922	11.158	30	2:04.202		25	2:05.911	7.409
91	2:05.418	0.158	26	2:05.415	4.243	16	2:06.626	11.214	91	2:04.045	0.052	61	2:06.169	10.478
30	2:04.782	0.292	46	2:05.484	4.310	94	2:06.252	11.618	95	2:04.248	0.224	89	2:05.881	10.692
95	2:05.142	0.345	25	2:05.882	4.405	48	2:07.433	11.766	43	2:04.104	0.694	26	2:06.744	10.780
31	2:05.082	0.411	12	2:05.749	4.642	22	2:07.206	11.931	31	2:04.187	0.783	35	2:05.826	10.856
7	2:05.330	0.599	58	2:05.840	4.780	45	2:07.393	16.989	28	2:04.201	1.251	6	2:05.993	10.893
43	2:04.922	0.711	18	2:04.766	5.069	21	2:07.730	17.054	7	2:04.099	1.358	48	2:05.845	15.417
54	2:05.398	1.495	35	2:06.714	5.731	17	2:08.004	18.068	54	2:04.259	1.879	96	2:06.431	15.478
28	2:05.118	1.569	89	2:06.098	5.834	3	2:07.408	19.021	5	2:04.487	5.758	10	2:06.533	15.504
50	2:05.224	2.448	61	2:05.437	5.926	23	2:10.718	20.621	50	2:04.901	6.129	33	2:06.246	15.687
27	2:06.445	2.504	6	2:05.699	5.970	19	2:08.374	24.108	76	2:05.110	6.493	22	2:05.756	15.801
			70	2:06.509	8.312	80	2:08.751	24.352				16	2:06.491	16.194





EUROPEAN TALENT CUP

FIM CEV REPSOL MOTORLAND ARAGÓN

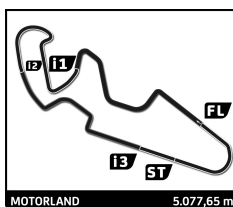
Race 2

Analysis by lap

■ Lapped

Nr	Lap Time	Gap	Nr	Lap Time	Gap	Nr	Lap Time	Gap	Nr	Lap Time	Gap	Nr	Lap Time	Gap
18	2:06.564	19.612	31	2:06.108	0.376	48	2:06.064	16.437	7	2:05.322	0.096			
94	2:06.633	19.856	43	2:06.198	0.398	96	2:06.046	16.536	28	2:05.429	0.122			
9	2:07.413	20.379	7	2:06.052	0.564	16	2:07.088	18.737	43	2:05.304	0.153			
3	2:07.162	25.920	91	2:06.577	0.727	33	2:07.255	18.903	95	2:05.531	0.333			
17	2:07.748	26.627	95	2:06.367	0.768	94	2:07.105	24.318	46	2:04.807	0.461			
21	2:07.615	26.728	54	2:06.278	0.910	22	2:08.381	25.251	54	2:05.487	0.565			
70	2:07.601	31.043	5	2:04.648	2.870	3	2:07.148	29.987	5	2:05.679	0.819			
79	2:08.642	35.110	46	2:05.036	3.847	17	2:08.818	35.544	27	2:04.985	1.076			
80	2:09.122	36.817	50	2:05.002	3.928	21	2:07.768	36.518	50	2:04.932	1.134			
19	2:10.333	38.490	27	2:04.715	4.287	70	2:07.651	43.298	12	2:04.988	3.044			
23	2:10.996	48.305	12	2:05.255	5.225	79	2:09.264	44.146	58	2:04.960	3.231			
45	2:22.760	57.003	76	2:05.243	5.320	80	2:09.729	48.349	76	2:05.195	3.314			
Lap 8			58	2:05.230	5.400	19	2:09.279	48.490	25	2:04.852	3.341			
91	2:06.052		25	2:05.195	5.509	23	2:10.971	1:03.227	89	2:07.260	15.169			
30	2:05.888	0.034	61	2:06.853	11.933	45	2:08.200	1:03.834	61	2:07.089	15.187			
43	2:06.046	0.050	89	2:06.682	11.949	Lap 11			6	2:07.383	15.356			
31	2:05.995	0.118	35	2:06.700	12.100	28	2:05.492		26	2:07.568	15.472			
28	2:05.774	0.173	26	2:06.430	12.151	7	2:05.685	0.081	35	2:07.220	15.530			
95	2:06.227	0.251	6	2:06.897	12.251	30	2:05.490	0.104	96	2:06.039	17.457			
7	2:05.921	0.362	48	2:06.522	16.401	95	2:05.627	0.109	48	2:07.679	18.980			
54	2:06.001	0.482	96	2:06.549	16.518	43	2:05.774	0.156	16	2:07.401	22.940			
5	2:04.916	4.072	33	2:06.587	17.676	91	2:05.344	0.205	33	2:07.571	23.056			
46	2:04.976	4.661	16	2:06.375	17.677	54	2:05.724	0.385	22	2:06.323	26.910			
50	2:05.109	4.776	22	2:12.015	22.898	5	2:05.242	0.447	94	2:06.591	27.244			
27	2:04.756	5.422	94	2:07.076	23.241	46	2:04.167	0.961	3	2:07.211	33.064			
12	2:04.868	5.820	3	2:06.922	28.867	27	2:04.268	1.398	17	2:08.310	42.039			
76	2:05.240	5.927	17	2:08.986	32.754	50	2:04.184	1.509	21	2:08.412	42.093			
58	2:05.030	6.020	21	2:07.838	34.778	12	2:04.751	3.363	79	2:07.210	47.970			
25	2:04.807	6.164	79	2:08.726	40.910	76	2:05.009	3.426	70	2:08.662	48.954			
61	2:06.504	10.930	70	2:10.531	41.675	58	2:04.913	3.578	19	2:10.009	56.915			
89	2:06.477	11.117	80	2:09.697	44.648	25	2:04.741	3.796	80	2:10.072	58.485			
6	2:06.363	11.204	19	2:09.175	45.239	26	2:06.216	13.211	45	2:07.665	1:08.338			
35	2:06.446	11.250	23	2:10.717	58.284	89	2:06.307	13.216	23	2:10.044	1:12.199			
26	2:06.843	11.571	45	2:08.465	1:01.662	6	2:06.220	13.280						
48	2:06.364	15.729	Lap 10			61	2:06.535	13.405						
96	2:06.393	15.819	43	2:05.630		35	2:06.562	13.617						
22	2:06.984	16.733	7	2:05.478	0.014	48	2:05.789	16.608						
33	2:07.304	16.939	95	2:05.360	0.100	96	2:05.807	16.725						
16	2:07.010	17.152	28	2:05.851	0.126	33	2:07.507	20.792						
94	2:08.211	22.015	30	2:06.260	0.232	16	2:07.727	20.846						
18	2:11.582	25.142	54	2:05.397	0.279	22	2:06.261	25.894						
3	2:07.927	27.795	91	2:05.780	0.479	94	2:07.260	25.960						
17	2:09.043	29.618	5	2:03.981	0.823	3	2:06.791	31.160						
21	2:12.114	32.790	46	2:04.593	2.412	21	2:08.088	38.988						
70	2:12.003	36.994	27	2:04.489	2.748	17	2:09.110	39.036						
79	2:08.976	38.034	50	2:05.043	2.943	70	2:07.919	45.599						
80	2:10.036	40.801	76	2:04.743	4.035	79	2:07.539	46.067						
19	2:09.476	41.914	12	2:05.033	4.230	19	2:09.341	52.213						
10	2:37.101	46.553	58	2:04.911	4.283	80	2:10.989	53.720						
23	2:11.164	53.417	25	2:05.192	4.673	45	2:07.764	1:05.980						
45	2:08.096	59.047	31	2:13.766	8.114	23	2:09.853	1:07.462						
Lap 9			61	2:06.583	12.488	Lap 12								
30	2:05.816		89	2:06.606	12.527	30	2:05.203							
28	2:05.980	0.303	26	2:06.490	12.613	91	2:05.112	0.010						
			35	2:06.601	12.673									
			6	2:06.455	12.678									





EUROPEAN TALENT CUP FIM CEV REPSOL MOTORLAND ARAGÓN

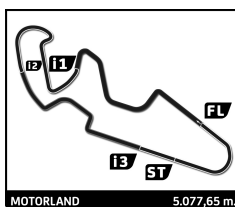
Race 2

Analysis

Personal Best Session Best B Crossing the finish line in pit lane

Lap	Time	Sector 1	Sector 2	Sector 3	Sector 4	Elapsed	Lap	Time	Sector 1	Sector 2	Sector 3	Sector 4	Elapsed
3 Rick Dunnik NED HDRACING HONDA							10	2:05.478	35.230	34.848	32.922	22.478	20:53.787
1	2:19.256	45.837	36.873	33.413	23.133	2:19.256	11	2:05.685	35.353	34.697	32.807	22.828	22:59.472
2	2:07.434	35.866	35.383	33.211	22.974	4:26.690	12	2:05.322	35.226	34.598	32.645	22.853	25:04.794
3	2:06.927	35.661	35.132	33.150	22.984	6:33.617	9 Francisco Gómez Requena SPA LARRESPORT BRADOL HONDA						
4	2:07.408	36.016	35.261	33.173	22.958	8:41.025	1	2:13.608	41.451	36.146	33.204	22.807	2:13.608
5	2:06.227	35.542	34.980	32.968	22.737	10:47.252	2	2:06.086	35.425	35.036	32.835	22.790	4:19.694
6	2:07.349	35.998	35.180	33.275	22.896	12:54.601	3	2:06.417	35.278	35.098	32.967	23.074	6:26.111
7	2:07.162	35.810	35.137	33.040	23.175	15:01.763	4	2:06.997	35.764	35.390	33.131	22.712	8:33.108
8	2:07.927	35.525	35.272	33.983	23.147	17:09.690	5	2:05.954	35.318	35.166	32.748	22.722	10:39.062
9	2:06.922	35.630	35.220	33.079	22.993	19:16.612	6	2:09.747	38.073	35.382	33.130	23.162	12:48.809
10	2:07.148	35.649	35.599	32.906	22.994	21:23.760	7	2:07.413	35.914	35.490	32.988	23.021	14:56.222
11	2:06.791	35.634	35.116	33.055	22.986	23:30.551	10 Eduard Melgar Heredia SPA GRUPO MACHADO -CAME HONDA						
12	2:07.211	35.853	35.209	33.133	23.016	25:37.762	1	2:15.039	43.734	35.689	33.062	22.554	2:15.039
5 Lorenzo Fellon FRA AJO MOTORSPORT HONDA							2	2:05.600	35.530	35.021	32.649	22.400	4:20.639
1	2:09.553	39.290	35.226	32.574	22.463	2:09.553	3	2:05.864	35.422	34.858	32.971	22.613	6:26.503
2	2:06.221	35.528	34.928	33.051	22.714	4:15.774	4	2:05.988	35.470	34.900	32.894	22.724	8:32.491
3	2:05.913	35.827	34.671	32.590	22.825	6:21.687	5	2:06.011	35.271	35.013	32.790	22.937	10:38.502
4	2:05.140	35.659	34.729	32.072	22.680	8:26.827	6	2:06.312	35.416	35.040	32.996	22.860	12:44.814
5	2:05.032	35.745	34.457	32.426	22.404	10:31.859	7	2:06.533	35.319	35.222	33.015	22.977	14:51.347
6	2:04.487	34.961	34.502	32.464	22.560	12:36.346	8	2:37.101 B	35.750	41.715	42.466	37.170	17:28.448
7	2:04.705	34.950	34.660	32.419	22.676	14:41.051	12 Peetu Paavilainen FIN H43 TEAM NOBBY-BLUMAQ HONDA						
8	2:04.916	34.834	34.868	32.353	22.861	16:45.967	1	2:11.466	40.573	35.459	32.825	22.609	2:11.466
9	2:04.648	34.971	34.668	32.319	22.690	18:50.615	2	2:05.046	35.149	34.666	32.662	22.569	4:16.512
10	2:03.981	34.876	34.571	32.279	22.255	20:54.596	3	2:05.749	35.652	34.925	32.558	22.614	6:22.261
11	2:05.242	35.413	34.707	32.925	22.197	22:59.838	4	2:05.221	35.526	34.561	32.547	22.587	8:27.482
12	2:05.679	35.804	34.814	32.596	22.465	25:05.517	5	2:05.002	35.364	34.763	32.563	22.312	10:32.484
6 Dirk Geiger GER INTACT BATTERY POWER-MAS HONDA							6	2:04.911	35.210	34.612	32.732	22.357	12:37.395
1	2:12.611	41.250	35.818	33.095	22.448	2:12.611	7	2:05.452	35.649	34.661	32.662	22.480	14:42.847
2	2:05.279	35.211	34.603	32.838	22.627	4:17.890	8	2:04.868	35.050	34.647	32.659	22.512	16:47.715
3	2:05.699	35.248	34.710	33.215	22.526	6:23.589	9	2:05.255	35.112	34.680	32.588	22.875	18:52.970
4	2:05.855	35.586	34.713	33.005	22.551	8:29.444	10	2:05.033	35.431	34.568	32.595	22.439	20:58.003
5	2:05.603	35.016	34.747	33.300	22.540	10:35.047	11	2:04.751	35.098	34.510	32.648	22.495	23:02.754
6	2:05.696	35.382	34.859	32.911	22.544	12:40.743	12	2:04.988	35.407	34.508	32.521	22.552	25:07.742
7	2:05.993	35.225	35.155	32.761	22.852	14:46.736	14 Carlos Torrecillas Urban SPA EQUIPO PUNTO MOTO HONDA						
8	2:06.363	35.601	34.919	32.993	22.850	16:53.099	1	2:07.895	37.635	34.800	32.515	22.945	2:07.895
9	2:06.897	35.825	34.912	33.065	23.095	18:59.996	2	2:05.295	35.490	34.755	32.068	22.982	4:13.190
10	2:06.455	35.804	35.060	33.018	22.573	21:06.451	3	2:04.429	34.861	34.581	32.123	22.864	6:17.619
11	2:06.220	35.758	34.751	33.110	22.601	23:12.671	4	2:04.385	34.641	34.667	32.102	22.975	8:22.004
12	2:07.383	35.797	35.408	32.996	23.182	25:20.054	5	2:04.203	34.717	34.539	32.023	22.924	10:26.207
7 Daniel Muñoz Fernandez SPA JEREZ ANDALUCIA MOTOR TALEN' HONDA							16 Jamie William Davis GBR KRP HONDA						
1	2:08.459	37.858	34.985	33.033	22.583	2:08.459	1	2:14.018	42.314	35.629	33.364	22.711	2:14.018
2	2:05.330	35.173	34.978	32.797	22.382	4:13.789	2	2:06.177	36.123	34.803	32.761	22.490	4:20.195
3	2:05.317	35.551	34.701	32.563	22.502	6:19.106	3	2:06.397	35.753	34.871	33.133	22.640	6:26.592
4	2:04.079	35.001	34.515	32.371	22.192	8:23.185	4	2:06.626	35.732	34.997	33.134	22.763	8:33.218
5	2:04.662	35.152	34.612	32.581	22.317	10:27.847	5	2:06.109	35.740	35.041	32.907	22.421	10:39.327
6	2:04.099	34.911	34.568	32.269	22.351	12:31.946	6	2:06.219	35.751	34.873	32.830	22.765	12:45.546
7	2:04.390	34.880	34.555	32.507	22.448	14:36.336	7	2:06.491	35.772	34.824	33.144	22.751	14:52.037
8	2:05.921	35.569	34.846	32.771	22.735	16:42.257							
9	2:06.052	35.950	34.868	32.651	22.583	18:48.309							





EUROPEAN TALENT CUP FIM CEV REPSOL MOTORLAND ARAGÓN

Race 2

Analysis

■ Personal Best ■ Session Best B Crossing the finish line in pit lane

Lap	Time	Sector 1	Sector 2	Sector 3	Sector 4	Elapsed	Lap	Time	Sector 1	Sector 2	Sector 3	Sector 4	Elapsed
8	2:07.010	35.582	35.050	33.172	23.206	16:59.047	9	2:07.838	36.032	35.391	33.152	23.263	19:22.523
9	2:06.375	35.416	34.915	32.960	23.084	19:05.422	10	2:07.768	36.014	35.500	33.145	23.109	21:30.291
10	2:07.088	35.565	35.291	33.333	22.899	21:12.510	11	2:08.088	36.101	35.343	33.356	23.288	23:38.379
11	2:07.727	35.868	35.284	33.394	23.181	23:20.237	12	2:08.412	35.901	35.482	33.437	23.592	25:46.791
12	2:07.401	35.937	35.441	33.121	22.902	25:27.638							

17 **Ruben Bijman** NED
ERNST DUBBINK EVENO RACING HONDA

1	2:16.452	43.661	36.156	33.621	23.014	2:16.452
2	2:07.503	35.738	35.461	33.223	23.081	4:23.955
3	2:08.113	36.019	35.717	33.306	23.071	6:32.068
4	2:08.004	35.815	35.507	33.386	23.296	8:40.072
5	2:07.105	35.780	35.334	33.069	22.922	10:47.177
6	2:07.545	36.224	35.320	33.181	22.820	12:54.722
7	2:07.748	35.938	35.669	33.106	23.035	15:02.470
8	2:09.043	36.394	35.676	33.648	23.325	17:11.513
9	2:08.986	36.191	35.850	33.528	23.417	19:20.499
10	2:08.818	36.076	35.890	33.467	23.385	21:29.317
11	2:09.110	36.413	35.842	33.530	23.325	23:38.427
12	2:08.310	36.282	35.373	33.213	23.442	25:46.737

18 **Ángel Heredia Martínez** SPA
TEAM STRATOS -EMA COMPETICION HONDA

1	2:11.986	40.974	35.884	32.568	22.560	2:11.986
2	2:05.936	35.142	34.851	33.551	22.392	4:17.922
3	2:04.766	34.998	34.676	32.695	22.397	6:22.688
4	2:05.200	35.602	34.771	32.645	22.182	8:27.888
5	2:13.866	35.371	35.060	40.716	22.719	10:41.754
6	2:07.137	35.638	35.180	33.551	22.768	12:48.891
7	2:06.564	35.525	35.076	33.056	22.907	14:55.455
8	2:11.582	B 35.585	35.334	33.668	26.995	17:07.037

19 **Andreas Kofler** AUT
KRP HONDA

1	2:20.012	46.382	37.346	33.316	22.968	2:20.012
2	2:08.286	36.363	35.557	33.332	23.034	4:28.298
3	2:09.440	36.275	35.863	33.719	23.583	6:37.738
4	2:08.374	36.176	35.644	33.519	23.035	8:46.112
5	2:08.794	36.338	35.977	33.571	22.908	10:54.906
6	2:09.094	35.976	35.625	34.441	23.052	13:04.000
7	2:10.333	35.972	35.746	35.305	23.310	15:14.333
8	2:09.476	36.682	35.791	33.774	23.229	17:23.809
9	2:09.175	37.026	35.617	33.420	23.112	19:32.984
10	2:09.279	35.989	36.203	34.115	22.972	21:42.263
11	2:09.341	36.462	35.878	33.768	23.233	23:51.604
12	2:10.009	36.415	36.116	34.029	23.449	26:01.613

21 **Vincent Falcone** FRA
TFC RACING HONDA

1	2:15.360	42.817	36.092	33.459	22.992	2:15.360
2	2:07.069	35.825	35.431	33.152	22.661	4:22.429
3	2:08.899	36.494	35.879	33.281	23.245	6:31.328
4	2:07.730	35.926	35.346	33.370	23.088	8:39.058
5	2:08.060	36.205	35.444	33.161	23.250	10:47.118
6	2:07.838	35.934	35.796	33.314	22.794	12:54.956
7	2:07.615	35.914	35.275	33.156	23.270	15:02.571
8	2:12.114	36.015	39.007	33.706	23.386	17:14.685

22 **Clément Rougé** FRA
CIP JUNIOR TEAM HONDA

1	2:13.861	41.143	36.261	33.504	22.953	2:13.861
2	2:06.142	35.681	34.828	32.906	22.727	4:20.003
3	2:06.726	35.431	34.905	33.571	22.819	6:26.729
4	2:07.206	36.198	35.286	33.021	22.701	8:33.935
5	2:06.276	35.471	34.831	33.259	22.715	10:40.211
6	2:05.677	35.268	34.823	32.956	22.630	12:45.888
7	2:05.756	35.195	34.816	33.034	22.711	14:51.644
8	2:06.984	35.728	35.170	32.963	23.123	16:58.628
9	2:12.015	35.290	40.532	32.995	23.198	19:10.643
10	2:08.381	35.432	36.749	33.190	23.010	21:19.024
11	2:06.261	35.383	35.053	32.854	22.971	23:25.285
12	2:06.323	35.344	35.066	32.928	22.985	25:31.608

23 **Alex Millán Gómez** SPA
ARO RACING HONDA

1	2:14.881	42.610	35.888	33.566	22.817	2:14.881
2	2:07.395	35.910	35.531	33.105	22.849	4:22.276
3	2:09.631	36.335	36.117	33.751	23.428	6:31.907
4	2:10.718	37.663	36.110	33.554	23.391	8:42.625
5	2:12.871	39.057	36.859	33.686	23.269	10:55.496
6	2:17.656	36.434	35.923	33.710	31.589	13:13.152
7	2:10.996	37.187	36.247	33.980	23.582	15:24.148
8	2:11.164	36.992	36.386	34.068	23.718	17:35.312
9	2:10.717	36.749	36.365	34.013	23.590	19:46.029
10	2:10.971	37.066	36.300	33.883	23.722	21:57.000
11	2:09.853	36.948	35.841	33.602	23.462	24:06.853
12	2:10.044	36.577	36.017	33.859	23.591	26:16.897

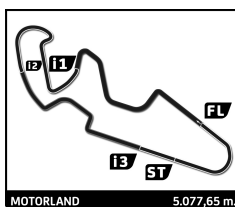
25 **Luis Miguel Verdugo De La Torre** SPA
DANI RIVAS TALENT TEAM HONDA

1	2:08.867	38.744	34.910	32.778	22.435	2:08.867
2	2:07.275	35.510	34.741	34.020	23.004	4:16.142
3	2:05.882	35.976	34.861	32.421	22.624	6:22.024
4	2:05.170	35.556	34.668	32.363	22.583	8:27.194
5	2:05.035	35.475	34.692	32.565	22.303	10:32.229
6	2:05.112	35.329	34.687	32.601	22.495	12:37.341
7	2:05.911	35.758	34.838	32.790	22.525	14:43.252
8	2:04.807	35.077	34.728	32.553	22.449	16:48.059
9	2:05.195	35.246	34.839	32.528	22.582	18:53.254
10	2:05.192	35.364	34.850	32.454	22.524	20:58.446
11	2:04.741	35.163	34.607	32.512	22.459	23:03.187
12	2:04.852	35.235	34.686	32.395	22.536	25:08.039

26 **Miguel Parra Martínez** SPA
GRUPO MACHADO-CAME HONDA

1	2:11.098	40.455	35.256	32.833	22.554	2:11.098
2	2:05.349	35.218	34.815	32.667	22.649	4:16.447
3	2:05.415	35.447	34.695	32.547	22.726	6:21.862
4	2:05.537	35.285	34.831	32.633	22.788	8:27.399
5	2:06.303	35.756	35.118	32.696	22.733	10:33.702





EUROPEAN TALENT CUP

FIM CEV REPSOL MOTORLAND ARAGÓN

Race 2

Analysis

■ Personal Best ■ Session Best B Crossing the finish line in pit lane

Lap	Time	Sector 1	Sector 2	Sector 3	Sector 4	Elapsed	Lap	Time	Sector 1	Sector 2	Sector 3	Sector 4	Elapsed
6	2:06.177	35.324	35.060	32.926	22.867	12:39.879	3	2:04.768	35.528	34.436	32.598	22.206	6:18.369
7	2:06.744	35.433	35.141	33.089	23.081	14:46.623	4	2:04.244	35.068	34.500	32.473	22.203	8:22.613
8	2:06.843	35.978	34.991	32.986	22.888	16:53.466	5	2:04.571	35.046	34.729	32.388	22.408	10:27.184
9	2:06.430	35.636	34.930	33.062	22.802	18:59.896	6	2:04.187	34.923	34.463	32.405	22.396	12:31.371
10	2:06.490	35.298	35.054	32.940	23.198	21:06.386	7	2:04.647	34.937	34.625	32.512	22.573	14:36.018
11	2:06.216	35.299	34.918	32.864	23.135	23:12.602	8	2:05.995	35.672	34.783	32.771	22.769	16:42.013
12	2:07.568	35.765	35.443	33.038	23.322	25:20.170	9	2:06.108	36.024	34.771	32.673	22.640	18:48.121
							10	2:13.766B	35.550	35.024	32.840	30.352	21:01.887

27 Alejandro Díez Rodríguez SPA						
HONDA IMPALA HONDA						
1	2:09.249	39.010	34.864	32.858	22.517	2:09.249
2	2:06.445	35.560	35.063	33.125	22.697	4:15.694
3	2:05.678	35.730	34.708	32.579	22.661	6:21.372
4	2:05.111	35.096	34.567	32.619	22.829	8:26.483
5	2:05.131	35.283	34.482	32.641	22.725	10:31.614
6	2:05.551	35.042	34.611	33.186	22.712	12:37.165
7	2:05.396	35.202	34.683	32.694	22.817	14:42.561
8	2:04.756	34.896	34.550	32.553	22.757	16:47.317
9	2:04.715	34.988	34.548	32.437	22.742	18:52.032
10	2:04.489	35.007	34.586	32.427	22.469	20:56.521
11	2:04.268	34.877	34.385	32.397	22.609	23:00.789
12	2:04.985	35.182	34.620	32.685	22.498	25:05.774

28 Matteo Bertelle ITA						
SIC 58 SQUADRA CORSE HONDA						
1	2:09.641	39.625	35.020	32.715	22.281	2:09.641
2	2:05.118	35.333	34.763	32.611	22.411	4:14.759
3	2:04.389	35.061	34.508	32.469	22.351	6:19.148
4	2:04.131	34.919	34.437	32.381	22.394	8:23.279
5	2:04.359	34.925	34.608	32.464	22.362	10:27.638
6	2:04.201	34.895	34.548	32.423	22.335	12:31.839
7	2:04.455	34.903	34.442	32.550	22.560	14:36.294
8	2:05.774	35.272	34.780	32.778	22.944	16:42.068
9	2:05.980	35.641	34.760	33.143	22.436	18:48.048
10	2:05.851	35.286	34.852	32.924	22.789	20:53.899
11	2:05.492	35.308	34.687	32.855	22.642	22:59.391
12	2:05.429	35.213	34.664	32.790	22.762	25:04.820

30 David Muñoz Rodríguez SPA						
JEREZ ANDALUCIA MOTOR TALEN' HONDA						
1	2:08.700	38.183	34.871	33.039	22.607	2:08.700
2	2:04.782	35.180	34.768	32.250	22.584	4:13.482
3	2:04.518	35.219	34.319	32.432	22.548	6:18.000
4	2:04.279	34.683	34.502	32.438	22.656	8:22.279
5	2:04.107	35.044	34.379	32.172	22.512	10:26.386
6	2:04.202	34.765	34.429	32.349	22.659	12:30.588
7	2:05.453	35.149	34.862	32.460	22.982	14:36.041
8	2:05.888	35.175	34.878	32.827	23.008	16:41.929
9	2:05.816	36.011	34.556	32.420	22.829	18:47.745
10	2:06.260	35.292	34.943	33.004	23.021	20:54.005
11	2:05.490	35.436	34.572	32.753	22.729	22:59.495
12	2:05.203	35.677	34.386	32.705	22.435	25:04.698

31 Adrián Fernández González SPA						
AJO MOTORSPORT HONDA						
1	2:08.519	38.372	34.786	32.909	22.452	2:08.519
2	2:05.082	35.281	34.840	32.587	22.374	4:13.601

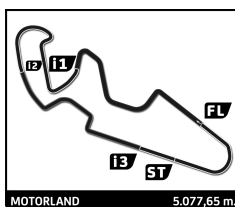
33 Filip Rehacek CZE						
IGAX HONDA						
1	2:13.517	41.581	35.746	33.182	23.008	2:13.517
2	2:06.266	35.916	34.871	32.829	22.650	4:19.783
3	2:06.457	35.477	34.964	33.249	22.767	6:26.240
4	2:06.922	35.385	35.233	33.437	22.867	8:33.162
5	2:06.065	35.416	35.111	32.930	22.608	10:39.227
6	2:06.057	35.490	34.921	32.841	22.805	12:45.284
7	2:06.246	35.636	34.894	33.050	22.666	14:51.530
8	2:07.304	35.763	35.184	33.014	23.343	16:58.834
9	2:06.587	35.299	34.962	32.965	23.361	19:05.421
10	2:07.255	35.733	35.115	33.174	23.233	21:12.676
11	2:07.507	35.686	35.241	33.232	23.348	23:20.183
12	2:07.571	36.104	35.417	33.000	23.050	25:27.754

35 Joshua Bauer GER						
DYNAVOLT INTACT JUNIOR TEAM HONDA						
1	2:10.625	40.091	35.129	32.712	22.693	2:10.625
2	2:06.011	35.519	34.673	32.823	22.996	4:16.636
3	2:06.714	35.715	35.273	32.952	22.774	6:23.350
4	2:06.218	35.503	34.954	33.065	22.696	8:29.568
5	2:05.267	35.029	34.929	32.687	22.622	10:34.835
6	2:06.038	35.188	35.064	32.997	22.789	12:40.873
7	2:05.826	35.209	34.763	32.914	22.940	14:46.699
8	2:06.446	35.473	35.043	32.870	23.060	16:53.145
9	2:06.700	35.661	34.966	33.098	22.975	18:59.845
10	2:06.601	35.750	35.150	32.842	22.859	21:06.446
11	2:06.562	35.857	34.918	32.695	23.092	23:13.008
12	2:07.220	35.986	35.104	33.129	23.001	25:20.228

42 Soma Görbe HUN						
SPORT&,EVENTS MANAGEMEI HONDA						
1	2:15.365	42.874	35.928	33.732	22.831	2:15.365
2	2:06.684	35.647	35.392	33.187	22.458	4:22.049

43 Xavier Artigas López SPA						
HONDA IMPALA HONDA						
1	2:08.979	38.565	34.990	33.100	22.324	2:08.979
2	2:04.922	35.164	34.702	32.774	22.282	4:13.901
3	2:04.376	35.097	34.405	32.547	22.327	6:18.277
4	2:04.281	34.988	34.390	32.573	22.330	8:22.558
5	2:04.620	35.287	34.744	32.283	22.306	10:27.178
6	2:04.104	35.067	34.507	32.348	22.182	12:31.282
7	2:04.617	34.761	34.704	32.579	22.573	14:35.899
8	2:06.046	35.432	34.763	32.773	23.078	16:41.945
9	2:06.198	36.151	35.127	32.598	22.322	18:48.143
10	2:05.630	35.275	34.837	32.954	22.564	20:53.773
11	2:05.774	35.877	34.690	32.648	22.559	22:59.547





EUROPEAN TALENT CUP FIM CEV REPSOL MOTORLAND ARAGÓN

Race 2

Analysis

■ Personal Best ■ Session Best B Crossing the finish line in pit lane

Lap	Time	Sector 1	Sector 2	Sector 3	Sector 4	Elapsed
12	2:05.304	35.742	34.415	32.729	22.418	25:04.851

45 Luca De Vleeschauer BEL
WEST RACING HONDA

1	2:15.933	44.362	35.719	33.268	22.584	2:15.933
2	2:06.794	35.618	35.244	33.320	22.612	4:22.727
3	2:08.873	36.022	36.094	33.428	23.329	6:31.600
4	2:07.393	35.794	35.472	33.246	22.881	8:38.993
5	2:07.745	36.179	35.419	33.174	22.973	10:46.738
6	2:23.348B	38.762	35.913	35.124	33.549	13:10.086
7	2:22.760	50.508	35.541	33.296	23.415	15:32.846
8	2:08.096	35.934	35.498	33.269	23.395	17:40.942
9	2:08.465	35.769	35.626	33.728	23.342	19:49.407
10	2:08.200	35.823	35.441	33.760	23.176	21:57.607
11	2:07.764	35.900	35.302	33.172	23.390	24:05.371
12	2:07.665	35.740	35.310	33.344	23.271	26:13.036

46 David Salvador Gómez SPA
CUNA DE CAMPEONES HONDA

1	2:10.492	39.340	35.372	32.962	22.818	2:10.492
2	2:05.953	34.938	34.814	33.035	23.166	4:16.445
3	2:05.484	35.575	34.667	32.551	22.691	6:21.929
4	2:05.589	35.936	34.533	32.679	22.441	8:27.518
5	2:04.837	35.250	34.652	32.377	22.558	10:32.355
6	2:04.842	34.999	34.555	32.770	22.518	12:37.197
7	2:04.383	35.027	34.463	32.294	22.599	14:41.580
8	2:04.976	35.032	34.631	32.355	22.958	16:46.556
9	2:05.036	34.879	34.631	32.536	22.990	18:51.592
10	2:04.593	35.105	34.389	32.306	22.793	20:56.185
11	2:04.167	35.002	34.291	32.503	22.371	23:00.352
12	2:04.807	35.047	34.462	32.945	22.353	25:05.159

48 Gabin Planques FRA
LAGLISSE ACADEMY HONDA

1	2:13.904	41.871	35.828	33.378	22.827	2:13.904
2	2:06.142	35.841	34.818	32.848	22.635	4:20.046
3	2:06.291	35.695	34.696	33.380	22.520	6:26.337
4	2:07.433	36.169	35.032	33.428	22.804	8:33.770
5	2:06.102	35.378	34.905	33.345	22.474	10:39.872
6	2:05.543	35.422	34.848	32.905	22.368	12:45.415
7	2:05.845	35.291	34.964	32.898	22.692	14:51.260
8	2:06.364	35.476	34.933	32.880	23.075	16:57.624
9	2:06.522	35.834	34.885	32.799	23.004	19:04.146
10	2:06.064	35.426	34.964	32.829	22.845	21:10.210
11	2:05.789	35.397	34.675	32.851	22.866	23:15.999
12	2:07.679	35.358	34.676	34.853	22.792	25:23.678

50 Ondrej Vostatek CZE
IGAX TEAM HONDA

1	2:10.414	39.691	35.174	32.807	22.742	2:10.414
2	2:05.224	34.849	34.859	32.948	22.568	4:15.638
3	2:05.935	35.623	34.722	32.511	23.079	6:21.573
4	2:05.140	35.276	34.617	32.466	22.781	8:26.713
5	2:05.103	35.563	34.673	32.338	22.529	10:31.816
6	2:04.901	35.108	34.573	32.562	22.658	12:36.717
7	2:04.845	34.885	34.683	32.512	22.765	14:41.562
8	2:05.109	34.881	34.854	32.644	22.730	16:46.671

9	2:05.002	35.005	34.468	32.564	22.965	18:51.673
10	2:05.043	35.189	34.579	32.432	22.843	20:56.716
11	2:04.184	34.893	34.514	32.341	22.436	23:00.900
12	2:04.932	35.148	34.685	32.633	22.466	25:05.832

54 Fermín Aldeguer Mengual SPA
BESTER CAPITAL DUBAI JUNIOR TI HONDA

1	2:09.287	39.150	35.048	32.699	22.390	2:09.287
2	2:05.398	35.323	34.788	32.709	22.578	4:14.685
3	2:04.790	35.206	34.616	32.482	22.486	6:19.475
4	2:04.789	34.916	35.020	32.336	22.517	8:24.264
5	2:03.944	34.845	34.619	32.138	22.342	10:28.208
6	2:04.259	34.686	34.707	32.397	22.469	12:32.467
7	2:03.909	34.783	34.565	32.296	22.265	14:36.376
8	2:06.001	35.660	34.913	32.848	22.580	16:42.377
9	2:06.278	36.144	35.163	32.578	22.393	18:48.655
10	2:05.397	35.397	34.992	32.739	22.269	20:54.052
11	2:05.724	35.797	34.660	32.859	22.408	22:59.776
12	2:05.487	35.694	34.786	32.691	22.316	25:05.263

58 Iñigo Iglesias Bravo SPA
IMC TEAM HONDA

1	2:11.116	40.387	35.427	32.761	22.541	2:11.116
2	2:05.443	35.298	34.958	32.701	22.486	4:16.559
3	2:05.840	35.682	34.935	32.683	22.540	6:22.399
4	2:05.179	35.764	34.552	32.571	22.292	8:27.578
5	2:05.098	35.465	34.664	32.639	22.330	10:32.676
6	2:04.825	35.201	34.515	32.775	22.334	12:37.501
7	2:05.384	35.386	34.733	32.803	22.462	14:42.885
8	2:05.030	35.123	34.757	32.517	22.633	16:47.915
9	2:05.230	35.220	34.749	32.515	22.746	18:53.145
10	2:04.911	35.085	34.653	32.534	22.639	20:58.056
11	2:04.913	35.125	34.507	32.875	22.406	23:02.969
12	2:04.960	35.294	34.512	32.531	22.623	25:07.929

61 Iker García Abella SPA
REALE AVINTIA BLUMAQ HMA HONDA

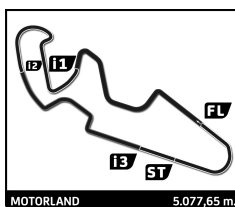
1	2:12.401	40.753	36.139	32.852	22.657	2:12.401
2	2:05.707	35.298	34.823	33.052	22.534	4:18.108
3	2:05.437	35.238	34.577	32.985	22.637	6:23.545
4	2:05.546	35.450	34.808	32.736	22.552	8:29.091
5	2:05.575	35.249	34.735	32.945	22.646	10:34.666
6	2:05.486	35.225	34.853	32.792	22.616	12:40.152
7	2:06.169	35.310	34.995	32.913	22.951	14:46.321
8	2:06.504	35.500	35.004	32.938	23.062	16:52.825
9	2:06.853	35.627	34.925	33.147	23.154	18:59.678
10	2:06.583	35.781	35.006	32.920	22.876	21:06.261
11	2:06.535	35.839	34.714	32.920	23.062	23:12.796
12	2:07.089	35.997	35.193	33.033	22.866	25:19.885

64 Colin Velthuisen NED
NYKOS RACING HONDA

1	2:14.548	41.771	36.142	33.993	22.642	2:14.548
2	2:06.949	35.782	35.220	33.175	22.772	4:21.497

70 Joshua John Whatley GBR
FAU 55 RACING HONDA





EUROPEAN TALENT CUP

FIM CEV REPSOL MOTORLAND ARAGÓN

Race 2

Analysis

■ Personal Best ■ Session Best B Crossing the finish line in pit lane

Lap	Time	Sector 1	Sector 2	Sector 3	Sector 4	Elapsed
1	2:13.048	40.964	35.879	33.165	23.040	2:13.048
2	2:06.374	35.438	35.217	32.910	22.809	4:19.422
3	2:06.509	35.393	35.164	33.168	22.784	6:25.931
4	2:06.986	35.485	35.318	32.975	23.208	8:32.917
5	2:05.825	35.356	34.977	32.723	22.769	10:38.742
6	2:20.543	48.920	35.232	33.422	22.969	12:59.285
7	2:07.601	35.572	35.487	33.372	23.170	15:06.886
8	2:12.003	39.963	35.620	33.229	23.191	17:18.889
9	2:10.531	38.091	35.689	33.544	23.207	19:29.420
10	2:07.651	36.007	35.415	33.055	23.174	21:37.071
11	2:07.919	35.769	35.483	33.308	23.359	23:44.990
12	2:08.662	35.673	35.230	34.736	23.023	25:53.652

76 Julián Giral Romero SPA
 TALENT TEAM ESTRELLA GALICIA HONDA

1	2:10.568	40.109	35.301	32.748	22.410	2:10.568
2	2:05.189	35.363	34.692	32.663	22.471	4:15.757
3	2:05.743	35.399	34.729	32.550	23.065	6:21.500
4	2:05.159	35.271	34.531	32.568	22.789	8:26.659
5	2:05.312	35.523	34.560	32.459	22.770	10:31.971
6	2:05.110	35.232	34.641	32.644	22.593	12:37.081
7	2:05.501	35.457	34.640	32.735	22.669	14:42.582
8	2:05.240	35.162	34.711	32.597	22.770	16:47.822
9	2:05.243	35.169	34.688	32.664	22.722	18:53.065
10	2:04.743	35.033	34.577	32.432	22.701	20:57.808
11	2:05.009	35.112	34.607	32.617	22.673	23:02.817
12	2:05.195	35.206	34.589	32.481	22.919	25:08.012

79 Salvatore Ragusa ITA
 DANI RIVAS TALENT TEAM HONDA

1	2:22.788	47.543	38.627	33.363	23.255	2:22.788
2	2:07.942	36.037	35.504	33.065	23.336	4:30.730
3	2:07.523	35.813	35.348	33.012	23.350	6:38.253
4	2:08.185	35.786	35.721	33.464	23.214	8:46.438
5	2:07.862	35.737	35.804	33.032	23.289	10:54.300
6	2:08.011	35.625	35.656	33.278	23.452	13:02.311
7	2:08.642	35.962	35.629	33.402	23.649	15:10.953
8	2:08.976	36.167	35.517	33.592	23.700	17:19.929
9	2:08.726	36.074	35.874	33.181	23.597	19:28.655
10	2:09.264	36.472	35.948	33.326	23.518	21:37.919
11	2:07.539	35.765	35.381	33.097	23.296	23:45.458
12	2:07.210	35.513	35.119	33.181	23.397	25:52.668

80 Victor Alonso Rodilla SPA
 PERKS HONDA

1	2:15.830	43.287	36.106	33.583	22.854	2:15.830
2	2:13.242	39.103	37.712	33.167	23.260	4:29.072
3	2:08.533	36.189	35.691	33.233	23.420	6:37.605
4	2:08.751	36.132	35.743	33.484	23.392	8:46.356
5	2:08.796	36.405	35.958	33.646	22.787	10:55.152
6	2:08.386	36.071	35.518	33.419	23.378	13:03.538
7	2:09.122	36.231	35.789	33.511	23.591	15:12.660
8	2:10.036	36.485	36.151	33.625	23.775	17:22.696
9	2:09.697	36.568	35.831	33.660	23.638	19:32.393
10	2:09.729	36.374	36.208	33.591	23.556	21:42.122
11	2:10.989	37.170	35.952	34.406	23.461	23:53.111
12	2:10.072	36.732	35.961	33.912	23.467	26:03.183

89 Marcos Uriarte Rodriguez SPA
 MRE TALENT HONDA

1	2:11.799	40.487	35.968	32.723	22.621	2:11.799
2	2:05.556	35.135	34.948	32.767	22.706	4:17.355
3	2:06.098	35.231	34.918	33.264	22.685	6:23.453
4	2:05.557	35.182	35.057	32.627	22.691	8:29.010
5	2:05.704	35.163	34.863	32.852	22.826	10:34.714
6	2:05.940	35.510	34.970	32.911	22.549	12:40.654
7	2:05.881	35.138	34.982	32.899	22.862	14:46.535
8	2:06.477	35.462	35.077	33.031	22.907	16:53.012
9	2:06.682	35.667	35.016	33.048	22.951	18:59.694
10	2:06.606	35.670	35.016	32.916	23.004	21:06.300
11	2:06.307	35.576	34.883	32.887	22.961	23:12.607
12	2:07.260	36.057	35.105	32.946	23.152	25:19.867

91 Víctor Rodríguez Nuñez SPA
 LAGLISSE ACADEMY HONDA

1	2:07.930	37.512	34.874	32.894	22.650	2:07.930
2	2:05.418	35.287	34.914	32.541	22.676	4:13.348
3	2:04.750	35.086	34.552	32.450	22.662	6:18.098
4	2:04.397	34.961	34.493	32.448	22.495	8:22.495
5	2:04.100	35.158	34.142	32.415	22.385	10:26.595
6	2:04.045	34.897	34.484	32.391	22.273	12:30.640
7	2:05.203	34.973	34.846	32.590	22.794	14:35.843
8	2:06.052	35.277	34.909	32.754	23.112	16:41.895
9	2:06.577	36.457	35.037	32.632	22.451	18:48.472
10	2:05.780	35.330	34.802	33.275	22.373	20:54.252
11	2:05.344	35.639	34.751	32.574	22.380	22:59.596
12	2:05.112	35.291	34.501	32.806	22.514	25:04.708

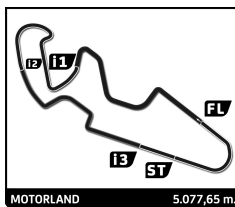
94 Marvin Siebdrath GER
 PRUSTEL BLUMAQ HMA HONDA

1	2:14.689	42.296	36.008	33.670	22.715	2:14.689
2	2:06.856	35.736	35.461	32.962	22.697	4:21.545
3	2:05.825	35.584	34.845	32.706	22.690	6:27.370
4	2:06.252	35.495	34.955	33.154	22.648	8:33.622
5	2:05.520	35.252	34.882	33.002	22.384	10:39.142
6	2:09.924	38.797	35.149	33.077	22.901	12:49.066
7	2:06.633	35.683	35.235	32.882	22.833	14:55.699
8	2:08.211	35.590	35.159	33.985	23.477	17:03.910
9	2:07.076	35.832	35.191	32.885	23.168	19:10.986
10	2:07.105	35.387	35.484	32.904	23.330	21:18.091
11	2:07.260	35.877	35.140	32.834	23.409	23:25.351
12	2:06.591	35.498	35.014	33.019	23.060	25:31.942

95 José Antonio Rueda Ruiz SPA
 TALENT TEAM ESTRELLA GALICIA HONDA

1	2:08.393	38.028	34.895	32.799	22.671	2:08.393
2	2:05.142	35.119	34.710	32.649	22.664	4:13.535
3	2:04.644	35.319	34.412	32.477	22.436	6:18.179
4	2:04.227	34.699	34.458	32.508	22.562	8:22.406
5	2:04.158	34.819	34.407	32.432	22.500	10:26.564
6	2:04.248	34.756	34.427	32.470	22.595	12:30.812
7	2:05.107	35.086	34.784	32.482	22.755	14:35.919
8	2:06.227	35.930	34.699	32.838	22.760	16:42.146
9	2:06.367	36.285	35.074	32.576	22.432	18:48.513





EUROPEAN TALENT CUP

FIM CEV REPSOL MOTORLAND ARAGÓN

Race 2

Analysis

■ Personal Best ■ Session Best B Crossing the finish line in pit lane

Lap	Time	Sector 1	Sector 2	Sector 3	Sector 4	Elapsed	Lap	Time	Sector 1	Sector 2	Sector 3	Sector 4	Elapsed
10	2:05.360	35.397	34.712	32.897	22.354	20:53.873							
11	2:05.627	35.641	34.627	32.911	22.448	22:59.500							
12	2:05.531	35.467	34.530	33.242	22.292	25:05.031							

96 Daniel Holgado Miralles		SPA					
TALENT TEAM ESTRELLA GALICIA		HONDA					
1	2:13.614	42.311	35.584	33.104	22.615	2:13.614	
2	2:06.174	35.589	34.908	32.811	22.866	4:19.788	
3	2:06.357	35.297	35.014	33.238	22.808	6:26.145	
4	2:06.479	35.569	35.152	33.103	22.655	8:32.624	
5	2:05.946	35.233	35.064	32.834	22.815	10:38.570	
6	2:06.320	35.471	35.151	32.938	22.760	12:44.890	
7	2:06.431	35.354	35.276	32.917	22.884	14:51.321	
8	2:06.393	35.552	35.060	32.778	23.003	16:57.714	
9	2:06.549	35.603	35.062	32.946	22.938	19:04.263	
10	2:06.046	35.429	34.984	32.802	22.831	21:10.309	
11	2:05.807	35.468	34.929	32.609	22.801	23:16.116	
12	2:06.039	35.381	34.860	32.728	23.070	25:22.155	

