

EUROPEAN TALENT CUP

FIM CEV REPSOL MOTORLAND ARAGÓN

Race 1 ((14 laps, 71,1 km.))

Classification

Rider	Nat	Team	Bike	Tyres	Cl.	Laps	Total Time	Gap	Kph	Best Lap	
										Lap	Time Kph
1	95	José Antonio Rueda Ruiz	SPA TALENT TEAM ESTRELLA GALICIA 0,0	HONDA	DUNLOP	14	29:12.975	-	146.0	14	2:04.311 147.0
2	43	Xavier Artigas López	SPA HONDA IMPALA	HONDA	DUNLOP	14	29:12.989	+0.014	146.0	14	2:04.387 146.9
3	46	David Salvador Gómez	SPA CUNA DE CAMPEONES	HONDA	DUNLOP	14	29:13.142	+0.167	146.0	14	2:04.090 147.3
4	91	Victor Rodríguez Nuñez	SPA LAGLISSE ACADEMY	HONDA	DUNLOP	14	29:13.215	+0.240	145.9	13	2:04.180 147.2
5	14	Carlos Torrecillas Urban	SPA EQUIPO PUNTO MOTO	HONDA	DUNLOP	14	29:13.232	+0.257	145.9	8	2:04.441 146.9
6	31	Adrián Fernández González	SPA AJO MOTORSPORT	HONDA	DUNLOP	14	29:13.516	+0.541	145.9	14	2:04.519 146.8
7	7	Daniel Muñoz Fernandez	SPA JEREZ ANDALUCIA MOTOR TALENT	HONDA	DUNLOP	14	29:14.222	+1.247	145.9	4	2:04.675 146.6
8	30	David Muñoz Rodríguez	SPA JEREZ ANDALUCIA MOTOR TALENT	HONDA	DUNLOP	14	29:14.261	+1.286	145.9	4	2:04.640 146.6
9	50	Ondrej Vostatek	CZE IGAX TEAM	HONDA	DUNLOP	14	29:15.291	+2.316	145.8	10	2:04.541 146.8
10	76	Julián Giral Romero	SPA TALENT TEAM ESTRELLA GALICIA 0,0	HONDA	DUNLOP	14	29:15.403	+2.428	145.8	13	2:04.598 146.7
11	5	Lorenzo Fellon	FRA AJO MOTORSPORT	HONDA	DUNLOP	14	29:15.701	+2.726	145.7	2	2:04.572 146.7
12	27	Alejandro Díez Rodríguez	SPA HONDA IMPALA	HONDA	DUNLOP	14	29:16.873	+3.898	145.6	14	2:04.459 146.9
13	26	Miguel Parra Martínez	SPA GRUPO MACHADO-CAME	HONDA	DUNLOP	14	29:19.288	+6.313	145.4	6	2:04.271 147.1
14	18	Ángel Heredia Martínez	SPA TEAM STRATOS-EMA COMPETICION	HONDA	DUNLOP	14	29:19.687	+6.712	145.4	12	2:04.402 146.9
15	58	Iñigo Iglesias Bravo	SPA IMC TEAM	HONDA	DUNLOP	14	29:19.715	+6.740	145.4	8	2:04.782 146.5
16	89	Marcos Uriarte Rodríguez	SPA MRE TALENT	HONDA	DUNLOP	14	29:20.285	+7.310	145.4	6	2:04.659 146.6
17	28	Matteo Bertelle	ITA SIC 58 SQUADRA CORSE	HONDA	DUNLOP	14	29:22.378	+9.403	145.2	4	2:04.453 146.9
18	61	Iker García Abella	SPA REALE AVINTIA BLUMAQ HMA	HONDA	DUNLOP	14	29:22.527	+9.552	145.2	12	2:04.601 146.7
19	6	Dirk Geiger	GER INTACT BATTERY POWER-MAS	HONDA	DUNLOP	14	29:22.739	+9.764	145.2	2	2:04.747 146.5
20	22	Clément Rougé	FRA CIP JUNIOR TEAM	HONDA	DUNLOP	14	29:22.915	+9.940	145.1	12	2:04.996 146.2
21	9	Francisco Gómez Requena	SPA LARRESPORT BRADOL	HONDA	DUNLOP	14	29:27.080	+14.105	144.8	9	2:05.149 146.0
22	10	Eduard Melgar Heredia	SPA GRUPO MACHADO -CAME	HONDA	DUNLOP	14	29:34.880	+21.905	144.2	11	2:05.323 145.8
23	3	Rick Dunnik	NED HDRACING	HONDA	DUNLOP	14	29:35.209	+22.234	144.1	6	2:05.457 145.7
24	70	Joshua John Whatley	GBR FAU 55 RACING	HONDA	DUNLOP	14	29:35.232	+22.257	144.1	5	2:05.741 145.4
25	96	Daniel Holgado Miralles	SPA TALENT TEAM ESTRELLA GALICIA 0,0	HONDA	DUNLOP	14	29:35.271	+22.296	144.1	3	2:05.142 146.1
26	16	Jamie William Davis	GBR KRP	HONDA	DUNLOP	14	29:35.354	+22.379	144.1	3	2:05.696 145.4
27	48	Gabin Planques	FRA LAGLISSE ACADEMY	HONDA	DUNLOP	14	29:35.656	+22.681	144.1	6	2:05.631 145.5
28	33	Filip Rehacek	CZE IGAX	HONDA	DUNLOP	14	29:35.789	+22.814	144.1	5	2:05.366 145.8
29	94	Marvin Siebdrath	GER PRUSTEL BLUMAQ HMA	HONDA	DUNLOP	14	29:44.637	+31.662	143.4	5	2:05.415 145.7
30	72	Mattia Falzone	ITA SIC 58 SQUADRA CORSE	HONDA	DUNLOP	14	29:44.740	+31.765	143.4	13	2:05.873 145.2
31	21	Vincent Falcone	FRA TFC RACING	HONDA	DUNLOP	14	29:45.109	+32.134	143.3	4	2:06.401 144.6
32	57	Kenny Koskinen	FIN H43 TEAM NOBBY-BLUMAQ	HONDA	DUNLOP	14	29:46.918	+33.943	143.2	4	2:06.311 144.7
33	80	Víctor Alonso Rodilla	SPA PERKS	HONDA	DUNLOP	14	29:50.955	+37.980	142.9	7	2:06.335 144.7
34	79	Salvatore Ragusa	ITA DANI RIVAS TALENT TEAM	HONDA	DUNLOP	14	30:00.669	+47.694	142.1	4	2:06.540 144.4
35	19	Andreas Kofler	AUT KRP	HONDA	DUNLOP	14	30:15.230	+1:02.255	141.0	4	2:08.235 142.5
36	17	Ruben Bijman	NED ERNST DUBBINK EVENO RACING	HONDA	DUNLOP	14	30:15.331	+1:02.356	141.0	2	2:06.401 144.6
37	23	Alex Millán Gómez	SPA ARO RACING	HONDA	DUNLOP	14	30:15.452	+1:02.477	140.9	5	2:07.563 143.3
38	64	Colin Velthuisen	NED NYKOS RACING	HONDA	DUNLOP	13	30:02.085	1 Lap	131.8	9	2:07.006 143.9

Not classified:

12	Peetu Paavilainen	FIN	H43 TEAM NOBBY-BLUMAQ	HONDA	DUNLOP	11	22:59.523			9	2:04.389 146.9
35	Joshua Bauer	GER	DYNAVOLT INTACT JUNIOR TEAM	HONDA	DUNLOP	11	23:15.282			2	2:04.733 146.5
45	Luca De Vleeschauer	BEL	WEST RACING	HONDA	DUNLOP	8	17:13.548			3	2:07.403 143.5
42	Soma Görbe	HUN	SPORT& EVENTS MANAGEMENT ACADEMY	HONDA	DUNLOP	6	12:48.155			2	2:06.035 145.0
25	Luis Miguel Verdugo De La Torre	SPA	DANI RIVAS TALENT TEAM	HONDA	DUNLOP	5	10:30.059			2	2:04.188 147.2
54	Fermin Aldeguer Mengual	SPA	BESTER CAPITAL DUBAI JUNIOR TEAM	HONDA	DUNLOP						

Pole Position

J. Rueda Ruiz 2:03.481 148.0 Kph

Fastest Lap

Lap 14 David Salvador Gómez 2:04.090 147.3 Kph

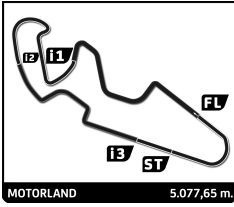
#91 PENALISED WITH 0.3 SECOND ILLEGAL MANOUVRE TURN 1

Published at:

Track Status: **DRY**

Race Director:	Timekeeper:
----------------	-------------





EUROPEAN TALENT CUP

FIM CEV REPSOL MOTORLAND ARAGÓN

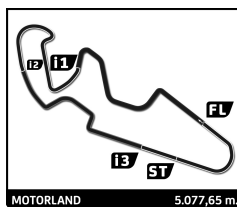
Race 1

Lap Chart

LAP

Nr	Pos	Grid	1	2	3	4	5	6	7	8	9	10	11	12	13	14
95	1	95	95	91	95	91	91	91	91	91	91	91	91	14	14	91
91	2	91	91	95	91	30	95	43	43	95	14	14	14	43	43	95
14	3	14	14	7	43	43	43	95	95	43	43	46	46	31	95	43
7	4	7	31	31	31	95	46	46	31	14	95	28	43	46	91	46
30	5	30	7	43	30	7	30	30	46	46	30	95	28	95	31	14
31	6	31	43	14	7	31	7	7	30	31	28	43	30	91	46	31
5	7	5	30	30	14	46	31	31	14	28	46	30	95	7	7	7
43	8	43	27	25	27	27	27	27	7	30	12	7	12	30	30	30
25	9	25	25	27	46	14	14	76	28	7	7	31	7	28	76	50
28	10	28	5	46	76	76	28	14	76	50	31	12	31	76	50	76
27	11	27	46	5	25	28	76	28	50	12	27	50	50	50	5	5
54	12	54	76	76	5	50	50	50	12	27	50	76	76	5	27	27
46	13	46	50	50	50	25	25	5	27	76	76	5	5	58	58	26
50	14	50	28	28	28	5	5	12	5	5	89	89	89	27	26	18
76	15	76	58	58	12	12	12	89	89	89	5	58	58	89	89	58
35	16	35	89	89	89	89	89	58	58	58	27	27	26	18	89	89
58	17	58	12	12	58	58	58	18	26	26	26	26	26	18	6	28
89	18	89	6	6	18	6	6	35	35	35	35	35	18	61	61	61
22	19	22	35	35	6	35	35	22	18	18	18	18	6	6	22	6
18	20	18	22	18	35	22	18	6	22	6	6	6	61	22	28	22
12	21	12	18	22	22	18	22	26	6	22	22	22	22	9	9	9
33	22	33	9	9	9	9	26	61	61	61	61	61	9	70	10	10
70	23	70	70	26	26	26	61	9	9	9	9	9	35	16	96	3
61	24	61	61	61	61	61	9	70	70	70	70	96	70	10	70	70
64	25	64	26	70	70	96	70	96	33	48	96	70	96	96	16	96
6	26	6	33	33	96	70	96	16	96	96	48	94	16	3	33	16
94	27	94	16	94	33	16	33	94	16	94	94	16	33	33	3	48
3	28	3	94	16	94	33	16	33	48	16	33	33	10	48	48	33
16	29	16	48	96	16	94	94	48	94	3	16	3	3	94	94	94
23	30	23	96	42	48	48	48	3	3	33	3	48	48	80	80	72
48	31	48	42	48	72	3	3	10	10	10	10	10	94	21	21	21
72	32	72	45	72	3	42	42	42	57	80	80	80	21	72	72	57
96	33	96	72	3	42	57	10	57	80	57	57	57	80	57	57	80
9	34	9	3	21	21	21	21	21	21	21	21	21	57	79	79	79
42	35	42	21	57	57	10	57	80	72	72	72	72	72	19	19	19
21	36	21	79	79	17	80	80	17	17	79	79	79	79	17	17	17
10	37	10	57	17	80	17	17	72	79	45	19	19	19	23	23	23
26	38	26	10	80	10	79	79	79	45	19	23	17	17	64	64	
79	39	79	17	10	79	72	72	45	19	23	17	23	23			
45	40	45	80	45	45	45	45	19	23	17	64	64	64			
80	41	80	19	19	19	19	23	23	64	64						
17	42	17	23	23	23	23	19	64								
57	43	57	64	64	64	64										
19	44	19														





EUROPEAN TALENT CUP

FIM CEV REPSOL MOTORLAND ARAGÓN

Race 1

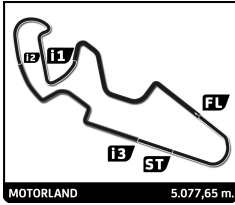
Best Sector Times

SECTOR 1			SECTOR 2		SECTOR 3		SECTOR 4		Pos	Ideal Lap	Best Lap
Pos	Rider	Time	Rider	Time	Rider	Time	Rider	Time			
1	14 C.Torrecillas Urban	34.568	46 D.Salvador Gómez	34.254	14 C.Torrecillas Urban	32.002	31 A.Fernández González	22.072	1	14	2:03.376 2:04.441 (9)
2	46 D.Salvador Gómez	34.596	91 V.Rodríguez Nuñez	34.341	91 V.Rodríguez Nuñez	32.127	27 A.Díez Rodríguez	22.152	2	46	2:03.406 2:04.090 (1)
3	95 J.Rueda Ruiz	34.651	28 M.Bertelle	34.362	7 D.Muñoz Fernandez	32.154	18 Á.Heredia Martínez	22.177	3	27	2:03.526 2:04.459 (11)
4	25 L.Verdugo De La Torre	34.655	43 X.Artigas López	34.367	31 A.Fernández González	32.186	30 D.Muñoz Rodríguez	22.178	4	91	2:03.556 2:04.180 (2)
5	43 X.Artigas López	34.663	27 A.Díez Rodríguez	34.370	46 D.Salvador Gómez	32.235	7 D.Muñoz Fernandez	22.179	5	95	2:03.572 2:04.311 (5)
6	27 A.Díez Rodríguez	34.728	12 P.Paavilainen	34.414	27 A.Díez Rodríguez	32.276	28 M.Bertelle	22.195	6	31	2:03.657 2:04.519 (12)
7	30 D.Muñoz Rodríguez	34.746	95 J.Rueda Ruiz	34.423	30 D.Muñoz Rodríguez	32.289	95 J.Rueda Ruiz	22.200	7	25	2:03.659 2:04.188 (3)
8	50 O.Vostatek	34.762	31 A.Fernández González	34.439	43 X.Artigas López	32.294	12 P.Paavilainen	22.220	8	43	2:03.745 2:04.387 (6)
9	5 L.Fellon	34.794	25 L.Verdugo De La Torre	34.453	95 J.Rueda Ruiz	32.298	5 L.Fellon	22.234	9	30	2:03.751 2:04.640 (17)
10	26 M.Parra Martínez	34.806	76 J.Giral Romero	34.518	26 M.Parra Martínez	32.307	91 V.Rodríguez Nuñez	22.242	10	7	2:03.853 2:04.675 (19)
11	12 P.Paavilainen	34.826	30 D.Muñoz Rodríguez	34.538	25 L.Verdugo De La Torre	32.308	25 L.Verdugo De La Torre	22.243	11	12	2:03.906 2:04.389 (7)
12	91 V.Rodríguez Nuñez	34.846	14 C.Torrecillas Urban	34.539	50 O.Vostatek	32.311	14 C.Torrecillas Urban	22.267	12	28	2:03.914 2:04.453 (10)
13	89 M.Uriarte Rodríguez	34.847	89 M.Uriarte Rodríguez	34.564	18 Á.Heredia Martínez	32.355	89 M.Uriarte Rodríguez	22.271	13	50	2:03.990 2:04.541 (13)
14	22 C.Rougé	34.880	7 D.Muñoz Fernandez	34.572	76 J.Giral Romero	32.391	50 O.Vostatek	22.273	14	18	2:04.051 2:04.402 (8)
15	58 I.Iglesias	34.883	26 M.Parra Martínez	34.577	28 M.Bertelle	32.391	76 J.Giral Romero	22.282	15	89	2:04.121 2:04.659 (18)
16	18 Á.Heredia Martínez	34.940	18 Á.Heredia Martínez	34.579	61 I.García	32.410	10 E.Melgar Heredia	22.311	16	5	2:04.134 2:04.572 (14)
17	61 I.García	34.947	61 I.García	34.597	9 F.Gómez Requena	32.426	6 D.Geiger	22.317	17	76	2:04.143 2:04.598 (15)
18	6 D.Geiger	34.948	58 I.Iglesias	34.640	5 L.Fellon	32.436	46 D.Salvador Gómez	22.321	18	26	2:04.157 2:04.271 (4)
19	7 D.Muñoz Fernandez	34.948	50 O.Vostatek	34.644	89 M.Uriarte Rodríguez	32.439	42 S.Görbe	22.325	19	58	2:04.311 2:04.782 (22)
20	76 J.Giral Romero	34.952	5 L.Fellon	34.670	58 I.Iglesias	32.441	22 C.Rougé	22.333	20	61	2:04.392 2:04.601 (16)
21	31 A.Fernández González	34.960	22 C.Rougé	34.675	12 P.Paavilainen	32.446	35 J.Bauer	22.336	21	22	2:04.427 2:04.996 (23)
22	35 J.Bauer	34.964	96 D.Holgado Miralles	34.680	35 J.Bauer	32.453	58 I.Iglesias	22.347	22	35	2:04.478 2:04.733 (20)
23	28 M.Bertelle	34.966	3 R.Dunnik	34.690	48 G.Planques	32.493	3 R.Dunnik	22.395	23	6	2:04.507 2:04.747 (21)
24	70 J.Whatley	35.051	6 D.Geiger	34.699	96 D.Holgado Miralles	32.497	48 G.Planques	22.404	24	33	2:04.884 2:05.366 (27)
25	33 F.Rehacek	35.053	94 M.Siebdrath	34.709	22 C.Rougé	32.539	16 J.Davis	22.412	25	96	2:04.928 2:05.142 (24)
26	9 F.Gómez Requena	35.103	35 J.Bauer	34.725	6 D.Geiger	32.543	94 M.Siebdrath	22.416	26	10	2:04.932 2:05.323 (26)
27	10 E.Melgar Heredia	35.110	9 F.Gómez Requena	34.789	70 J.Whatley	32.567	33 F.Rehacek	22.418	27	9	2:04.937 2:05.149 (25)
28	96 D.Holgado Miralles	35.161	48 G.Planques	34.789	33 F.Rehacek	32.606	43 X.Artigas López	22.421	28	70	2:05.042 2:05.741 (32)
29	3 R.Dunnik	35.307	33 F.Rehacek	34.807	16 J.Davis	32.644	61 I.García	22.438	29	94	2:05.103 2:05.415 (28)
30	42 S.Görbe	35.309	70 J.Whatley	34.828	94 M.Siebdrath	32.646	72 M.Falzone	22.447	30	3	2:05.128 2:05.457 (29)
31	16 J.Davis	35.331	10 E.Melgar Heredia	34.833	10 E.Melgar Heredia	32.678	26 M.Parra Martínez	22.467	31	48	2:05.153 2:05.631 (30)
32	94 M.Siebdrath	35.332	80 V.Alonso Rodilla	34.904	72 M.Falzone	32.725	80 V.Alonso Rodilla	22.567	32	16	2:05.319 2:05.696 (31)
33	57 K.Koskinen	35.342	16 J.Davis	34.932	3 R.Dunnik	32.736	96 D.Holgado Miralles	22.590	33	72	2:05.483 2:05.873 (33)
34	72 M.Falzone	35.353	72 M.Falzone	34.958	21 V.Falzone	32.773	70 J.Whatley	22.596	34	42	2:05.593 2:06.035 (34)
35	80 V.Alonso Rodilla	35.407	42 S.Görbe	34.999	80 V.Alonso Rodilla	32.796	9 F.Gómez Requena	22.619	35	80	2:05.674 2:06.335 (36)
36	48 G.Planques	35.467	21 V.Falzone	35.018	79 S.Ragusa	32.886	57 K.Koskinen	22.634	36	57	2:05.964 2:06.311 (35)
37	21 V.Falzone	35.493	79 S.Ragusa	35.055	64 C.Velthuisen	32.916	17 R.Bijman	22.702	37	21	2:06.058 2:06.401 (37)
38	17 R.Bijman	35.521	57 K.Koskinen	35.056	57 K.Koskinen	32.932	21 V.Falzone	22.774	38	17	2:06.298 2:06.401 (38)
39	45 L.De Vleeschauer	35.549	17 R.Bijman	35.143	17 R.Bijman	32.932	79 S.Ragusa	22.809	39	79	2:06.408 2:06.540 (39)
40	64 C.Velthuisen	35.593	64 C.Velthuisen	35.220	42 S.Görbe	32.960	23 A.Millán Gómez	22.838	40	64	2:06.798 2:07.006 (40)
41	79 S.Ragusa	35.658	45 L.De Vleeschauer	35.419	23 A.Millán Gómez	33.039	45 L.De Vleeschauer	22.855	41	45	2:06.998 2:07.403 (41)
42	23 A.Millán Gómez	36.006	23 A.Millán Gómez	35.434	19 A.Kofler	33.147	19 A.Kofler	22.962	42	23	2:07.317 2:07.563 (42)
43	19 A.Kofler	36.191	19 A.Kofler	35.527	45 L.De Vleeschauer	33.175	64 C.Velthuisen	23.069	43	19	2:07.827 2:08.235 (43)





MOTORLAND ARAGÓN 2018



EUROPEAN TALENT CUP

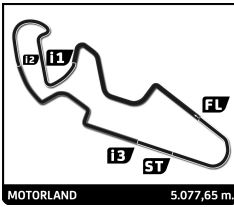
FIM CEV REPSOL MOTORLAND ARAGÓN

Race 1

Best Top Speeds

Rider	Team	Top 1 Kph Lap	Top 2 Kph Lap	Top 3 Kph Lap	Top 4 Kph Lap	Top 5 Kph Lap	Avg
28 Matteo Bertelle	SIC 58 SQUADRA CORSE	225.0 1	221.3 3	221.3 5	220.0 2	219.1 12	221,3
5 Lorenzo Fellon	AJO MOTORSPORT	222.2 3	220.4 2	220.4 8	220.0 10	219.5 11	220,5
7 Daniel Muñoz Fernandez	JEREZ ANDALUCIA MOTOR TALENT	221.8 12	218.6 7	217.3 3	216.0 13	216.0 10	217,9
95 José Antonio Rueda Ruiz	TALENT TEAM ESTRELLA GALICIA 0,0	221.8 12	220.4 11	219.1 10	215.1 9	214.3 1	218,1
48 Gabin Planques	LAGLISSE ACADEMY	221.8 2	219.1 13	218.6 10	216.9 14	216.9 7	218,7
50 Ondrej Vostatek	IGAX TEAM	221.8 12	220.9 4	220.0 3	219.1 10	218.6 5	220,1
31 Adrián Fernández González	AJO MOTORSPORT	221.3 10	217.3 9	216.9 7	216.0 6	215.6 1	217,4
30 David Muñoz Rodríguez	JEREZ ANDALUCIA MOTOR TALENT	220.9 2	220.9 11	220.4 1	220.4 10	220.4 8	220,6
3 Rick Dunnik	HDRACING	220.9 9	219.1 1	219.1 3	218.2 13	217.7 7	219,0
72 Mattia Falzone	SIC 58 SQUADRA CORSE	220.4 2	218.6 3	217.3 13	216.4 12	216.0 4	217,7
12 Peetu Paavilainen	H43 TEAM NOBBY-BLUMAQ	220.4 1	220.4 5	219.5 2	217.7 3	216.9 6	219,0
18 Ángel Heredia Martínez	TEAM STRATOS -EMA COMPETICION	220.4 1	218.6 2	217.3 3	216.4 4	216.0 5	217,7
89 Marcos Uriarte Rodríguez	MRE TALENT	220.0 1	219.5 8	217.3 9	216.4 5	215.6 2	217,8
91 Víctor Rodríguez Nuñez	LAGLISSE ACADEMY	219.5 12	216.0 13	215.1 14	212.6 6	211.4 9	214,9
43 Xavier Artigas López	HONDA IMPALA	219.5 2	218.6 11	216.0 1	214.3 10	213.9 6	216,5
58 Iñigo Iglesias Bravo	IMC TEAM	219.1 9	217.3 1	216.9 3	216.4 2	216.4 4	217,2
27 Alejandro Díez Rodríguez	HONDA IMPALA	219.1 4	218.2 2	217.7 3	217.3 7	217.3 6	217,9
42 Soma Görbe	SPORT&.EVENTS MANAGEMENT ACADEMY	219.1 3	216.0 2	216.0 1	213.0 5	212.6 4	215,3
6 Dirk Geiger	INTACT BATTERY POWER-MAS	219.1 2	217.7 10	217.7 9	217.3 6	216.9 3	217,7
80 Víctor Alonso Rodilla	PERKS	219.1 2	217.7 3	213.4 1	211.8 4	209.7 5	214,3
61 Iker García Abella	REALE AVINTIA BLUMAQ HMA	218.6 1	217.7 3	216.9 10	215.6 9	215.6 4	216,9
76 Julián Giral Romero	TALENT TEAM ESTRELLA GALICIA 0,0	218.6 9	218.2 3	217.7 1	217.7 10	217.3 11	217,9
10 Eduard Melgar Heredia	GRUPO MACHADO -CAME	218.2 11	217.3 12	216.9 10	216.4 1	215.1 2	216,8
14 Carlos Torrecillas Urban	EQUIPO PUNTO MOTO	217.7 3	216.0 7	215.6 4	215.1 5	214.7 6	215,8
25 Luis Miguel Verdugo De La	DANI RIVAS TALENT TEAM	217.7 5	215.1 2	214.7 4	213.4 1	210.9 3	214,4
26 Miguel Parra Martínez	GRUPO MACHADO-CAME	217.3 13	215.6 1	212.6 6	211.4 3	210.5 12	213,5
33 Filip Rehacek	IGAX	217.3 11	215.6 9	214.7 8	213.4 1	212.6 10	214,7
35 Joshua Bauer	DYNAVOLT INTACT JUNIOR TEAM	216.4 2	212.2 9	211.8 4	211.4 6	210.5 8	212,5
22 Clément Rougé	CIP JUNIOR TEAM	216.4 1	215.6 3	215.1 11	214.3 8	213.4 13	215,0
17 Ruben Bijman	ERNST DUBBINK EVENO RACING	216.0 2	214.7 4	213.0 3	211.8 1	209.3 13	213,0
46 David Salvador Gómez	CUNA DE CAMPEONES	216.0 2	213.4 1	212.6 3	212.6 14	212.2 10	213,4
94 Marvin Siebdrath	PRUSTEL BLUMAQ HMA	215.6 3	215.1 9	214.7 4	213.4 1	213.4 6	214,4
70 Joshua John Whatley	FAU 55 RACING	215.6 1	213.4 3	212.6 4	210.1 13	209.7 2	212,3
79 Salvatore Ragusa	DANI RIVAS TALENT TEAM	215.1 1	214.7 2	212.2 3	211.8 4	206.9 7	212,1
16 Jamie William Davis	KRP	215.1 1	214.7 9	213.9 13	213.9 3	213.0 7	214,1
57 Kenny Koskinen	H43 TEAM NOBBY-BLUMAQ	214.7 3	213.9 1	213.9 2	213.4 4	213.0 11	213,8
9 Francisco Gómez Requena	LARRESPORT BRADOL	214.3 1	213.9 9	213.4 8	213.0 4	212.6 6	213,4
21 Vincent Falcone	TFC RACING	214.3 10	213.9 1	212.6 2	212.6 9	212.6 8	213,2
96 Daniel Holgado Miralles	TALENT TEAM ESTRELLA GALICIA 0,0	213.0 1	213.0 3	211.8 2	211.4 11	211.4 10	212,1
23 Alex Millán Gómez	ARO RACING	212.2 13	212.2 12	211.8 10	210.9 14	210.9 7	211,6
45 Luca De Vleeschauwer	WEST RACING	209.7 1	208.1 2	204.5 3	203.0 7	202.6 4	205,6
19 Andreas Kofler	KRP	209.3 1	208.5 12	208.5 2	207.3 11	207.3 3	208,2
64 Colin Velthuizen	NYKOS RACING	208.9 8	204.9 1	204.5 9	203.8 12	203.8 11	205,2
54 Fermín Aldeguez Mengual	BESTER CAPITAL DUBAI JUNIOR TEAM						





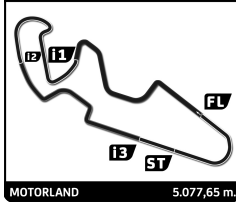
EUROPEAN TALENT CUP

FIM CEV REPSOL MOTORLAND ARAGÓN

Race 1

Leader Sequence

Nr	Rider	Team	Bike	Start	End	Laps	Total Laps
95	José Antonio Rueda Ruiz	TALENT TEAM ESTRELLA GALICIA 0,1	HONDA	1	1	1	1
91	Víctor Rodríguez Nuñez	LAGLISSE ACADEMY	HONDA	2	2	1	1
95	José Antonio Rueda Ruiz	TALENT TEAM ESTRELLA GALICIA 0,1	HONDA	3	3	1	2
91	Víctor Rodríguez Nuñez	LAGLISSE ACADEMY	HONDA	4	11	8	9
14	Carlos Torrecillas Urban	EQUIPO PUNTO MOTO	HONDA	12	13	2	2
91	Víctor Rodríguez Nuñez	LAGLISSE ACADEMY	HONDA	14	14	1	10



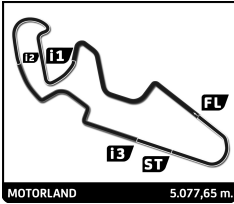
EUROPEAN TALENT CUP

FIM CEV REPSOL MOTORLAND ARAGÓN

Race 1

Fastest Lap Sequence

Practice Time	Rider	Team	Bike	Class	Time	Kph	Lap
4:12.978	91 Víctor Rodríguez Nuñez	LAGLISSE ACADEMY	HONDA		2:05.386	145.8	2
4:13.170	7 Daniel Muñoz Fernandez	JEREZ ANDALUCIA MOTOR TALENT	HONDA		2:05.014	146.2	2
4:13.228	43 Xavier Artigas López	HONDA IMPALA	HONDA		2:04.918	146.3	2
4:13.299	30 David Muñoz Rodríguez	JEREZ ANDALUCIA MOTOR TALENT	HONDA		2:04.859	146.4	2
4:13.648	25 Luis Miguel Verdugo De La Torre	DANI RIVAS TALENT TEAM	HONDA		2:04.188	147.2	2
4:13.988	46 David Salvador Gómez	CUNA DE CAMPEONES	HONDA		2:04.179	147.2	2
29:13.142	46 David Salvador Gómez	CUNA DE CAMPEONES	HONDA		2:04.090	147.3	14



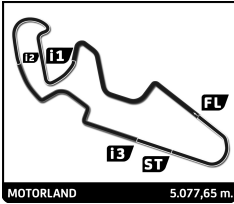
EUROPEAN TALENT CUP FIM CEV REPSOL MOTORLAND ARAGÓN Race 1

Analysis by lap

Lapped

Nr	Lap Time	Gap	Nr	Lap Time	Gap	Nr	Lap Time	Gap	Nr	Lap Time	Gap	Nr	Lap Time	Gap
Lap 1														
95	2:07.517		5	2:04.572	1.343	26	2:04.958	6.356	10	2:06.435	12.943	91	2:04.938	
91	2:07.592	0.075	76	2:04.959	1.843	61	2:04.788	6.426	80	2:06.895	13.261	43	2:04.953	0.092
14	2:07.758	0.241	50	2:04.986	1.879	70	2:05.889	7.548	17	2:07.127	13.408	95	2:05.065	0.144
31	2:07.871	0.354	28	2:05.310	2.376	96	2:05.142	7.642	79	2:06.540	13.828	46	2:04.994	0.222
7	2:08.156	0.639	58	2:05.295	2.757	33	2:06.076	7.811	72	2:12.286	16.389	30	2:05.089	0.378
43	2:08.310	0.793	89	2:05.165	2.816	94	2:05.745	8.110	45	2:07.426	16.740	7	2:04.974	0.478
30	2:08.440	0.923	12	2:05.147	2.983	16	2:05.696	8.135	19	2:08.235	22.505	31	2:04.938	0.549
27	2:09.401	1.884	6	2:04.747	3.151	48	2:06.349	9.189	23	2:07.986	23.401	27	2:05.024	0.893
25	2:09.460	1.943	35	2:04.733	3.270	72	2:06.234	9.305	64	2:07.570	1:56.075	76	2:04.658	1.001
5	2:09.749	2.232	18	2:04.793	3.606	3	2:05.968	9.413				14	2:05.162	1.162
46	2:09.809	2.292	22	2:05.361	3.962	42	2:07.182	9.753	Lap 5			28	2:05.251	1.458
76	2:09.862	2.345	9	2:05.780	5.286	21	2:06.459	10.837	91	2:05.286		50	2:05.110	1.635
50	2:09.871	2.354	26	2:06.247	6.165	57	2:06.486	10.923	95	2:05.187	0.017	5	2:04.939	1.957
28	2:10.044	2.527	61	2:06.725	6.405	17	2:06.560	11.483	43	2:05.272	0.077	12	2:04.875	1.980
58	2:10.440	2.923	70	2:06.779	6.426	80	2:06.548	11.568	46	2:04.877	0.166	89	2:04.659	2.477
89	2:10.629	3.112	33	2:06.402	6.502	10	2:05.733	11.710	30	2:05.430	0.227	58	2:04.811	2.849
12	2:10.814	3.297	94	2:06.480	7.132	79	2:07.655	12.490	7	2:05.530	0.442	18	2:05.373	4.951
6	2:11.382	3.865	16	2:07.076	7.206	45	2:07.403	14.516	31	2:05.353	0.549	35	2:05.676	5.225
35	2:11.515	3.998	96	2:06.110	7.267	19	2:08.344	19.472	27	2:05.426	0.807	22	2:05.576	5.369
22	2:11.579	4.062	42	2:06.035	7.338	23	2:07.708	20.617	14	2:05.169	0.938	6	2:05.951	5.428
18	2:11.791	4.274	48	2:06.534	7.607	64	2:07.535	1:53.707	28	2:04.868	1.145	26	2:04.271	5.496
9	2:12.484	4.967	72	2:06.040	7.838				76	2:05.350	1.281	61	2:05.124	6.916
70	2:12.625	5.108	3	2:06.305	8.212	Lap 4			50	2:04.983	1.463	9	2:05.262	7.249
61	2:12.658	5.141	21	2:06.903	9.145	91	2:05.177		25	2:05.208	1.826	70	2:06.315	10.384
26	2:12.896	5.379	57	2:06.773	9.204	30	2:04.640	0.083	5	2:04.932	1.956	96	2:06.279	10.539
33	2:13.078	5.561	79	2:07.247	9.602	43	2:04.816	0.091	12	2:04.571	2.043	16	2:06.226	10.568
16	2:13.108	5.591	17	2:06.401	9.690	95	2:05.318	0.116	89	2:04.815	2.756	94	2:05.999	10.654
94	2:13.630	6.113	80	2:06.186	9.787	7	2:04.675	0.198	58	2:04.891	2.976	33	2:06.516	10.817
48	2:14.051	6.534	10	2:07.919	10.744	31	2:05.090	0.482	6	2:05.454	4.415	48	2:05.631	11.244
96	2:14.135	6.618	45	2:10.113	11.880	46	2:04.261	0.575	35	2:05.429	4.487	3	2:05.457	11.508
42	2:14.281	6.764	19	2:09.300	15.895	27	2:04.832	0.667	18	2:05.184	4.516	10	2:06.366	14.723
45	2:14.745	7.228	23	2:08.173	17.676	14	2:05.259	1.055	22	2:05.621	4.731	42	2:07.804	14.984
72	2:14.776	7.259	64	2:07.453	1:50.939	76	2:04.652	1.217	26	2:05.070	6.163	57	2:06.381	15.093
3	2:14.885	7.368	Lap 3			28	2:04.453	1.563	61	2:05.629	6.730	21	2:06.894	15.585
21	2:15.220	7.703	95	2:04.630		50	2:04.779	1.766	9	2:05.966	6.925	80	2:06.365	15.807
79	2:15.333	7.816	91	2:04.792	0.025	25	2:05.011	1.904	70	2:05.741	9.007	17	2:07.448	18.217
57	2:15.409	7.892	43	2:04.994	0.477	5	2:05.345	2.310	96	2:06.036	9.198	72	2:06.579	19.137
10	2:15.803	8.286	31	2:05.160	0.594	12	2:05.160	2.758	33	2:05.366	9.239	79	2:07.646	20.152
17	2:16.267	8.750	89	2:05.555	3.227	89	2:05.555	3.227	16	2:05.923	9.280	45	2:07.511	21.969
80	2:16.579	9.062	58	2:05.289	3.371	58	2:05.289	3.371	94	2:05.415	9.593	19	2:09.562	30.374
19	2:19.573	12.056	6	2:05.331	4.247	6	2:05.331	4.247	48	2:05.676	10.551	23	2:09.774	30.514
23	2:22.481	14.964	35	2:05.359	4.344	35	2:05.359	4.344	3	2:05.864	10.989	64	2:07.603	2:00.608
64	3:56.464	1:48.947	22	2:05.329	4.396	22	2:05.329	4.396	42	2:06.146	12.118			
Lap 2														
91	2:05.386		18	2:05.878	4.618	18	2:05.878	4.618	10	2:05.638	13.295	Lap 7		
95	2:05.598	0.137	9	2:05.651	6.245	9	2:05.651	6.245	21	2:06.879	13.629	91	2:05.156	
7	2:05.014	0.192	26	2:05.225	6.379	26	2:05.225	6.379	57	2:06.904	13.650	43	2:05.150	0.086
31	2:05.308	0.201	61	2:05.163	6.387	61	2:05.163	6.387	80	2:06.405	14.380	95	2:05.151	0.139
43	2:04.918	0.250	96	2:06.008	8.448	96	2:06.008	8.448	17	2:07.585	15.707	31	2:04.872	0.265
14	2:05.532	0.312	70	2:06.206	8.552	70	2:06.206	8.552	79	2:08.902	17.444	46	2:05.264	0.330
30	2:04.859	0.321	16	2:05.710	8.643	16	2:05.710	8.643	72	2:06.393	17.496	30	2:05.192	0.414
25	2:04.188	0.670	33	2:06.550	9.159	33	2:06.550	9.159	45	2:07.942	19.396	14	2:04.492	0.498
27	2:04.478	0.901	94	2:06.556	9.464	94	2:06.556	9.464	23	2:07.563	25.678	7	2:05.183	0.505
46	2:04.179	1.010	48	2:06.174	10.161	48	2:06.174	10.161	19	2:08.531	25.750	28	2:04.457	0.759
			3	2:06.200	10.411	3	2:06.200	10.411	64	2:07.154	1:57.943	76	2:05.045	0.890
			42	2:06.707	11.258	42	2:06.707	11.258				50	2:04.728	1.207
			57	2:06.311	12.032	57	2:06.311	12.032	Lap 6			12	2:04.677	1.501
			21	2:06.401	12.036	21	2:06.401	12.036				27	2:05.941	1.678





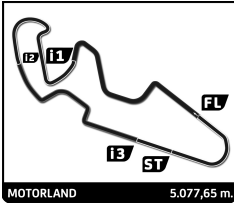
EUROPEAN TALENT CUP FIM CEV REPSOL MOTORLAND ARAGÓN Race 1

Analysis by lap

Lapped

Nr	Lap Time	Gap	Nr	Lap Time	Gap	Nr	Lap Time	Gap	Nr	Lap Time	Gap	Nr	Lap Time	Gap
5	2:05.051	1.852	3	2:06.422	14.205	Lap 10		89	2:05.217	2.137	94	2:06.447	24.500	
89	2:04.699	2.020	33	2:06.889	14.248	91	2:04.995		58	2:05.591	2.934	80	2:07.081	27.545
58	2:04.962	2.655	10	2:06.144	16.926	14	2:05.073	0.110	27	2:04.493	4.607	21	2:07.284	27.744
26	2:05.660	6.000	80	2:06.740	18.863	46	2:04.783	0.304	26	2:04.877	6.073	72	2:06.228	28.610
35	2:06.087	6.156	57	2:07.388	18.962	28	2:04.958	0.336	18	2:04.998	6.591	57	2:08.443	28.967
18	2:06.374	6.169	21	2:06.970	19.152	95	2:05.295	0.522	6	2:05.491	7.194	79	2:09.525	37.622
22	2:06.017	6.230	64	2:31.128	1 Lap	43	2:05.404	0.540	61	2:05.395	7.675	64	2:08.138	1 Lap
6	2:06.142	6.414	72	2:07.323	22.993	30	2:05.242	0.596	22	2:05.764	7.974	19	2:09.004	54.369
61	2:05.650	7.410	79	2:07.678	25.115	7	2:05.045	0.755	9	2:05.628	8.983	17	2:08.616	54.464
9	2:05.733	7.826	45	2:10.860	30.358	31	2:04.990	1.007	35	2:15.164	16.556	23	2:08.561	55.110
70	2:06.412	11.640	19	2:09.282	38.273	12	2:05.557	1.153	70	2:06.483	17.741	Lap 13		
33	2:06.561	12.222	23	2:09.013	38.457	50	2:04.541	1.490	96	2:06.573	17.825	14	2:04.614	
96	2:06.842	12.225	17	2:24.671	40.572	76	2:04.719	1.727	16	2:05.838	17.868	43	2:04.510	0.032
16	2:06.936	12.348	Lap 9			5	2:04.793	2.149	33	2:05.819	17.909	95	2:04.404	0.094
48	2:06.301	12.389	91	2:05.269		89	2:04.982	2.192	10	2:05.323	18.175	91	2:04.180	0.135
94	2:07.081	12.579	14	2:05.225	0.032	58	2:05.065	2.615	3	2:06.025	18.720	31	2:04.846	0.427
3	2:06.294	12.646	43	2:05.331	0.131	27	2:08.625	5.386	48	2:06.350	19.163	46	2:04.872	0.482
10	2:06.078	15.645	95	2:05.437	0.222	26	2:05.187	6.468	94	2:11.296	23.283	7	2:04.784	0.835
57	2:06.500	16.437	30	2:04.912	0.349	35	2:05.316	6.664	21	2:07.301	25.690	30	2:04.722	0.865
80	2:06.335	16.986	28	2:05.095	0.373	18	2:05.296	6.865	80	2:07.467	25.694	76	2:04.598	1.364
21	2:06.616	17.045	46	2:05.500	0.516	6	2:05.223	6.975	57	2:07.466	25.754	50	2:04.652	1.478
72	2:06.552	20.533	12	2:04.389	0.591	22	2:05.041	7.482	72	2:06.561	27.612	5	2:04.679	1.701
17	2:07.703	20.764	7	2:05.131	0.705	61	2:04.816	7.552	79	2:08.133	33.327	27	2:04.516	3.844
79	2:07.304	22.300	31	2:05.973	1.012	9	2:05.365	8.627	64	2:15.250	1 Lap	58	2:06.219	5.346
45	2:07.548	24.361	27	2:05.164	1.756	96	2:06.420	16.524	19	2:09.510	50.595	26	2:04.629	5.436
19	2:08.636	33.854	50	2:05.790	1.944	70	2:06.587	16.530	17	2:09.411	51.078	89	2:05.688	5.486
23	2:08.949	34.307	76	2:05.288	2.003	94	2:06.918	17.259	23	2:09.569	51.779	18	2:04.604	5.753
Lap 8			89	2:05.251	2.205	16	2:06.829	17.302	Lap 12					
91	2:04.863		5	2:05.437	2.351	33	2:06.952	17.362	14	2:05.190		6	2:05.691	8.254
95	2:04.778	0.054	58	2:05.240	2.545	3	2:06.491	17.967	43	2:05.192	0.136	61	2:05.846	8.278
43	2:04.846	0.069	26	2:05.120	6.276	48	2:07.852	18.085	31	2:04.537	0.195	22	2:05.409	8.535
14	2:04.441	0.076	35	2:05.138	6.343	10	2:05.447	18.124	46	2:05.301	0.224	28	2:12.407	9.028
46	2:04.818	0.285	18	2:05.176	6.564	80	2:07.534	23.499	95	2:05.161	0.304	9	2:06.362	11.732
31	2:04.906	0.308	6	2:05.134	6.747	57	2:07.512	23.560	91	2:05.799	0.569	10	2:05.797	20.403
28	2:04.651	0.547	22	2:05.647	7.436	21	2:07.568	23.661	7	2:05.090	0.665	96	2:05.857	20.549
30	2:05.155	0.706	61	2:05.157	7.731	72	2:06.902	26.323	30	2:05.689	0.757	70	2:06.200	20.686
7	2:05.201	0.843	9	2:05.149	8.257	64	2:07.006	1 Lap	28	2:06.243	1.235	16	2:06.385	20.926
50	2:05.079	1.423	70	2:06.902	14.938	79	2:07.292	30.466	50	2:05.431	1.440	33	2:06.106	21.009
12	2:04.833	1.471	96	2:06.510	15.099	19	2:09.568	46.357	76	2:05.265	1.380	3	2:06.218	21.028
27	2:05.046	1.861	48	2:06.760	15.228	17	2:07.666	46.939	5	2:05.168	1.636	48	2:05.878	21.358
76	2:05.957	1.984	94	2:06.673	15.336	23	2:08.935	47.482	58	2:06.037	3.741	94	2:09.142	29.028
5	2:05.194	2.183	33	2:06.426	15.405	Lap 11			80	2:06.635	29.566			
89	2:05.066	2.223	16	2:06.758	15.468	91	2:05.272		21	2:06.505	29.635			
58	2:04.782	2.574	3	2:07.535	16.471	14	2:05.202	0.040	72	2:05.873	29.869			
26	2:05.288	6.425	10	2:06.015	17.672	46	2:05.121	0.153	57	2:06.947	31.300			
35	2:05.181	6.474	80	2:07.366	20.960	43	2:04.906	0.174	79	2:09.499	42.507			
18	2:05.351	6.657	57	2:07.350	21.043	28	2:05.158	0.222	64	2:07.899	1 Lap			
6	2:05.331	6.882	21	2:07.205	21.088	30	2:04.974	0.298	19	2:08.571	58.326			
22	2:05.691	7.058	72	2:06.692	24.416	95	2:05.123	0.373	17	2:08.620	58.470			
61	2:05.296	7.843	79	2:08.323	28.169	12	2:04.916	0.797	23	2:08.154	58.650			
9	2:05.414	8.377	64	2:11.815	1 Lap	7	2:05.322	0.805	Lap 14					
70	2:06.528	13.305	19	2:08.780	41.784	31	2:05.153	0.888	91	2:04.210				
48	2:06.211	13.737	23	2:10.354	43.542	50	2:05.021	1.239	95	2:04.311	0.060			
96	2:06.496	13.858	17	2:08.965	44.268	76	2:04.890	1.345	43	2:04.387	0.074			
94	2:06.216	13.932				5	2:04.821	1.698	46	2:04.090	0.227			
16	2:06.494	13.979							48	2:06.161	20.094			





EUROPEAN TALENT CUP

FIM CEV REPSOL MOTORLAND ARAGÓN

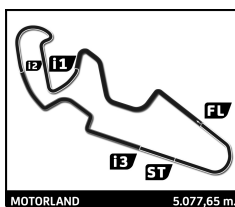
Race 1

Analysis by lap

Lapped

Nr	Lap Time	Gap	Nr	Lap Time	Gap	Nr	Lap Time	Gap	Nr	Lap Time	Gap	Nr	Lap Time	Gap
14	2:04.662	0.317												
31	2:04.519	0.601												
7	2:04.817	1.307												
30	2:04.826	1.346												
50	2:05.243	2.376												
76	2:05.469	2.488												
5	2:05.430	2.786												
27	2:04.459	3.958												
26	2:05.282	6.373												
18	2:05.364	6.772												
58	2:05.799	6.800												
89	2:06.229	7.370												
28	2:04.780	9.463												
61	2:05.679	9.612												
6	2:05.915	9.824												
22	2:05.810	10.000												
9	2:06.778	14.165												
10	2:05.907	21.965												
3	2:05.611	22.294												
70	2:05.976	22.317												
96	2:06.152	22.356												
16	2:05.858	22.439												
48	2:05.728	22.741												
33	2:06.210	22.874												
94	2:07.039	31.722												
72	2:06.301	31.825												
21	2:06.904	32.194												
57	2:07.048	34.003												
80	2:12.819	38.040												
79	2:09.592	47.754												
64	2:07.070	1 Lap												
19	2:08.334	1:02.315												
17	2:08.291	1:02.416												
23	2:08.232	1:02.537												





EUROPEAN TALENT CUP

FIM CEV REPSOL MOTORLAND ARAGÓN

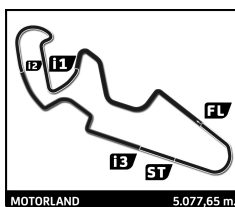
Race 1

Analysis

Personal Best Session Best B Crossing the finish line in pit lane

Lap	Time	Sector 1	Sector 2	Sector 3	Sector 4	Elapsed	Lap	Time	Sector 1	Sector 2	Sector 3	Sector 4	Elapsed
3	Rick Dunnik					NED	4	2:04.675	35.049	34.624	32.516	22.486	8:23.145
	HDRACING					HONDA	5	2:05.530	34.948	35.559	32.602	22.421	10:28.675
1	2:14.885	43.092	35.888	33.416	22.489	2:14.885	6	2:04.974	35.640	34.793	32.204	22.337	12:33.649
2	2:06.305	35.682	35.038	32.930	22.655	4:21.190	7	2:05.183	35.298	34.883	32.522	22.480	14:38.832
3	2:05.968	35.395	35.156	32.916	22.501	6:27.158	8	2:05.201	35.731	34.658	32.382	22.430	16:44.033
4	2:06.200	35.945	34.690	32.901	22.664	8:33.358	9	2:05.131	35.735	34.826	32.277	22.293	18:49.164
5	2:05.864	35.548	34.910	32.812	22.594	10:39.222	10	2:05.045	35.433	34.770	32.663	22.179	20:54.209
6	2:05.457	35.307	34.714	32.882	22.554	12:44.679	11	2:05.322	35.303	35.093	32.498	22.428	22:59.531
7	2:06.294	35.847	34.933	32.885	22.629	14:50.973	12	2:05.090	35.261	34.689	32.917	22.223	25:04.621
8	2:06.422	36.048	34.903	32.968	22.503	16:57.395	13	2:04.784	35.066	34.927	32.422	22.369	27:09.405
9	2:07.535	36.079	34.978	33.073	23.405	19:04.930	14	2:04.817	34.968	34.826	32.650	22.373	29:14.222
10	2:06.491	35.533	34.990	33.254	22.714	21:11.421							
11	2:06.025	35.733	34.800	32.811	22.681	23:17.446							
12	2:05.934	35.441	35.334	32.764	22.395	25:23.380							
13	2:06.218	35.996	35.018	32.789	22.415	27:29.598							
14	2:05.611	35.511	34.888	32.736	22.476	29:35.209							
5	Lorenzo Fellon					FRA	9	Francisco Gómez Requena					SPA
	AJO MOTORSPORT					HONDA		LARRESPORT BRADOL					HONDA
1	2:09.749	38.571	35.385	33.029	22.764	2:09.749	1	2:12.484	41.170	35.652	32.967	22.695	2:12.484
2	2:04.572	35.012	34.711	32.436	22.413	4:14.321	2	2:05.780	35.399	34.914	32.689	22.778	4:18.264
3	2:05.591	35.276	34.925	32.711	22.679	6:19.912	3	2:05.277	35.103	34.789	32.598	22.787	6:23.541
4	2:05.345	35.378	34.945	32.665	22.357	8:25.257	4	2:05.651	35.145	35.090	32.623	22.793	8:29.192
5	2:04.932	34.823	34.750	33.041	22.318	10:30.189	5	2:05.966	35.426	34.942	32.979	22.619	10:35.158
6	2:04.939	35.527	34.670	32.455	22.287	12:35.128	6	2:05.262	35.116	34.877	32.577	22.692	12:40.420
7	2:05.051	34.794	35.198	32.670	22.389	14:40.179	7	2:05.733	35.206	35.105	32.766	22.656	14:46.153
8	2:05.194	35.238	34.877	32.609	22.470	16:45.373	8	2:05.414	35.167	35.000	32.491	22.756	16:51.567
9	2:05.437	35.149	35.334	32.681	22.273	18:50.810	9	2:05.149	35.136	34.910	32.426	22.677	18:56.716
10	2:04.793	35.203	34.830	32.476	22.284	20:55.603	10	2:05.365	35.157	34.957	32.584	22.667	21:02.081
11	2:04.821	35.023	34.837	32.578	22.383	23:00.424	11	2:05.628	35.114	34.952	32.697	22.865	23:07.709
12	2:05.168	35.050	35.315	32.569	22.234	25:05.592	12	2:06.231	35.360	35.089	32.725	23.057	25:13.940
13	2:04.679	35.133	34.778	32.440	22.328	27:10.271	13	2:06.362	35.429	35.185	32.753	22.995	27:20.302
14	2:05.430	35.142	34.937	32.594	22.757	29:15.701	14	2:06.778	35.406	35.447	32.807	23.118	29:27.080
6	Dirk Geiger					GER	10	Eduard Melgar Heredia					SPA
	INTACT BATTERY POWER-MAS					HONDA		GRUPO MACHADO -CAME					HONDA
1	2:11.382	40.405	35.712	32.849	22.416	2:11.382	1	2:15.803	44.162	36.063	33.267	22.311	2:15.803
2	2:04.747	34.948	34.790	32.692	22.317	4:16.129	2	2:07.919	35.480	35.047	34.883	22.509	4:23.722
3	2:05.734	35.256	34.767	33.345	22.366	6:21.863	3	2:05.733	35.363	34.978	32.755	22.637	6:29.455
4	2:05.331	35.356	34.743	32.661	22.571	8:27.194	4	2:06.435	35.911	35.115	32.903	22.506	8:35.890
5	2:05.454	35.261	34.699	32.890	22.604	10:32.648	5	2:05.638	35.110	35.137	32.857	22.534	10:41.528
6	2:05.951	35.558	34.801	32.866	22.726	12:38.599	6	2:06.366	35.402	35.235	33.270	22.459	12:47.894
7	2:06.142	35.657	35.057	32.882	22.546	14:44.741	7	2:06.078	35.375	35.173	32.813	22.717	14:53.972
8	2:05.331	35.346	34.748	32.665	22.572	16:50.072	8	2:06.144	35.298	35.140	32.949	22.757	17:00.116
9	2:05.134	35.360	34.771	32.543	22.460	18:55.206	9	2:06.015	35.317	35.034	32.868	22.796	19:06.131
10	2:05.223	35.153	34.873	32.780	22.417	21:00.429	10	2:05.447	35.133	34.930	32.894	22.490	21:11.578
11	2:05.491	35.280	34.851	32.722	22.638	23:05.920	11	2:05.323	35.241	34.833	32.685	22.564	23:16.901
12	2:05.213	35.109	34.739	32.676	22.689	25:11.133	12	2:06.275	35.705	35.139	32.727	22.704	25:23.176
13	2:05.691	35.459	34.832	32.632	22.768	27:16.824	13	2:05.797	35.288	34.994	32.681	22.834	27:28.973
14	2:05.915	35.217	34.969	32.751	22.978	29:22.739	14	2:05.907	35.363	34.998	32.678	22.868	29:34.880
7	Daniel Muñoz Fernandez					SPA	12	Peetu Paavilainen					FIN
	JEREZ ANDALUCIA MOTOR TALEN'					HONDA		H43 TEAM NOBBY-BLUMAQ					HONDA
1	2:08.156	37.886	34.936	32.604	22.730	2:08.156	1	2:10.814	40.117	35.331	32.872	22.494	2:10.814
2	2:05.014	35.078	34.572	32.641	22.723	4:13.170	2	2:05.147	35.249	34.986	32.594	22.318	4:15.961
3	2:05.300	35.565	35.095	32.154	22.486	6:18.470	3	2:04.584	35.061	34.839	32.446	22.238	6:20.545
							4	2:05.160	35.177	34.768	32.771	22.444	8:25.705
							5	2:04.571	34.826	34.414	33.054	22.277	10:30.276
							6	2:04.875	35.466	34.725	32.464	22.220	12:35.151
							7	2:04.677	34.918	34.814	32.525	22.420	14:39.828
							8	2:04.833	35.170	34.678	32.455	22.530	16:44.661
							9	2:04.389	35.011	34.620	32.491	22.267	18:49.050





EUROPEAN TALENT CUP FIM CEV REPSOL MOTORLAND ARAGÓN

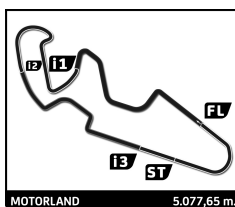
Race 1

Analysis

Personal Best Session Best B Crossing the finish line in pit lane

Lap	Time	Sector 1	Sector 2	Sector 3	Sector 4	Elapsed	Lap	Time	Sector 1	Sector 2	Sector 3	Sector 4	Elapsed	
10	2:05.557	35.646	34.875	32.693	22.343	20:54.607	2	2:04.793	35.092	34.725	32.799	22.177	4:16.584	
11	2:04.916	35.092	34.663	32.720	22.441	22:59.523	3	2:05.103	34.940	34.738	33.124	22.301	6:21.687	
14	Carlos Torrecillas Urban SPA						4	2:05.878	35.930	34.696	32.769	22.483	8:27.565	
	EQUIPO PUNTO MOTO HONDA						5	2:05.184	35.203	34.696	32.863	22.422	10:32.749	
1	2:07.758	37.733	34.931	32.380	22.714	2:07.758	6	2:05.373	35.261	34.774	32.762	22.576	12:38.122	
2	2:05.532	35.671	34.558	32.557	22.746	4:13.290	7	2:06.374	35.635	35.240	32.834	22.665	14:44.496	
3	2:05.453	35.596	34.822	32.423	22.612	6:18.743	8	2:05.351	35.403	34.664	32.567	22.717	16:49.847	
4	2:05.259	35.436	34.976	32.450	22.397	8:24.002	9	2:05.176	35.334	34.747	32.625	22.470	18:55.023	
5	2:05.169	35.045	35.029	32.635	22.460	10:29.171	10	2:05.296	35.157	34.896	32.739	22.504	21:00.319	
6	2:05.162	35.662	34.881	32.352	22.267	12:34.333	11	2:04.998	35.229	34.737	32.566	22.466	23:05.317	
7	2:04.492	35.047	34.752	32.409	22.284	14:38.825	12	2:04.402	35.004	34.664	32.386	22.348	25:09.719	
8	2:04.441	35.169	34.539	32.381	22.352	16:43.266	13	2:04.604	35.240	34.579	32.388	22.397	27:14.323	
9	2:05.225	35.248	34.688	32.505	22.784	18:48.491	14	2:05.364	35.396	34.927	32.355	22.686	29:19.687	
10	2:05.073	35.315	34.872	32.175	22.711	20:53.564	19	Andreas Kofler AUT						HONDA
11	2:05.202	35.049	35.326	32.116	22.711	22:58.766		KRP						
12	2:05.190	35.118	34.749	32.436	22.887	25:03.956	1	2:19.573	43.717	36.581	36.193	23.082	2:19.573	
13	2:04.614	34.852	34.795	32.002	22.965	27:08.570	2	2:09.300	36.450	35.849	33.883	23.118	4:28.873	
14	2:04.662	34.568	34.601	32.549	22.944	29:13.232	3	2:08.344	36.297	35.709	33.305	23.033	6:37.217	
16	Jamie William Davis GBR						4	2:08.235	36.257	35.614	33.184	23.180	8:45.452	
	KRP HONDA						5	2:08.531	36.273	35.781	33.304	23.173	10:53.983	
1	2:13.108	42.031	35.656	33.009	22.412	2:13.108	6	2:09.562	36.795	36.052	33.387	23.328	13:03.545	
2	2:07.076	35.728	35.222	33.381	22.745	4:20.184	7	2:08.636	36.231	35.595	33.538	23.272	15:12.181	
3	2:05.696	35.370	35.109	32.644	22.573	6:25.880	8	2:09.282	36.355	35.835	33.877	23.215	17:21.463	
4	2:05.710	35.331	35.075	32.892	22.412	8:31.590	9	2:08.780	36.408	35.690	33.398	23.284	19:30.243	
5	2:05.923	35.401	35.200	32.771	22.551	10:37.513	10	2:09.568	36.539	36.202	33.525	23.302	21:39.811	
6	2:06.226	35.730	34.959	32.970	22.567	12:43.739	11	2:09.510	37.050	35.610	33.673	23.177	23:49.321	
7	2:06.936	35.888	35.341	32.897	22.810	14:50.675	12	2:09.004	36.624	36.063	33.355	22.962	25:58.325	
8	2:06.494	36.144	35.004	32.804	22.542	16:57.169	13	2:08.571	36.191	35.750	33.491	23.139	28:06.896	
9	2:06.758	35.951	35.194	33.025	22.588	19:03.927	14	2:08.334	36.399	35.527	33.147	23.261	30:15.230	
10	2:06.829	36.319	35.049	32.790	22.671	21:10.756	21	Vincent Falcone FRA						HONDA
11	2:05.838	35.579	34.932	32.705	22.622	23:16.594		TFC RACING						
12	2:06.517	35.801	35.101	32.954	22.661	25:23.111	1	2:15.220	42.748	35.992	33.513	22.967	2:15.220	
13	2:06.385	35.855	35.236	32.754	22.540	27:29.496	2	2:06.903	35.737	35.273	32.960	22.933	4:22.123	
14	2:05.858	35.382	34.974	32.823	22.679	29:35.354	3	2:06.459	35.551	35.219	32.900	22.789	6:28.582	
17	Ruben Bijman NED						4	2:06.401	35.518	35.025	32.992	22.866	8:34.983	
	ERNST DUBBINK EVENO RACING HONDA						5	2:06.879	35.705	35.198	33.017	22.959	10:41.862	
1	2:16.267	43.410	36.718	33.298	22.841	2:16.267	6	2:06.894	35.760	35.064	33.011	23.059	12:48.756	
2	2:06.401	35.521	35.246	32.932	22.702	4:22.668	7	2:06.616	35.493	35.068	33.230	22.825	14:55.372	
3	2:06.560	35.701	35.143	32.998	22.718	6:29.228	8	2:06.970	35.815	35.076	33.046	23.033	17:02.342	
4	2:07.127	35.988	35.241	33.102	22.796	8:36.355	9	2:07.205	35.953	35.386	33.092	22.774	19:09.547	
5	2:07.585	35.997	35.487	33.060	23.041	10:43.940	10	2:07.568	35.986	35.171	33.535	22.876	21:17.115	
6	2:07.448	36.011	35.355	33.082	23.000	12:51.388	11	2:07.301	35.981	35.265	33.034	23.021	23:24.416	
7	2:07.703	35.727	35.639	33.387	22.950	14:59.091	12	2:07.284	35.950	35.029	33.148	23.157	25:31.700	
8	2:24.671	36.006	35.411	49.726	23.528	17:23.762	13	2:06.505	35.621	35.018	32.773	23.093	27:38.205	
9	2:08.965	36.249	35.779	33.573	23.364	19:32.727	14	2:06.904	35.875	35.135	32.870	23.024	29:45.109	
10	2:07.666	35.747	35.402	33.128	23.389	21:40.393	22	Clément Rougé FRA						HONDA
11	2:09.411	36.323	35.649	34.194	23.245	23:49.804		CIP JUNIOR TEAM						
12	2:08.616	36.009	35.987	33.562	23.058	25:58.420	1	2:11.579	40.675	35.588	32.928	22.388	2:11.579	
13	2:08.620	36.306	35.633	33.557	23.124	28:07.040	2	2:05.361	35.097	34.852	32.977	22.435	4:16.940	
14	2:08.291	36.107	35.543	33.304	23.337	30:15.331	3	2:05.074	34.880	34.782	33.079	22.333	6:22.014	
18	Ángel Heredia Martínez SPA						4	2:05.329	35.407	34.826	32.539	22.557	8:27.343	
	TEAM STRATOS -EMA COMPETIC HONDA						5	2:05.621	35.258	34.675	32.997	22.691	10:32.964	
1	2:11.791	40.287	36.021	33.062	22.421	2:11.791	6	2:05.576	35.431	34.684	32.669	22.792	12:38.540	
							7	2:06.017	35.514	35.076	32.944	22.483	14:44.557	





EUROPEAN TALENT CUP

FIM CEV REPSOL MOTORLAND ARAGÓN

Race 1

Analysis

Personal Best Session Best B Crossing the finish line in pit lane

Lap	Time	Sector 1	Sector 2	Sector 3	Sector 4	Elapsed	Lap	Time	Sector 1	Sector 2	Sector 3	Sector 4	Elapsed
8	2:05.691	35.683	34.814	32.607	22.587	16:50.248	6	2:05.024	35.524	34.942	32.406	22.152	12:34.064
9	2:05.647	35.308	35.132	32.612	22.595	18:55.895	7	2:05.941	34.947	36.168	32.499	22.327	14:40.005
10	2:05.041	35.200	34.804	32.571	22.466	21:00.936	8	2:05.046	35.210	35.128	32.276	22.432	16:45.051
11	2:05.764	35.296	34.748	33.034	22.686	23:06.700	9	2:05.164	35.101	35.170	32.550	22.343	18:50.215
12	2:04.996	35.069	34.717	32.613	22.597	25:11.696	10	2:08.625	34.728	34.760	36.540	22.597	20:58.840
13	2:05.409	35.190	34.724	32.615	22.880	27:17.105	11	2:04.493	35.033	34.448	32.493	22.519	23:03.333
14	2:05.810	35.285	34.842	33.016	22.667	29:22.915	12	2:04.565	34.904	34.827	32.465	22.369	25:07.898

23 Alex Millán Gómez SPA
 ARO RACING HONDA

1	2:22.481	43.272	42.321	33.739	23.149	2:22.481
2	2:08.173	36.177	35.529	33.399	23.068	4:30.654
3	2:07.708	36.023	35.434	33.203	23.048	6:38.362
4	2:07.986	36.252	35.543	33.192	22.999	8:46.348
5	2:07.563	36.006	35.586	33.039	22.932	10:53.911
6	2:09.774	37.043	36.029	33.485	23.217	13:03.685
7	2:08.949	36.385	35.682	33.362	23.520	15:12.634
8	2:09.013	36.504	35.763	33.532	23.214	17:21.647
9	2:10.354	36.655	36.457	33.967	23.275	19:32.001
10	2:08.935	36.752	35.657	33.328	23.198	21:40.936
11	2:09.569	36.918	35.762	33.692	23.197	23:50.505
12	2:08.561	36.204	35.940	33.414	23.003	25:59.066
13	2:08.154	36.273	35.610	33.433	22.838	28:07.220
14	2:08.232	36.255	35.600	33.315	23.062	30:15.452

25 Luis Miguel Verdugo De La Torre SPA
 DANI RIVAS TALENT TEAM HONDA

1	2:09.460	38.759	35.265	32.927	22.509	2:09.460
2	2:04.188	34.655	34.453	32.694	22.386	4:13.648
3	2:06.192	35.500	34.771	32.944	22.977	6:19.840
4	2:05.011	35.532	34.928	32.308	22.243	8:24.851
5	2:05.208	34.992	34.783	33.065	22.368	10:30.059

26 Miguel Parra Martínez SPA
 GRUPO MACHADO-CAME HONDA

1	2:12.896	41.813	35.306	33.156	22.621	2:12.896
2	2:06.247	35.608	34.944	32.911	22.784	4:19.143
3	2:04.958	35.003	34.828	32.537	22.590	6:24.101
4	2:05.225	34.998	34.764	32.485	22.978	8:29.326
5	2:05.070	35.086	34.784	32.563	22.637	10:34.396
6	2:04.271	34.844	34.653	32.307	22.467	12:38.667
7	2:05.660	35.251	34.984	32.571	22.854	14:44.327
8	2:05.288	35.140	34.748	32.635	22.765	16:49.615
9	2:05.120	35.110	34.846	32.476	22.688	18:54.735
10	2:05.187	35.042	34.901	32.547	22.697	20:59.922
11	2:04.877	35.026	34.650	32.434	22.767	23:04.799
12	2:04.578	34.913	34.681	32.408	22.576	25:09.377
13	2:04.629	34.806	34.577	32.570	22.676	27:14.006
14	2:05.282	35.162	34.797	32.433	22.890	29:19.288

27 Alejandro Díez Rodríguez SPA
 HONDA IMPALA HONDA

1	2:09.401	38.879	35.258	32.904	22.360	2:09.401
2	2:04.478	34.992	34.613	32.482	22.391	4:13.879
3	2:04.903	35.428	34.668	32.500	22.307	6:18.782
4	2:04.832	35.235	34.772	32.406	22.419	8:23.614
5	2:05.426	35.295	35.096	32.654	22.381	10:29.040

28 Matteo Bertelle ITA
 SIC 58 SQUADRA CORSE HONDA

1	2:10.044	39.144	35.711	32.947	22.242	2:10.044
2	2:05.310	35.862	34.724	32.465	22.259	4:15.354
3	2:04.703	34.985	34.663	32.660	22.395	6:20.057
4	2:04.453	35.015	34.690	32.432	22.316	8:24.510
5	2:04.868	35.080	34.838	32.755	22.195	10:29.378
6	2:05.251	35.186	35.327	32.485	22.253	12:34.629
7	2:04.457	35.004	34.773	32.450	22.230	14:39.086
8	2:04.651	35.477	34.362	32.391	22.421	16:43.737
9	2:05.095	35.383	34.429	32.654	22.629	18:48.832
10	2:04.958	35.123	35.025	32.569	22.241	20:53.790
11	2:05.158	35.156	34.826	32.553	22.623	22:58.948
12	2:06.243	36.098	34.714	33.151	22.280	25:05.191
13	2:12.407	42.593	34.840	32.444	22.530	27:17.598
14	2:04.780	34.966	34.829	32.491	22.494	29:22.378

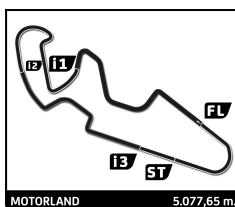
30 David Muñoz Rodríguez SPA
 JEREZ ANDALUCIA MOTOR TALEN' HONDA

1	2:08.440	38.176	35.055	32.517	22.692	2:08.440
2	2:04.859	35.160	34.745	32.523	22.431	4:13.299
3	2:05.091	35.373	34.705	32.340	22.673	6:18.390
4	2:04.640	34.746	34.538	32.771	22.585	8:23.030
5	2:05.430	35.434	34.918	32.547	22.531	10:28.460
6	2:05.089	35.558	34.648	32.351	22.532	12:33.549
7	2:05.192	35.408	34.761	32.541	22.482	14:38.741
8	2:05.155	35.442	35.206	32.329	22.178	16:43.896
9	2:04.912	35.540	34.668	32.343	22.361	18:48.808
10	2:05.242	35.641	34.743	32.626	22.232	20:54.050
11	2:04.974	35.295	34.801	32.598	22.280	22:59.024
12	2:05.689	35.628	34.700	32.834	22.527	25:04.713
13	2:04.722	35.100	34.937	32.289	22.396	27:09.435
14	2:04.826	34.967	34.904	32.474	22.481	29:14.261

31 Adrián Fernández González SPA
 AJO MOTORSPORT HONDA

1	2:07.871	38.065	35.003	32.556	22.247	2:07.871
2	2:05.308	35.134	34.637	32.716	22.821	4:13.179
3	2:05.160	35.083	34.525	32.867	22.685	6:18.339
4	2:05.090	35.408	34.605	32.678	22.399	8:23.429
5	2:05.353	35.351	34.944	32.742	22.316	10:28.782
6	2:04.938	35.551	34.948	32.244	22.195	12:33.720
7	2:04.872	35.214	34.570	32.612	22.476	14:38.592
8	2:04.906	35.333	34.439	32.500	22.634	16:43.498
9	2:05.973	36.141	35.422	32.240	22.170	18:49.471
10	2:04.990	35.347	34.793	32.778	22.072	20:54.461
11	2:05.153	35.153	35.160	32.536	22.304	22:59.614





EUROPEAN TALENT CUP

FIM CEV REPSOL MOTORLAND ARAGÓN

Race 1

Analysis

■ Personal Best ■ Session Best B Crossing the finish line in pit lane

Lap	Time	Sector 1	Sector 2	Sector 3	Sector 4	Elapsed	Lap	Time	Sector 1	Sector 2	Sector 3	Sector 4	Elapsed
12	2:04.537	34.960	34.553	32.747	22.277	25:04.151	12	2:05.192	35.248	34.588	32.810	22.546	25:04.092
13	2:04.846	35.441	34.906	32.186	22.313	27:08.997	13	2:04.510	34.989	34.608	32.294	22.619	27:08.602
14	2:04.519	35.324	34.518	32.280	22.397	29:13.516	14	2:04.387	35.152	34.367	32.307	22.561	29:12.989

33	Filip Rehacek	CZE				
	IGAX	HONDA				
1	2:13.078	41.008	35.962	33.497	22.611	2:13.078
2	2:06.402	35.640	35.186	32.904	22.672	4:19.480
3	2:06.076	35.478	35.082	32.698	22.818	6:25.556
4	2:06.550	35.313	35.292	33.279	22.666	8:32.106
5	2:05.366	35.053	34.890	32.649	22.774	10:37.472
6	2:06.516	35.908	35.442	32.748	22.418	12:43.988
7	2:06.561	35.758	35.066	32.821	22.916	14:50.549
8	2:06.889	36.329	35.163	32.976	22.421	16:57.438
9	2:06.426	35.803	34.807	33.105	22.711	19:03.864
10	2:06.952	36.212	35.326	32.906	22.508	21:10.816
11	2:05.819	35.699	34.941	32.629	22.550	23:16.635
12	2:06.838	35.849	35.227	33.203	22.559	25:23.473
13	2:06.106	35.619	34.977	32.669	22.841	27:29.579
14	2:06.210	35.372	35.488	32.606	22.744	29:35.789

35	Joshua Bauer	GER				
	DYNAVOLT INTACT JUNIOR TEAM	HONDA				
1	2:11.515	39.800	35.252	33.832	22.631	2:11.515
2	2:04.733	34.964	34.877	32.556	22.336	4:16.248
3	2:05.684	35.028	34.846	33.130	22.680	6:21.932
4	2:05.359	35.369	34.789	32.579	22.622	8:27.291
5	2:05.429	35.023	34.839	32.900	22.667	10:32.720
6	2:05.676	35.067	34.996	32.877	22.736	12:38.396
7	2:06.087	35.276	35.242	32.692	22.877	14:44.483
8	2:05.181	35.276	34.725	32.481	22.699	16:49.664
9	2:05.138	35.219	34.829	32.453	22.637	18:54.802
10	2:05.316	35.122	34.959	32.694	22.541	21:00.118
11	2:15.164 B	35.145	34.925	34.779	30.315	23:15.282

42	Soma Görbe	HUN				
	SPORT&,EVENTS MANAGEMEI	HONDA				
1	2:14.281	42.212	35.741	34.003	22.325	2:14.281
2	2:06.035	35.395	35.031	32.960	22.649	4:20.316
3	2:07.182	35.551	35.807	33.287	22.537	6:27.498
4	2:06.707	35.918	35.139	33.092	22.558	8:34.205
5	2:06.146	35.375	34.999	32.970	22.802	10:40.351
6	2:07.804	36.405	35.284	33.254	22.861	12:48.155

43	Xavier Artigas López	SPA				
	HONDA IMPALA	HONDA				
1	2:08.310	38.394	34.919	32.518	22.479	2:08.310
2	2:04.918	35.200	34.534	32.603	22.581	4:13.228
3	2:04.994	35.174	34.600	32.683	22.537	6:18.222
4	2:04.816	34.663	34.606	32.772	22.775	8:23.038
5	2:05.272	35.205	34.859	32.539	22.669	10:28.310
6	2:04.953	35.473	34.532	32.377	22.571	12:33.263
7	2:05.150	35.022	34.735	32.720	22.673	14:38.413
8	2:04.846	35.035	34.549	32.607	22.655	16:43.259
9	2:05.331	35.362	34.683	32.547	22.739	18:48.590
10	2:05.404	35.633	34.806	32.460	22.505	20:53.994
11	2:04.906	35.264	34.748	32.473	22.421	22:58.900

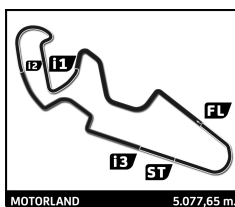
45	Luca De Vleeschauwer	BEL				
	WEST RACING	HONDA				
1	2:14.745	42.559	35.815	33.448	22.923	2:14.745
2	2:10.113	35.942	35.484	35.832	22.855	4:24.858
3	2:07.403	35.560	35.474	33.175	23.194	6:32.261
4	2:07.426	35.581	35.419	33.386	23.040	8:39.687
5	2:07.942	35.671	35.711	33.488	23.072	10:47.629
6	2:07.511	35.797	35.476	33.237	23.001	12:55.140
7	2:07.548	35.676	35.540	33.197	23.135	15:02.688
8	2:10.860 B	35.549	35.458	33.625	26.228	17:13.548

46	David Salvador Gómez	SPA				
	CUNA DE CAMPEONES	HONDA				
1	2:09.809	39.249	34.978	33.071	22.511	2:09.809
2	2:04.179	34.763	34.472	32.623	22.321	4:13.988
3	2:05.273	35.404	34.665	32.789	22.415	6:19.261
4	2:04.261	34.596	34.569	32.591	22.505	8:23.522
5	2:04.877	35.019	34.931	32.415	22.512	10:28.399
6	2:04.994	35.519	34.483	32.594	22.398	12:33.393
7	2:05.264	35.062	34.652	32.850	22.700	14:38.657
8	2:04.818	35.041	34.422	32.706	22.649	16:43.475
9	2:05.500	35.821	34.608	32.235	22.836	18:48.975
10	2:04.783	35.069	34.725	32.309	22.680	20:53.758
11	2:05.121	35.100	34.531	32.666	22.824	22:58.879
12	2:05.301	35.203	34.700	32.725	22.673	25:04.180
13	2:04.872	35.097	34.948	32.446	22.381	27:09.052
14	2:04.090	34.953	34.254	32.368	22.515	29:13.142

48	Gabin Planques	FRA				
	LAGLISSE ACADEMY	HONDA				
1	2:14.051	41.531	36.310	33.511	22.699	2:14.051
2	2:06.534	35.673	35.128	33.019	22.714	4:20.585
3	2:06.349	35.503	35.354	32.820	22.672	6:26.934
4	2:06.174	35.821	34.929	32.714	22.710	8:33.108
5	2:05.676	35.563	34.806	32.672	22.635	10:38.784
6	2:05.631	35.478	34.789	32.826	22.538	12:44.415
7	2:06.301	35.780	35.154	32.742	22.625	14:50.716
8	2:06.211	35.574	34.942	32.860	22.835	16:56.927
9	2:06.760	35.633	35.082	33.286	22.759	19:03.687
10	2:07.852	36.185	35.951	33.071	22.645	21:11.539
11	2:06.350	35.978	34.806	32.973	22.593	23:17.889
12	2:06.161	35.467	35.039	32.989	22.666	25:24.050
13	2:05.878	35.613	34.982	32.727	22.556	27:29.928
14	2:05.728	35.559	35.272	32.493	22.404	29:35.656

50	Ondrej Vostatek	CZE				
	IGAX TEAM	HONDA				
1	2:09.871	39.444	35.102	32.730	22.595	2:09.871
2	2:04.986	35.482	34.740	32.311	22.453	4:14.857
3	2:05.077	35.012	34.777	32.639	22.649	6:19.934
4	2:04.779	35.130	34.768	32.455	22.426	8:24.713
5	2:04.983	34.941	34.892	32.866	22.284	10:29.696
6	2:05.110	35.198	35.079	32.560	22.273	12:34.806





EUROPEAN TALENT CUP

FIM CEV REPSOL MOTORLAND ARAGÓN

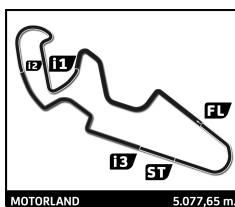
Race 1

Analysis

■ Personal Best ■ Session Best B Crossing the finish line in pit lane

Lap	Time	Sector 1	Sector 2	Sector 3	Sector 4	Elapsed	Lap	Time	Sector 1	Sector 2	Sector 3	Sector 4	Elapsed
7	2:04.728	34.870	34.847	32.611	22.400	14:39.534	13	2:05.846	35.415	34.863	32.713	22.855	27:16.848
8	2:05.079	35.311	34.771	32.520	22.477	16:44.613	14	2:05.679	35.381	34.813	32.744	22.741	29:22.527
9	2:05.790	35.421	35.237	32.647	22.485	18:50.403	64 Colin Velthuisen NED NYKOS RACING HONDA						
10	2:04.541	34.762	34.901	32.487	22.391	20:54.944	1	3:56.464	2:24.323	35.631	33.183	23.327	3:56.464
11	2:05.021	34.823	35.319	32.523	22.356	22:59.965	2	2:07.453	35.718	35.278	33.120	23.337	6:03.917
12	2:05.431	35.122	35.306	32.595	22.408	25:05.396	3	2:07.535	35.703	35.266	33.261	23.305	8:11.452
13	2:04.652	35.094	34.644	32.453	22.461	27:10.048	4	2:07.570	35.827	35.288	33.136	23.319	10:19.022
14	2:05.243	35.108	34.704	32.620	22.811	29:15.291	5	2:07.154	35.701	35.304	32.954	23.195	12:26.176
57 Kenny Koskinen FIN H43 TEAM NOBBY-BLUMAQ HONDA							6	2:07.603	35.671	35.614	32.995	23.323	14:33.779
1	2:15.409	43.511	35.948	33.316	22.634	2:15.409	7	2:31.128	35.695	35.290	33.177	46.966	17:04.907
2	2:06.773	35.702	35.199	33.167	22.705	4:22.182	8	2:11.815	36.154	39.248	33.146	23.267	19:16.722
3	2:06.486	35.637	35.230	32.932	22.687	6:28.668	9	2:07.006	35.593	35.220	32.939	23.254	21:23.728
4	2:06.311	35.560	35.086	32.991	22.674	8:34.979	10	2:15.250	35.723	35.238	41.057	23.232	23:38.978
5	2:06.904	35.801	35.256	32.959	22.888	10:41.883	11	2:08.138	36.047	35.630	33.176	23.285	25:47.116
6	2:06.381	35.342	35.141	33.034	22.864	12:48.264	12	2:07.899	35.842	35.630	33.138	23.289	27:55.015
7	2:06.500	35.451	35.110	33.025	22.914	14:54.764	13	2:07.070	35.717	35.368	32.916	23.069	30:02.085
8	2:07.388	35.724	35.342	33.241	23.081	17:02.152	70 Joshua John Whatley GBR FAU 55 RACING HONDA						
9	2:07.350	35.976	35.227	33.147	23.000	19:09.502	1	2:12.625	40.876	35.879	33.176	22.694	2:12.625
10	2:07.512	35.875	35.260	33.450	22.927	21:17.014	2	2:06.779	35.639	35.003	33.232	22.905	4:19.404
11	2:07.466	36.360	35.056	33.276	22.774	23:24.480	3	2:05.889	35.523	34.828	32.798	22.740	6:25.293
12	2:08.443	36.756	35.680	33.040	22.967	25:32.923	4	2:06.206	35.391	35.518	32.701	22.596	8:31.499
13	2:06.947	35.688	35.291	32.973	22.995	27:39.870	5	2:05.741	35.254	34.942	32.803	22.742	10:37.240
14	2:07.048	35.542	35.317	33.039	23.150	29:46.918	6	2:06.315	35.714	34.863	32.915	22.823	12:43.555
58 Iñigo Iglesias Bravo SPA IMC TEAM HONDA							7	2:06.412	35.336	35.131	32.978	22.967	14:49.967
1	2:10.440	39.887	35.225	32.914	22.414	2:10.440	8	2:06.528	35.051	35.211	33.018	23.248	16:56.495
2	2:05.295	35.290	34.765	32.795	22.445	4:15.735	9	2:06.902	35.427	35.436	32.948	23.091	19:03.397
3	2:05.294	35.140	35.139	32.483	22.532	6:21.029	10	2:06.587	35.372	35.164	32.942	23.109	21:09.984
4	2:05.289	35.062	34.702	33.017	22.508	8:26.318	11	2:06.483	35.420	35.272	32.947	22.844	23:16.467
5	2:04.891	34.883	34.640	32.675	22.693	10:31.209	12	2:06.589	35.810	35.010	32.857	22.912	25:23.056
6	2:04.811	34.964	34.787	32.543	22.517	12:36.020	13	2:06.200	35.699	35.161	32.567	22.773	27:29.256
7	2:04.962	35.020	34.914	32.500	22.528	14:40.982	14	2:05.976	35.398	35.021	32.643	22.914	29:35.232
8	2:04.782	35.100	34.691	32.441	22.550	16:45.764	72 Mattia Falzone ITA SIC 58 SQUADRA CORSE HONDA						
9	2:05.240	35.139	35.097	32.657	22.347	18:51.004	1	2:14.776	42.687	35.908	33.418	22.763	2:14.776
10	2:05.065	35.103	34.877	32.534	22.551	20:56.069	2	2:06.040	35.353	35.023	32.896	22.768	4:20.816
11	2:05.591	35.083	35.125	32.683	22.700	23:01.660	3	2:06.234	35.463	35.287	33.037	22.447	6:27.050
12	2:06.037	35.388	35.075	32.777	22.797	25:07.697	4	2:12.286	36.133	34.958	38.657	22.538	8:39.336
13	2:06.219	35.533	34.972	32.749	22.965	27:13.916	5	2:06.393	35.724	35.251	32.819	22.599	10:45.729
14	2:05.799	35.451	34.891	32.582	22.875	29:19.715	6	2:06.579	35.774	35.261	32.975	22.569	12:52.308
61 Iker Garcia Abella SPA REALE AVINTIA BLUMAQ HMA HONDA							7	2:06.552	35.650	35.237	33.046	22.619	14:58.860
1	2:12.658	41.281	35.687	33.030	22.660	2:12.658	8	2:07.323	36.002	35.254	33.102	22.965	17:06.183
2	2:06.725	35.693	35.221	32.935	22.876	4:19.383	9	2:06.692	35.753	35.165	32.993	22.781	19:12.875
3	2:04.788	35.238	34.638	32.410	22.502	6:24.171	10	2:06.902	35.884	35.272	33.039	22.707	21:19.777
4	2:05.163	35.189	34.693	32.511	22.770	8:29.334	11	2:06.561	35.719	35.155	32.986	22.701	23:26.338
5	2:05.629	35.440	34.904	32.608	22.677	10:34.963	12	2:06.228	35.743	35.059	32.918	22.508	25:32.566
6	2:05.124	35.152	34.632	32.706	22.634	12:40.087	13	2:05.873	35.437	35.100	32.725	22.611	27:38.439
7	2:05.650	35.416	34.999	32.620	22.615	14:45.737	14	2:06.301	35.896	34.982	32.806	22.617	29:44.740
8	2:05.296	35.353	34.702	32.651	22.590	16:51.033	76 Julián Giral Romero SPA TALENT TEAM ESTRELLA GALICIA HONDA						
9	2:05.157	35.416	34.738	32.534	22.469	18:56.190	1	2:09.862	39.546	35.375	32.645	22.296	2:09.862
10	2:04.816	35.047	34.740	32.591	22.438	21:01.006	2	2:04.959	35.386	34.596	32.499	22.478	4:14.821
11	2:05.395	35.064	34.597	33.114	22.620	23:06.401							
12	2:04.601	34.947	34.631	32.520	22.503	25:11.002							





EUROPEAN TALENT CUP FIM CEV REPSOL MOTORLAND ARAGÓN

Race 1

Analysis

■ Personal Best ■ Session Best B Crossing the finish line in pit lane

Lap	Time	Sector 1	Sector 2	Sector 3	Sector 4	Elapsed	Lap	Time	Sector 1	Sector 2	Sector 3	Sector 4	Elapsed
3	2:04.691	34.952	34.785	32.495	22.459	6:19.512	9	2:05.251	35.197	35.057	32.713	22.284	18:50.664
4	2:04.652	35.100	34.518	32.523	22.511	8:24.164	10	2:04.982	35.105	34.858	32.593	22.426	20:55.646
5	2:05.350	35.096	34.897	32.863	22.494	10:29.514	11	2:05.217	35.268	34.833	32.553	22.563	23:00.863
6	2:04.658	35.250	34.618	32.391	22.399	12:34.172	12	2:07.505	36.933	35.185	32.868	22.519	25:08.368
7	2:05.045	35.037	34.920	32.665	22.423	14:39.217	13	2:05.688	35.153	34.971	32.715	22.849	27:14.056
8	2:05.957	35.550	35.116	32.750	22.541	16:45.174	14	2:06.229	35.493	35.061	32.840	22.835	29:20.285
9	2:05.288	35.121	35.112	32.720	22.335	18:50.462							
10	2:04.719	35.090	34.784	32.502	22.343	20:55.181							
11	2:04.890	35.193	34.822	32.593	22.282	23:00.071							
12	2:05.265	35.135	34.704	32.932	22.494	25:05.336							
13	2:04.598	35.032	34.569	32.464	22.533	27:09.934							
14	2:05.469	35.256	34.799	32.626	22.788	29:15.403							

79 Salvatore Ragusa ITA
DANI RIVAS TALENT TEAM HONDA

1	2:15.333	43.494	35.750	33.280	22.809	2:15.333
2	2:07.247	36.301	35.092	32.886	22.968	4:22.580
3	2:07.655	35.868	35.742	32.916	23.129	6:30.235
4	2:06.540	35.696	35.055	32.961	22.828	8:36.775
5	2:08.902	36.811	35.444	33.256	23.391	10:45.677
6	2:07.646	36.076	35.443	32.980	23.147	12:53.323
7	2:07.304	35.658	35.361	33.092	23.193	15:00.627
8	2:07.678	35.752	35.146	33.213	23.567	17:08.305
9	2:08.323	35.865	35.436	33.389	23.633	19:16.628
10	2:07.292	35.919	35.107	33.067	23.199	21:23.920
11	2:08.133	35.806	35.282	33.505	23.540	23:32.053
12	2:09.525	36.501	35.860	33.618	23.546	25:41.578
13	2:09.499	36.368	35.911	33.474	23.746	27:51.077
14	2:09.592	36.254	35.972	33.745	23.621	30:00.669

80 Víctor Alonso Rodilla SPA
PERKS HONDA

1	2:16.579	43.982	36.569	33.461	22.567	2:16.579
2	2:06.186	35.407	35.262	32.900	22.617	4:22.765
3	2:06.548	35.867	35.089	32.958	22.634	6:29.313
4	2:06.895	35.792	35.251	33.017	22.835	8:36.208
5	2:06.405	35.437	35.217	33.029	22.722	10:42.613
6	2:06.365	35.581	35.151	32.910	22.723	12:48.978
7	2:06.335	35.554	34.904	33.009	22.868	14:55.313
8	2:06.740	35.667	35.127	32.909	23.037	17:02.053
9	2:07.366	35.882	35.362	32.978	23.144	19:09.419
10	2:07.534	35.784	35.356	33.390	23.004	21:16.953
11	2:07.467	35.970	35.322	33.045	23.130	23:24.420
12	2:07.081	35.626	35.253	33.221	22.981	25:31.501
13	2:06.635	35.634	35.036	32.796	23.169	27:38.136
14	2:12.819	35.760	35.289	38.195	23.575	29:50.955

89 Marcos Uriarte Rodriguez SPA
MRE TALENT HONDA

1	2:10.629	40.011	35.426	32.794	22.398	2:10.629
2	2:05.165	35.347	34.962	32.585	22.271	4:15.794
3	2:04.825	34.932	35.022	32.475	22.396	6:20.619
4	2:05.555	35.033	34.997	33.038	22.487	8:26.174
5	2:04.815	34.847	34.564	33.006	22.398	10:30.989
6	2:04.659	35.038	34.671	32.567	22.383	12:35.648
7	2:04.699	34.891	34.999	32.457	22.352	14:40.347
8	2:05.066	35.192	35.063	32.439	22.372	16:45.413

91 Víctor Rodríguez Nuñez SPA
LAGLISSE ACADEMY HONDA

1	2:07.592	37.425	34.842	32.580	22.745	2:07.592
2	2:05.386	35.043	34.808	32.659	22.876	4:12.978
3	2:04.792	34.867	34.681	32.548	22.696	6:17.770
4	2:05.177	34.846	34.732	32.796	22.803	8:22.947
5	2:05.286	35.137	34.824	32.475	22.850	10:28.233
6	2:04.938	35.421	34.530	32.421	22.566	12:33.171
7	2:05.156	34.968	34.790	32.627	22.771	14:38.327
8	2:04.863	34.956	34.643	32.458	22.806	16:43.190
9	2:05.269	35.113	34.783	32.576	22.797	18:48.459
10	2:04.995	35.168	34.588	32.513	22.726	20:53.454
11	2:05.272	35.117	34.732	32.597	22.826	22:58.726
12	2:05.799	35.099	34.750	33.708	22.242	25:04.525
13	2:04.180	34.974	34.648	32.127	22.431	27:08.705
14	2:04.210	34.885	34.341	32.415	22.569	29:12.915

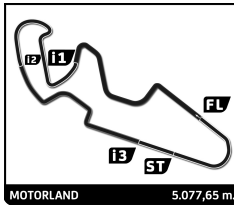
94 Marvin Siebdrath GER
PRUSTEL BLUMAQ HMA HONDA

1	2:13.630	41.915	35.854	33.215	22.646	2:13.630
2	2:06.480	35.392	35.264	33.120	22.704	4:20.110
3	2:05.745	35.435	34.875	32.646	22.789	6:25.855
4	2:06.556	35.581	34.945	33.257	22.773	8:32.411
5	2:05.415	35.332	34.976	32.691	22.416	10:37.826
6	2:05.999	35.828	34.709	32.984	22.478	12:43.825
7	2:07.081	36.067	35.243	32.932	22.839	14:50.906
8	2:06.216	35.784	34.734	32.985	22.713	16:57.122
9	2:06.673	35.652	34.938	33.350	22.733	19:03.795
10	2:06.918	36.154	35.225	32.770	22.769	21:10.713
11	2:11.296	35.636	35.264	37.189	23.207	23:22.009
12	2:06.447	35.574	35.214	32.686	22.973	25:28.456
13	2:09.142	37.559	35.330	32.903	23.350	27:37.598
14	2:07.039	35.694	35.129	32.871	23.345	29:44.637

95 José Antonio Rueda Ruiz SPA
TALENT TEAM ESTRELLA GALICIA HONDA

1	2:07.517	37.608	34.842	32.551	22.516	2:07.517
2	2:05.598	35.298	34.680	32.665	22.955	4:13.115
3	2:04.630	34.912	34.582	32.475	22.661	6:17.745
4	2:05.318	34.994	34.650	32.819	22.855	8:23.063
5	2:05.187	35.248	34.659	32.548	22.732	10:28.250
6	2:05.065	35.248	34.518	32.466	22.833	12:33.315
7	2:05.151	35.225	34.551	32.535	22.840	14:38.466
8	2:04.778	35.136	34.423	32.399	22.820	16:43.244
9	2:05.437	36.117	34.480	32.437	22.403	18:48.681
10	2:05.295	35.604	34.883	32.485	22.323	20:53.976
11	2:05.123	35.507	34.775	32.641	22.200	22:59.099
12	2:05.161	35.147	34.615	33.063	22.336	25:04.260
13	2:04.404	34.908	34.566	32.298	22.632	27:08.664
14	2:04.311	34.651	34.480	32.299	22.881	29:12.975





EUROPEAN TALENT CUP

FIM CEV REPSOL MOTORLAND ARAGÓN

Race 1

Analysis

■ Personal Best ■ Session Best B Crossing the finish line in pit lane

Lap	Time	Sector 1	Sector 2	Sector 3	Sector 4	Elapsed	Lap	Time	Sector 1	Sector 2	Sector 3	Sector 4	Elapsed
96	Daniel Holgado Miralles						SPA						
	TALENT TEAM ESTRELLA GALICIA						HONDA						
1	2:14.135	42.376	36.045	33.106	22.608	2:14.135							
2	2:06.110	35.161	35.197	33.038	22.714	4:20.245							
3	2:05.142	35.375	34.680	32.497	22.590	6:25.387							
4	2:06.008	35.189	34.990	32.704	23.125	8:31.395							
5	2:06.036	35.180	34.972	32.713	23.171	10:37.431							
6	2:06.279	35.273	35.073	33.100	22.833	12:43.710							
7	2:06.842	35.472	35.112	33.231	23.027	14:50.552							
8	2:06.496	35.894	34.882	32.692	23.028	16:57.048							
9	2:06.510	35.784	34.930	32.821	22.975	19:03.558							
10	2:06.420	35.302	35.147	32.951	23.020	21:09.978							
11	2:06.573	35.614	35.226	32.905	22.828	23:16.551							
12	2:06.711	35.484	35.264	33.001	22.962	25:23.262							
13	2:05.857	35.413	35.174	32.524	22.746	27:29.119							
14	2:06.152	35.341	35.148	32.594	23.069	29:35.271							

