

MOTO3

FIM CEV REPSOL MOTORLAND ARAGÓN

Qualifying practice 1

Classification

Nr.	Rider	Nat	Team	Bike	Tyres	Time	Lap Total	Gap	Kph
1	7 Barry Baltus	BEL	REALE AVINTIA ACADEMY77	KTM	DUNLOP	1:59.013	13 13	-	153.6
2	23 Raúl Fernández González	SPA	ANGEL NIETO TEAM	KTM	DUNLOP	1:59.168	14 15	+0.155	153.4
3	96 Manuel Pagliani	ITA	LEOPARD JUNIOR	HONDA	DUNLOP	1:59.248	14 14	+0.235	153.3
4	71 Riccardo Rossi	ITA	LAGLISSE ACADEMY	HUSQVARNA	DUNLOP	1:59.428	13 13	+0.415	153.0
5	53 Deniz Öncü	TUR	RED BULL KTM AJO	KTM	DUNLOP	1:59.496	10 15	+0.483	153.0
6	88 Bruno Ieraci	ITA	SIC58 SQUADRA CORSE	HONDA	DUNLOP	1:59.500	15 15	+0.487	152.9
7	81 Aleix Viú Cotoli	SPA	MARINELLI SNIPER TEAM	HONDA	DUNLOP	1:59.581	14 15	+0.568	152.8
8	11 Sergio García Dols	SPA	JUNIOR TEAM ESTRELLA GALICIA 0,0	HONDA	DUNLOP	1:59.604	16 17	+0.591	152.8
9	35 Somkiat Chanttra	THA	AP HONDA RACING TEAM	HONDA	DUNLOP	1:59.711	9 15	+0.698	152.7
10	52 Jeremy Alcoba Ferrer	SPA	JUNIOR TEAM ESTRELLA GALICIA 0,0	HONDA	DUNLOP	1:59.724	15 16	+0.711	152.7
11	76 Makar Yurchenko	KAZ	MAX RACING TEAM	KTM	DUNLOP	1:59.789	8 15	+0.776	152.6
12	32 Ai Ogura	JPN	ASIA TALENT TEAM	HONDA	DUNLOP	1:59.893	14 15	+0.880	152.4
13	61 Can Öncü	TUR	RED BULL KTM AJO	KTM	DUNLOP	1:59.909	10 15	+0.896	152.4
14	24 Apiwath Wongthananon	THA	VR46 MASTERCAMP TEAM	KTM	DUNLOP	1:59.931	8 13	+0.918	152.4
15	67 Gerard Riu I Malé	SPA	LAGLISSE ACADEMY	HUSQVARNA	DUNLOP	1:59.970	9 10	+0.957	152.3
16	41 Marc García Ferrandiz	SPA	MAX RACING TEAM	KTM	DUNLOP	2:00.056	15 16	+1.043	152.2
17	33 Yuki Kunii	JPN	ASIA TALENT TEAM	HONDA	DUNLOP	2:00.074	16 16	+1.061	152.2
18	13 Celestino Vietti Ramus	ITA	SKY JUNIOR TEAM VR46 RIDERS ACADEMY	KTM	DUNLOP	2:00.204	4 15	+1.191	152.1
19	99 Carlos Tatay Vila	SPA	REALE AVINTIA ACADEMY77	KTM	DUNLOP	2:00.211	8 14	+1.198	152.0
20	12 Filip Salac	CZE	CZECH TALENT TEAM CUNA DE CAMPEONES	KTM	DUNLOP	2:00.215	4 13	+1.202	152.0
21	37 Pedro Acosta Sánchez	SPA	SWISS INNOVATIVE INVESTORS JUNIOR	KTM	DUNLOP	2:00.353	10 17	+1.340	151.9
22	31 Gerry Salim	INA	ASTRA HONDA RACING TEAM	HONDA	DUNLOP	2:00.506	8 15	+1.493	151.7
23	20 José Julián García García	SPA	AGR TEAM	KTM	DUNLOP	2:00.528	9 16	+1.515	151.6
24	73 Maximilian Kofler	AUT	KRP	KTM	DUNLOP	2:00.750	6 15	+1.737	151.4
25	55 Yari Montella	ITA	SIC58 SQUADRA CORSE	HONDA	DUNLOP	2:00.892	7 15	+1.879	151.2
26	66 Adrián Huertas del Olmo	SPA	REALE AVINTIA ACADEMY77	KTM	DUNLOP	2:01.015	15 15	+2.002	151.0
27	34 Thomas Edward Booth-amos	GBR	BRITISH TALENT TEAM	HONDA	DUNLOP	2:01.149	15 16	+2.136	150.9
28	86 Charlie Andrew Nesbitt	GBR	JUNIOR TEAM ESTRELLA GALICIA 0,0	HONDA	DUNLOP	2:01.276	5 16	+2.263	150.7
29	36 Izam Ikmal	MAL	PETRONAS SPRINTA SIC JUNIOR TEAM	HONDA	DUNLOP	2:01.330	4 16	+2.317	150.6
30	19 Sasha De Vits	BEL	KIEFER RACING DV1	KTM	DUNLOP	2:01.358	6 17	+2.345	150.6
31	16 Alex Ruiz Carranza	SPA	ANGEL NIETO TEAM	KTM	DUNLOP	2:01.365	15 16	+2.352	150.6
32	5 Alex Toledo Romero	SPA	CUNA DE CAMPEONES	MIR RACING KTM	DUNLOP	2:01.493	12 16	+2.480	150.4
33	28 Loran Faber	NED	STG DUTCH RACING TEAM	HONDA	DUNLOP	2:01.742	7 17	+2.729	150.1
34	43 Simon Jespersen	DEN	TEAM JESPERSEN	KTM	DUNLOP	2:01.871	6 16	+2.858	150.0
35	83 Meikon Yuji Kawakami	BRA	LAGLISSE ACADEMY	HUSQVARNA	DUNLOP	2:01.973	5 15	+2.960	149.8
36	44 Kevin Orgis	GER	KIEFER RACING	HONDA	DUNLOP	2:02.162	7 17	+3.149	149.6
37	8 Angel Lorente Molina	SPA	CUNA DE CAMPEONES	KTM	DUNLOP	2:02.488	6 10	+3.475	149.2
38	15 Iván Miralles Rodríguez	SPA	CUNA DE CAMPEONES	KTM	DUNLOP	2:02.661	11 15	+3.648	149.0
39	18 Ryan Van De Lagemaat	NED	LAGEMAAT RACING	KTM	DUNLOP	2:02.795	13 17	+3.782	148.8
40	45 Leon Orgis	GER	KIEFER RACING	HONDA	DUNLOP	2:02.827	13 14	+3.814	148.8

Fastest Lap | Lap 13 | Barry Baltus | 1:59.013 | 153.6 Kph

Qualifying Time: 2:10.914

Published at:

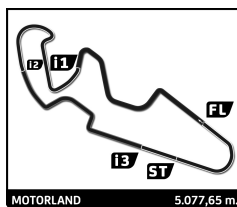
Track Status: **DRY**

Race Director:	Timekeeper:
----------------	-------------





MOTORLAND ARAGÓN 2018

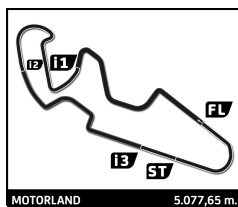


MOTO3 FIM CEV REPSOL MOTORLAND ARAGÓN Qualifying practice 1

Best Sector Times

SECTOR 1			SECTOR 2		SECTOR 3		SECTOR 4		Pos	Ideal Lap	Best Lap
Pos	Rider	Time	Rider	Time	Rider	Time	Rider	Time			
1	96 M.Pagliani	33.310	76 M.Yurchenko	33.145	7 B.Baltus	30.910	23 R.Fernández González	21.212	1	96	1:58.970 1:59.248 (3)
2	71 R.Rossi	33.481	81 A.Viu Cotoli	33.197	76 M.Yurchenko	31.053	53 D.Öncü	21.222	2	7	1:59.013 1:59.013 (1)
3	52 J.Alcoba Ferrer	33.492	96 M.Pagliani	33.225	71 R.Rossi	31.078	7 B.Baltus	21.257	3	23	1:59.168 1:59.168 (2)
4	23 R.Fernández González	33.493	35 S.Chantra	33.256	13 C.Vietti Ramus	31.088	96 M.Pagliani	21.303	4	35	1:59.332 1:59.711 (9)
5	35 S.Chantra	33.530	7 B.Baltus	33.263	52 J.Alcoba Ferrer	31.100	31 G.Salim	21.307	5	53	1:59.399 1:59.496 (5)
6	76 M.Yurchenko	33.554	52 J.Alcoba Ferrer	33.269	81 A.Viu Cotoli	31.108	37 P.Acosta Sánchez	21.337	6	71	1:59.404 1:59.428 (4)
7	53 D.Öncü	33.565	23 R.Fernández González	33.275	96 M.Pagliani	31.132	11 S.García Dols	21.344	7	76	1:59.410 1:59.789 (11)
8	81 A.Viu Cotoli	33.573	11 S.García Dols	33.285	88 B.Ieraci	31.143	99 C.Tatay Vila	21.359	8	81	1:59.430 1:59.581 (7)
9	7 B.Baltus	33.583	88 B.Ieraci	33.285	32 A.Ogura	31.146	24 A.Wongthananon	21.367	9	52	1:59.471 1:59.724 (10)
10	32 A.Ogura	33.593	41 M.García Ferrandiz	33.327	33 Y.Kunii	31.147	35 S.Chantra	21.394	10	88	1:59.500 1:59.500 (6)
11	13 C.Vietti Ramus	33.617	67 G.Riu I Malé	33.354	35 S.Chantra	31.152	33 Y.Kunii	21.427	11	11	1:59.604 1:59.604 (8)
12	88 B.Ieraci	33.625	32 A.Ogura	33.356	24 A.Wongthananon	31.188	20 J.García García	21.429	12	24	1:59.637 1:59.931 (14)
13	24 A.Wongthananon	33.627	71 R.Rossi	33.373	23 R.Fernández González	31.188	12 F.Salac	21.433	13	32	1:59.712 1:59.893 (12)
14	67 G.Riu I Malé	33.638	53 D.Öncü	33.377	37 P.Acosta Sánchez	31.201	88 B.Ieraci	21.447	14	13	1:59.733 2:00.204 (18)
15	12 F.Salac	33.716	12 F.Salac	33.403	41 M.García Ferrandiz	31.208	71 R.Rossi	21.472	15	67	1:59.740 1:59.970 (15)
16	11 S.García Dols	33.743	13 C.Vietti Ramus	33.419	11 S.García Dols	31.232	67 G.Riu I Malé	21.487	16	33	1:59.808 2:00.074 (17)
17	41 M.García Ferrandiz	33.751	37 P.Acosta Sánchez	33.422	53 D.Öncü	31.235	16 A.Ruiz Carranza	21.489	17	37	1:59.819 2:00.353 (21)
18	33 Y.Kunii	33.760	99 C.Tatay Vila	33.443	67 G.Riu I Malé	31.261	73 M.Kofler	21.518	18	99	1:59.845 2:00.211 (19)
19	99 C.Tatay Vila	33.760	24 A.Wongthananon	33.455	66 A.Huertas del Olmo	31.268	66 A.Huertas del Olmo	21.527	19	41	1:59.896 2:00.056 (16)
20	37 P.Acosta Sánchez	33.859	20 J.García García	33.463	20 J.García García	31.273	19 S.De Vits	21.545	20	12	1:59.917 2:00.215 (20)
21	20 J.García García	33.870	33 Y.Kunii	33.474	99 C.Tatay Vila	31.283	81 A.Viu Cotoli	21.552	21	20	2:00.035 2:00.528 (23)
22	34 T.Booth-amos	33.894	73 M.Kofler	33.535	73 M.Kofler	31.314	55 Y.Montella	21.576	22	31	2:00.263 2:00.506 (22)
23	31 G.Salim	33.963	28 L.Faber	33.543	12 F.Salac	31.365	28 L.Faber	21.580	23	73	2:00.448 2:00.750 (24)
24	66 A.Huertas del Olmo	33.984	31 G.Salim	33.615	31 G.Salim	31.378	13 C.Vietti Ramus	21.609	24	66	2:00.466 2:01.015 (26)
25	55 Y.Montella	34.007	34 T.Booth-amos	33.646	5 A.Toledo Romero	31.400	41 M.García Ferrandiz	21.610	25	34	2:00.714 2:01.149 (27)
26	36 I.Ikmal	34.064	61 C.öncü	33.661	16 A.Ruiz Carranza	31.404	52 J.Alcoba Ferrer	21.610	26	55	2:00.833 2:00.892 (25)
27	73 M.Kofler	34.081	19 S.De Vits	33.667	36 I.Ikmal	31.405	32 A.Ogura	21.617	27	16	2:00.903 2:01.365 (31)
28	61 C.öncü	34.096	66 A.Huertas del Olmo	33.687	86 C.Nesbitt	31.493	86 C.Nesbitt	21.624	28	86	2:00.953 2:01.276 (28)
29	19 S.De Vits	34.111	86 C.Nesbitt	33.696	34 T.Booth-amos	31.510	44 K.Orgis	21.652	29	61	2:00.994 1:59.909 (13)
30	86 C.Nesbitt	34.140	55 Y.Montella	33.725	44 K.Orgis	31.523	61 C.öncü	21.656	30	36	2:00.996 2:01.330 (29)
31	5 A.Toledo Romero	34.218	36 I.Ikmal	33.750	55 Y.Montella	31.525	76 M.Yurchenko	21.658	31	19	2:01.000 2:01.358 (30)
32	16 A.Ruiz Carranza	34.228	83 M.Kawakami	33.770	83 M.Kawakami	31.574	8 A.Lorente Molina	21.661	32	28	2:01.210 2:01.742 (33)
33	44 K.Orgis	34.249	16 A.Ruiz Carranza	33.782	61 C.öncü	31.581	34 T.Booth-amos	21.664	33	5	2:01.216 2:01.493 (32)
34	18 R.Van De Lagemaat	34.253	5 A.Toledo Romero	33.822	15 I.Miralles Rodríguez	31.627	43 S.Jespersen	21.747	34	44	2:01.335 2:02.162 (36)
35	83 M.Kawakami	34.302	44 K.Orgis	33.911	8 A.Lorente Molina	31.664	5 A.Toledo Romero	21.776	35	83	2:01.492 2:01.973 (35)
36	28 L.Faber	34.372	43 S.Jespersen	33.952	19 S.De Vits	31.677	36 I.Ikmal	21.777	36	43	2:01.807 2:01.871 (34)
37	45 L.Orgis	34.377	45 L.Orgis	33.989	43 S.Jespersen	31.689	83 M.Kawakami	21.846	37	8	2:02.019 2:02.488 (37)
38	43 S.Jespersen	34.419	18 R.Van De Lagemaat	34.133	28 L.Faber	31.715	18 R.Van De Lagemaat	21.863	38	45	2:02.085 2:02.827 (40)
39	8 A.Lorente Molina	34.449	15 I.Miralles Rodríguez	34.156	45 L.Orgis	31.788	45 L.Orgis	21.931	39	18	2:02.148 2:02.795 (39)
40	15 I.Miralles Rodríguez	34.503	8 A.Lorente Molina	34.245	18 R.Van De Lagemaat	31.899	15 I.Miralles Rodríguez	22.061	40	15	2:02.347 2:02.661 (38)

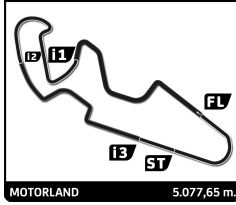




MOTO3
FIM CEV REPSOL MOTORLAND ARAGÓN
Qualifying practice 1

Best Top Speeds

Rider	Team	Top 1 Kph Lap	Top 2 Kph Lap	Top 3 Kph Lap	Top 4 Kph Lap	Top 5 Kph Lap	Avg
24	Apiwath Wongthananon	VR46 MASTERCAMP TEAM	234.8 8	230.3 12	230.3 3	230.3 4	229.8 7 231,1
37	Pedro Acosta Sánchez	SWISS INNOVATIVE INVESTORS JUNIOR	234.8 4	234.8 5	232.3 16	232.3 14	230.8 3 233,0
53	Deniz Öncü	RED BULL KTM AJO	234.8 11	234.8 12	233.8 2	233.3 10	231.3 4 233,6
11	Sergio García Dols	JUNIOR TEAM ESTRELLA GALICIA 0,0	234.3 12	232.3 11	230.3 14	229.8 8	229.8 17 231,3
23	Raúl Fernández González	ANGEL NIETO TEAM	234.3 4	232.3 3	231.3 11	229.8 14	229.3 12 231,4
73	Maximilian Kofler	KRP	234.3 1	233.8 12	232.8 3	232.3 9	229.8 2 232,6
96	Manuel Pagliani	LEOPARD JUNIOR	234.3 4	230.8 14	228.3 13	228.3 3	228.3 5 230,0
28	Loran Faber	STG DUTCH RACING TEAM	233.8 16	231.3 12	230.3 13	230.3 5	229.3 1 231,0
67	Gerard Riu I Malé	LAGLISSE ACADEMY	233.8 3	231.3 5	227.8 2	227.8 4	226.9 9 229,5
16	Alex Ruiz Carranza	ANGEL NIETO TEAM	233.3 14	231.8 13	230.8 5	227.8 7	227.8 6 230,3
71	Riccardo Rossi	LAGLISSE ACADEMY	233.3 4	232.3 12	230.8 3	229.8 13	228.8 5 231,0
41	Marc García Ferrandiz	MAX RACING TEAM	232.8 9	230.8 15	229.3 5	229.3 14	228.8 2 230,2
33	Yuki Kunii	ASIA TALENT TEAM	232.8 12	231.8 10	231.3 5	229.3 9	227.8 8 230,6
31	Gerry Salim	ASTRA HONDA RACING TEAM	232.8 8	232.8 10	230.8 15	229.8 7	228.3 14 230,9
35	Somkiat Chantra	AP HONDA RACING TEAM	232.8 1	230.8 9	230.3 7	228.8 11	228.8 8 230,3
19	Sasha De Vits	KIEFER RACING DV1	232.3 4	229.8 6	228.8 1	228.3 9	228.3 8 229,5
86	Charlie Andrew Nesbitt	JUNIOR TEAM ESTRELLA GALICIA 0,0	232.3 4	230.3 11	230.3 5	229.3 3	228.8 15 230,2
8	Angel Lorente Molina	CUNA DE CAMPEONES	231.8 10	231.3 8	230.8 7	230.3 5	229.3 6 230,7
76	Makar Yurchenko	MAX RACING TEAM	231.8 14	230.8 11	228.8 8	228.8 10	225.9 4 229,2
44	Kevin Orgis	KIEFER RACING	231.8 6	228.3 1	227.4 17	226.9 7	226.4 16 228,2
61	Can öncü	RED BULL KTM AJO	231.8 2	231.3 1	226.9 3	225.9 4	225.5 6 228,3
55	Yari Montella	SIC58 SQUADRA CORSE	231.8 3	231.3 2	229.3 5	228.8 1	228.8 7 230,0
36	Izam Ikmal	PETRONAS SPRINTA SIC JUNIOR TEAM	231.3 14	228.3 16	228.3 4	227.8 5	226.4 8 228,4
99	Carlos Tatay Vila	REALE AVINTIA ACADEMY77	231.3 1	230.8 13	230.3 14	229.8 8	229.3 12 230,3
34	Thomas Edward Booth-amor	BRITISH TALENT TEAM	231.3 9	228.8 10	228.3 11	227.8 8	227.4 14 228,7
66	Adrián Huertas del Olmo	REALE AVINTIA ACADEMY77	230.8 12	229.8 6	229.3 7	228.8 5	228.3 1 229,4
18	Ryan Van De Lagemaat	LAGEMAAT RACING	230.8 12	229.8 16	228.3 7	227.8 4	227.8 15 228,9
20	José Julián García García	AGR TEAM	230.3 1	229.8 9	229.8 6	229.3 4	227.8 12 229,4
88	Bruno Ieraci	SIC58 SQUADRA CORSE	230.3 5	230.3 13	230.3 7	228.8 15	227.8 14 229,5
5	Alex Toledo Romero	CUNA DE CAMPEONES	230.3 3	229.8 14	229.8 10	228.8 13	228.8 11 229,5
13	Celestino Vietti Ramus	SKY JUNIOR TEAM VR46 RIDERS ACADEMY	230.3 5	228.8 4	228.8 13	226.9 6	226.4 15 228,2
43	Simon Jespersen	TEAM JESPERSEN	229.8 5	228.8 3	228.3 6	227.4 8	227.4 10 228,3
7	Barry Baltus	REALE AVINTIA ACADEMY77	229.8 9	229.3 12	229.3 8	228.8 13	225.5 5 228,5
81	Aleix Viu Cotoli	MARINELLI SNIPER TEAM	229.3 5	226.9 4	225.5 8	225.5 14	225.0 13 226,4
83	Meikon Yuji Kawakami	LAGLISSE ACADEMY	228.8 5	226.9 4	226.4 1	225.0 6	224.5 15 226,3
52	Jeremy Alcoba Ferrer	JUNIOR TEAM ESTRELLA GALICIA 0,0	228.8 16	228.8 5	227.8 4	225.0 1	224.1 13 226,9
32	Ai Ogura	ASIA TALENT TEAM	228.8 7	228.3 5	227.8 12	226.9 3	225.9 8 227,5
12	Filip Salac	CZECH TALENT TEAM CUNA DE CAMPEONES	227.4 12	227.4 3	227.4 4	226.9 5	226.4 1 227,1
15	Iván Miralles Rodríguez	CUNA DE CAMPEONES	227.4 3	224.1 5	223.1 10	222.7 2	220.9 8 223,6
45	Leon Orgis	KIEFER RACING	225.5 3	225.0 12	223.6 1	222.2 7	221.8 13 223,6



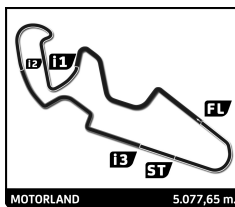
MOTO3

FIM CEV REPSOL MOTORLAND ARAGÓN

Qualifying practice 1

Fastest Lap Sequence

Practice Time	Rider	Team	Bike	Class	Time	Kph	Lap
23:04.707	11 Sergio García Dols	JUNIOR TEAM ESTRELLA GALICIA 0,0	HONDA		2:00.973	151.1	4
23:06.113	53 Deniz Öncü	RED BULL KTM AJO	KTM		2:00.957	151.1	3
23:14.646	23 Raúl Fernández González	ANGEL NIETO TEAM	KTM		2:00.280	152.0	3
24:31.426	96 Manuel Pagliani	LEOPARD JUNIOR	HONDA		2:00.258	152.0	3
25:06.196	53 Deniz Öncü	RED BULL KTM AJO	KTM		2:00.083	152.2	4
26:31.050	96 Manuel Pagliani	LEOPARD JUNIOR	HONDA		1:59.624	152.8	4
42:40.148	53 Deniz Öncü	RED BULL KTM AJO	KTM		1:59.496	153.0	10
47:32.059	96 Manuel Pagliani	LEOPARD JUNIOR	HONDA		1:59.284	153.2	10
55:00.739	23 Raúl Fernández González	ANGEL NIETO TEAM	KTM		1:59.168	153.4	14
57:59.008	7 Barry Baltus	REALE AVINTIA ACADEMY77	KTM		1:59.013	153.6	13



MOTO3

FIM CEV REPSOL MOTORLAND ARAGÓN

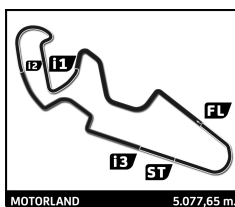
Qualifying practice 1

Analysis

■ Personal Best ■ Session Best B Crossing the finish line in pit lane

Lap	Time	Sector 1	Sector 2	Sector 3	Sector 4	Elapsed	Lap	Time	Sector 1	Sector 2	Sector 3	Sector 4	Elapsed		
5	Alex Toledo Romero SPA							7	2:01.952	33.878	34.793	31.497	21.784	29:07.798	
	CUNA DE CAMPEONES							8	2:05.015 B	33.947	33.581	31.372	26.115	31:12.813	
	MIR RACING KTM							9	5:16.259	3:44.151	38.106	32.168	21.834	36:29.072	
1	2:14.118	44.088	35.310	32.437	22.283	2:14.118	10	2:06.258	34.358	34.826	33.801	23.273	38:35.330		
2	2:20.693 B	38.463	36.574	38.354	27.302	4:34.811	11	2:00.407	34.056	33.554	31.296	21.501	40:35.737		
3	16:29.751	...	35.192	32.646	21.991	21:04.560	12	2:08.485 B	35.066	34.289	31.766	27.364	42:44.222		
4	2:04.136	35.024	34.460	32.426	22.226	23:08.696	13	6:00.036	4:32.503	34.535	31.516	21.482	48:44.258		
5	2:02.270	34.469	34.103	31.734	21.964	25:10.966	14	2:00.177	34.028	33.446	31.289	21.414	50:44.435		
6	2:02.255	34.409	33.997	31.721	22.128	27:13.221	15	2:16.523	34.922	46.111	33.333	22.157	53:00.958		
7	2:03.969	35.325	34.786	31.919	21.939	29:17.190	16	1:59.604	33.743	33.285	31.232	21.344	55:00.562		
8	2:02.125	34.624	33.970	31.652	21.879	31:19.315	17	2:10.718	37.176	40.290	31.586	21.666	57:11.280		
9	2:06.614 B	34.390	34.006	31.838	26.380	33:25.929									
10	11:11.115	9:41.885	35.233	32.203	21.794	44:37.044									
11	2:03.602	34.819	34.529	32.328	21.926	46:40.646									
12	2:01.493	34.283	33.822	31.498	21.890	48:42.139									
13	2:03.087	35.137	34.537	31.567	21.846	50:45.226									
14	2:07.042	34.385	39.326	31.542	21.789	52:52.268									
15	2:01.847	34.670	33.851	31.400	21.926	54:54.115									
16	2:01.704	34.218	34.092	31.618	21.776	56:55.819									
7	Barry Baltus BEL							12	Filip Salac CZE						
	REALE AVINTIA ACADEMY77								CZECH TALENT TEAM CUNA DE CA						
	KTM								KTM						
1	2:45.927 B	1:10.159	36.299	31.967	27.502	2:45.927	1	2:50.175 B	1:12.586	35.225	32.833	29.531	2:50.175		
2	18:35.896	...	34.426	32.485	22.486	21:21.821	2	18:24.280	...	34.626	32.252	22.066	21:14.453		
3	2:01.846	34.767	33.990	31.425	21.664	23:23.667	3	2:00.626	33.996	33.579	31.365	21.686	23:15.079		
4	2:00.580	33.904	33.665	31.309	21.702	25:24.247	4	2:00.215	33.751	33.403	31.628	21.433	25:15.294		
5	2:00.791	33.950	33.725	31.464	21.652	27:25.038	5	2:04.783 B	33.716	33.703	31.612	25.752	27:20.077		
6	2:28.917 B	34.352	34.237	53.041	27.287	29:53.955	6	5:50.042	4:08.331	37.936	40.975	22.800	33:10.119		
7	11:37.922	...	35.027	31.848	22.380	41:31.877	7	2:02.362	34.564	34.133	31.575	22.090	35:12.481		
8	2:01.634	34.460	33.744	31.535	21.895	43:33.511	8	2:01.718	34.429	33.888	31.369	22.032	37:14.199		
9	2:00.294	33.744	33.567	31.353	21.630	45:33.805	9	2:12.584 B	37.511	35.175	33.294	26.604	39:26.783		
10	2:01.470	34.089	33.653	31.586	22.142	47:35.275	10	8:06.014	6:17.300	43.785	38.087	26.842	47:32.797		
11	2:05.245 B	34.367	33.915	31.666	25.297	49:40.520	11	2:32.245 B	45.962	42.652	36.755	26.876	50:05.042		
12	6:19.475	4:52.598	34.247	31.144	21.486	55:59.995	12	4:56.379	3:27.032	35.501	32.205	21.641	55:01.421		
13	1:59.013	33.583	33.263	30.910	21.257	57:59.008	13	2:07.183	33.993	35.592	35.242	22.356	57:08.604		
8	Angel Lorente Molina SPA							13	Celestino Vietti Ramus ITA						
	CUNA DE CAMPEONES								SKY JUNIOR TEAM VR46 RIDERS A						
	KTM								KTM						
1	2:13.308	43.710	35.107	32.273	22.218	2:13.308	1	3:12.341 B	1:27.198	37.277	36.429	31.437	3:12.341		
2	2:22.509 B	38.920	36.956	38.176	28.457	4:35.817	2	18:10.449	...	37.366	32.643	22.739	21:22.788		
3	30:16.570 B	...	34.936	34:52.385	3	2:00.695	33.891	33.834	31.127	21.843	23:23.483		
4	9:44.021	8:14.388	35.645	32.165	21.823	44:36.406	4	2:00.204	33.902	33.556	31.088	21.658	25:23.687		
5	2:02.974	34.935	34.261	31.913	21.865	46:39.380	5	2:00.422	33.617	33.729	31.223	21.853	27:24.109		
6	2:02.488	34.449	34.245	31.752	22.042	48:41.868	6	2:00.687	34.050	33.664	31.156	21.817	29:24.796		
7	2:04.146	35.543	35.178	31.764	21.661	50:46.014	7	2:11.702 B	35.355	38.563	32.466	25.318	31:36.498		
8	2:06.455	34.478	38.225	32.059	21.693	52:52.469	8	6:53.790	5:21.408	36.126	33.877	22.379	38:30.288		
9	2:05.451	34.668	34.910	32.374	23.499	54:57.920	9	2:00.281	33.987	33.419	31.128	21.747	40:30.569		
10	2:06.352	35.772	37.010	31.664	21.906	57:04.272	10	2:00.344	33.916	33.510	31.135	21.783	42:30.913		
11	Sergio Garcia Dols SPA							15	Iván Miralles Rodríguez SPA						
	JUNIOR TEAM ESTRELLA GALICIA (CUNA DE CAMPEONES						
	HONDA								KTM						
1	2:26.755	50.831	35.006	35.051	25.867	2:26.755	1	2:20.957	46.527	36.180	33.363	24.887	2:20.957		
2	2:24.052 B	36.690	37.191	41.037	29.134	4:50.807	2	2:15.620 B	36.146	35.751	35.396	28.327	4:36.577		
3	16:12.929	...	34.775	32.133	21.730	21:03.734	3	16:29.381	...	35.083	32.598	22.061	21:05.956		
4	2:00.973	34.007	33.641	31.637	21.688	23:04.707	4	2:06.854	34.895	34.693	34.281	22.985	23:12.810		
5	2:00.509	33.808	33.650	31.372	21.679	25:05.216	5	2:08.760 B	34.611	34.411	32.753	26.985	25:21.570		
6	2:00.630	33.957	33.641	31.326	21.706	27:05.846	6	6:26.429	4:55.153	34.794	32.851	23.631	31:47.999		
							7	2:03.281	34.788	34.418	31.802	22.273	33:51.280		
							8	2:09.654 B	34.830	34.254	31.978	28.592	36:00.934		
							9	8:33.661	7:04.853	34.579	31.992	22.237	44:34.595		





MOTO3

FIM CEV REPSOL MOTORLAND ARAGÓN

Qualifying practice 1

Analysis

■ Personal Best ■ Session Best B Crossing the finish line in pit lane

Lap	Time	Sector 1	Sector 2	Sector 3	Sector 4	Elapsed	Lap	Time	Sector 1	Sector 2	Sector 3	Sector 4	Elapsed
10	2:03.058	34.651	34.175	31.989	22.243	46:37.653	10	2:08.314 B	35.383	34.637	32.303	25.991	35:30.262
11	2:02.661	34.510	34.156	31.781	22.214	48:40.314	11	4:48.755	3:13.718	38.835	33.837	22.365	40:19.017
12	2:02.847	34.571	34.263	31.769	22.244	50:43.161	12	2:07.708 B	35.311	34.507	32.315	25.575	42:26.725
13	2:09.671	35.297	36.028	36.075	22.271	52:52.832	13	6:38.120	5:08.667	35.024	32.304	22.125	49:04.845
14	2:04.981	34.503	34.829	32.271	23.378	54:57.813	14	2:02.815	34.878	34.134	31.798	22.005	51:07.660
15	2:03.869	35.812	34.258	31.627	22.172	57:01.682	15	2:03.401	35.336	34.130	31.880	22.055	53:11.061

16 Alex Ruiz Carranza SPA
ANGEL NIETO TEAM KTM

1	2:23.591	51.610	34.874	33.648	23.459	2:23.591
2	2:26.148 B	38.435	36.388	39.529	31.796	4:49.739
3	16:16.020	...	34.893	32.397	22.091	21:05.757
4	2:02.824	34.813	34.038	31.912	22.061	23:08.581
5	2:02.412	34.794	34.076	31.860	21.682	25:10.993
6	2:02.016	34.523	33.990	31.638	21.865	27:13.009
7	2:01.526	34.242	33.943	31.496	21.845	29:14.535
8	2:01.454	34.387	33.808	31.404	21.855	31:15.989
9	2:13.459 B	38.559	36.489	31.808	26.603	33:29.448
10	6:45.689	5:03.708	39.152	40.454	22.375	40:15.137
11	2:02.935	34.828	34.212	31.760	22.135	42:18.072
12	2:09.435 B	35.564	35.072	31.918	26.881	44:27.507
13	6:20.288	4:52.512	34.516	31.578	21.682	50:47.795
14	2:04.554	34.612	36.187	32.266	21.489	52:52.349
15	2:01.365	34.228	33.782	31.442	21.913	54:53.714
16	2:01.792	34.500	34.002	31.445	21.845	56:55.506

18 Ryan Van De Lagemaat NED
LAGEMAAT RACING KTM

1	2:20.837	44.447	36.422	33.131	26.837	2:20.837
2	2:20.353 B	37.815	36.361	36.593	29.584	4:41.190
3	16:26.763	...	35.961	33.239	22.662	21:07.951
4	2:04.950	35.261	34.585	32.685	22.419	23:12.901
5	2:04.022	34.972	34.144	32.557	22.349	25:16.923
6	2:07.322	35.364	35.434	33.793	22.731	27:24.245
7	2:04.360	35.233	34.560	32.336	22.231	29:28.605
8	2:11.140 B	34.713	34.590	33.255	28.582	31:39.745
9	7:18.697	5:41.363	40.373	33.781	23.180	38:58.442
10	2:03.474	34.823	34.226	32.367	22.058	41:01.916
11	2:02.920	34.580	34.338	31.899	22.103	43:04.836
12	2:02.868	34.946	34.133	31.926	21.863	45:07.704
13	2:02.795	34.253	34.613	31.907	22.022	47:10.499
14	2:13.050 B	37.560	35.037	33.062	27.391	49:23.549
15	3:30.326	1:56.234	39.070	32.942	22.080	52:53.875
16	2:04.476	34.645	34.805	32.514	22.512	54:58.351
17	2:06.048	35.325	34.857	33.089	22.777	57:04.399

19 Sasha De Vits BEL
KIEFER RACING DV1 KTM

1	2:20.527	48.713	36.778	32.717	22.319	2:20.527
2	2:14.930 B	36.267	35.481	35.416	27.766	4:35.457
3	16:35.597	...	34.399	32.773	21.747	21:11.052
4	2:02.032	34.506	33.885	32.096	21.545	23:13.084
5	2:01.900	34.477	33.872	31.935	21.616	25:14.984
6	2:01.358	34.111	33.667	32.005	21.575	27:16.342
7	2:02.352	34.271	34.156	32.027	21.898	29:18.694
8	2:01.585	34.239	33.743	31.794	21.809	31:20.279
9	2:01.669	34.398	33.892	31.677	21.702	33:21.948

20 José Julián García García SPA
AGR TEAM KTM

1	2:49.833 B	1:14.275	34.479	32.107	28.972	2:49.833
2	18:18.680	...	34.560	32.242	22.132	21:08.511
3	2:02.568	34.400	33.995	32.078	22.095	23:11.079
4	2:01.067	34.085	33.691	31.533	21.758	25:12.146
5	2:02.896	35.816	33.682	31.466	21.932	27:15.042
6	2:00.786	34.124	33.748	31.273	21.641	29:15.828
7	2:06.438 B	34.376	33.735	32.039	26.288	31:22.266
8	7:09.427	5:35.168	38.854	33.224	22.181	38:31.693
9	2:00.528	34.186	33.571	31.342	21.429	40:32.221
10	2:01.831	34.378	34.119	31.498	21.836	42:34.052
11	2:04.632	34.035	35.531	33.207	21.859	44:38.684
12	2:04.226 B	33.878	33.878	31.568	24.902	46:42.910
13	4:57.521	3:22.114	40.519	32.740	22.148	51:40.431
14	2:00.687	33.996	33.463	31.384	21.844	53:41.118
15	2:00.936	33.870	33.500	31.533	22.033	55:42.054
16	2:01.727	34.267	33.787	31.556	22.117	57:43.781

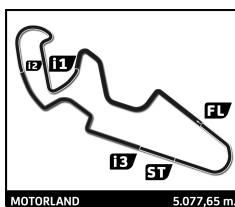
23 Raúl Fernández González SPA
ANGEL NIETO TEAM KTM

1	4:16.505 B	2:25.745	42.371	39.030	29.359	4:16.505
2	16:57.863	...	34.536	32.396	22.058	21:14.366
3	2:00.280	33.888	33.580	31.395	21.417	23:14.646
4	2:00.243	33.747	33.603	31.517	21.376	25:14.889
5	2:05.082 B	33.719	33.913	31.392	26.058	27:19.971
6	6:21.885	4:54.651	33.795	31.808	21.631	33:41.856
7	2:00.388	33.848	33.441	31.371	21.728	35:42.244
8	2:00.670	33.930	33.725	31.371	21.644	37:42.914
9	2:00.600	33.866	33.622	31.377	21.735	39:43.514
10	2:09.008 B	35.463	34.956	32.615	25.974	41:52.522
11	4:53.382 B	3:22.448	33.412	31.726	25.796	46:45.904
12	3:59.540	2:32.666	33.961	31.481	21.342	50:45.354
13	2:16.217	34.143	44.335	33.936	23.803	53:01.571
14	1:59.168	33.493	33.275	31.188	21.212	55:00.739
15	2:07.727	37.630	37.251	31.375	21.471	57:08.466

24 Apiwath Wongthananon THA
VR46 MASTERCAMP TEAM KTM

1	2:48.387 B	1:12.202	35.120	31.813	29.252	2:48.387
2	19:39.103	...	36.462	35.296	24.321	22:27.488
3	2:01.861	34.683	33.919	31.629	21.630	24:29.349
4	2:00.432	34.083	33.594	31.188	21.567	26:29.781
5	2:07.556 B	35.207	34.031	31.766	26.552	28:37.337
6	9:56.501	8:21.818	38.547	34.302	21.834	38:33.838
7	2:00.999	33.980	33.486	31.953	21.580	40:34.837
8	1:59.931	33.627	33.455	31.482	21.367	42:34.768
9	2:01.309	33.855	33.920	31.703	21.831	44:36.077





MOTO3 FIM CEV REPSOL MOTORLAND ARAGÓN Qualifying practice 1

Analysis

Personal Best Session Best B Crossing the finish line in pit lane

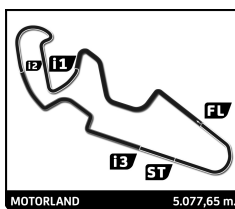
Lap	Time	Sector 1	Sector 2	Sector 3	Sector 4	Elapsed	Lap	Time	Sector 1	Sector 2	Sector 3	Sector 4	Elapsed
10	2:13.479B	35.360	34.600	36.430	27.089	46:49.556	13	1:59.993	33.655	33.429	31.285	21.624	53:59.018
11	6:54.655	5:16.980	38.469	34.804	24.402	53:44.211	14	1:59.893	33.593	33.356	31.202	21.742	55:58.911
12	2:00.540	34.045	33.759	31.275	21.461	55:44.751	15	1:59.910	33.773	33.374	31.146	21.617	57:58.821
13	2:00.206	33.751	33.590	31.270	21.595	57:44.957							

28 Loran Faber							33 Yuki Kunii						
STG DUTCH RACING TEAM							ASIA TALENT TEAM						
HONDA							HONDA						
1	2:13.910	44.515	35.120	32.301	21.974	2:13.910	1	4:16.414B	2:28.804	39.287	36.819	31.504	4:16.414
2	2:23.489B	39.112	37.119	38.082	29.176	4:37.399	2	18:08.604	...	36.742	34.377	23.480	22:25.016
3	16:27.025	...	35.194	32.318	22.023	21:04.422	3	2:04.861	34.622	34.266	32.332	23.641	24:29.877
4	2:04.327	34.874	34.328	32.836	22.289	23:08.749	4	2:01.117	34.115	33.847	31.421	21.734	26:30.994
5	2:02.606	35.083	33.969	31.859	21.695	25:11.355	5	2:02.002	34.117	34.070	32.192	21.623	28:32.996
6	2:01.856	34.631	33.795	31.764	21.666	27:13.211	6	2:00.959	33.902	33.845	31.355	21.857	30:33.955
7	2:01.742	34.372	33.897	31.743	21.730	29:14.953	7	2:08.274B	35.828	34.655	31.884	25.907	32:42.229
8	2:01.965	34.469	33.802	31.783	21.911	31:16.918	8	5:50.821	4:18.912	37.376	32.638	21.895	38:33.050
9	2:10.658B	34.913	34.592	32.327	28.826	33:27.576	9	2:00.416	33.981	33.474	31.332	21.629	40:33.466
10	5:32.449	4:02.176	35.364	32.591	22.318	39:00.025	10	2:01.227	33.886	33.876	32.038	21.427	42:34.693
11	2:02.744	34.733	34.004	31.757	22.250	41:02.769	11	2:03.839	33.770	35.343	32.941	21.785	44:38.532
12	2:02.108	34.487	33.814	31.944	21.863	43:04.877	12	2:00.658	33.874	33.837	31.348	21.599	46:39.190
13	2:02.393	34.782	33.975	31.985	21.651	45:07.270	13	2:06.587B	34.468	34.279	31.719	26.121	48:45.777
14	2:07.343B	34.543	34.362	32.246	26.192	47:14.613	14	4:57.934	3:26.017	34.868	33.192	23.857	53:43.711
15	5:05.373	3:30.812	35.019	37.091	22.451	52:19.986	15	2:00.612	33.958	33.829	31.205	21.620	55:44.323
16	2:02.069	34.866	33.908	31.715	21.580	54:22.055	16	2:00.074	33.760	33.566	31.147	21.601	57:44.397
17	2:02.807	34.494	34.393	31.788	22.132	56:24.862							

31 Gerry Salim							34 Thomas Edward Booth-amos						
ASTRA HONDA RACING TEAM							BRITISH TALENT TEAM						
HONDA							HONDA						
1	4:17.871B	2:28.614	39.704	37.331	32.222	4:17.871	1	2:42.870B	58.999	36.746	36.457	30.668	2:42.870
2	17:16.892	...	37.250	34.430	21.885	21:34.761	2	18:40.244	...	36.214	33.548	22.784	21:23.112
3	2:02.314	34.679	34.122	31.777	21.736	23:37.075	3	2:03.609	34.554	34.433	32.251	22.371	23:26.721
4	2:01.591	34.109	33.938	31.714	21.830	25:38.666	4	2:03.003	34.868	34.088	31.992	22.055	25:29.724
5	2:01.848	34.209	34.026	31.752	21.861	27:40.514	5	2:03.097	34.431	34.077	31.984	22.705	27:32.821
6	2:11.568B	35.392	34.774	32.734	28.668	29:52.082	6	2:02.868	34.451	34.159	31.973	22.285	29:35.689
7	8:39.789	7:06.781	37.327	33.776	21.905	38:31.871	7	2:15.220B	34.516	34.111	40.694	25.899	31:50.909
8	2:00.506	34.206	33.615	31.378	21.307	40:32.377	8	6:41.240	5:08.407	36.961	33.576	22.296	38:32.149
9	2:02.454	34.379	34.227	32.208	21.640	42:34.831	9	2:03.026	34.549	34.266	32.360	21.851	40:35.175
10	2:01.686	33.963	34.197	31.928	21.598	44:36.517	10	2:03.469	34.780	34.482	32.109	22.098	42:38.644
11	2:14.933B	35.226	35.689	32.517	31.501	46:51.450	11	2:02.608	34.269	34.245	32.037	22.057	44:41.252
12	4:50.676	3:13.454	40.157	34.096	22.969	51:42.126	12	2:06.281B	34.515	34.192	31.972	25.602	46:47.533
13	2:01.894	34.233	33.976	31.667	22.018	53:44.020	13	5:32.184	3:51.672	37.699	40.226	22.587	52:19.717
14	2:02.134	34.378	34.028	31.952	21.776	55:46.154	14	2:02.268	34.994	33.941	31.669	21.664	54:21.985
15	2:03.689	34.672	34.560	32.276	22.181	57:49.843	15	2:01.149	33.894	33.646	31.510	22.099	56:23.134
							16	2:06.409	34.411	34.024	35.045	22.929	58:29.543

32 Ai Ogura							35 Somkiat Chantra						
ASIA TALENT TEAM							AP HONDA RACING TEAM						
HONDA							HONDA						
1	4:15.409B	2:28.244	38.761	37.579	30.825	4:15.409	1	2:50.051B	1:14.060	34.356	32.174	29.461	2:50.051
2	18:11.942	...	36.836	35.461	24.264	22:27.349	2	18:26.183	...	34.214	32.511	21.931	21:16.232
3	2:01.934	34.639	33.903	31.597	21.795	24:29.283	3	2:11.298	33.953	43.162	32.293	21.890	23:27.530
4	2:00.579	33.960	33.546	31.331	21.742	26:29.862	4	2:00.607	33.916	33.623	31.519	21.549	25:28.137
5	2:06.930B	35.014	34.059	31.622	26.235	28:36.792	5	2:00.543	33.917	33.419	31.520	21.687	27:28.680
6	7:51.869	6:21.825	35.637	32.270	22.137	36:28.661	6	2:07.737B	34.878	34.337	32.322	26.200	29:36.417
7	2:03.068	34.553	34.269	32.213	22.033	38:31.729	7	8:57.601	7:20.866	41.064	34.182	21.489	38:34.018
8	2:00.297	33.755	33.444	31.306	21.792	40:32.026	8	2:00.190	34.061	33.262	31.278	21.589	40:34.208
9	2:07.261B	34.462	34.304	32.344	26.151	42:39.287	9	1:59.711	33.530	33.256	31.428	21.497	42:33.919
10	5:18.228	3:49.851	34.542	31.815	22.020	47:57.515	10	2:05.372	38.424	33.622	31.658	21.668	44:39.291
11	2:01.127	33.978	33.512	31.593	22.044	49:58.642	11	2:07.334B	34.048	33.481	31.526	28.279	46:46.625
12	2:00.383	33.811	33.656	31.257	21.659	51:59.025	12	4:55.597	3:20.460	41.565	31.748	21.824	51:42.222
							13	2:00.185	33.858	33.446	31.487	21.394	53:42.407





MOTO3 FIM CEV REPSOL MOTORLAND ARAGÓN Qualifying practice 1

Analysis

Personal Best Session Best B Crossing the finish line in pit lane

Table with 7 columns: Lap, Time, Sector 1, Sector 2, Sector 3, Sector 4, Elapsed. Rows 14 and 15.

Table with 7 columns: Lap, Time, Sector 1, Sector 2, Sector 3, Sector 4, Elapsed. Rows 14, 15, and 16.

Driver 36 Izam Ikmal MAL. Table with 7 columns: Lap, Time, Sector 1, Sector 2, Sector 3, Sector 4, Elapsed. Rows 1-16.

Driver 43 Simon Jespersen DEN. Table with 7 columns: Lap, Time, Sector 1, Sector 2, Sector 3, Sector 4, Elapsed. Rows 1-16.

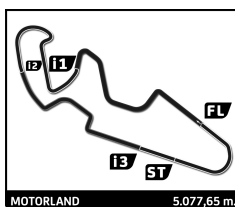
Driver 37 Pedro Acosta Sánchez SPA. Table with 7 columns: Lap, Time, Sector 1, Sector 2, Sector 3, Sector 4, Elapsed. Rows 1-17.

Driver 44 Kevin Orgis GER. Table with 7 columns: Lap, Time, Sector 1, Sector 2, Sector 3, Sector 4, Elapsed. Rows 1-17.

Driver 41 Marc García Ferrandiz SPA. Table with 7 columns: Lap, Time, Sector 1, Sector 2, Sector 3, Sector 4, Elapsed. Rows 1-13.

Driver 45 Leon Orgis GER. Table with 7 columns: Lap, Time, Sector 1, Sector 2, Sector 3, Sector 4, Elapsed. Rows 1-12.





MOTO3 FIM CEV REPSOL MOTORLAND ARAGÓN Qualifying practice 1

Analysis

Personal Best Session Best B Crossing the finish line in pit lane

Table with 7 columns: Lap, Time, Sector 1, Sector 2, Sector 3, Sector 4, Elapsed. Rows 13 and 14.

Table for rider 52 Jeremy Alcoba Ferrer. Includes rider name, team, bike, and lap data (1-16).

Table for rider 53 Deniz Öncü. Includes rider name, team, bike, and lap data (1-15).

Table for rider 55 Yari Montella. Includes rider name, team, bike, and lap data (1-15).

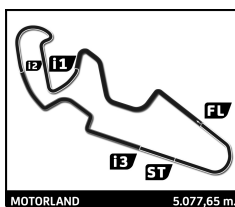
Table for rider 61 Can Öncü. Includes rider name, team, bike, and lap data (1-15).

Table for rider 66 Adrián Huertas del Olmo. Includes rider name, team, bike, and lap data (1-15).

Table for rider 67 Gerard Riu I Malé. Includes rider name, team, bike, and lap data (1-10).

Table for rider 71 Riccardo Rossi. Includes rider name, team, bike, and lap data (1-5).





MOTO3 FIM CEV REPSOL MOTORLAND ARAGON Qualifying practice 1

Analysis

Personal Best Session Best B Crossing the finish line in pit lane

Table with 13 columns: Lap, Time, Sector 1, Sector 2, Sector 3, Sector 4, Elapsed. Rows 6-13 showing lap times for various riders.

Rider profile for Maximilian Kofler (73), AUT, KRP, KTM. Table with 7 columns: Lap, Time, Sector 1, Sector 2, Sector 3, Sector 4, Elapsed. Rows 1-15.

Rider profile for Makar Yurchenko (76), KAZ, MAX RACING TEAM, KTM. Table with 7 columns: Lap, Time, Sector 1, Sector 2, Sector 3, Sector 4, Elapsed. Rows 1-15.

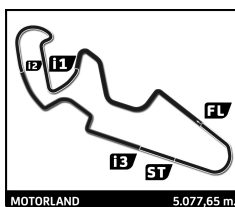
Rider profile for Aleix Viu Cotoli (81), SPA, MARINELLI SNIPER TEAM, HONDA. Table with 7 columns: Lap, Time, Sector 1, Sector 2, Sector 3, Sector 4, Elapsed. Rows 1-10.

Rider profile for Meikon Yuji Kawakami (83), BRA, LAGLISSE ACADEMY, HUSQVARNA. Table with 7 columns: Lap, Time, Sector 1, Sector 2, Sector 3, Sector 4, Elapsed. Rows 1-15.

Rider profile for Charlie Andrew Nesbitt (86), GBR, JUNIOR TEAM ESTRELLA GALICIA, HONDA. Table with 7 columns: Lap, Time, Sector 1, Sector 2, Sector 3, Sector 4, Elapsed. Rows 1-16.

Rider profile for Bruno Ieraci (88), ITA, SIC58 SQUADRA CORSE, HONDA. Table with 7 columns: Lap, Time, Sector 1, Sector 2, Sector 3, Sector 4, Elapsed. Rows 1-12.





MOTO3

FIM CEV REPSOL MOTORLAND ARAGÓN

Qualifying practice 1

Analysis

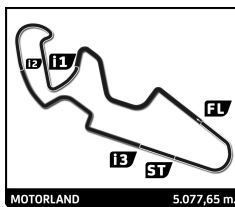
■ Personal Best ■ Session Best B Crossing the finish line in pit lane

Lap	Time	Sector 1	Sector 2	Sector 3	Sector 4	Elapsed	Lap	Time	Sector 1	Sector 2	Sector 3	Sector 4	Elapsed
13	1:59.986	33.652	33.611	31.201	21.522	53:59.161							
14	2:00.310	33.838	33.578	31.279	21.615	55:59.471							
15	1:59.500	33.625	33.285	31.143	21.447	57:58.971							

96 Manuel Pagliani								ITA					
LEOPARD JUNIOR								HONDA					
1	4:20.019B	2:34.999	37.960	37.418	29.642	4:20.019							
2	18:11.151	...	36.669	33.746	21.873	22:31.168							
3	2:00.258	33.909	33.523	31.301	21.525	24:31.426							
4	1:59.624	33.655	33.429	31.192	21.348	26:31.050							
5	1:59.916	33.549	33.475	31.379	21.513	28:30.966							
6	2:11.554B	35.032	35.456	33.489	27.577	30:42.520							
7	10:51.004	9:19.749	36.192	32.311	22.752	41:33.524							
8	1:59.642	33.631	33.225	31.265	21.521	43:33.166							
9	1:59.609	33.512	33.354	31.257	21.486	45:32.775							
10	1:59.284	33.412	33.272	31.132	21.468	47:32.059							
11	2:04.461B	34.152	33.935	31.672	24.702	49:36.520							
12	3:32.904	2:01.106	34.737	34.106	22.955	53:09.424							
13	1:59.348	33.538	33.239	31.132	21.439	55:08.772							
14	1:59.248	33.310	33.391	31.244	21.303	57:08.020							

99 Carlos Tatay Vila								SPA					
REALE AVINTIA ACADEMY77								KTM					
1	2:48.667B	1:10.327	36.925	32.446	28.969	2:48.667							
2	18:45.655	...	37.159	33.094	21.968	21:34.320							
3	2:01.814	34.491	33.871	31.735	21.717	23:36.134							
4	2:00.736	34.084	33.696	31.318	21.638	25:36.870							
5	2:00.651	33.939	33.680	31.368	21.664	27:37.521							
6	2:07.033B	33.888	33.706	32.465	26.974	29:44.554							
7	8:47.254	7:15.179	36.198	33.198	22.679	38:31.808							
8	2:00.211	33.925	33.567	31.360	21.359	40:32.019							
9	2:00.378	34.066	33.443	31.330	21.539	42:32.397							
10	2:03.914	34.568	34.889	32.087	22.370	44:36.311							
11	2:07.769B	34.557	34.161	31.829	27.222	46:44.080							
12	6:10.551	4:33.970	37.932	37.166	21.483	52:54.631							
13	2:00.257	33.881	33.585	31.283	21.508	54:54.888							
14	2:00.364	33.760	33.687	31.499	21.418	56:55.252							





MOTO3

FIM CEV REPSOL MOTORLAND ARAGÓN

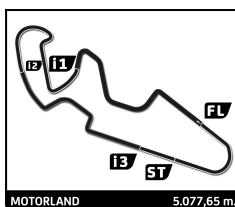
Qualifying practice 1

Analysis

Personal Best Session Best B Crossing the finish line in pit lane

Lap	Time	Sector 1	Sector 2	Sector 3	Sector 4	Elapsed	Lap	Time	Sector 1	Sector 2	Sector 3	Sector 4	Elapsed		
5	Alex Toledo Romero SPA							7	2:01.952	33.878	34.793	31.497	21.784	29:07.798	
	CUNA DE CAMPEONES							8	2:05.015 B	33.947	33.581	31.372	26.115	31:12.813	
	MIR RACING KTM							9	5:16.259	<u>3:44.151</u>	<u>38.106</u>	32.168	21.834	36:29.072	
1	2:14.118	<u>44.088</u>	35.310	32.437	22.283	2:14.118	10	2:06.258	34.358	34.826	33.801	23.273	38:35.330		
2	2:20.693 B	<u>38.463</u>	36.574	<u>38.354</u>	<u>27.302</u>	4:34.811	11	2:00.407	34.056	33.554	31.296	21.501	40:35.737		
3	16:29.751	...	35.192	32.646	21.991	21:04.560	12	2:08.485 B	35.066	34.289	31.766	<u>27.364</u>	42:44.222		
4	2:04.136	35.024	34.460	32.426	22.226	23:08.696	13	6:00.036	<u>4:32.503</u>	34.535	31.516	21.482	48:44.258		
5	2:02.270	34.469	34.103	31.734	21.964	25:10.966	14	2:00.177	34.028	33.446	31.289	21.414	50:44.435		
6	2:02.255	34.409	33.997	31.721	22.128	27:13.221	15	2:16.523	34.922	<u>46.111</u>	33.333	22.157	53:00.958		
7	2:03.969	35.325	34.786	31.919	21.939	29:17.190	16	1:59.604	33.743	33.285	31.232	21.344	55:00.562		
8	2:02.125	34.624	33.970	31.652	21.879	31:19.315	17	2:10.718	<u>37.176</u>	<u>40.290</u>	31.586	21.666	57:11.280		
9	2:06.614 B	34.390	34.006	31.838	<u>26.380</u>	33:25.929									
10	11:11.115	<u>9:41.885</u>	35.233	32.203	21.794	44:37.044									
11	2:03.602	34.819	34.529	32.328	21.926	46:40.646									
12	2:01.493	34.283	33.822	31.498	21.890	48:42.139									
13	2:03.087	35.137	34.537	31.567	21.846	50:45.226									
14	2:07.042	34.385	<u>39.326</u>	31.542	21.789	52:52.268									
15	2:01.847	34.670	33.851	31.400	21.926	54:54.115									
16	2:01.704	34.218	34.092	31.618	21.776	56:55.819									
7	Barry Baltus BEL							12	Filip Salac CZE						
	REALE AVINTIA ACADEMY77								CZECH TALENT TEAM CUNA DE CA						
	KTM								KTM						
1	2:45.927 B	<u>1:10.159</u>	36.299	31.967	<u>27.502</u>	2:45.927	1	2:50.175 B	<u>1:12.586</u>	35.225	32.833	<u>29.531</u>	2:50.175		
2	18:35.896	...	34.426	32.485	22.486	21:21.821	2	18:24.280	...	34.626	32.252	22.066	21:14.453		
3	2:01.846	34.767	33.990	31.425	21.664	23:23.667	3	2:00.626	33.996	33.579	31.365	21.686	23:15.079		
4	2:00.580	33.904	33.665	31.309	21.702	25:24.247	4	2:00.215	33.751	33.403	31.628	21.433	25:15.294		
5	2:00.791	33.950	33.725	31.464	21.652	27:25.038	5	2:04.783 B	33.716	33.703	31.612	<u>25.752</u>	27:20.077		
6	2:28.917 B	34.352	34.237	<u>53.041</u>	<u>27.287</u>	29:53.955	6	5:50.042	<u>4:08.331</u>	<u>37.936</u>	<u>40.975</u>	22.800	33:10.119		
7	11:37.922	...	35.027	31.848	22.380	41:31.877	7	2:02.362	34.564	34.133	31.575	22.090	35:12.481		
8	2:01.634	34.460	33.744	31.535	21.895	43:33.511	8	2:01.718	34.429	33.888	31.369	22.032	37:14.199		
9	2:00.294	33.744	33.567	31.353	21.630	45:33.805	9	2:12.584 B	<u>37.511</u>	35.175	33.294	<u>26.604</u>	39:26.783		
10	2:01.470	34.089	33.653	31.586	22.142	47:35.275	10	8:06.014	<u>6:17.300</u>	<u>43.785</u>	<u>38.087</u>	<u>26.842</u>	47:32.797		
11	2:05.245 B	34.367	33.915	31.666	<u>25.297</u>	49:40.520	11	2:32.245 B	<u>45.962</u>	<u>42.652</u>	<u>36.755</u>	<u>26.876</u>	50:05.042		
12	6:19.475	<u>4:52.598</u>	34.247	31.144	21.486	55:59.995	12	4:56.379	<u>3:27.032</u>	35.501	32.205	21.641	55:01.421		
13	1:59.013	33.583	33.263	30.910	21.257	57:59.008	13	2:07.183	33.993	35.592	<u>35.242</u>	22.356	57:08.604		
8	Angel Lorente Molina SPA							13	Celestino Vietti Ramus ITA						
	CUNA DE CAMPEONES								SKY JUNIOR TEAM VR46 RIDERS A						
	KTM								KTM						
1	2:13.308	<u>43.710</u>	35.107	32.273	22.218	2:13.308	1	3:12.341 B	<u>1:27.198</u>	<u>37.277</u>	<u>36.429</u>	<u>31.437</u>	3:12.341		
2	2:22.509 B	<u>38.920</u>	36.956	38.176	<u>28.457</u>	4:35.817	2	18:10.449	...	<u>37.366</u>	32.643	22.739	21:22.788		
3	30:16.570 B	...	34.936	34:52.385	3	2:00.695	33.891	33.834	31.127	21.843	23:23.483		
4	9:44.021	<u>8:14.388</u>	35.645	32.165	21.823	44:36.406	4	2:00.204	33.902	33.556	31.088	21.658	25:23.687		
5	2:02.974	34.935	34.261	31.913	21.865	46:39.380	5	2:00.422	33.617	33.729	31.223	21.853	27:24.109		
6	2:02.488	34.449	34.245	31.752	22.042	48:41.868	6	2:00.687	34.050	33.664	31.156	21.817	29:24.796		
7	2:04.146	35.543	35.178	31.764	21.661	50:46.014	7	2:11.702 B	35.355	<u>38.563</u>	32.466	<u>25.318</u>	31:36.498		
8	2:06.455	34.478	<u>38.225</u>	32.059	21.693	52:52.469	8	6:53.790	<u>5:21.408</u>	36.126	33.877	22.379	38:30.288		
9	2:05.451	34.668	34.910	32.374	23.499	54:57.920	9	2:00.281	33.987	33.419	31.128	21.747	40:30.569		
10	2:06.352	35.772	37.010	31.664	21.906	57:04.272	10	2:00.344	33.916	33.510	31.135	21.783	42:30.913		
11	Sergio Garcia Dols SPA							15	Iván Miralles Rodríguez SPA						
	JUNIOR TEAM ESTRELLA GALICIA (CUNA DE CAMPEONES						
	HONDA								KTM						
1	2:26.755	<u>50.831</u>	35.006	<u>35.051</u>	<u>25.867</u>	2:26.755	1	2:20.957	<u>46.527</u>	36.180	33.363	<u>24.887</u>	2:20.957		
2	2:24.052 B	36.690	<u>37.191</u>	<u>41.037</u>	<u>29.134</u>	4:50.807	2	2:15.620 B	36.146	35.751	<u>35.396</u>	<u>28.327</u>	4:36.577		
3	16:12.929	...	34.775	32.133	21.730	21:03.734	3	16:29.381	...	35.083	32.598	22.061	21:05.956		
4	2:00.973	34.007	33.641	31.637	21.688	23:04.707	4	2:06.854	34.895	34.693	34.281	22.985	23:12.810		
5	2:00.509	33.808	33.650	31.372	21.679	25:05.216	5	2:08.760 B	34.611	34.411	32.753	<u>26.985</u>	25:21.570		
6	2:00.630	33.957	33.641	31.326	21.706	27:05.846	6	2:06.429	<u>4:55.153</u>	34.794	32.851	23.631	31:47.999		
							7	2:03.281	34.788	34.418	31.802	22.273	33:51.280		
							8	2:09.654 B	34.830	34.254	31.978	<u>28.592</u>	36:00.934		
							9	8:33.661	<u>7:04.853</u>	34.579	31.992	22.237	44:34.595		





MOTO3

FIM CEV REPSOL MOTORLAND ARAGÓN

Qualifying practice 1

Analysis

■ Personal Best ■ Session Best B Crossing the finish line in pit lane

Lap	Time	Sector 1	Sector 2	Sector 3	Sector 4	Elapsed	Lap	Time	Sector 1	Sector 2	Sector 3	Sector 4	Elapsed
10	2:03.058	34.651	34.175	31.989	22.243	46:37.653	10	2:08.314 B	35.383	34.637	32.303	<u>25.991</u>	35:30.262
11	2:02.661	34.510	34.156	31.781	22.214	48:40.314	11	4:48.755	<u>3:13.718</u>	38.835	33.837	22.365	40:19.017
12	2:02.847	34.571	34.263	31.769	22.244	50:43.161	12	2:07.708 B	35.311	34.507	32.315	<u>25.575</u>	42:26.725
13	2:09.671	35.297	36.028	<u>36.075</u>	22.271	52:52.832	13	6:38.120	<u>5:08.667</u>	35.024	32.304	22.125	49:04.845
14	2:04.981	34.503	34.829	<u>32.271</u>	23.378	54:57.813	14	2:02.815	<u>34.878</u>	34.134	31.798	22.005	51:07.660
15	2:03.869	35.812	34.258	31.627	22.172	57:01.682	15	2:03.401	35.336	34.130	31.880	22.055	53:11.061

16 Alex Ruiz Carranza SPA
 ANGEL NIETO TEAM KTM

1	2:23.591	<u>51.610</u>	34.874	33.648	23.459	2:23.591
2	2:26.148 B	<u>38.435</u>	36.388	<u>39.529</u>	<u>31.796</u>	4:49.739
3	16:16.020	...	34.893	32.397	22.091	21:05.757
4	2:02.824	34.813	34.038	31.912	22.061	23:08.581
5	2:02.412	34.794	34.076	31.860	21.682	25:10.993
6	2:02.016	34.523	33.990	31.638	21.865	27:13.009
7	2:01.526	34.242	33.943	31.496	21.845	29:14.535
8	2:01.454	34.387	33.808	31.404	21.855	31:15.989
9	2:13.459 B	<u>38.559</u>	36.489	31.808	<u>26.603</u>	33:29.448
10	6:45.689	<u>5:03.708</u>	<u>39.152</u>	<u>40.454</u>	22.375	40:15.137
11	2:02.935	34.828	34.212	31.760	22.135	42:18.072
12	2:09.435 B	35.564	35.072	31.918	<u>26.881</u>	44:27.507
13	6:20.288	<u>4:52.512</u>	34.516	31.578	21.682	50:47.795
14	2:04.554	34.612	36.187	32.266	21.489	52:52.349
15	2:01.365	34.228	33.782	31.442	21.913	54:53.714
16	2:01.792	34.500	34.002	31.445	21.845	56:55.506

18 Ryan Van De Lagemaat NED
 LAGEMAAT RACING KTM

1	2:20.837	<u>44.447</u>	36.422	33.131	<u>26.837</u>	2:20.837
2	2:20.353 B	<u>37.815</u>	36.361	<u>36.593</u>	<u>29.584</u>	4:41.190
3	16:26.763	...	35.961	33.239	22.662	21:07.951
4	2:04.950	35.261	34.585	32.685	22.419	23:12.901
5	2:04.022	34.972	34.144	32.557	22.349	25:16.923
6	2:07.322	35.364	35.434	33.793	22.731	27:24.245
7	2:04.360	35.233	34.560	32.336	22.231	29:28.605
8	2:11.140 B	34.713	34.590	33.255	<u>28.582</u>	31:39.745
9	7:18.697	<u>5:41.363</u>	<u>40.373</u>	33.781	23.180	38:58.442
10	2:03.474	34.823	34.226	32.367	22.058	41:01.916
11	2:02.920	34.580	34.338	31.899	22.103	43:04.836
12	2:02.868	34.946	34.133	31.926	21.863	45:07.704
13	2:02.795	34.253	34.613	31.907	22.022	47:10.499
14	2:13.050 B	37.560	35.037	33.062	<u>27.391</u>	49:23.549
15	3:30.326	<u>1:56.234</u>	<u>39.070</u>	32.942	22.080	52:53.875
16	2:04.476	34.645	34.805	32.514	22.512	54:58.351
17	2:06.048	35.325	34.857	33.089	22.777	57:04.399

19 Sasha De Vits BEL
 KIEFER RACING DV1 KTM

1	2:20.527	<u>48.713</u>	36.778	32.717	22.319	2:20.527
2	2:14.930 B	36.267	35.481	<u>35.416</u>	<u>27.766</u>	4:35.457
3	16:35.597	...	34.399	32.773	21.747	21:11.052
4	2:02.032	34.506	33.885	32.096	21.545	23:13.084
5	2:01.900	34.477	33.872	31.935	21.616	25:14.984
6	2:01.358	34.111	33.667	32.005	21.575	27:16.342
7	2:02.352	34.271	34.156	32.027	21.898	29:18.694
8	2:01.585	34.239	33.743	31.794	21.809	31:20.279
9	2:01.669	34.398	33.892	31.677	21.702	33:21.948

20 José Julián García García SPA
 AGR TEAM KTM

1	2:49.833 B	<u>1:14.275</u>	34.479	32.107	<u>28.972</u>	2:49.833
2	18:18.680	...	34.560	32.242	22.132	21:08.511
3	2:02.568	34.400	33.995	32.078	22.095	23:11.079
4	2:01.067	34.085	33.691	31.533	21.758	25:12.146
5	2:02.896	35.816	33.682	31.466	21.932	27:15.042
6	2:00.786	34.124	33.748	31.273	21.641	29:15.828
7	2:06.438 B	34.376	33.735	32.039	<u>26.288</u>	31:22.266
8	7:09.427	<u>5:35.168</u>	<u>38.854</u>	33.224	22.181	38:31.693
9	2:00.528	34.186	33.571	31.342	21.429	40:32.221
10	2:01.831	34.378	34.119	31.498	21.836	42:34.052
11	2:04.632	34.035	35.531	33.207	21.859	44:38.684
12	2:04.226 B	33.878	33.878	31.568	<u>24.902</u>	46:42.910
13	4:57.521	<u>3:22.114</u>	<u>40.519</u>	32.740	22.148	51:40.431
14	2:00.687	33.996	33.463	31.384	21.844	53:41.118
15	2:00.936	33.870	33.500	31.533	22.033	55:42.054
16	2:01.727	34.267	33.787	31.556	22.117	57:43.781

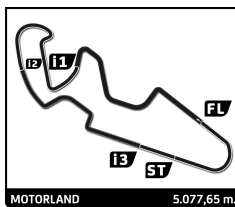
23 Raúl Fernández González SPA
 ANGEL NIETO TEAM KTM

1	4:16.505 B	<u>2:25.745</u>	<u>42.371</u>	<u>39.030</u>	<u>29.359</u>	4:16.505
2	16:57.863	...	34.536	32.396	22.058	21:14.366
3	2:00.280	33.888	33.580	31.395	21.417	23:14.646
4	2:00.243	33.747	33.603	31.517	21.376	25:14.889
5	2:05.082 B	33.719	33.913	31.392	<u>26.058</u>	27:19.971
6	6:21.885	<u>4:54.651</u>	33.795	31.808	21.631	33:41.856
7	2:00.388	33.848	33.441	31.371	21.728	35:42.244
8	2:00.670	33.930	33.725	31.371	21.644	37:42.914
9	2:00.600	33.866	33.622	31.377	21.735	39:43.514
10	2:09.008 B	35.463	34.956	32.615	<u>25.974</u>	41:52.522
11	4:53.382 B	<u>3:22.448</u>	33.412	31.726	<u>25.796</u>	46:45.904
12	3:59.450	<u>2:32.666</u>	33.961	31.481	21.342	50:45.354
13	2:16.217	34.143	<u>44.335</u>	33.936	<u>23.803</u>	53:01.571
14	1:59.168	33.493	33.275	31.188	21.212	55:00.739
15	2:07.727	<u>37.630</u>	<u>37.251</u>	31.375	21.471	57:08.466

24 Apiwath Wongthananon THA
 VR46 MASTERCAMP TEAM KTM

1	2:48.387 B	<u>1:12.202</u>	35.120	31.813	<u>29.252</u>	2:48.387
2	19:39.103	...	36.462	<u>35.296</u>	<u>24.321</u>	22:27.488
3	2:01.861	34.683	33.919	31.629	21.630	24:29.349
4	2:00.432	34.083	33.594	31.188	21.567	26:29.781
5	2:07.556 B	35.207	34.031	31.766	<u>26.552</u>	28:37.337
6	9:56.501	<u>8:21.818</u>	<u>38.547</u>	34.302	21.834	38:33.838
7	2:00.999	33.980	33.486	31.953	21.580	40:34.837
8	1:59.931	33.627	33.455	31.482	21.367	42:34.768
9	2:01.309	33.855	33.920	31.703	21.831	44:36.077





MOTO3 FIM CEV REPSOL MOTORLAND ARAGON Qualifying practice 1

Analysis

Personal Best Session Best B Crossing the finish line in pit lane

Table with 13 columns: Lap, Time, Sector 1, Sector 2, Sector 3, Sector 4, Elapsed. Rows 10-13 and 13-15.

28 Loran Faber NED STG DUTCH RACING TEAM HONDA

Table with 7 columns: Lap, Time, Sector 1, Sector 2, Sector 3, Sector 4, Elapsed. Rows 1-17.

31 Gerry Salim INA ASTRA HONDA RACING TEAM HONDA

Table with 7 columns: Lap, Time, Sector 1, Sector 2, Sector 3, Sector 4, Elapsed. Rows 1-15.

32 Ai Ogura JPN ASIA TALENT TEAM HONDA

Table with 7 columns: Lap, Time, Sector 1, Sector 2, Sector 3, Sector 4, Elapsed. Rows 1-12.

33 Yuki Kunii JPN ASIA TALENT TEAM HONDA

Table with 7 columns: Lap, Time, Sector 1, Sector 2, Sector 3, Sector 4, Elapsed. Rows 1-16.

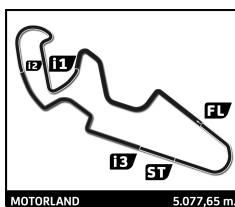
34 Thomas Edward Booth-amos GBR BRITISH TALENT TEAM HONDA

Table with 7 columns: Lap, Time, Sector 1, Sector 2, Sector 3, Sector 4, Elapsed. Rows 1-16.

35 Somkiat Chantra THA AP HONDA RACING TEAM HONDA

Table with 7 columns: Lap, Time, Sector 1, Sector 2, Sector 3, Sector 4, Elapsed. Rows 1-13.





MOTO3

FIM CEV REPSOL MOTORLAND ARAGÓN

Qualifying practice 1

Analysis

■ Personal Best ■ Session Best B Crossing the finish line in pit lane

Lap	Time	Sector 1	Sector 2	Sector 3	Sector 4	Elapsed	Lap	Time	Sector 1	Sector 2	Sector 3	Sector 4	Elapsed
14	1:59.802	33.787	33.289	31.152	21.574	55:42.209	14	2:00.436	33.969	33.564	31.208	21.695	54:24.314
15	2:03.990	34.371	36.387	31.618	21.614	57:46.199	15	2:00.056	33.751	33.327	31.368	21.610	56:24.370
							16	2:00.106	33.765	33.440	31.212	21.689	58:24.476

36	Izam Ikmal	MAL					
	PETRONAS SPRINTA SIC JUNIOR T	HONDA					
1	3:45.926	B	<u>2:02.167</u>	<u>38.899</u>	<u>35.705</u>	<u>29.155</u>	3:45.926
2	18:40.376	...	<u>39.205</u>	<u>36.090</u>	<u>24.617</u>	22:26.300	
3	2:07.225	36.331	35.242	33.646	22.006	24:33.525	
4	2:01.330	34.064	33.782	31.707	21.777	26:34.855	
5	2:01.795	34.190	33.921	31.736	21.948	28:36.650	
6	2:10.675	B	35.158	34.857	33.141	<u>27.519</u>	30:47.325
7	6:20.379	<u>4:52.297</u>	34.255	31.582	22.245	37:07.704	
8	2:01.343	34.222	33.750	31.405	21.966	39:09.047	
9	2:01.730	34.086	33.841	31.634	22.169	41:10.777	
10	2:04.721	35.197	34.294	32.067	23.163	43:15.498	
11	2:12.917	B	35.630	35.562	33.947	<u>27.778</u>	45:28.415
12	4:10.426	<u>2:34.425</u>	<u>38.816</u>	33.776	23.409	49:38.841	
13	2:02.187	34.327	34.104	31.782	21.974	51:41.028	
14	2:02.118	34.102	34.418	31.695	21.903	53:43.146	
15	2:03.331	34.638	34.418	32.127	22.148	55:46.477	
16	2:03.315	34.714	34.137	32.198	22.266	57:49.792	

37	Pedro Acosta Sánchez	SPA					
	SWISS INNOVATIVE INVESTORS JL	KTM					
1	2:46.116	B	<u>1:09.193</u>	<u>37.190</u>	31.776	<u>27.957</u>	2:46.116
2	19:41.847	...	<u>42.984</u>	<u>44.260</u>	<u>23.557</u>	22:27.961	
3	2:02.278	34.702	34.082	31.518	21.976	24:30.239	
4	2:01.703	34.681	34.061	31.624	21.337	26:31.942	
5	2:00.679	33.884	33.503	31.503	21.789	28:32.621	
6	2:02.390	35.332	33.922	31.412	21.724	30:35.011	
7	2:01.355	34.136	34.011	31.436	21.772	32:36.366	
8	2:06.718	B	34.641	34.519	31.746	<u>25.812</u>	34:43.084
9	6:53.759	<u>5:25.698</u>	34.758	31.515	21.788	41:36.843	
10	2:00.353	33.859	33.724	31.201	21.569	43:37.196	
11	2:00.553	33.932	33.652	31.252	21.717	45:37.749	
12	2:01.010	34.104	33.862	31.337	21.707	47:38.759	
13	2:01.091	34.006	33.843	31.384	21.858	49:39.850	
14	2:00.907	34.017	33.886	31.523	21.481	51:40.757	
15	2:05.607	33.958	33.422	36.500	21.727	53:46.364	
16	2:00.365	33.875	33.773	31.307	21.410	55:46.729	
17	2:02.209	34.322	34.172	32.085	21.630	57:48.938	

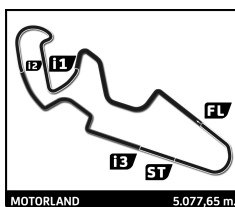
41	Marc García Ferrandiz	SPA					
	MAX RACING TEAM	KTM					
1	3:44.439	B	<u>1:52.508</u>	<u>41.430</u>	<u>42.195</u>	<u>28.306</u>	3:44.439
2	18:08.984	...	35.043	32.562	22.201	21:53.421	
3	2:02.501	34.782	34.009	31.675	22.035	23:55.922	
4	2:02.565	34.403	33.835	31.985	22.342	25:58.487	
5	2:00.635	34.008	33.647	31.232	21.748	27:59.122	
6	2:01.051	34.060	33.769	31.383	21.839	30:00.173	
7	2:07.432	B	34.400	34.332	31.956	<u>26.744</u>	32:07.605
8	6:54.529	<u>5:20.752</u>	35.037	<u>34.545</u>	<u>24.195</u>	39:02.134	
9	2:00.448	33.911	33.465	31.331	21.741	41:02.582	
10	2:01.521	34.125	33.748	31.454	22.194	43:04.103	
11	2:00.574	33.876	33.476	31.516	21.706	45:04.677	
12	2:06.075	B	34.355	34.338	31.654	<u>25.728</u>	47:10.752
13	5:13.126	<u>3:34.513</u>	36.116	<u>40.628</u>	21.869	52:23.878	

43	Simon Jespersen	DEN					
	TEAM JESPERSEN	KTM					
1	2:13.071	<u>43.002</u>	35.174	32.580	22.315	2:13.071	
2	2:19.095	B	<u>38.180</u>	36.286	<u>37.325</u>	<u>27.304</u>	4:32.166
3	16:34.342	...	35.197	32.455	21.986	21:06.506	
4	2:02.526	34.451	34.262	32.028	21.785	23:09.032	
5	2:02.695	35.124	34.098	31.726	21.747	25:11.727	
6	2:01.871	34.419	33.952	31.738	21.762	27:13.598	
7	2:02.163	34.507	33.953	31.763	21.940	29:15.761	
8	2:06.408	B	34.662	33.974	31.689	<u>26.083</u>	31:22.169
9	7:35.693	<u>6:02.622</u>	37.030	33.613	22.428	38:57.862	
10	2:02.750	34.817	34.151	31.743	22.039	41:00.612	
11	2:02.758	34.951	33.987	31.767	22.053	43:03.370	
12	2:02.828	34.846	33.987	31.984	22.011	45:06.198	
13	2:06.257	B	34.834	34.092	31.929	<u>25.402</u>	47:12.455
14	5:49.435	<u>4:19.675</u>	34.716	32.854	22.190	53:01.890	
15	2:03.300	34.538	34.226	32.385	22.151	55:05.190	
16	2:04.455	34.772	35.061	32.810	21.812	57:09.645	

44	Kevin Orgis	GER					
	KIEFER RACING	HONDA					
1	2:14.822	<u>44.740</u>	35.621	32.415	22.046	2:14.822	
2	2:23.307	B	<u>39.374</u>	36.707	<u>37.852</u>	<u>29.374</u>	4:38.129
3	16:36.309	...	34.975	33.597	22.397	21:14.436	
4	2:03.811	35.147	34.314	32.253	22.097	23:18.247	
5	2:03.670	34.814	34.259	32.400	22.197	25:21.917	
6	2:02.617	34.972	34.305	31.688	21.652	27:24.534	
7	2:02.162	34.636	34.152	31.523	21.851	29:26.696	
8	2:07.147	B	34.574	34.203	31.961	<u>26.409</u>	31:33.843
9	8:49.673	<u>7:12.530</u>	35.988	<u>38.632</u>	22.523	40:23.516	
10	2:04.673	35.158	34.866	32.172	22.477	42:28.189	
11	2:05.467	35.680	34.988	32.365	22.434	44:33.656	
12	2:03.886	35.203	34.474	31.845	22.364	46:37.542	
13	2:03.358	34.760	34.373	31.921	22.304	48:40.900	
14	2:02.513	34.615	34.223	31.549	22.126	50:43.413	
15	2:12.321	35.538	35.475	<u>39.061</u>	22.247	52:55.734	
16	2:02.399	34.249	33.911	31.710	22.529	54:58.133	
17	2:06.269	35.681	36.770	31.687	22.131	57:04.402	

45	Leon Orgis	GER					
	KIEFER RACING	HONDA					
1	2:15.989	<u>44.993</u>	36.004	32.595	22.397	2:15.989	
2	2:20.945	B	<u>38.670</u>	36.594	<u>37.004</u>	<u>28.677</u>	4:36.934
3	16:34.348	...	34.628	33.289	21.944	21:11.280	
4	2:03.718	34.508	34.171	33.010	22.029	23:14.998	
5	2:03.567	34.605	34.421	32.363	22.178	25:18.565	
6	2:05.735	34.997	35.791	32.721	22.226	27:24.300	
7	2:03.526	34.808	34.485	32.172	22.061	29:27.826	
8	2:03.606	34.677	34.299	32.256	22.374	31:31.432	
9	2:16.839	B	36.414	36.220	<u>36.966</u>	<u>27.239</u>	33:48.271
10	14:39.424	B	...	36.963	<u>37.563</u>	<u>27.466</u>	48:27.695
11	2:20.113	<u>51.115</u>	34.444	32.356	22.198	50:47.808	
12	2:04.232	34.818	34.783	32.700	21.931	52:52.040	





MOTO3 FIM CEV REPSOL MOTORLAND ARAGON Qualifying practice 1

Analysis

Personal Best Session Best B Crossing the finish line in pit lane

Table with 7 columns: Lap, Time, Sector 1, Sector 2, Sector 3, Sector 4, Elapsed. Rows 13 and 14.

Table for rider 52 Jeremy Alcoba Ferrer. Includes rider name, team, bike, and lap data with sector times.

Table for rider 53 Deniz Öncü. Includes rider name, team, bike, and lap data with sector times.

Table for rider 55 Yari Montella. Includes rider name, team, bike, and lap data with sector times.

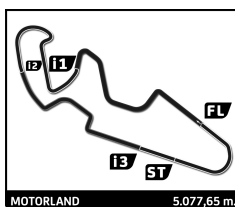
Table for rider 61 Can Öncü. Includes rider name, team, bike, and lap data with sector times.

Table for rider 66 Adrián Huertas del Olmo. Includes rider name, team, bike, and lap data with sector times.

Table for rider 67 Gerard Riu I Malé. Includes rider name, team, bike, and lap data with sector times.

Table for rider 71 Riccardo Rossi. Includes rider name, team, bike, and lap data with sector times.





MOTO3

FIM CEV REPSOL MOTORLAND ARAGÓN

Qualifying practice 1

Analysis

■ Personal Best ■ Session Best B Crossing the finish line in pit lane

Lap	Time	Sector 1	Sector 2	Sector 3	Sector 4	Elapsed	Lap	Time	Sector 1	Sector 2	Sector 3	Sector 4	Elapsed
6	2:11.457 B	35.339	35.304	32.131	<u>28.683</u>	30:43.949	11	6:17.073	<u>4:41.361</u>	<u>38.878</u>	<u>34.236</u>	22.598	49:38.539
7	10:48.264	<u>9:18.534</u>	35.065	32.097	22.568	41:32.213	12	2:00.139	33.853	33.398	31.180	21.708	51:38.678
8	2:01.196	34.224	33.699	31.365	21.908	43:33.409	13	1:59.648	33.690	33.197	31.170	21.591	53:38.326
9	2:00.290	33.714	33.650	31.185	21.741	45:33.699	14	1:59.581	33.573	33.282	31.108	21.618	55:37.907
10	2:08.767 B	35.126	33.987	31.716	<u>27.938</u>	47:42.466	15	1:59.930	33.748	33.426	31.120	21.636	57:37.837
11	5:25.786	<u>3:58.006</u>	34.028	31.751	22.001	53:08.252							
12	2:00.838	34.037	33.713	31.506	21.582	55:09.090							
13	1:59.428	33.481	33.373	31.078	21.496	57:08.518							

73 Maximilian Kofler							AUT						
KRP							KTM						
1	2:48.029 B	<u>1:12.057</u>	35.395	32.393	<u>28.184</u>	2:48.029							
2	18:19.124	...	34.720	32.852	21.901	21:07.151							
3	2:01.740	34.430	33.994	31.798	21.518	23:08.891							
4	2:01.970	34.654	33.926	31.504	21.886	25:10.861							
5	2:01.742	34.376	33.940	31.587	21.839	27:12.603							
6	2:00.750	34.081	33.681	31.314	21.674	29:13.353							
7	2:01.240	34.609	33.625	31.448	21.558	31:14.593							
8	2:06.160 B	34.675	34.101	31.944	<u>25.440</u>	33:20.753							
9	7:15.585	<u>5:44.166</u>	35.680	34.107	21.632	40:36.338							
10	2:02.101	34.214	33.864	32.044	21.979	42:38.439							
11	2:01.069	34.166	33.535	31.604	21.764	44:39.508							
12	2:05.667 B	34.164	33.789	31.584	<u>26.130</u>	46:45.175							
13	4:53.887	<u>3:18.829</u>	36.716	33.419	<u>24.923</u>	51:39.062							
14	2:01.516	34.231	33.583	31.870	21.832	53:40.578							
15	2:01.372	34.173	33.690	31.666	21.843	55:41.950							

76 Makar Yurchenko							KAZ						
MAX RACING TEAM							KTM						
1	3:49.138 B	<u>1:55.403</u>	<u>45.483</u>	<u>38.675</u>	<u>29.577</u>	3:49.138							
2	18:05.133	...	34.627	33.160	22.346	21:54.269							
3	2:03.013	34.002	34.657	32.421	21.933	23:57.282							
4	2:01.008	33.860	33.581	31.496	22.071	25:58.290							
5	2:00.945	33.932	33.651	31.423	21.939	27:59.235							
6	2:10.286 B	34.438	35.102	32.482	<u>28.264</u>	30:09.521							
7	8:51.901	<u>7:20.109</u>	36.187	32.796	22.809	39:01.422							
8	1:59.789	33.607	33.311	31.211	21.660	41:01.211							
9	2:05.974	33.554	33.411	<u>36.898</u>	22.111	43:07.185							
10	1:59.803	33.672	33.145	31.328	21.658	45:06.988							
11	2:00.020	33.645	33.476	31.053	21.846	47:07.008							
12	2:07.929 B	34.155	34.715	32.669	<u>26.390</u>	49:14.937							
13	4:28.568	<u>2:56.571</u>	34.891	33.278	<u>23.828</u>	53:43.505							
14	2:03.055	33.637	35.987	31.588	21.843	55:46.560							
15	2:28.008 B	<u>37.782</u>	<u>41.452</u>	<u>41.457</u>	<u>27.317</u>	58:14.568							

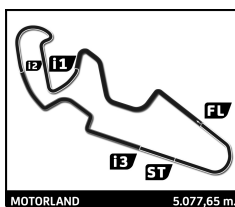
81 Aleix Viu Coto							SPA						
MARINELLI SNIPER TEAM							HONDA						
1	3:44.967 B	<u>2:02.094</u>	<u>38.679</u>	<u>35.710</u>	<u>28.484</u>	3:44.967							
2	18:42.889	...	<u>42.355</u>	<u>34.437</u>	<u>23.936</u>	22:27.854							
3	2:05.506	34.944	34.790	33.851	21.921	24:33.360							
4	2:00.826	34.088	33.603	31.424	21.711	26:34.186							
5	2:00.378	33.987	33.525	31.314	21.552	28:34.564							
6	2:07.787 B	33.861	33.919	32.140	<u>27.867</u>	30:42.351							
7	6:25.237	<u>4:56.690</u>	34.299	32.036	22.212	37:07.588							
8	2:00.782	33.986	33.616	31.390	21.790	39:08.370							
9	2:00.807	34.028	33.594	31.381	21.804	41:09.177							
10	2:12.289 B	34.861	35.471	32.784	<u>29.173</u>	43:21.466							

83 Meikon Yuji Kawakami							BRA						
LAGLISSE ACADEMY							HUSQVARNA						
1	2:50.398 B	<u>1:11.190</u>	36.188	33.088	<u>29.932</u>	2:50.398							
2	19:35.435	...	35.701	<u>34.804</u>	22.740	22:25.831							
3	2:03.498	34.820	34.019	32.224	22.435	24:29.329							
4	2:02.211	34.782	33.891	31.630	21.908	26:31.540							
5	2:01.973	34.512	33.770	31.845	21.846	28:33.513							
6	2:02.010	34.533	33.983	31.574	21.920	30:35.523							
7	2:06.921 B	34.392	34.210	31.967	<u>26.352</u>	32:42.444							
8	4:59.639	<u>3:20.840</u>	35.699	<u>39.286</u>	23.814	37:42.083							
9	2:02.672	34.895	33.922	31.715	22.140	39:44.755							
10	2:02.357	34.302	33.969	31.798	22.288	41:47.112							
11	2:06.983 B	34.985	34.217	32.287	<u>25.494</u>	43:54.095							
12	7:06.374 B	<u>5:33.426</u>	34.955	32.405	<u>25.588</u>	51:00.469							
13	2:41.068	<u>1:09.693</u>	35.419	32.696	23.260	53:41.537							
14	2:02.287	34.360	34.001	31.665	22.261	55:43.824							
15	2:02.015	34.487	33.930	31.585	22.013	57:45.839							

86 Charlie Andrew Nesbitt							GBR						
JUNIOR TEAM ESTRELLA GALICIA (HONDA						
1	2:11.962	<u>42.171</u>	35.088	32.412	22.291	2:11.962							
2	2:22.188 B	<u>38.825</u>	36.820	<u>38.240</u>	<u>28.303</u>	4:34.150							
3	16:36.482	...	34.538	33.371	21.925	21:10.630							
4	2:02.268	34.424	34.104	31.946	21.794	23:12.898							
5	2:01.276	34.298	33.767	31.572	21.639	25:14.174							
6	2:02.273	34.417	33.784	32.318	21.754	27:16.447							
7	2:19.397 B	<u>39.646</u>	<u>39.037</u>	33.500	<u>27.214</u>	29:35.844							
8	9:21.793	<u>7:52.270</u>	35.316	32.113	22.094	38:57.637							
9	2:02.751	34.874	34.025	31.828	22.024	41:00.388							
10	2:01.918	34.737	33.696	31.752	21.733	43:02.306							
11	2:02.428	34.568	34.074	32.162	21.624	45:04.734							
12	2:19.024 B	35.035	<u>44.061</u>	32.485	<u>27.443</u>	47:23.758							
13	4:32.150	<u>3:01.813</u>	35.627	32.520	22.190	51:55.908							
14	2:02.286	34.669	33.832	31.831	21.954	53:58.194							
15	2:01.759	34.666	33.837	31.493	21.763	55:59.953							
16	2:09.879	34.140	35.984	<u>37.279</u>	22.476	58:09.832							

88 Bruno Ieraci							ITA						
SIC58 SQUADRA CORSE							HONDA						
1	2:25.722	<u>53.719</u>	35.171	32.267	<u>24.565</u>	2:25.722							
2	2:31.264 B	<u>39.391</u>	<u>38.667</u>	<u>39.859</u>	<u>33.347</u>	4:56.986							
3	16:13.516	...	34.239	33.265	21.988	21:10.500							
4	2:01.980	34.123	33.852	32.062	21.943	23:12.480							
5	2:00.734	33.927	33.651	31.533	21.623	25:13.214							
6	2:01.765	33.919	33.921	31.627	22.298	27:14.979							
7	2:10.171 B	35.385	34.400	32.396	<u>27.990</u>	29:25.150							
8	11:23.747	<u>9:53.810</u>	35.390	32.335	22.212	40:48.897							
9	2:01.309	34.007	33.788	31.697	21.817	42:50.206							
10	2:01.898	34.181	34.093	31.659	21.965	44:52.104							
11	2:11.882 B	35.729	34.615	32.508	<u>29.030</u>	47:03.986							
12	4:55.189	<u>3:23.454</u>	<u>36.746</u>	32.822	22.167	51:59.175							





MOTO3

FIM CEV REPSOL MOTORLAND ARAGÓN

Qualifying practice 1

Analysis

■ Personal Best ■ Session Best B Crossing the finish line in pit lane

Lap	Time	Sector 1	Sector 2	Sector 3	Sector 4	Elapsed	Lap	Time	Sector 1	Sector 2	Sector 3	Sector 4	Elapsed
13	1:59.986	33.652	33.611	31.201	21.522	53:59.161							
14	2:00.310	33.838	33.578	31.279	21.615	55:59.471							
15	1:59.500	33.625	33.285	31.143	21.447	57:58.971							

96 Manuel Pagliani ITA
 LEOPARD JUNIOR HONDA

1	4:20.019B	2:34.999	37.960	37.418	29.642	4:20.019
2	18:11.151	...	36.669	33.746	21.873	22:31.168
3	2:00.258	33.909	33.523	31.301	21.525	24:31.426
4	1:59.624	33.655	33.429	31.192	21.348	26:31.050
5	1:59.916	33.549	33.475	31.379	21.513	28:30.966
6	2:11.554B	35.032	35.456	33.489	27.577	30:42.520
7	10:51.004	9:19.749	36.192	32.311	22.752	41:33.524
8	1:59.642	33.631	33.225	31.265	21.521	43:33.166
9	1:59.609	33.512	33.354	31.257	21.486	45:32.775
10	1:59.284	33.412	33.272	31.132	21.468	47:32.059
11	2:04.461B	34.152	33.935	31.672	24.702	49:36.520
12	3:32.904	2:01.106	34.737	34.106	22.955	53:09.424
13	1:59.348	33.538	33.239	31.132	21.439	55:08.772
14	1:59.248	33.310	33.391	31.244	21.303	57:08.020

99 Carlos Tatay Vila SPA
 REALE AVINTIA ACADEMY77 KTM

1	2:48.667B	1:10.327	36.925	32.446	28.969	2:48.667
2	18:45.655	...	37.159	33.094	21.968	21:34.320
3	2:01.814	34.491	33.871	31.735	21.717	23:36.134
4	2:00.736	34.084	33.696	31.318	21.638	25:36.870
5	2:00.651	33.939	33.680	31.368	21.664	27:37.521
6	2:07.033B	33.888	33.706	32.465	26.974	29:44.554
7	8:47.254	7:15.179	36.198	33.198	22.679	38:31.808
8	2:00.211	33.925	33.567	31.360	21.359	40:32.019
9	2:00.378	34.066	33.443	31.330	21.539	42:32.397
10	2:03.914	34.568	34.889	32.087	22.370	44:36.311
11	2:07.769B	34.557	34.161	31.829	27.222	46:44.080
12	6:10.551	4:33.970	37.932	37.166	21.483	52:54.631
13	2:00.257	33.881	33.585	31.283	21.508	54:54.888
14	2:00.364	33.760	33.687	31.499	21.418	56:55.252