

EUROPEAN TALENT CUP

FIM CEV REPSOL MOTORLAND ARAGÓN

Qualifying practice 2

Classification

Nr.	Rider	Nat	Team	Bike	Tyres	Time	Lap	Total	Gap	Kph
1	14 Carlos Torrecillas Urban	SPA	EQUIPO PUNTO MOTO	HONDA	DUNLOP	2:04.008	14	15	-	147.4
2	43 Xavier Artigas López	SPA	HONDA IMPALA	HONDA	DUNLOP	2:04.389	5	17	+0.381	146.9
3	31 Adrián Fernández González	SPA	AJO MOTORSPORT	HONDA	DUNLOP	2:04.497	4	16	+0.489	146.8
4	25 Luis Miguel Verdugo De La Torre	SPA	DANI RIVAS TALENT TEAM	HONDA	DUNLOP	2:04.589	14	17	+0.581	146.7
5	95 José Antonio Rueda Ruiz	SPA	TALENT TEAM ESTRELLA GALICIA 0,0	HONDA	DUNLOP	2:04.617	7	15	+0.609	146.7
6	7 Daniel Muñoz Fernandez	SPA	JEREZ ANDALUCIA MOTOR TALENT	HONDA	DUNLOP	2:04.663	15	17	+0.655	146.6
7	27 Alejandro Díez Rodríguez	SPA	HONDA IMPALA	HONDA	DUNLOP	2:04.665	15	15	+0.657	146.6
8	28 Matteo Bertelle	ITA	SIC 58 SQUADRA CORSE	HONDA	DUNLOP	2:04.853	12	15	+0.845	146.4
9	46 David Salvador Gómez	SPA	CUNA DE CAMPEONES	HONDA	DUNLOP	2:04.859	10	14	+0.851	146.4
10	50 Ondrej Vostatek	CZE	IGAX TEAM	HONDA	DUNLOP	2:04.988	13	16	+0.980	146.2
11	76 Julián Giral Romero	SPA	TALENT TEAM ESTRELLA GALICIA 0,0	HONDA	DUNLOP	2:05.063	12	14	+1.055	146.1
12	5 Lorenzo Fellon	FRA	AJO MOTORSPORT	HONDA	DUNLOP	2:05.178	9	13	+1.170	146.0
13	35 Joshua Bauer	GER	DYNAVOLT INTACT JUNIOR TEAM	HONDA	DUNLOP	2:05.330	16	16	+1.322	145.8
14	58 Iñigo Iglesias Bravo	SPA	IMC TEAM	HONDA	DUNLOP	2:05.349	5	15	+1.341	145.8
15	54 Fermín Aldeguer Mengual	SPA	BESTER CAPITAL DUBAI JUNIOR TEAM	HONDA	DUNLOP	2:05.407	5	15	+1.399	145.7
16	22 Clément Rougé	FRA	CIP JUNIOR TEAM	HONDA	DUNLOP	2:05.433	11	15	+1.425	145.7
17	18 Ángel Heredia Martínez	SPA	TEAM STRATOS-EMA COMPETICION	HONDA	DUNLOP	2:05.448	5	16	+1.440	145.7
18	12 Peetu Paavilainen	FIN	H43 TEAM NOBBY-BLUMAQ	HONDA	DUNLOP	2:05.463	14	17	+1.455	145.7
19	70 Joshua John Whatley	GBR	FAU 55 RACING	HONDA	DUNLOP	2:05.768	15	17	+1.760	145.3
20	64 Colin Velthuisen	NED	NYKOS RACING	HONDA	DUNLOP	2:05.829	14	16	+1.821	145.3
21	91 Víctor Rodríguez Nuñez	SPA	LAGLISSE ACADEMY	HONDA	DUNLOP	2:05.860	10	13	+1.852	145.2
22	26 Miguel Parra Martínez	SPA	GRUPO MACHADO-CAME	HONDA	DUNLOP	2:05.871	6	8	+1.863	145.2
23	6 Dirk Geiger	GER	INTACT BATTERY POWER-MAS	HONDA	DUNLOP	2:05.978	12	16	+1.970	145.1
24	48 Gabin Planques	FRA	LAGLISSE ACADEMY	HONDA	DUNLOP	2:06.084	9	15	+2.076	145.0
25	72 Mattia Falzone	ITA	SIC 58 SQUADRA CORSE	HONDA	DUNLOP	2:06.117	12	16	+2.109	144.9
26	16 Jamie William Davis	GBR	KRP	HONDA	DUNLOP	2:06.151	2	16	+2.143	144.9
27	89 Marcos Uriarte Rodríguez	SPA	MRE TALENT	HONDA	DUNLOP	2:06.212	11	15	+2.204	144.8
28	9 Francisco Gómez Requena	SPA	LARRESPORT BRADOL	HONDA	DUNLOP	2:06.244	5	15	+2.236	144.8
29	94 Marvin Siebrath	GER	PRUSTEL BLUMAQ HMA	HONDA	DUNLOP	2:06.259	5	15	+2.251	144.8
30	42 Soma Görbe	HUN	SPORT&_EVENTS MANAGEMENT ACADEMY	HONDA	DUNLOP	2:06.299	8	17	+2.291	144.7
31	23 Alex Millán Gómez	SPA	ARO RACING	HONDA	DUNLOP	2:06.396	14	16	+2.388	144.6
32	21 Vincent Falcone	FRA	TFC RACING	HONDA	DUNLOP	2:06.405	12	17	+2.397	144.6
33	10 Eduard Melgar Heredia	SPA	GRUPO MACHADO -CAME	HONDA	DUNLOP	2:06.434	5	12	+2.426	144.6
34	61 Iker García Abella	SPA	REALE AVINTIA BLUMAQ HMA	HONDA	DUNLOP	2:06.434	3	15	+2.426	144.6
35	96 Daniel Holgado Miralles	SPA	TALENT TEAM ESTRELLA GALICIA 0,0	HONDA	DUNLOP	2:06.470	11	16	+2.462	144.5
36	33 Filip Rehacek	CZE	IGAX	HONDA	DUNLOP	2:06.793	7	14	+2.785	144.1
37	3 Rick Dunnik	NED	HDRACING	HONDA	DUNLOP	2:06.829	17	17	+2.821	144.1
38	79 Salvatore Ragusa	ITA	DANI RIVAS TALENT TEAM	HONDA	DUNLOP	2:06.900	5	15	+2.892	144.0
39	17 Ruben Bijman	NED	ERNST DUBBINK EVENO RACING	HONDA	DUNLOP	2:07.300	11	15	+3.292	143.6
40	45 Luca De Vleeschauwer	BEL	WEST RACING	HONDA	DUNLOP	2:07.464	4	18	+3.456	143.4
41	19 Andreas Kofler	AUT	KRP	HONDA	DUNLOP	2:07.527	13	16	+3.519	143.3
42	57 Kenny Koskinen	FIN	H43 TEAM NOBBY-BLUMAQ	HONDA	DUNLOP	2:07.656	9	12	+3.648	143.2
43	80 Víctor Alonso Rodilla	SPA	PERKS	HONDA	DUNLOP	2:07.716	5	16	+3.708	143.1
44	4 Kiko Maria	POR	MARINELLI SNIPER TEAM	HONDA	DUNLOP	2:09.076	7	14	+5.068	141.6
45	30 David Muñoz Rodríguez	SPA	JEREZ ANDALUCIA MOTOR TALENT	HONDA	DUNLOP	2:09.814	2	3	+5.806	140.8
46	55 Matyás Konecný	CZE	PINAMOTO RS	HONDA	DUNLOP	2:10.202	4	5	+6.194	140.4

Fastest Lap | Lap 14 | Carlos Torrecillas Urban | 2:04.008 | 147.4 Kph

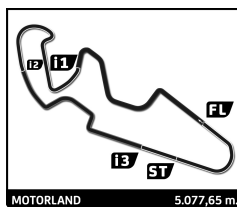
Qualifying Time: 2:16.408

Published at:

Track Status: **DRY**

Race Director:	Timekeeper:
----------------	-------------





EUROPEAN TALENT CUP

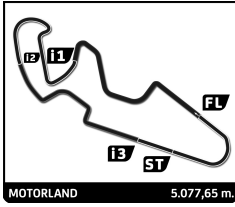
FIM CEV REPSOL MOTORLAND ARAGÓN

Qualifying practice 2

Best Sector Times

SECTOR 1			SECTOR 2			SECTOR 3			SECTOR 4			Pos	Ideal Lap	Best Lap	
Pos	Rider	Time	Rider	Time	Rider	Time	Rider	Time	Pos	Best Lap					
1	14 C.Torrecillas Urban	34.564	46 D.Salvador Gómez	34.341	14 C.Torrecillas Urban	31.924	31 A.Fernández González	22.343	1	14	2:03.679	2:04.008	(1)		
2	31 A.Fernández González	34.838	95 J.Rueda Ruiz	34.391	46 D.Salvador Gómez	32.180	42 S.Görbe	22.550	2	31	2:03.813	2:04.497	(3)		
3	46 D.Salvador Gómez	34.839	25 L.Verdugo De La Torre	34.400	25 L.Verdugo De La Torre	32.209	7 D.Muñoz Fernández	22.563	3	46	2:04.086	2:04.859	(9)		
4	95 J.Rueda Ruiz	34.863	31 A.Fernández González	34.408	43 X.Artigas López	32.217	28 M.Bertelle	22.564	4	25	2:04.139	2:04.589	(4)		
5	76 J.Giral Romero	34.912	76 J.Giral Romero	34.476	31 A.Fernández González	32.224	27 A.Díez Rodríguez	22.566	5	43	2:04.295	2:04.389	(2)		
6	22 C.Rougé	34.918	14 C.Torrecillas Urban	34.493	27 A.Díez Rodríguez	32.295	26 M.Parra Martínez	22.576	6	95	2:04.316	2:04.617	(5)		
7	43 X.Artigas López	34.925	12 A.Díez Rodríguez	34.530	7 D.Muñoz Fernández	32.317	58 I.Iglesias	22.579	7	27	2:04.347	2:04.665	(7)		
8	25 L.Verdugo De La Torre	34.936	27 P.Paavilainen	34.533	28 M.Bertelle	32.326	43 X.Artigas López	22.593	8	28	2:04.436	2:04.853	(8)		
9	35 J.Bauer	34.955	28 M.Bertelle	34.559	95 J.Rueda Ruiz	32.360	25 L.Verdugo De La Torre	22.594	9	7	2:04.468	2:04.663	(6)		
10	27 A.Díez Rodríguez	34.956	43 X.Artigas López	34.560	35 J.Bauer	32.361	18 A.Heredia Martínez	22.641	10	76	2:04.639	2:05.063	(11)		
11	7 D.Muñoz Fernández	34.969	5 L.Fellon	34.619	50 O.Vostatek	32.435	17 R.Bijman	22.649	11	50	2:04.767	2:04.988	(10)		
12	50 O.Vostatek	34.971	7 D.Muñoz Fernández	34.619	5 L.Fellon	32.435	23 A.Millán Gómez	22.662	12	35	2:04.772	2:05.330	(13)		
13	28 M.Bertelle	34.987	50 O.Vostatek	34.643	22 C.Rougé	32.510	72 M.Falzzone	22.669	13	22	2:04.908	2:05.433	(16)		
14	5 L.Fellon	35.036	58 I.Iglesias	34.666	12 C.Paavilainen	32.510	76 J.Giral Romero	22.674	14	5	2:04.909	2:05.178	(12)		
15	54 F.Aldeguer Mengual	35.080	22 C.Rougé	34.720	54 F.Aldeguer Mengual	32.557	10 E.Melgar Heredia	22.678	15	58	2:05.031	2:05.349	(14)		
16	30 D.Muñoz Rodríguez	35.153	30 D.Muñoz Rodríguez	34.720	18 A.Heredia Martínez	32.559	21 V.Falcone	22.689	16	12	2:05.190	2:05.463	(18)		
17	58 I.Iglesias	35.154	35 J.Bauer	34.739	76 J.Giral Romero	32.577	14 C.Torrecillas Urban	22.698	17	18	2:05.262	2:05.448	(17)		
18	70 J.Whatley	35.160	18 A.Heredia Martínez	34.754	64 C.Velthuisen	32.585	95 J.Rueda Ruiz	22.702	18	54	2:05.272	2:05.407	(15)		
19	12 P.Paavilainen	35.163	6 D.Geiger	34.778	9 F.Gómez Requena	32.631	54 F.Aldeguer Mengual	22.709	19	91	2:05.566	2:05.860	(21)		
20	89 M.Uriarte Rodríguez	35.224	48 G.Planques	34.841	58 I.Iglesias	32.632	35 J.Bauer	22.717	20	26	2:05.577	2:05.871	(22)		
21	9 F.Gómez Requena	35.224	42 S.Görbe	34.875	30 D.Muñoz Rodríguez	32.633	50 O.Vostatek	22.718	21	30	2:05.581	2:05.814	(45)		
22	91 V.Rodríguez Nuñez	35.242	9 F.Gómez Requena	34.879	16 J.Davis	32.636	16 J.Davis	22.723	22	70	2:05.586	2:05.768	(19)		
23	6 D.Geiger	35.248	70 J.Whatley	34.881	6 D.Geiger	32.662	91 V.Rodríguez Nuñez	22.725	23	9	2:05.595	2:06.244	(28)		
24	26 M.Parra Martínez	35.258	94 M.Siebrath	34.896	91 V.Rodríguez Nuñez	32.662	46 D.Salvador Gómez	22.726	24	6	2:05.602	2:05.978	(23)		
25	42 S.Görbe	35.294	64 C.Velthuisen	34.910	89 M.Uriarte Rodríguez	32.664	61 I.García	22.742	25	42	2:05.620	2:06.299	(30)		
26	18 A.Heredia Martínez	35.308	89 M.Uriarte Rodríguez	34.923	26 M.Parra Martínez	32.678	22 C.Rougé	22.760	26	89	2:05.623	2:06.212	(27)		
27	64 C.Velthuisen	35.317	54 F.Aldeguer Mengual	34.926	48 G.Planques	32.703	3 R.Dunnik	22.761	27	64	2:05.660	2:05.829	(20)		
28	33 F.Rehacek	35.357	91 V.Rodríguez Nuñez	34.937	70 J.Whatley	32.732	96 D.Holgado Miralles	22.787	28	48	2:05.815	2:06.084	(24)		
29	96 D.Holgado Miralles	35.416	16 J.Davis	34.942	72 M.Falzzone	32.741	48 G.Planques	22.797	29	16	2:05.823	2:06.151	(26)		
30	10 E.Melgar Heredia	35.448	33 F.Rehacek	35.026	94 M.Siebrath	32.745	89 M.Uriarte Rodríguez	22.812	30	72	2:05.978	2:06.117	(25)		
31	23 A.Millán Gómez	35.458	23 A.Millán Gómez	35.035	96 D.Holgado Miralles	32.786	70 J.Whatley	22.813	31	23	2:06.005	2:06.396	(31)		
32	48 G.Planques	35.474	61 I.García	35.052	33 F.Rehacek	32.792	5 L.Fellon	22.819	32	96	2:06.043	2:06.470	(35)		
33	21 V.Falcone	35.495	96 D.Holgado Miralles	35.054	61 I.García	32.816	64 C.Velthuisen	22.848	33	33	2:06.055	2:06.793	(36)		
34	72 M.Falzzone	35.510	79 S.Ragusa	35.054	23 A.Millán Gómez	32.850	79 S.Ragusa	22.853	34	10	2:06.070	2:06.434	(34)		
35	16 J.Davis	35.522	72 M.Falzzone	35.058	79 S.Ragusa	32.864	9 F.Gómez Requena	22.861	35	21	2:06.165	2:06.405	(32)		
36	57 K.Koskinen	35.534	26 M.Parra Martínez	35.065	10 E.Melgar Heredia	32.873	33 F.Rehacek	22.880	36	94	2:06.188	2:06.259	(29)		
37	79 S.Ragusa	35.558	10 E.Melgar Heredia	35.071	80 V.Alonso Rodilla	32.876	6 D.Geiger	22.914	37	61	2:06.326	2:06.434	(33)		
38	3 R.Dunnik	35.584	21 V.Falcone	35.099	21 V.Falcone	32.882	94 M.Siebrath	22.945	38	79	2:06.329	2:06.900	(38)		
39	94 M.Siebrath	35.602	19 A.Kofler	35.140	42 S.Görbe	32.901	19 A.Kofler	22.957	39	3	2:06.432	2:06.829	(37)		
40	17 R.Bijman	35.643	3 R.Dunnik	35.184	3 R.Dunnik	32.903	12 P.Paavilainen	22.984	40	17	2:06.547	2:07.300	(39)		
41	45 L.De Vleeschauer	35.672	45 L.De Vleeschauer	35.199	19 A.Kofler	32.958	45 L.De Vleeschauer	23.012	41	45	2:07.012	2:07.464	(40)		
42	61 I.García	35.716	17 R.Bijman	35.260	17 R.Bijman	32.995	57 K.Koskinen	23.015	42	19	2:07.069	2:07.527	(41)		
43	80 V.Alonso Rodilla	35.966	80 V.Alonso Rodilla	35.448	45 L.De Vleeschauer	33.129	80 V.Alonso Rodilla	23.067	43	57	2:07.292	2:07.656	(42)		
44	19 A.Kofler	36.014	57 K.Koskinen	35.488	57 K.Koskinen	33.255	30 D.Muñoz Rodríguez	23.075	44	80	2:07.357	2:07.716	(43)		
45	4 K.Maria	36.406	4 K.Maria	35.657	4 K.Maria	33.453	4 K.Maria	23.445	45	4	2:08.961	2:09.076	(44)		
46	55 M.Konecny	36.482	55 M.Konecny	35.913	55 M.Konecny	33.747	55 M.Konecny	23.517	46	55	2:09.659	2:10.202	(46)		

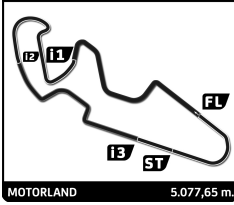




EUROPEAN TALENT CUP FIM CEV REPSOL MOTORLAND ARAGÓN Qualifying practice 2

Best Top Speeds

Rider	Team	Top 1 Kph Lap	Top 2 Kph Lap	Top 3 Kph Lap	Top 4 Kph Lap	Top 5 Kph Lap	Avg
27 Alejandro Díez Rodríguez	HONDA IMPALA	221.8	2 217.7	1 212.6	3 210.9	4 210.9	14 214,8
50 Ondrej Vostatek	IGAX TEAM	221.8	2 216.0	3 215.6	11 213.9	5 213.4	13 216,1
64 Colin Velthuisen	NYKOS RACING	221.3	1 220.4	2 210.9	12 210.1	6 208.9	13 214,3
54 Fermín Aldeguer Mengual	BESTER CAPITAL DUBAI JUNIOR TEAM	221.3	1 219.5	3 213.9	2 212.6	8 212.6	5 216,0
3 Rick Dunnik	HDRACING	221.3	1 214.3	2 213.9	17 210.1	10 208.9	12 213,7
70 Joshua John Whatley	FAU 55 RACING	220.9	1 218.6	2 217.3	3 215.1	7 214.3	10 217,2
31 Adrián Fernández González	AJO MOTORSPORT	220.0	12 216.9	13 213.9	10 213.4	2 212.6	3 215,4
61 Iker García Abella	REALE AVINTIA BLUMAQ HMA	219.1	2 215.6	1 211.4	3 208.5	4 206.1	11 212,1
10 Eduard Melgar Heredia	GRUPO MACHADO -CAME	218.6	2 215.1	1 211.4	4 210.9	8 210.5	3 213,3
19 Andreas Kofler	KRP	218.6	2 213.9	3 213.4	1 209.7	4 209.3	12 213,0
43 Xavier Artigas López	HONDA IMPALA	218.6	2 213.4	1 212.2	5 211.8	15 211.4	14 213,5
21 Vincent Falcone	TFC RACING	218.2	1 216.9	2 213.0	10 211.4	11 210.5	5 214,0
6 Dirk Geiger	INTACT BATTERY POWER-MAS	217.7	2 211.8	1 210.5	3 209.7	7 208.9	8 211,7
9 Francisco Gómez Requena	LARRESPORT BRADOL	216.9	1 216.4	2 212.2	9 211.8	3 210.9	11 213,6
23 Alex Millán Gómez	ARO RACING	216.9	2 216.0	1 215.6	5 214.3	4 212.2	3 215,0
96 Daniel Holgado Miralles	TALENT TEAM ESTRELLA GALICIA 0,0	216.9	2 214.7	3 213.0	4 212.2	1 211.4	5 213,6
79 Salvatore Ragusa	DANI RIVAS TALENT TEAM	216.4	2 214.3	1 213.4	3 213.4	4 208.9	12 213,3
18 Ángel Heredia Martínez	TEAM STRATOS -EMA COMPETICION	216.4	2 216.0	6 213.9	13 213.4	8 212.6	9 214,5
25 Luis Miguel Verdugo De La	DANI RIVAS TALENT TEAM	216.4	13 214.3	10 213.4	2 212.6	11 212.2	9 213,8
76 Julián Giral Romero	TALENT TEAM ESTRELLA GALICIA 0,0	216.4	1 213.9	3 212.2	9 210.9	2 210.9	4 212,9
30 David Muñoz Rodríguez	JEREZ ANDALUCIA MOTOR TALENT	216.4	3 208.1	1 207.3	2		210,6
46 David Salvador Gómez	CUNA DE CAMPEONES	216.0	1 211.8	7 211.4	3 210.1	12 209.7	10 211,8
89 Marcos Uriarte Rodríguez	MRE TALENT	216.0	1 210.1	10 209.3	15 208.5	3 208.1	7 210,4
17 Ruben Bijman	ERNST DUBBINK EVENO RACING	216.0	15 215.6	2 213.4	1 212.2	8 209.7	10 213,4
42 Soma Görbe	SPORT&.EVENTS MANAGEMENT ACADEMY	215.6	2 214.3	8 212.2	3 210.5	1 210.1	15 212,5
58 Iñigo Iglesias Bravo	IMC TEAM	215.6	1 215.6	2 214.3	8 213.4	6 210.9	5 214,0
28 Matteo Bertelle	SIC 58 SQUADRA CORSE	215.1	2 214.7	8 212.6	3 212.6	9 211.4	12 213,3
91 Víctor Rodríguez Nuñez	LAGLISSE ACADEMY	214.7	9 213.4	13 213.4	10 209.7	8 209.3	2 212,1
7 Daniel Muñoz Fernandez	JEREZ ANDALUCIA MOTOR TALENT	214.7	10 213.4	3 213.0	15 210.9	8 209.7	12 212,3
72 Mattia Falzone	SIC 58 SQUADRA CORSE	214.7	8 213.9	9 213.9	2 213.0	12 212.2	10 213,5
55 Matyás Konecný	PINAMOTO RS	214.3	2 211.4	1 204.2	4 203.8	5 202.2	3 207,2
22 Clément Rougé	CIP JUNIOR TEAM	214.3	11 214.3	2 213.4	3 211.4	14 210.9	13 212,9
35 Joshua Bauer	DYNAVOLT INTACT JUNIOR TEAM	213.9	1 213.4	3 212.2	14 208.9	9 208.5	2 211,4
33 Filip Rehacek	IGAX	213.4	2 208.1	7 207.7	11 207.7	10 206.9	13 208,8
14 Carlos Torrecillas Urban	EQUIPO PUNTO MOTO	213.0	2 210.9	11 209.7	3 209.3	14 209.3	12 210,4
26 Miguel Parra Martínez	GRUPO MACHADO-CAME	213.0	1 213.0	8 212.6	7 211.8	4 210.5	5 212,2
95 José Antonio Rueda Ruiz	TALENT TEAM ESTRELLA GALICIA 0,0	212.6	1 212.6	5 210.5	3 209.7	2 208.5	10 210,8
48 Gabin Planques	LAGLISSE ACADEMY	212.6	9 211.4	2 211.4	10 210.5	1 210.5	8 211,3
5 Lorenzo Fellon	AJO MOTORSPORT	212.6	9 210.9	5 210.1	3 209.3	2 208.9	7 210,4
80 Víctor Alonso Rodilla	PERKS	212.2	2 212.2	13 211.4	3 210.9	1 206.5	12 210,6
16 Jamie William Davis	KRP	212.2	2 211.8	9 210.1	1 208.5	3 206.1	10 209,7
94 Marvin Siebdrath	PRUSTEL BLUMAQ HMA	210.9	5 210.5	6 210.1	2 208.9	4 208.5	1 209,8
12 Peetu Paavilainen	H43 TEAM NOBBY-BLUMAQ	210.5	1 210.1	2 209.3	6 208.1	10 206.9	9 209,0
45 Luca De Vleeschauwer	WEST RACING	209.7	1 208.1	11 207.7	2 207.3	3 206.5	6 207,9
57 Kenny Koskinen	H43 TEAM NOBBY-BLUMAQ	208.5	11 208.1	8 206.9	5 206.5	6 205.7	10 207,1
4 Kiko María	MARINELLI SNIPER TEAM	206.9	2 204.9	3 204.2	5 203.4	6 203.0	7 204,5



EUROPEAN TALENT CUP

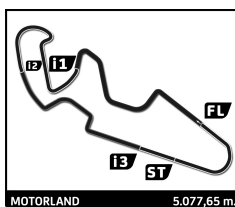
FIM CEV REPSOL MOTORLAND ARAGÓN

Qualifying practice 2

Fastest Lap Sequence

Practice Time	Rider	Team	Bike	Class	Time	Kph	Lap
4:10.607	14 Carlos Torrecillas Urban	EQUIPO PUNTO MOTO	HONDA		2:04.591	146.7	2
6:14.688	14 Carlos Torrecillas Urban	EQUIPO PUNTO MOTO	HONDA		2:04.081	147.3	3
32:25.246	14 Carlos Torrecillas Urban	EQUIPO PUNTO MOTO	HONDA		2:04.008	147.4	14





EUROPEAN TALENT CUP

FIM CEV REPSOL MOTORLAND ARAGÓN

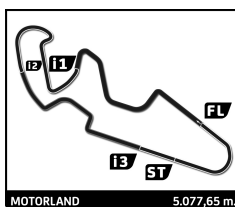
Qualifying practice 2

Analysis

Personal Best Session Best B Crossing the finish line in pit lane

Lap	Time	Sector 1	Sector 2	Sector 3	Sector 4	Elapsed	Lap	Time	Sector 1	Sector 2	Sector 3	Sector 4	Elapsed
3	Rick Dunnik					NED	2	2:10.550	35.874	37.804	33.612	23.260	5:12.790
	HDRACING					HONDA	3	2:06.921	35.584	34.893	33.269	23.175	7:19.711
1	2:16.700	42.162	37.128	34.195	23.215	2:16.700	4	2:06.522	35.540	34.959	32.878	23.145	9:26.233
2	2:10.211	36.093	36.349	34.700	23.069	4:26.911	5	2:06.728	35.543	35.237	32.856	23.092	11:32.961
3	2:09.081	36.227	36.077	33.592	23.185	6:35.992	6	2:14.250	36.756	35.768	35.061	26.665	13:47.211
4	2:08.979	36.097	35.995	33.612	23.275	8:44.971	7	2:09.693	35.509	36.723	34.068	23.393	15:56.904
5	2:08.305	36.067	35.491	33.557	23.190	10:53.276	8	2:06.114	35.248	35.109	32.831	22.926	18:03.018
6	2:18.418 B	36.357	36.019	34.807	31.235	13:11.694	9	2:12.142 B	36.339	35.220	33.095	27.488	20:15.160
7	3:18.158	1:44.375	37.249	33.310	23.224	16:29.852	10	2:06.114	6:17.686	36.061	33.184	22.914	28:05.005
8	2:08.006	35.810	35.487	33.380	23.329	18:37.858	11	2:06.071	35.447	34.993	32.662	22.969	30:11.076
9	2:09.915	35.998	36.763	33.695	23.459	20:47.773	12	2:05.978	35.485	34.778	32.748	22.967	32:17.054
10	2:09.811	36.091	36.293	34.218	23.209	22:57.584	13	2:06.344	35.446	35.075	32.782	23.041	34:23.398
11	2:17.157 B	36.275	36.097	34.244	30.541	25:14.741	14	2:13.177	39.750	37.611	32.864	22.952	36:36.575
12	4:00.813	2:29.023	35.343	33.379	23.068	29:15.554	15	2:06.257	35.461	34.967	32.886	22.943	38:42.832
13	2:07.515	35.780	35.193	33.315	23.227	31:23.069	16	2:06.208	35.436	34.929	32.782	23.061	40:49.040
14	2:07.361	35.730	35.184	33.196	23.251	33:30.430							
15	2:24.540 B	36.358	38.818	35.575	33.789	35:54.970							
16	2:40.268	1:05.353	37.580	34.046	23.289	38:35.238							
17	2:06.829	35.584	35.581	32.903	22.761	40:42.067							
4	Kiko Maria					POR	7	Daniel Muñoz Fernandez					SPA
	MARINELLI SNIPER TEAM					HONDA		JEREZ ANDALUCIA MOTOR TALEN'					HONDA
1	3:00.315	1:24.512	37.554	34.514	23.735	3:00.315	1	3:01.830	1:29.152	35.551	32.879	24.248	3:01.830
2	2:14.682	37.903	38.494	34.436	23.849	5:14.997	2	2:10.456	35.415	38.307	33.541	23.193	5:12.286
3	2:10.731	36.952	36.224	33.894	23.661	7:25.728	3	2:05.671	35.286	34.800	32.952	22.633	7:17.957
4	2:10.118	36.580	36.101	33.739	23.698	9:35.846	4	2:05.212	35.208	34.619	32.611	22.774	9:23.169
5	2:10.096	36.499	36.287	33.772	23.538	11:45.942	5	2:17.623	35.153	42.209	33.030	27.231	11:40.792
6	2:09.350	36.406	35.929	33.570	23.445	13:55.292	6	2:05.838	35.287	34.940	32.575	23.036	13:46.630
7	2:09.076	36.472	35.657	33.453	23.494	16:04.368	7	2:13.904 B	35.935	37.023	33.416	27.530	16:00.534
8	2:18.411 B	37.964	37.230	35.038	28.179	18:22.779	8	6:18.291	4:44.022	38.639	32.607	23.023	22:18.825
9	11:36.361	...	36.846	34.449	23.850	29:59.140	9	2:09.253	35.311	34.964	36.164	22.814	24:28.078
10	2:16.875	37.389	36.072	35.885	27.529	32:16.015	10	2:05.144	35.074	34.863	32.644	22.563	26:33.222
11	2:12.837	37.696	36.788	34.509	23.844	34:28.852	11	2:05.192	35.174	34.804	32.436	22.778	28:38.414
12	2:10.686	36.834	36.212	33.995	23.645	36:39.538	12	2:06.136	35.505	34.943	32.717	22.971	30:44.550
13	2:10.799	36.675	36.154	33.928	24.042	38:50.337	13	2:05.414	35.138	34.839	32.592	22.845	32:49.964
14	2:09.920	36.469	35.863	33.940	23.648	41:00.257	14	2:05.314	35.035	34.845	32.582	22.852	34:55.278
5	Lorenzo Fellon					FRA	9	Francisco Gómez Requena					SPA
	AJO MOTORSPORT					HONDA		LARRESPORT BRADOL					HONDA
1	3:04.443	1:32.553	35.789	33.014	23.087	3:04.443	1	2:17.474	43.429	37.049	34.007	22.989	2:17.474
2	2:07.588	35.413	35.729	33.257	23.189	5:12.031	2	2:07.556	35.630	35.306	33.703	22.917	4:25.030
3	2:06.116	35.437	34.876	32.855	22.948	7:18.147	3	2:07.242	36.226	35.302	32.853	22.861	6:32.272
4	2:09.708	38.769	35.382	32.531	23.026	9:27.855	4	2:07.508	36.075	35.282	33.073	23.078	8:39.780
5	2:05.637	35.213	35.054	32.466	22.904	11:33.492	5	2:06.244	35.523	35.063	32.738	22.920	10:46.024
6	2:11.821 B	35.262	35.429	33.058	28.072	13:45.313	6	2:06.361	35.224	35.254	32.745	23.138	12:52.385
7	9:32.149	8:00.520	35.810	32.785	23.034	23:17.462	7	2:15.780 B	36.781	37.441	33.604	27.954	15:08.165
8	2:06.967	35.457	35.057	33.139	23.314	25:24.429	8	7:42.823	6:07.581	35.671	35.550	24.021	22:50.988
9	2:05.178	35.305	34.619	32.435	22.819	27:29.607	9	2:06.554	35.498	35.394	32.631	23.031	24:57.542
10	2:05.834	35.036	34.998	32.542	23.258	29:35.441	10	2:06.436	35.524	35.282	32.695	22.935	27:03.978
11	2:15.634 B	37.872	36.478	34.007	27.277	31:51.075	11	2:06.325	35.365	35.066	32.822	23.072	29:10.303
12	7:22.054	5:49.355	36.240	33.125	23.334	39:13.129	12	2:06.628	35.465	35.094	32.837	23.232	31:16.931
13	2:26.510 B	46.382	36.720	33.752	29.656	41:39.639	13	2:06.475	35.489	35.053	32.733	23.200	33:23.406
6	Dirk Geiger					GER	10	Eduard Melgar Heredia					SPA
	INTACT BATTERY POWER-MAS					HONDA		GRUPO MACHADO -CAME					HONDA
1	3:02.240	1:28.567	36.996	33.049	23.628	3:02.240	1	2:18.990	46.618	36.272	33.183	22.917	2:18.990





EUROPEAN TALENT CUP

FIM CEV REPSOL MOTORLAND ARAGÓN

Qualifying practice 2

Analysis

■ Personal Best ■ Session Best B Crossing the finish line in pit lane

Lap	Time	Sector 1	Sector 2	Sector 3	Sector 4	Elapsed	Lap	Time	Sector 1	Sector 2	Sector 3	Sector 4	Elapsed
2	2:06.515	35.709	35.079	33.049	22.678	4:25.505	6	2:06.660	35.553	35.063	32.958	23.086	18:03.040
3	2:07.668	36.238	35.645	32.889	22.896	6:33.173	7	2:06.941	35.708	35.052	33.020	23.161	20:09.981
4	2:06.881	35.605	35.483	33.033	22.760	8:40.054	8	2:08.515	35.919	35.862	33.549	23.185	22:18.496
5	2:06.434	35.605	35.100	32.926	22.803	10:46.488	9	2:07.730	35.884	35.451	33.220	23.175	24:26.226
6	2:13.359B	35.459	35.279	33.428	29.193	12:59.847	10	2:06.578	35.522	35.148	32.869	23.039	26:32.804
7	11:26.158	9:52.363	36.819	33.610	23.366	24:26.005	11	2:28.309B	46.476	36.292	33.829	31.712	29:01.113
8	2:07.367	36.195	35.449	32.938	22.785	26:33.372	12	3:52.112	2:20.579	35.444	32.966	23.123	32:53.225
9	2:06.729	35.448	35.429	32.873	22.979	28:40.101	13	2:08.240	36.629	35.274	33.072	23.265	35:01.465
10	2:18.105B	36.090	37.047	35.858	29.110	30:58.206	14	2:06.903	35.618	35.188	32.873	23.224	37:08.368
11	8:04.711	6:32.834	35.483	33.325	23.069	39:02.917	15	2:07.049	35.581	35.191	33.087	23.190	39:15.417
12	2:06.765	35.530	35.071	33.078	23.086	41:09.682	16	2:16.186B	36.029	35.901	34.112	30.144	41:31.603

12 Peetu Paavilainen							FIN
H43 TEAM NOBBY-BLUMAQ							HONDA
1	2:06.406	34.220	35.784	33.406	22.996	2:06.406	
2	2:06.529	35.778	35.062	32.704	22.985	4:12.935	
3	2:06.338	35.719	34.800	32.771	23.048	6:19.273	
4	2:06.810	35.749	35.091	32.848	23.122	8:26.083	
5	2:06.185	35.569	34.836	32.736	23.044	10:32.268	
6	2:10.970	35.668	37.539	34.325	23.438	12:43.238	
7	2:06.723	35.733	34.925	32.768	23.297	14:49.961	
8	2:15.625B	36.500	35.126	34.299	29.700	17:05.586	
9	7:42.141	6:10.707	35.422	32.835	23.177	24:47.727	
10	2:06.233	35.840	34.686	32.672	23.035	26:53.960	
11	2:05.989	35.598	34.707	32.570	23.114	28:59.949	
12	2:06.364	35.460	34.895	32.714	23.295	31:06.313	
13	2:05.870	35.330	34.745	32.676	23.119	33:12.183	
14	2:05.463	35.287	34.682	32.510	22.984	35:17.646	
15	2:05.829	35.394	34.533	32.616	23.286	37:23.475	
16	2:05.861	35.377	34.703	32.707	23.074	39:29.336	
17	2:05.674	35.163	34.641	32.666	23.204	41:35.010	

14 Carlos Torrecillas Urban							SPA
EQUIPO PUNTO MOTO							HONDA
1	2:06.016	34.675	35.515	32.812	23.014	2:06.016	
2	2:04.591	34.918	34.774	32.095	22.804	4:10.607	
3	2:04.081	34.723	34.596	32.021	22.741	6:14.688	
4	2:04.514	34.710	34.756	32.163	22.885	8:19.202	
5	2:04.415	34.564	34.626	32.228	22.997	10:23.617	
6	2:04.588	34.947	34.493	32.120	23.028	12:28.205	
7	2:12.942B	35.326	35.622	32.991	29.003	14:41.147	
8	3:10.607	1:40.479	34.938	32.279	22.911	17:51.754	
9	2:04.326	34.642	34.709	32.055	22.920	19:56.080	
10	2:05.978	34.705	34.541	32.725	24.007	22:02.058	
11	2:11.835B	36.595	35.392	31.924	27.924	24:13.893	
12	4:02.301	2:32.105	34.996	32.413	22.787	28:16.194	
13	2:05.044	34.812	34.952	32.192	23.088	30:21.238	
14	2:04.008	34.730	34.508	32.072	22.698	32:25.246	
15	2:12.861B	36.075	35.133	33.355	28.298	34:38.107	

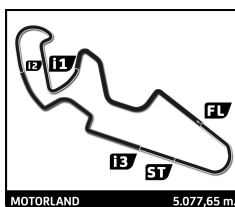
16 Jamie William Davis							GBR
KRP							HONDA
1	2:09.295	37.089	36.399	32.970	22.837	2:09.295	
2	2:06.151	35.640	35.152	32.636	22.723	4:15.446	
3	2:06.742	35.931	35.065	32.823	22.923	6:22.188	
4	2:22.906B	35.665	35.352	41.988	29.901	8:45.094	
5	7:11.286	5:40.070	34.942	33.175	23.099	15:56.380	

17 Ruben Bijman							NED
ERNST DUBBINK EVENO RACING							HONDA
1	2:11.246	37.647	36.880	33.652	23.067	2:11.246	
2	2:07.816	36.244	35.481	33.076	23.015	4:19.062	
3	2:09.412	36.790	36.194	33.131	23.297	6:28.474	
4	2:08.164	35.643	35.661	33.492	23.368	8:36.638	
5	2:07.829	36.133	35.333	33.231	23.132	10:44.467	
6	2:08.674	36.389	35.973	32.995	23.317	12:53.141	
7	2:17.136B	36.284	35.954	34.777	30.121	15:10.277	
8	9:48.489	8:15.650	36.477	33.138	23.224	24:58.766	
9	2:08.340	36.440	35.544	33.072	23.284	27:07.106	
10	2:08.705	35.947	35.834	33.606	23.318	29:15.811	
11	2:07.300	35.715	35.260	33.113	23.212	31:23.111	
12	2:07.545	35.845	35.352	33.051	23.297	33:30.656	
13	2:24.823B	36.243	37.898	35.509	35.173	35:55.479	
14	2:38.906	1:00.327	36.210	35.260	27.109	38:34.385	
15	2:07.969	36.175	35.882	33.263	22.649	40:42.354	

18 Ángel Heredia Martínez							SPA
TEAM STRATOS -EMA COMPETIC							HONDA
1	2:08.470	36.455	36.031	33.047	22.937	2:08.470	
2	2:06.387	35.941	35.132	32.616	22.698	4:14.857	
3	2:06.867	36.005	35.122	32.857	22.883	6:21.724	
4	2:05.904	35.739	34.754	32.568	22.843	8:27.628	
5	2:05.448	35.308	34.785	32.559	22.796	10:33.076	
6	2:15.699B	35.646	36.951	34.318	28.784	12:48.775	
7	8:56.983	7:19.193	37.485	37.156	23.149	21:45.758	
8	2:05.876	35.578	34.911	32.746	22.641	23:51.634	
9	2:09.396	36.798	35.774	33.263	23.561	26:01.030	
10	2:07.960	36.101	35.414	33.381	23.064	28:08.990	
11	2:06.610	35.745	34.895	33.095	22.875	30:15.600	
12	2:09.554	36.888	35.937	33.709	23.020	32:25.154	
13	2:13.718B	36.285	35.500	33.291	28.642	34:38.872	
14	2:24.442	53.373	35.194	32.923	22.952	37:03.314	
15	2:10.077	36.670	36.391	34.089	22.927	39:13.391	
16	2:06.927	35.830	35.039	32.921	23.137	41:20.318	

19 Andreas Kofler							AUT
KRP							HONDA
1	2:13.186	38.077	37.908	33.860	23.341	2:13.186	
2	2:10.508	36.536	35.985	34.637	23.350	4:23.694	
3	2:12.637	37.459	36.142	35.850	23.186	6:36.331	
4	2:12.419B	36.406	35.882	33.516	26.615	8:48.750	
5	7:11.497	5:37.373	36.844	33.756	23.524	16:00.247	
6	2:11.087	38.036	36.047	33.509	23.495	18:11.334	





EUROPEAN TALENT CUP

FIM CEV REPSOL MOTORLAND ARAGÓN

Qualifying practice 2

Analysis

■ Personal Best ■ Session Best B Crossing the finish line in pit lane

Lap	Time	Sector 1	Sector 2	Sector 3	Sector 4	Elapsed	Lap	Time	Sector 1	Sector 2	Sector 3	Sector 4	Elapsed
7	2:08.728	36.430	35.848	33.251	23.199	20:20.062	7	2:10.710	36.627	36.651	33.846	23.586	15:03.913
8	2:08.635	36.367	35.910	33.155	23.203	22:28.697	8	2:07.456	35.828	35.702	32.949	22.977	17:11.369
9	2:19.124	36.993	37.460	37.090	27.581	24:47.821	9	2:14.812 B	38.386	36.038	33.410	26.978	19:26.181
10	2:11.768	36.180	36.618	35.427	23.543	26:59.589	10	7:56.201	6:24.256	35.763	33.325	22.857	27:22.382
11	2:11.085	36.919	36.537	33.783	23.846	29:10.674	11	2:07.857	36.043	35.532	33.123	23.159	29:30.239
12	2:07.670	36.121	35.140	33.358	23.051	31:18.344	12	2:07.177	35.893	35.276	32.928	23.080	31:37.416
13	2:07.527	36.063	35.549	32.958	22.957	33:25.871	13	2:07.323	35.858	35.286	32.994	23.185	33:44.739
14	2:21.220	40.535	36.541	35.667	28.477	35:47.091	14	2:06.396	35.671	35.124	32.850	22.751	35:51.135
15	2:13.793	40.097	36.527	33.483	23.686	38:00.884	15	2:14.394 B	36.180	35.977	33.643	28.594	38:05.529
16	2:10.797	36.014	36.092	34.475	24.216	40:11.681	16	2:40.400	1:08.588	35.512	33.101	23.199	40:45.929

21 Vincent Falcone							FRA
TFC RACING							HONDA
1	2:11.561	38.277	36.269	34.066	22.949	2:11.561	
2	2:07.798	36.095	35.538	33.280	22.885	4:19.359	
3	2:09.200	36.560	35.624	33.449	23.567	6:28.559	
4	2:08.438	36.223	35.548	33.384	23.283	8:36.997	
5	2:07.793	36.195	35.319	33.219	23.060	10:44.790	
6	2:08.833	36.316	35.836	33.343	23.338	12:53.623	
7	2:08.735	36.081	35.750	33.362	23.542	15:02.358	
8	2:15.452 B	37.204	36.444	33.622	28.182	17:17.810	
9	6:36.125	4:55.399	36.829	40.274	23.623	23:53.935	
10	2:08.684	36.485	35.774	33.584	22.841	26:02.619	
11	2:06.879	35.824	35.484	32.882	22.689	28:09.498	
12	2:06.405	35.495	35.099	32.967	22.844	30:15.903	
13	2:08.776	36.307	35.769	33.327	23.373	32:24.679	
14	2:08.133	36.251	35.300	33.238	23.344	34:32.812	
15	2:16.850 B	36.545	38.197	33.531	28.577	36:49.662	
16	2:23.607	51.566	35.689	33.166	23.186	39:13.269	
17	2:07.321	36.153	35.139	33.017	23.012	41:20.590	

22 Clément Rougé							FRA
CIP JUNIOR TEAM							HONDA
1	2:22.430	49.557	35.930	33.570	23.373	2:22.430	
2	2:06.689	35.628	35.251	32.783	23.027	4:29.119	
3	2:06.992	35.313	35.138	33.392	23.149	6:36.111	
4	2:10.978	36.632	38.497	32.812	23.037	8:47.089	
5	2:06.240	35.036	34.745	33.316	23.143	10:53.329	
6	2:15.416 B	35.910	36.731	34.155	28.620	13:08.745	
7	11:49.496	...	38.165	33.851	24.028	24:58.241	
8	2:06.617	35.327	35.114	33.199	22.977	27:04.858	
9	2:06.025	34.974	34.724	33.295	23.032	29:10.883	
10	2:07.054	35.167	35.342	33.278	23.267	31:17.937	
11	2:05.433	34.918	34.758	32.814	22.943	33:23.370	
12	2:05.575	35.585	34.720	32.510	22.760	35:28.945	
13	2:05.489	35.221	34.828	32.573	22.867	37:34.434	
14	2:07.066	35.594	35.244	33.260	22.968	39:41.500	
15	2:06.029	35.240	34.874	32.819	23.096	41:47.529	

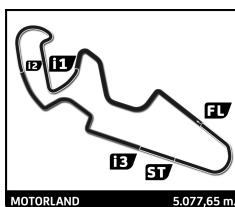
23 Alex Millán Gómez							SPA
ARO RACING							HONDA
1	2:16.138	41.600	36.974	34.591	22.973	2:16.138	
2	2:08.422	36.004	35.647	34.109	22.662	4:24.560	
3	2:07.444	36.182	35.283	33.018	22.961	6:32.004	
4	2:07.615	35.978	35.797	33.118	22.722	8:39.619	
5	2:06.566	35.854	35.035	32.879	22.798	10:46.185	
6	2:07.018	35.458	35.422	33.248	22.890	12:53.203	

25 Luis Miguel Verdugo De La Torre							SPA
DANI RIVAS TALENT TEAM							HONDA
1	2:26.432	54.260	36.020	33.214	22.938	2:26.432	
2	2:06.013	35.467	35.022	32.714	22.810	4:32.445	
3	2:05.009	35.263	34.701	32.437	22.608	6:37.454	
4	2:12.460	40.368	35.427	33.295	23.370	8:49.914	
5	2:05.802	35.538	34.647	32.754	22.863	10:55.716	
6	2:05.590	35.144	34.886	32.630	22.930	13:01.306	
7	2:19.464 B	41.993	35.521	33.495	28.455	15:20.770	
8	7:34.246	6:01.499	36.623	33.314	22.810	22:55.016	
9	2:05.155	35.323	34.821	32.387	22.624	25:00.171	
10	2:05.054	35.136	34.868	32.303	22.747	27:05.225	
11	2:05.687	35.146	34.786	32.918	22.837	29:10.912	
12	2:07.310	35.551	35.062	33.344	23.353	31:18.222	
13	2:04.958	34.936	34.655	32.764	22.603	33:23.180	
14	2:04.589	35.173	34.511	32.298	22.607	35:27.769	
15	2:05.692	34.984	34.871	33.243	22.594	37:33.461	
16	2:07.733	35.276	36.408	32.916	23.133	39:41.194	
17	2:04.699	35.229	34.400	32.209	22.861	41:45.893	

26 Miguel Parra Martínez							SPA
GRUPO MACHADO-CAME							HONDA
1	2:14.306	40.667	36.789	34.049	22.801	2:14.306	
2	24:55.694 B	35.514	35.092			27:10.000	
3	2:58.947	1:24.484	37.478	33.662	23.323	30:08.947	
4	2:08.491	36.459	35.767	33.508	22.757	32:17.438	
5	2:06.210	35.609	35.065	32.782	22.754	34:23.648	
6	2:05.871	35.314	35.065	32.678	22.814	36:29.519	
7	2:06.373	35.403	35.151	33.228	22.591	38:35.892	
8	2:06.249	35.258	35.387	33.028	22.576	40:42.141	

27 Alejandro Díez Rodríguez							SPA
HONDA IMPALA							HONDA
1	2:15.331	41.125	36.658	34.935	22.613	2:15.331	
2	2:07.243	35.185	35.256	34.236	22.566	4:22.574	
3	2:05.469	35.086	34.558	32.950	22.875	6:28.043	
4	2:05.285	35.087	34.634	32.763	22.801	8:33.328	
5	2:05.799	35.141	34.596	33.058	23.004	10:39.127	
6	2:06.710	35.303	35.351	33.166	22.890	12:45.837	
7	2:10.392 B	35.502	34.994	33.468	26.428	14:56.229	
8	8:21.791	6:50.753	35.247	32.948	22.843	23:18.020	
9	2:05.895	35.124	34.849	32.846	23.076	25:23.915	
10	2:05.561	35.309	34.618	32.657	22.977	27:29.476	
11	2:06.705	35.426	35.302	32.913	23.064	29:36.181	
12	2:10.718 B	35.313	35.307	33.408	26.690	31:46.899	
13	5:14.334	3:43.720	35.020	32.839	22.755	37:01.233	





EUROPEAN TALENT CUP

FIM CEV REPSOL MOTORLAND ARAGÓN

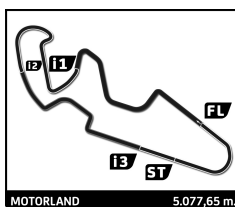
Qualifying practice 2

Analysis

■ Personal Best ■ Session Best B Crossing the finish line in pit lane

Lap	Time	Sector 1	Sector 2	Sector 3	Sector 4	Elapsed	Lap	Time	Sector 1	Sector 2	Sector 3	Sector 4	Elapsed
14	2:04.936	35.205	34.530	32.403	22.798	39:06.169	10	2:07.333	35.784	35.234	33.027	23.288	31:38.051
15	2:04.665	34.956	34.536	32.295	22.878	41:10.834	11	2:06.965	35.770	35.132	33.019	23.044	33:45.016
28	Matteo Bertelle					ITA	12	2:07.004	35.693	35.162	32.978	23.171	35:52.020
	SIC 58 SQUADRA CORSE					HONDA	13	2:08.435	35.645	35.784	33.553	23.453	38:00.455
1	2:24.252	44.955	35.817	34.630	28.850	2:24.252	14	2:08.423	35.953	35.564	33.256	23.650	40:08.878
2	3:51.200	2:19.228	36.944	32.464	22.564	6:15.452	35	Joshua Bauer					GER
3	2:04.978	35.216	34.685	32.348	22.729	8:20.430		DYNAVOLT INTACT JUNIOR TEAM					HONDA
4	2:04.872	35.163	34.559	32.365	22.785	10:25.302	1	2:11.234	38.441	36.637	33.386	22.770	2:11.234
5	2:20.614	35.397	34.792	41.165	29.260	12:45.916	2	2:07.009	36.100	35.298	32.582	23.029	4:18.243
6	9:07.878	7:31.133	38.019	34.796	23.930	21:53.794	3	2:05.943	35.562	35.170	32.361	22.850	6:24.186
7	2:15.594	38.276	36.913	36.665	23.740	24:09.388	4	2:05.537	35.082	34.914	32.600	22.941	8:29.723
8	2:14.684	35.543	35.287	41.159	22.695	26:24.072	5	2:06.060	35.280	34.900	32.764	23.116	10:35.783
9	2:05.172	35.313	34.827	32.326	22.706	28:29.244	6	2:15.203	36.965	36.399	33.268	28.571	12:50.986
10	2:05.761	35.209	34.602	33.075	22.875	30:35.005	7	9:02.671	7:27.229	37.123	34.555	23.764	21:53.657
11	2:05.221	35.228	34.740	32.582	22.671	32:40.226	8	2:16.800	36.306	37.589	39.834	23.071	24:10.457
12	2:04.853	35.113	34.680	32.435	22.625	34:45.079	9	2:12.403	36.040	35.323	37.923	23.117	26:22.860
13	2:05.257	35.249	34.730	32.492	22.786	36:50.336	10	2:06.756	35.631	35.224	32.886	23.015	28:29.616
14	2:04.994	35.190	34.675	32.362	22.767	38:55.330	11	2:06.101	35.249	34.921	32.808	23.123	30:35.717
15	2:08.708	34.987	34.598	35.978	23.145	41:04.038	12	2:05.854	35.212	34.868	32.856	22.918	32:41.571
30	David Muñoz Rodríguez					SPA	13	2:06.364	35.231	35.283	32.652	23.198	34:47.935
	JEREZ ANDALUCIA MOTOR TALEN'					HONDA	14	2:12.105	39.573	36.649	33.166	22.717	37:00.040
1	3:02.173	1:29.064	36.164	32.633	24.312	3:02.173	15	2:06.265	35.176	35.013	32.805	23.271	39:06.305
2	2:09.814	35.575	37.534	33.630	23.075	5:11.987	16	2:05.330	34.955	34.739	32.540	23.096	41:11.635
3	12:57.661	35.153	34.720	34.809	...	18:09.648	42	Soma Görbe					HUN
31	Adrián Fernández González					SPA		SPORT&EVENTS MANAGEMEI					HONDA
	AJO MOTORSPORT					HONDA	1	2:33.798	59.134	37.277	34.400	22.987	2:33.798
1	2:35.482	1:03.173	35.528	33.373	23.408	2:35.482	2	2:07.048	35.823	35.152	33.523	22.550	4:40.846
2	2:05.352	35.250	34.844	32.600	22.658	4:40.834	3	2:10.271	35.672	34.875	37.064	22.660	6:51.117
3	2:04.991	35.228	34.773	32.337	22.653	6:45.825	4	2:10.841	35.697	35.364	33.061	26.719	9:01.958
4	2:04.497	35.035	34.750	32.224	22.488	8:50.322	5	2:30.850	57.456	35.853	34.671	22.870	11:32.808
5	2:12.257	34.853	34.630	33.182	29.592	11:02.579	6	2:07.076	35.618	35.230	33.330	22.898	13:39.884
6	5:25.771	3:54.952	35.193	32.618	23.008	16:28.350	7	2:06.626	35.643	35.151	32.901	22.931	15:46.510
7	2:05.189	35.169	34.890	32.475	22.655	18:33.539	8	2:06.299	35.553	35.113	32.945	22.688	17:52.809
8	2:05.013	35.146	34.856	32.377	22.634	20:38.552	9	2:06.718	35.294	35.645	32.983	22.796	19:59.527
9	2:09.723	36.324	36.769	33.860	22.770	22:48.275	10	2:17.521	39.051	36.221	35.525	26.724	22:17.048
10	2:15.658	36.711	37.569	33.001	28.377	25:03.933	11	5:19.298	3:43.500	37.288	35.631	22.879	27:36.346
11	6:14.779	4:44.507	34.913	32.684	22.675	31:18.712	12	2:07.695	35.592	35.341	33.651	23.111	29:44.041
12	2:04.656	35.077	34.408	32.614	22.557	33:23.368	13	2:16.571	36.196	35.936	38.225	26.214	32:00.612
13	2:04.666	35.443	34.581	32.299	22.343	35:28.034	14	2:27.231	55.372	35.589	33.368	22.902	34:27.843
14	2:04.692	34.991	34.641	32.425	22.635	37:32.726	15	2:07.137	35.668	35.469	33.035	22.965	36:34.980
15	2:09.562	36.963	35.320	34.421	22.858	39:42.288	16	2:10.870	35.875	38.574	33.441	22.980	38:45.850
16	2:05.145	34.838	35.157	32.244	22.906	41:47.433	17	2:07.288	35.699	35.348	33.197	23.044	40:53.138
33	Filip Rehacek					CZE	43	Xavier Artigas López					SPA
	IGAX					HONDA		HONDA IMPALA					HONDA
1	2:08.788	36.250	36.064	33.140	23.334	2:08.788	1	2:13.474	40.447	36.706	33.490	22.831	2:13.474
2	2:12.924	36.040	35.201	33.144	28.539	4:21.712	2	2:05.279	35.326	34.822	32.448	22.683	4:18.753
3	7:08.495	5:35.920	35.733	33.210	23.632	11:30.207	3	2:05.307	35.130	34.878	32.470	22.829	6:24.060
4	2:08.033	36.049	35.332	32.985	23.667	13:38.240	4	2:05.059	34.932	34.794	32.462	22.871	8:29.119
5	2:07.358	35.894	35.026	32.861	23.577	15:45.598	5	2:04.389	34.945	34.634	32.217	22.593	10:33.508
6	2:07.432	35.904	35.395	32.792	23.341	17:53.030	6	2:15.033	35.430	36.201	34.086	29.316	12:48.541
7	2:06.793	35.357	35.341	33.215	22.880	19:59.823	7	2:34.407	1:02.390	35.864	33.004	23.149	15:22.948
8	2:13.086	35.742	36.511	33.395	27.438	22:12.909	8	2:07.898	35.234	35.864	33.624	23.176	17:30.846
9	7:17.809	5:44.996	36.005	33.476	23.332	29:30.718	9	2:10.768	34.925	35.447	32.884	27.512	19:41.614
							10	7:23.419	5:50.470	36.255	33.528	23.166	27:05.033





EUROPEAN TALENT CUP
FIM CEV REPSOL MOTORLAND ARAGÓN
Qualifying practice 2

Analysis

Personal Best, Session Best, Crossing the finish line in pit lane

Table with 12 columns: Lap, Time, Sector 1, Sector 2, Sector 3, Sector 4, Elapsed. Rows 11-17 and 10-15.

Driver profile for Luca De Vleeschauwer (45), BEL, WEST RACING, HONDA. Includes lap times and sector data.

Driver profile for Ondrej Vostatek (50), CZE, IGAX TEAM, HONDA. Includes lap times and sector data.

Driver profile for David Salvador Gómez (46), SPA, CUNA DE CAMPEONES, HONDA. Includes lap times and sector data.

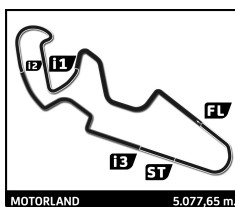
Driver profile for Fermín Aldeguer Mengual (54), SPA, BESTER CAPITAL DUBAI JUNIOR TI, HONDA. Includes lap times and sector data.

Driver profile for Gabin Planques (48), FRA, LAGLISSE ACADEMY, HONDA. Includes lap times and sector data.

Driver profile for Matyás Konečný (55), CZE, PINAMOTO RS, HONDA. Includes lap times and sector data.

Driver profile for Kenny Koskinen (57), FIN, H43 TEAM NOBBY-BLUMAQ, HONDA. Includes lap times and sector data.





EUROPEAN TALENT CUP
FIM CEV REPSOL MOTORLAND ARAGÓN
Qualifying practice 2

Analysis

Personal Best, Session Best, Crossing the finish line in pit lane

Table with 12 columns: Lap, Time, Sector 1, Sector 2, Sector 3, Sector 4, Elapsed. Rows 4-12 and 10-16.

58 Iñigo Iglesias Bravo, IMC TEAM, HONDA. Table with 7 columns: Lap, Time, Sector 1, Sector 2, Sector 3, Sector 4, Elapsed. Rows 1-15.

61 Iker Garcia Abella, REALE AVINTIA BLUMAQ HMA, HONDA. Table with 7 columns: Lap, Time, Sector 1, Sector 2, Sector 3, Sector 4, Elapsed. Rows 1-15.

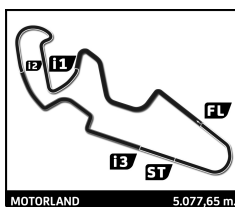
64 Colin Velthuisen, NYKOS RACING, HONDA. Table with 7 columns: Lap, Time, Sector 1, Sector 2, Sector 3, Sector 4, Elapsed. Rows 1-9.

70 Joshua John Whitley, FAU 55 RACING, HONDA. Table with 7 columns: Lap, Time, Sector 1, Sector 2, Sector 3, Sector 4, Elapsed. Rows 1-17.

72 Mattia Falzone, SIC 58 SQUADRA CORSE, HONDA. Table with 7 columns: Lap, Time, Sector 1, Sector 2, Sector 3, Sector 4, Elapsed. Rows 1-16.

76 Julián Giral Romero, TALENT TEAM ESTRELLA GALICIA, HONDA. Table with 7 columns: Lap, Time, Sector 1, Sector 2, Sector 3, Sector 4, Elapsed. Rows 1-8.





EUROPEAN TALENT CUP

FIM CEV REPSOL MOTORLAND ARAGÓN

Qualifying practice 2

Analysis

■ Personal Best ■ Session Best B Crossing the finish line in pit lane

Lap	Time	Sector 1	Sector 2	Sector 3	Sector 4	Elapsed	Lap	Time	Sector 1	Sector 2	Sector 3	Sector 4	Elapsed
9	10:35.444	9:04.599	35.088	32.902	22.855	28:00.360	12	2:13.669B	36.230	35.880	33.826	27.733	30:53.413
10	2:05.450	35.409	34.639	32.577	22.825	30:05.810	13	6:40.407	5:07.825	36.218	33.349	23.015	37:33.820
11	2:05.809	35.118	34.476	33.354	22.861	32:11.619	14	2:07.159	35.404	35.505	32.955	23.295	39:40.979
12	2:05.063	34.912	34.869	32.608	22.674	34:16.682	15	2:06.733	35.549	34.923	33.082	23.179	41:47.712
13	2:12.832B	37.210	35.013	32.995	27.614	36:29.514							
14	3:43.471	2:12.155	35.178	32.979	23.159	40:12.985							

79 Salvatore Ragusa ITA
 DANI RIVAS TALENT TEAM HONDA

1	2:17.471	41.969	37.581	34.429	23.492	2:17.471
2	2:08.798	36.268	35.548	33.906	23.076	4:26.269
3	2:07.645	36.013	35.828	32.951	22.853	6:33.914
4	2:07.633	36.427	35.218	33.061	22.927	8:41.547
5	2:06.900	35.682	35.192	33.025	23.001	10:48.447
6	2:07.197	35.866	35.142	32.864	23.325	12:55.644
7	2:09.974	35.891	36.014	33.664	24.405	15:05.618
8	2:25.290B	47.374	36.306	33.853	27.757	17:30.908
9	5:51.309	4:18.219	36.307	33.364	23.419	23:22.217
10	2:18.704B	41.160	36.060	33.568	27.916	25:40.921
11	3:30.615	1:57.231	36.043	33.705	23.636	29:11.536
12	2:07.161	35.558	35.054	33.340	23.209	31:18.697
13	2:07.328	35.703	35.464	32.884	23.277	33:26.025
14	2:07.712	35.602	35.531	33.219	23.360	35:33.737
15	2:11.892B	36.016	35.375	33.123	27.378	37:45.629

80 Víctor Alonso Rodilla SPA
 PERKS HONDA

1	2:11.037	37.422	37.015	33.386	23.214	2:11.037
2	2:07.793	36.165	35.680	32.881	23.067	4:18.830
3	2:09.443	36.884	35.661	33.691	23.207	6:28.273
4	2:08.569	35.994	35.550	33.576	23.449	8:36.842
5	2:07.716	36.086	35.448	33.013	23.169	10:44.558
6	2:12.511	36.174	40.125	32.876	23.336	12:57.069
7	2:16.635	35.991	35.491	41.743	23.410	15:13.704
8	2:08.113	36.141	35.552	33.123	23.297	17:21.817
9	2:15.701B	36.288	35.922	33.785	29.706	19:37.518
10	8:25.757	6:53.131	35.905	33.358	23.363	28:03.275
11	2:08.351	36.037	35.579	33.183	23.552	30:11.626
12	2:14.221	42.142	35.602	33.294	23.183	32:25.847
13	2:08.285	35.966	35.661	33.162	23.496	34:34.132
14	2:08.447	36.103	35.716	33.064	23.564	36:42.579
15	2:08.572	36.109	35.676	33.294	23.493	38:51.151
16	2:08.867	35.980	35.716	33.770	23.401	41:00.018

89 Marcos Uriarte Rodriguez SPA
 MRE TALENT HONDA

1	2:15.850	42.066	36.211	34.761	22.812	2:15.850
2	2:11.336	35.875	35.791	35.898	23.772	4:27.186
3	2:13.349B	36.531	36.335	33.389	27.094	6:40.535
4	4:24.511	2:52.591	35.581	33.161	23.178	11:05.046
5	2:06.982	35.675	35.254	32.778	23.275	13:12.028
6	2:10.112	35.855	36.391	33.749	24.117	15:22.140
7	2:08.767	35.992	36.052	33.623	23.100	17:30.907
8	2:10.637B	35.224	35.161	33.210	27.042	19:41.544
9	4:44.209	3:09.520	36.869	33.626	24.194	24:25.753
10	2:07.779	35.671	35.466	33.695	22.947	26:33.532
11	2:06.212	35.526	35.016	32.664	23.006	28:39.744

91 Víctor Rodríguez Nuñez SPA
 LAGLISSE ACADEMY HONDA

1	2:49.732	1:14.719	38.371	33.496	23.146	2:49.732
2	2:07.717	35.752	35.451	33.025	23.489	4:57.449
3	2:07.280	35.954	35.214	32.865	23.247	7:04.729
4	2:07.193	35.746	35.111	33.005	23.331	9:11.922
5	2:07.022	35.635	35.108	33.030	23.249	11:18.944
6	2:06.653	35.568	35.065	32.741	23.279	13:25.597
7	2:12.764B	36.186	35.820	33.258	27.500	15:38.361
8	8:18.937	6:46.801	36.292	32.878	22.966	23:57.298
9	2:05.910	35.393	35.073	32.677	22.767	26:03.208
10	2:05.860	35.353	35.120	32.662	22.725	28:09.068
11	2:06.318	35.242	34.937	32.850	23.289	30:15.386
12	2:10.248	36.689	36.007	33.845	23.707	32:25.634
13	2:12.162B	36.007	35.080	33.319	27.756	34:37.796

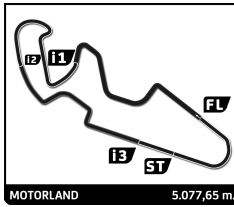
94 Marvin Siebrath GER
 PRUSTEL BLUMAQ HMA HONDA

1	2:15.750	41.401	36.735	34.376	23.238	2:15.750
2	2:08.617	36.154	35.810	33.461	23.192	4:24.367
3	2:09.288	36.909	35.884	33.068	23.427	6:33.655
4	2:07.185	35.778	35.195	33.214	22.998	8:40.840
5	2:06.259	35.673	34.896	32.745	22.945	10:47.099
6	2:06.945	35.602	35.160	33.065	23.118	12:54.044
7	2:20.118B	35.924	37.849	35.646	30.699	15:14.162
8	8:30.976	6:54.799	38.039	34.160	23.978	23:45.138
9	2:15.930	39.243	38.368	34.089	24.230	26:01.068
10	2:13.972	36.342	35.355	38.817	23.458	28:15.040
11	2:08.583	36.334	35.295	33.300	23.654	30:23.623
12	2:08.151	36.029	35.477	33.246	23.399	32:31.774
13	2:16.261B	35.923	36.087	34.784	29.467	34:48.035
14	5:10.811	3:37.598	35.704	33.612	23.897	39:58.846
15	2:07.739	35.961	35.375	33.106	23.297	42:06.585

95 José Antonio Rueda Ruiz SPA
 TALENT TEAM ESTRELLA GALICIA HONDA

1	3:23.376	1:48.428	38.836	33.208	22.904	3:23.376
2	2:06.121	35.373	34.919	32.783	23.046	5:29.497
3	2:05.984	35.719	34.682	32.642	22.941	7:35.481
4	2:05.231	35.090	34.655	32.517	22.969	9:40.712
5	2:04.618	35.048	34.508	32.360	22.702	11:45.330
6	2:05.070	35.043	34.513	32.605	22.909	13:50.400
7	2:04.617	34.863	34.391	32.431	22.932	15:55.017
8	2:04.992	35.008	34.584	32.544	22.856	18:00.009
9	2:14.656B	38.832	34.869	33.171	27.784	20:14.665
10	7:45.533	6:14.593	35.217	32.835	22.888	28:00.198
11	2:05.314	35.167	34.592	32.567	22.988	30:05.512
12	2:04.920	34.964	34.508	32.445	23.003	32:10.432
13	2:05.724	35.064	34.917	32.525	23.218	34:16.156
14	2:12.741B	37.580	35.045	32.937	27.179	36:28.897
15	4:10.179	2:39.043	34.951	32.930	23.255	40:39.076





EUROPEAN TALENT CUP

FIM CEV REPSOL MOTORLAND ARAGÓN

Qualifying practice 2

Analysis

■ Personal Best ■ Session Best B Crossing the finish line in pit lane

Lap	Time	Sector 1	Sector 2	Sector 3	Sector 4	Elapsed	Lap	Time	Sector 1	Sector 2	Sector 3	Sector 4	Elapsed
96	Daniel Holgado Miralles						SPA						
	TALENT TEAM ESTRELLA GALICIA						HONDA						
1	2:20.105	47.631	36.072	33.296	23.106	2:20.105							
2	2:06.589	35.724	35.136	32.930	22.799	4:26.694							
3	2:06.593	35.416	35.440	32.947	22.790	6:33.287							
4	2:07.008	35.753	35.522	32.946	22.787	8:40.295							
5	2:06.711	35.540	35.268	32.841	23.062	10:47.006							
6	2:12.920B	36.386	35.468	33.009	28.057	12:59.926							
7	6:53.786	5:21.293	35.750	33.237	23.506	19:53.712							
8	2:07.770	35.975	35.416	32.951	23.428	22:01.482							
9	2:07.358	35.817	35.337	32.878	23.326	24:08.840							
10	2:06.955	35.706	35.110	33.001	23.138	26:15.795							
11	2:06.470	35.519	35.161	32.786	23.004	28:22.265							
12	2:07.078	35.566	35.166	32.992	23.354	30:29.343							
13	2:13.028B	36.740	36.046	32.974	27.268	32:42.371							
14	5:06.435	3:32.535	36.783	33.443	23.674	37:48.806							
15	2:10.180	36.225	36.157	34.161	23.637	39:58.986							
16	2:07.140	35.683	35.054	32.908	23.495	42:06.126							

