

MOTO2

FIM CEV REPSOL MOTORLAND ARAGÓN

Race 2 ((10 laps, 50,8 km.))

Classification

Rider	Nat	Team	Bike	Tyres	Cl.	Laps	Total Time	Gap	Kph	Best Lap			
										Lap	Time	Kph	
1	57	Edgar Pons Ramón	SPA	AGR TEAM	KALEX	DUNLOP	10	19:11.259	-	158.8	2	1:54.858	159.1
2	2	Jesko Raffin	SWI	SWISS INNOVATIVE INVESTORS JUNIOR	KALEX	DUNLOP	10	19:11.913	+0.654	158.7	9	1:54.856	159.1
3	14	Hector Garzó Vicent	SPA	TEAM WIMU CNS	TECH3	DUNLOP	10	19:21.694	+10.435	157.3	2	1:55.043	158.9
4	70	Marc Alcoba Espi	SPA	DYNAVOLT INTACT JUNIOR TEAM	KALEX	DUNLOP	10	19:23.917	+12.658	157.0	5	1:56.043	157.5
5	10	Tommaso Marcon	ITA	TEAM CIATTI	SPEED UP	DUNLOP	10	19:24.019	+12.760	157.0	4	1:55.563	158.2
6	77	Miquel Pons Payeras	SPA	BULLIT	KALEX	DUNLOP	10	19:25.656	+14.397	156.8	2	1:55.663	158.0
7	18	Xavier Cardelus Garcia	AND	TEAM STYLOBIKE	KALEX	DUNLOP	10	19:27.211	+15.952	156.6	2	1:56.088	157.4
8	61	Alessandro Zaccone	ITA	XCTECH MODULA	KALEX	DUNLOP	10	19:27.304	+16.045	156.6	2	1:56.192	157.3
9	21	Matthias Meggle	GER	DYNAVOLT INTACT JUNIOR TEAM	KALEX	DUNLOP	10	19:32.474	+21.215	155.9	2	1:56.267	157.2
10	46	Marcel Brenner	SWI	H43 TEAM NOBBY-TALASUR	KALEX	DUNLOP	10	19:35.531	+24.272	155.5	2	1:56.206	157.3
11	74	Piotr Biesiekirski	POL	EUVIC STYLOBIKE GOOD RACING	KALEX	DUNLOP	10	19:38.220	+26.961	155.1	4	1:56.922	156.3
12	67	Roman Fischer	SWI	PINAMOTO RS	YAMAHA	DUNLOP	Super 10	19:59.462	+48.203	152.4	4	1:59.346	153.1
13	8	Alessandro Zetti	ITA	FAU55RACING	YAMAHA	DUNLOP	Super 10	20:01.910	+50.651	152.1	8	1:59.404	153.1
14	24	Chandler Cooper	AUS	XCTECH MODULA	YAMAHA	DUNLOP	Super 10	20:03.128	+51.869	151.9	8	1:59.506	152.9
15	6	Giacomo Lorenzon	ITA	BIERRETI	GP10	DUNLOP	10	20:25.298	+1:14.039	149.2	2	2:01.463	150.5
16	66	Philippe Le Gallo	FRA	YAMAHA LAGLISSE	YAMAHA	DUNLOP	Super 10	20:59.354	+1:48.095	145.1	10	2:04.342	147.0
17	29	Luis Pomares Martínez	SPA	PINAMOTO RS	KAWASAKI	DUNLOP	Super 9	20:59.881	1 Lap	130.6	9	2:07.238	143.6

Not classified:

12	Mark Chiodo	AUS	EASYRACE MOTO2 TEAM	SUTER	DUNLOP	2	3:57.032			2	1:56.630	156.7
3	Lukas Tulovic	GER	TEAM WIMU CNS	TECH3	DUNLOP							

Not started

20	Dimas Ekky Pratama	INA	ASTRA HONDA RACING TEAM	KALEX	DUNLOP							
37	Oleksandr Anin	UKR	XCTECH MODULA	YAMAHA	DUNLOP	Super						

Pole Position

E. Pons Ramón **1:53.675** 160.8 Kph

Fastest Lap

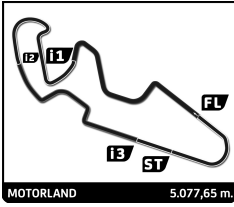
Lap 9 Jesko Raffin **1:54.856** 159.1 Kph

Published at:

Track Status: **DRY**

Race Director:	Timekeeper:
----------------	-------------





MOTO2

FIM CEV REPSOL MOTORLAND ARAGÓN

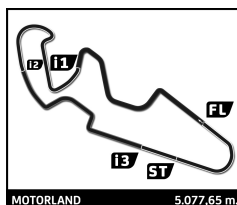
Race 2

Lap Chart

LAP

Nr	Pos	Grid	1	2	3	4	5	6	7	8	9	10
57	1	57	57	57	57	57	57	57	57	57	57	57
2	2	2	2	2	2	2	2	2	2	2	2	2
14	3	14	14	14	14	14	14	14	14	14	14	14
3	4	3	70	70	70	70	70	70	70	70	70	70
10	5	10	77	77	77	77	77	77	77	10	10	10
77	6	77	61	61	61	61	10	10	10	77	77	77
70	7	70	18	10	18	18	61	61	61	61	61	18
18	8	18	10	18	10	10	18	18	18	18	18	61
61	9	61	46	46	46	21	21	21	21	21	21	21
21	10	21	21	21	21	46	46	46	46	46	46	46
20	11	20	12	12	74	74	74	74	74	74	74	74
46	12	46	74	74	67	67	67	67	67	67	67	67
74	13	74	8	8	8	8	8	8	8	8	8	8
12	14	12	67	67	24	24	24	24	24	24	24	24
67	15	67	24	24	6	6	6	6	6	6	6	6
8	16	8	6	6	66	66	66	66	66	66	66	66
29	17	29	29	66	29	29	29	29	29	29	29	29
6	18	6	66	29								
37	19	37										
24	20	24										
66	21	66										





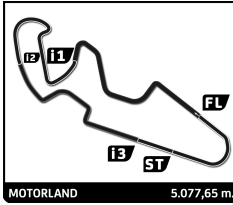
MOTO2

FIM CEV REPSOL MOTORLAND ARAGÓN

Race 2

Best Sector Times

SECTOR 1			SECTOR 2		SECTOR 3		SECTOR 4		Pos	Ideal Lap	Best Lap	
Pos	Rider	Time	Rider	Time	Rider	Time	Rider	Time				
1	2 J.Raffin	32.419	57 E.Pons Ramón	32.020	57 E.Pons Ramón	29.812	2 J.Raffin	20.047	1	57	1:54.471	1:54.858 (2)
2	57 E.Pons Ramón	32.564	14 H.Garzó	32.152	14 H.Garzó	29.948	57 E.Pons Ramón	20.075	2	2	1:54.600	1:54.856 (1)
3	77 M.Pons Payeras	32.651	2 J.Raffin	32.168	2 J.Raffin	29.966	14 H.Garzó	20.107	3	14	1:54.866	1:55.043 (3)
4	14 H.Garzó	32.659	10 T.Marcon	32.278	70 M.Alcoba Espi	30.079	70 M.Alcoba Espi	20.119	4	10	1:55.375	1:55.563 (4)
5	10 T.Marcon	32.714	77 M.Pons Payeras	32.338	10 T.Marcon	30.210	10 T.Marcon	20.173	5	77	1:55.445	1:55.663 (5)
6	61 A.Zaccane	32.770	21 M.Meggle	32.413	77 M.Pons Payeras	30.234	18 X.Cardelus Garcia	20.206	6	70	1:55.625	1:56.043 (6)
7	18 X.Cardelus Garcia	32.774	18 X.Cardelus Garcia	32.414	18 X.Cardelus Garcia	30.290	77 M.Pons Payeras	20.222	7	18	1:55.684	1:56.088 (7)
8	46 M.Brenner	32.843	46 M.Brenner	32.510	61 A.Zaccane	30.330	21 M.Meggle	20.273	8	61	1:56.041	1:56.192 (8)
9	70 M.Alcoba Espi	32.879	70 M.Alcoba Espi	32.548	12 M.Chiodo	30.414	12 M.Chiodo	20.281	9	46	1:56.140	1:56.206 (9)
10	74 P.Biesiekirski	33.019	61 A.Zaccane	32.646	21 M.Meggle	30.418	61 A.Zaccane	20.295	10	21	1:56.143	1:56.267 (10)
11	21 M.Meggle	33.039	12 M.Chiodo	32.704	74 P.Biesiekirski	30.441	46 M.Brenner	20.334	11	12	1:56.501	1:56.630 (11)
12	12 M.Chiodo	33.102	3 L.Tulovic	32.785	46 M.Brenner	30.453	74 P.Biesiekirski	20.381	12	74	1:56.657	1:56.922 (12)
13	8 A.Zetti	33.747	74 P.Biesiekirski	32.816	24 C.Cooper	31.070	67 R.Fischer	20.862	13	67	1:59.025	1:59.346 (13)
14	67 R.Fischer	33.771	67 R.Fischer	33.252	8 A.Zetti	31.098	8 A.Zetti	20.895	14	24	1:59.340	1:59.506 (15)
15	24 C.Cooper	33.963	24 C.Cooper	33.397	67 R.Fischer	31.140	24 C.Cooper	20.910	15	8	1:59.357	1:59.404 (14)
16	29 L.Pomares Martínez	34.395	29 L.Pomares Martínez	33.475	29 L.Pomares Martínez	31.278	66 P.Le Gallo	21.513	16	29	2:01.369	2:07.238 (18)
17	6 G.Lorenzon	34.446	8 A.Zetti	33.617	6 G.Lorenzon	31.634	6 G.Lorenzon	21.541	17	6	2:01.432	2:01.463 (16)
18	66 P.Le Gallo	35.093	6 G.Lorenzon	33.811	66 P.Le Gallo	32.601	29 L.Pomares Martínez	22.221	18	66	2:03.953	2:04.342 (17)



MOTORLAND 5.077,65 m.

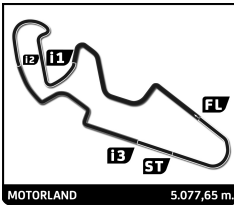
MOTO2

FIM CEV REPSOL MOTORLAND ARAGÓN

Race 2

Best Top Speeds

Rider	Team	Top 1		Top 2		Top 3		Top 4		Top 5		Avg
		Kph	Lap	Kph	Lap	Kph	Lap	Kph	Lap	Kph	Lap	
10 Tommaso Marcon	TEAM CIATTI	273.4	2	267.3	4	266.7	7	266.0	1	264.1	5	267,5
74 Piotr Biesiekirski	EUVIC STYLOBIKE GOOD RACING	270.7	1	268.7	2	265.4	7	265.4	4	264.7	6	267,0
70 Marc Alcoba Espi	DYNAVOLT INTACT JUNIOR TEAM	269.3	1	266.7	9	266.7	7	266.0	2	266.0	8	266,9
14 Hector Garzó Vicent	TEAM WIMU CNS	268.7	1	268.7	2	265.4	7	264.7	5	264.1	9	266,3
18 Xavier Cardelus Garcia	TEAM STYLOBIKE	268.0	6	268.0	2	268.0	5	268.0	7	266.7	9	267,7
77 Miquel Pons Payeras	BULLIT	267.3	2	266.7	8	266.0	9	265.4	1	265.4	7	266,2
21 Matthias Meggle	DYNAVOLT INTACT JUNIOR TEAM	267.3	3	266.0	2	265.4	1	264.7	5	263.4	7	265,4
12 Mark Chiodo	EASYRACE MOTO2 TEAM	266.7	1	266.0	2							266,4
46 Marcel Brenner	H43 TEAM NOBBY-TALASUR	266.0	5	265.4	2	265.4	3	264.7	7	264.1	6	265,1
2 Jesko Raffin	SWISS INNOVATIVE INVESTORS JUNIOR	264.7	1	264.7	9	264.7	8	264.1	2	264.1	5	264,5
57 Edgar Pons Ramón	AGR TEAM	264.7	9	264.7	8	264.1	2	263.4	1	263.4	7	264,1
61 Alessandro Zaccone	XCTECH MODULA	262.8	6	262.1	1	261.5	7	260.9	8	260.9	9	261,6
67 Roman Fischer	PINAMOTO RS	256.5	2	255.9	1	253.5	9	252.9	7	252.9	6	254,3
24 Chandler Cooper	XCTECH MODULA	255.3	1	254.1	7	252.9	9	252.9	6	252.3	8	253,5
29 Luis Pomares Martínez	PINAMOTO RS	252.3	1	250.6	2	246.6	5	244.3	4	244.3	9	247,6
66 Philippe Le Gallo	YAMAHA LAGLISSE	252.3	10	250.6	8	250.6	1	250.0	7	250.0	9	250,7
8 Alessandro Zetti	FAU55RACING	250.6	10	250.6	9	250.6	7	250.6	6	250.0	5	250,5
6 Giacomo Lorenzon	BIERRETI	244.3	1	243.2	7	242.7	2	242.2	5	241.6	9	242,8
20 Dimas Ekky Pratama	ASTRA HONDA RACING TEAM											
3 Lukas Tulovic	TEAM WIMU CNS											
37 Oleksandr Anin	XCTECH MODULA											



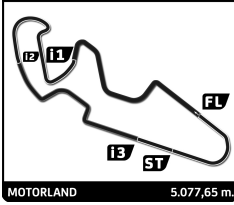
MOTO2

FIM CEV REPSOL MOTORLAND ARAGÓN

Race 2

Leader Sequence

Nr	Rider	Team	Bike	Start	End Lap	Laps	Total Laps
57	Edgar Pons Ramón	AGR TEAM	KALEX	1	10	10	10
Superstock 600							
8	Alessandro Zetti	FAU55RACING	YAMAHA	1	2	2	2
67	Roman Fischer	PINAMOTO RS	YAMAHA	3	10	8	8



MOTO2

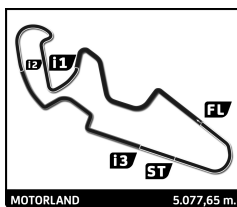
FIM CEV REPSOL MOTORLAND ARAGÓN

Race 2

Fastest Lap Sequence

Practice Time	Rider	Team	Bike	Class	Time	Kph	Lap
3:51.394	57 Edgar Pons Ramón	AGR TEAM	KALEX		1:54.858	159.1	2
17:16.883	2 Jesko Raffin	SWISS INNOVATIVE INVESTORS JUNIOR	KALEX		1:54.856	159.1	9





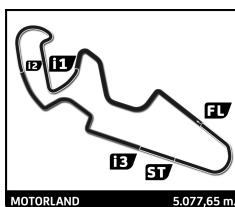
MOTO2 FIM CEV REPSOL MOTORLAND ARAGÓN Race 2

Analysis by lap

Lapped

Nr	Lap Time	Gap	Nr	Lap Time	Gap	Nr	Lap Time	Gap	Nr	Lap Time	Gap	Nr	Lap Time	Gap
Lap 1			6	2:02.282	22.967	24	1:59.623	32.529	24	1:59.947	46.879			
57	1:56.536		66	2:05.593	35.344	6	2:03.545	45.264	6	2:02.073	1:07.304			
2	1:57.008	0.472	29	2:25.785	1:04.976	66	2:05.788	1:07.448	29	2:14.502	1 Lap			
14	1:57.373	0.837	Lap 4			Lap 7			Lap 10					
70	1:58.108	1.572	57	1:55.088		57	1:55.037		57	1:54.959				
77	1:58.745	2.209	2	1:54.994	0.537	2	1:55.101	0.652	2	1:55.030	0.654			
61	1:59.205	2.669	14	1:56.003	2.708	14	1:56.194	6.300	14	1:56.382	10.435			
18	1:59.628	3.092	70	1:56.268	5.173	70	1:56.161	8.561	70	1:56.463	12.658			
10	1:59.831	3.295	77	1:56.245	5.502	77	1:56.353	9.550	10	1:55.955	12.760			
46	2:00.043	3.507	61	1:56.210	6.623	10	1:55.970	9.683	77	1:57.002	14.397			
21	2:00.132	3.596	18	1:56.158	6.766	61	1:56.444	10.829	18	1:56.914	15.952			
12	2:00.402	3.866	10	1:55.563	6.863	18	1:56.602	11.058	61	1:57.275	16.045			
74	2:00.870	4.334	21	1:56.502	8.171	21	1:57.009	13.745	21	1:57.556	21.215			
8	2:02.903	6.367	46	1:56.989	8.587	46	1:57.473	15.047	46	1:58.250	24.272			
67	2:03.129	6.593	74	1:56.922	10.759	74	1:57.783	18.728	74	1:57.899	26.961			
24	2:05.079	8.543	67	1:59.346	20.269	67	1:59.838	34.540	67	1:59.400	48.203			
6	2:05.560	9.024	8	2:00.205	21.924	8	1:59.811	36.486	8	2:00.109	50.651			
29	2:09.286	12.750	24	2:00.003	23.073	24	1:59.828	37.320	24	1:59.949	51.869			
66	2:10.748	14.212	6	2:01.964	29.843	29	2:21.872	1 Lap	6	2:01.694	1:14.039			
Lap 2			66	2:05.458	45.714	6	2:02.785	53.012	66	2:04.342	1:48.095			
57	1:54.858		29	2:15.240	1:25.128	66	2:05.213	1:17.624	29	2:07.238	1 Lap			
2	1:54.925	0.539	Lap 5			Lap 8								
14	1:55.043	1.022	57	1:54.967		57	1:54.930							
70	1:56.069	2.783	2	1:55.004	0.574	2	1:54.969	0.691						
77	1:55.663	3.014	14	1:56.218	3.959	14	1:56.258	7.628						
61	1:56.192	4.003	70	1:56.043	6.249	70	1:56.086	9.717						
10	1:55.695	4.132	77	1:56.267	6.802	10	1:56.109	10.862						
18	1:56.088	4.322	10	1:55.810	7.706	77	1:56.563	11.183						
46	1:56.206	4.855	61	1:56.324	7.980	61	1:56.231	12.130						
21	1:56.267	5.005	18	1:56.522	8.321	18	1:56.371	12.499						
12	1:56.630	5.638	21	1:56.701	9.905	21	1:57.309	16.124						
74	1:57.080	6.556	46	1:56.954	10.574	46	1:57.927	18.044						
8	1:59.970	11.479	74	1:57.396	13.188	74	1:57.692	21.490						
67	1:59.796	11.531	67	1:59.728	25.030	67	1:59.464	39.074						
24	1:59.790	13.475	8	1:59.879	26.836	8	1:59.404	40.960						
6	2:01.463	15.629	24	1:59.776	27.882	24	1:59.506	41.896						
66	2:05.341	24.695	6	2:01.819	36.695	6	2:02.113	1:00.195						
29	2:16.243	34.135	66	2:05.889	56.636	29	2:26.956	1 Lap						
Lap 3			Lap 6			Lap 9								
57	1:54.944		57	1:54.976		57	1:54.964							
2	1:55.036	0.631	2	1:54.990	0.588	2	1:54.856	0.583						
14	1:55.715	1.793	14	1:56.160	5.143	14	1:56.348	9.012						
70	1:56.154	3.993	70	1:56.164	7.437	70	1:56.401	11.154						
77	1:56.275	4.345	77	1:56.408	8.234	70	1:56.401	11.154						
61	1:56.442	5.501	10	1:56.020	8.750	10	1:55.866	11.764						
18	1:56.318	5.696	61	1:56.418	9.422	77	1:56.135	12.354						
10	1:57.200	6.388	18	1:56.148	9.493	61	1:56.563	13.729						
46	1:56.775	6.686	21	1:56.844	11.773	18	1:56.462	13.997						
21	1:56.696	6.757	46	1:57.013	12.611	21	1:57.458	18.618						
74	1:57.313	8.925	74	1:57.770	15.982	46	1:57.901	20.981						
67	1:59.424	16.011	29	2:42.759	1 Lap	74	1:57.495	24.021						
8	2:00.272	16.807	67	1:59.685	29.739	67	1:59.652	43.762						
24	1:59.627	18.158	8	1:59.852	31.712	8	1:59.505	45.501						





MOTO2

FIM CEV REPSOL MOTORLAND ARAGÓN

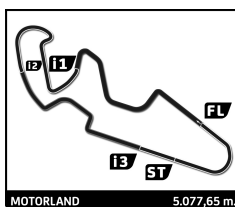
Race 2

Analysis

■ Personal Best ■ Session Best B Crossing the finish line in pit lane

Lap	Time	Sector 1	Sector 2	Sector 3	Sector 4	Elapsed	Lap	Time	Sector 1	Sector 2	Sector 3	Sector 4	Elapsed
2	Jesko Raffin SWI SWISS INNOVATIVE INVESTORS JL KALEX						14 Hector Garzó Vicent SPA TEAM WIMU CNS TECH3						
1	1:57.008	34.662	32.279	29.970	20.097	1:57.008	1	1:57.373	34.898	32.420	29.948	20.107	1:57.373
2	1:54.925	32.640	32.185	29.966	20.134	3:51.933	2	1:55.043	32.659	32.152	29.960	20.272	3:52.416
3	1:55.036	32.576	32.230	30.057	20.173	5:46.969	3	1:55.715	32.978	32.264	30.141	20.332	5:48.131
4	1:54.994	32.548	32.189	30.069	20.188	7:41.963	4	1:56.003	32.847	32.429	30.361	20.366	7:44.134
5	1:55.004	32.541	32.230	30.109	20.124	9:36.967	5	1:56.218	32.992	32.486	30.387	20.353	9:40.352
6	1:54.990	32.502	32.226	30.138	20.124	11:31.957	6	1:56.160	32.769	32.475	30.599	20.317	11:36.512
7	1:55.101	32.575	32.292	30.094	20.140	13:27.058	7	1:56.194	33.024	32.488	30.347	20.335	13:32.706
8	1:54.969	32.525	32.288	30.109	20.047	15:22.027	8	1:56.258	33.007	32.548	30.409	20.294	15:28.964
9	1:54.856	32.526	32.256	29.969	20.105	17:16.883	9	1:56.348	33.068	32.592	30.279	20.409	17:25.312
10	1:55.030	32.419	32.168	30.209	20.234	19:11.913	10	1:56.382	33.085	32.516	30.324	20.457	19:21.694
6	Giacomo Lorenzon ITA BIERRETI GP10						18 Xavier Cardelus Garcia AND TEAM STYLOBIKE KALEX						
1	2:05.560	38.256	33.857	31.830	21.617	2:05.560	1	1:59.628	35.947	32.931	30.535	20.215	1:59.628
2	2:01.463	34.446	33.811	31.665	21.541	4:07.023	2	1:56.088	32.774	32.414	30.439	20.461	3:55.716
3	2:02.282	34.475	33.818	32.270	21.719	6:09.305	3	1:56.318	33.007	32.571	30.379	20.361	5:52.034
4	2:01.964	34.665	33.918	31.705	21.676	8:11.269	4	1:56.158	32.780	32.663	30.378	20.337	7:48.192
5	2:01.819	34.530	33.919	31.743	21.627	10:13.088	5	1:56.522	33.377	32.620	30.290	20.235	9:44.714
6	2:03.545	34.521	34.051	33.379	21.594	12:16.633	6	1:56.148	32.856	32.622	30.375	20.295	11:40.862
7	2:02.785	35.585	34.015	31.634	21.551	14:19.418	7	1:56.602	33.177	32.794	30.294	20.337	13:37.464
8	2:02.113	34.456	33.860	31.948	21.849	16:21.531	8	1:56.371	32.945	32.732	30.488	20.206	15:33.835
9	2:02.073	34.783	33.997	31.702	21.591	18:23.604	9	1:56.462	32.870	32.786	30.453	20.353	17:30.297
10	2:01.694	34.452	33.819	31.802	21.621	20:25.298	10	1:56.914	32.924	32.591	30.974	20.425	19:27.211
8	Alessandro Zetti ITA FAU55RACING YAMAHA						21 Matthias Meggle GER DYNAVOLT INTACT JUNIOR TEAM KALEX						
1	2:02.903	36.958	33.844	31.135	20.966	2:02.903	1	2:00.132	36.246	32.829	30.622	20.435	2:00.132
2	1:59.970	33.830	33.732	31.234	21.174	4:02.873	2	1:56.267	33.039	32.413	30.542	20.273	3:56.399
3	2:00.272	34.220	33.751	31.230	21.071	6:03.145	3	1:56.696	33.230	32.521	30.553	20.392	5:53.095
4	2:00.205	34.099	33.795	31.315	20.996	8:03.350	4	1:56.502	33.203	32.567	30.418	20.314	7:49.597
5	1:59.879	33.952	33.700	31.292	20.935	10:03.229	5	1:56.701	33.150	32.726	30.497	20.328	9:46.298
6	1:59.852	33.783	33.892	31.251	20.926	12:03.081	6	1:56.844	33.171	32.733	30.488	20.452	11:43.142
7	1:59.811	33.886	33.680	31.219	21.026	14:02.892	7	1:57.009	33.256	32.895	30.509	20.349	13:40.151
8	1:59.404	33.755	33.617	31.119	20.913	16:02.296	8	1:57.309	33.410	32.976	30.533	20.390	15:37.460
9	1:59.505	33.747	33.765	31.098	20.895	18:01.801	9	1:57.458	33.340	32.926	30.717	20.475	17:34.918
10	2:00.109	33.903	33.863	31.232	21.111	20:01.910	10	1:57.556	33.291	32.959	30.717	20.589	19:32.474
10	Tommaso Marcon ITA TEAM CIATTI SPEED UP						24 Chandler Cooper AUS XCTECH MODULA YAMAHA						
1	1:59.831	35.732	32.792	31.090	20.217	1:59.831	1	2:05.079	38.457	34.047	31.590	20.985	2:05.079
2	1:55.695	32.842	32.278	30.402	20.173	3:55.526	2	1:59.790	34.056	33.472	31.155	21.107	4:04.869
3	1:57.200	32.970	32.497	31.417	20.316	5:52.726	3	1:59.627	34.050	33.397	31.070	21.110	6:04.496
4	1:55.563	32.714	32.362	30.219	20.268	7:48.289	4	2:00.003	33.985	33.624	31.274	21.120	8:04.499
5	1:55.810	32.878	32.449	30.302	20.181	9:44.099	5	1:59.776	34.007	33.505	31.222	21.042	10:04.275
6	1:56.020	32.944	32.490	30.376	20.210	11:40.119	6	1:59.623	34.018	33.455	31.225	20.925	12:03.898
7	1:55.970	32.878	32.510	30.380	20.202	13:36.089	7	1:59.828	34.017	33.492	31.379	20.940	14:03.726
8	1:56.109	32.892	32.579	30.442	20.196	15:32.198	8	1:59.506	33.963	33.523	31.110	20.910	16:03.232
9	1:55.866	32.917	32.541	30.210	20.198	17:28.064	9	1:59.947	34.031	33.653	31.199	21.064	18:03.179
10	1:55.955	32.825	32.547	30.240	20.343	19:24.019	10	1:59.949	34.180	33.612	31.122	21.035	20:03.128
12	Mark Chiodo AUS EASYRACE MOTO2 TEAM SUTER						29 Luis Pomares Martínez SPA PINAMOTO RS KAWASAKI						
1	2:00.402	36.435	33.030	30.656	20.281	2:00.402	1	2:09.286	37.489	33.833	31.278	26.686	2:09.286
2	1:56.630	33.102	32.756	30.414	20.358	3:57.032	2	2:16.243	34.395	33.475	31.323	37.050	4:25.529





MOTO2 FIM CEV REPSOL MOTORLAND ARAGÓN Race 2 Analysis

Personal Best Session Best B Crossing the finish line in pit lane

Table with 7 columns: Lap, Time, Sector 1, Sector 2, Sector 3, Sector 4, Elapsed. Rows 3-9.

46 Marcel Brenner SWI H43 TEAM NOBBY-TALASUR KALEX. Table with 7 columns: Lap, Time, Sector 1, Sector 2, Sector 3, Sector 4, Elapsed. Rows 1-10.

57 Edgar Pons Ramón SPA AGR TEAM KALEX. Table with 7 columns: Lap, Time, Sector 1, Sector 2, Sector 3, Sector 4, Elapsed. Rows 1-10.

61 Alessandro Zaccone ITA XCTECH MODULA KALEX. Table with 7 columns: Lap, Time, Sector 1, Sector 2, Sector 3, Sector 4, Elapsed. Rows 1-10.

66 Philippe Le Gallo FRA YAMAHA LAGLISSE YAMAHA. Table with 7 columns: Lap, Time, Sector 1, Sector 2, Sector 3, Sector 4, Elapsed. Rows 1-8.

Table with 7 columns: Lap, Time, Sector 1, Sector 2, Sector 3, Sector 4, Elapsed. Rows 9-10.

67 Roman Fischer SWI PINAMOTO RS YAMAHA. Table with 7 columns: Lap, Time, Sector 1, Sector 2, Sector 3, Sector 4, Elapsed. Rows 1-10.

70 Marc Alcoba Espi SPA DYNAVOLT INTACT JUNIOR TEAM KALEX. Table with 7 columns: Lap, Time, Sector 1, Sector 2, Sector 3, Sector 4, Elapsed. Rows 1-10.

74 Piotr Biesiekirski POL EUVIC STYLOBIKE GOOD RACING KALEX. Table with 7 columns: Lap, Time, Sector 1, Sector 2, Sector 3, Sector 4, Elapsed. Rows 1-10.

77 Miquel Pons Payeras SPA BULLIT KALEX. Table with 7 columns: Lap, Time, Sector 1, Sector 2, Sector 3, Sector 4, Elapsed. Rows 1-10.

