

MOTORLAND 5.077,65 m.

# MOTO2

## FIM CEV REPSOL MOTORLAND ARAGÓN

### Qualifying practice 1

### Classification

Nr.	Rider	Nat	Team	Bike	Tyres	Time	Lap Total	Gap	Kph
1	57 Edgar Pons Ramón	SPA	AGR TEAM	KALEX	DUNLOP	1:53.675	11 13	-	160.8
2	2 Jesko Raffin	SWI	SWISS INNOVATIVE INVESTORS JUNIOR	KALEX	DUNLOP	1:53.835	13 16	+0.160	160.6
3	14 Hector Garzó Vicent	SPA	TEAM WIMU CNS	TECH3	DUNLOP	1:54.403	15 16	+0.728	159.8
4	3 Lukas Tulovic	GER	TEAM WIMU CNS	TECH3	DUNLOP	1:55.290	17 17	+1.615	158.5
5	10 Tommaso Marcon	ITA	TEAM CIATTI	SPEED UP	DUNLOP	1:55.413	14 17	+1.738	158.4
6	77 Miquel Pons Payeras	SPA	BULLIT	KALEX	DUNLOP	1:55.538	11 17	+1.863	158.2
7	61 Alessandro Zaccone	ITA	XCTECH MODULA	KALEX	DUNLOP	1:55.945	3 17	+2.270	157.6
8	70 Marc Alcoba Espi	SPA	DYNAVOLT INTACT JUNIOR TEAM	KALEX	DUNLOP	1:55.956	11 17	+2.281	157.6
9	21 Matthias Meggle	GER	DYNAVOLT INTACT JUNIOR TEAM	KALEX	DUNLOP	1:56.052	12 17	+2.377	157.5
10	18 Xavier Cardelus Garcia	AND	TEAM STYLOBIKE	KALEX	DUNLOP	1:56.149	3 16	+2.474	157.4
11	20 Dimas Ekky Pratama	INA	ASTRA HONDA RACING TEAM	KALEX	DUNLOP	1:56.336	14 16	+2.661	157.1
12	46 Marcel Brenner	SWI	H43 TEAM NOBBY-TALASUR	KALEX	DUNLOP	1:56.373	14 17	+2.698	157.1
13	74 Piotr Biesiekirski	POL	EUVIC STYLOBIKE GOOD RACING	KALEX	DUNLOP	1:56.767	15 17	+3.092	156.5
14	12 Mark Chiodo	AUS	EASYRACE MOTO2 TEAM	SUTER	DUNLOP	1:57.618	6 16	+3.943	155.4
15	35 Benigno Rene Solis	USA	AGR TEAM	KALEX	DUNLOP	1:59.610	12 14	+5.935	152.8
16	29 Luis Pomares Martínez	SPA	PINAMOTO RS	KAWASAKI	DUNLOP Supers	1:59.868	14 14	+6.193	152.5
17	67 Roman Fischer	SWI	PINAMOTO RS	YAMAHA	DUNLOP Supers	1:59.895	11 14	+6.220	152.4
18	6 Giacomo Lorenzon	ITA	BIERRETI	GP10	DUNLOP	2:00.296	11 14	+6.621	151.9
19	8 Alessandro Zetti	ITA	FAU55RACING	YAMAHA	DUNLOP Supers	2:00.333	15 17	+6.658	151.9
20	37 Oleksandr Anin	UKR	XCTECH MODULA	YAMAHA	DUNLOP Supers	2:00.504	8 15	+6.829	151.7
21	24 Chandler Cooper	AUS	XCTECH MODULA	YAMAHA	DUNLOP Supers	2:00.932	14 17	+7.257	151.1
22	66 Philippe Le Gallo	FRA	YAMAHA LAGLISSE	YAMAHA	DUNLOP Supers	2:04.225	10 13	+10.550	147.1

Max. qual. time: 2:05.042

4	Javier Artime González	SPA	YAMAHA LAGLISSE	YAMAHA	DUNLOP Supers	2:06.991	10 13		143.9
---	------------------------	-----	-----------------	--------	---------------	----------	-------	--	-------

<b>Fastest Lap</b>	Lap 11	Edgar Pons Ramón	1:53.675	160.8 Kph
--------------------	--------	------------------	----------	-----------

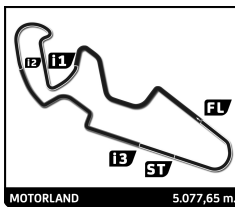
Qualifying Time: 2:05.042

Published at: .....

Track Status: **DRY**

Race Director:	Timekeeper:
----------------	-------------





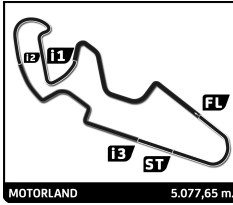
## MOTO2

### FIM CEV REPSOL MOTORLAND ARAGÓN

#### Qualifying practice 1

#### Best Sector Times

SECTOR 1			SECTOR 2		SECTOR 3		SECTOR 4		Pos	Ideal Lap	Best Lap	
Pos	Rider	Time	Rider	Time	Rider	Time	Rider	Time				
1	2 J.Raffin	32.163	57 E.Pons Ramón	31.784	57 E.Pons Ramón	29.588	10 T.Marcon	19.949	1	57	1:53.608	1:53.675 (1)
2	57 E.Pons Ramón	32.239	14 H.Garzó	31.839	2 J.Raffin	29.669	2 J.Raffin	19.950	2	2	1:53.749	1:53.835 (2)
3	14 H.Garzó	32.334	2 J.Raffin	31.967	14 H.Garzó	29.794	57 E.Pons Ramón	19.997	3	14	1:54.014	1:54.403 (3)
4	3 L.Tulovic	32.478	77 M.Pons Payeras	32.254	3 L.Tulovic	29.979	14 H.Garzó	20.047	4	3	1:54.906	1:55.290 (4)
5	77 M.Pons Payeras	32.685	3 L.Tulovic	32.280	10 T.Marcon	30.050	3 L.Tulovic	20.169	5	10	1:55.028	1:55.413 (5)
6	10 T.Marcon	32.729	10 T.Marcon	32.300	70 M.Alcoba Espi	30.073	61 A.Zaccone	20.176	6	77	1:55.399	1:55.538 (6)
7	18 X.Cardelus Garcia	32.761	18 X.Cardelus Garcia	32.310	61 A.Zaccone	30.091	18 X.Cardelus Garcia	20.245	7	18	1:55.440	1:56.149 (10)
8	61 A.Zaccone	32.846	70 M.Alcoba Espi	32.394	77 M.Pons Payeras	30.109	70 M.Alcoba Espi	20.263	8	70	1:55.580	1:55.956 (8)
9	70 M.Alcoba Espi	32.850	21 M.Meggle	32.475	18 X.Cardelus Garcia	30.124	20 D.Ekky Pratama	20.321	9	61	1:55.603	1:55.945 (7)
10	21 M.Meggle	32.859	61 A.Zaccone	32.490	21 M.Meggle	30.253	21 M.Meggle	20.350	10	21	1:55.937	1:56.052 (9)
11	74 P.Biesiekirski	32.938	46 M.Brenner	32.497	20 D.Ekky Pratama	30.323	77 M.Pons Payeras	20.351	11	20	1:56.211	1:56.336 (11)
12	20 D.Ekky Pratama	32.955	20 D.Ekky Pratama	32.612	74 P.Biesiekirski	30.323	46 M.Brenner	20.454	12	46	1:56.250	1:56.373 (12)
13	46 M.Brenner	32.958	74 P.Biesiekirski	32.748	46 M.Brenner	30.341	12 M.Chiodo	20.483	13	74	1:56.557	1:56.767 (13)
14	12 M.Chiodo	33.443	12 M.Chiodo	32.920	12 M.Chiodo	30.576	74 P.Biesiekirski	20.548	14	12	1:57.422	1:57.618 (14)
15	29 L.Pomares Martínez	33.855	29 L.Pomares Martínez	33.073	35 B.Solis	30.996	35 B.Solis	20.714	15	35	1:59.248	1:59.610 (15)
16	6 G.Lorenzon	33.979	6 G.Lorenzon	33.407	29 L.Pomares Martínez	30.998	67 R.Fischer	20.873	16	29	1:59.303	1:59.868 (16)
17	35 B.Solis	34.064	35 B.Solis	33.474	67 R.Fischer	31.121	8 A.Zetti	20.905	17	67	1:59.677	1:59.895 (17)
18	8 A.Zetti	34.096	67 R.Fischer	33.559	8 A.Zetti	31.172	37 O.Anin	20.994	18	8	2:00.014	2:00.333 (19)
19	67 R.Fischer	34.124	24 C.Cooper	33.607	6 G.Lorenzon	31.308	24 C.Cooper	21.070	19	6	2:00.082	2:00.296 (18)
20	37 O.Anin	34.304	37 O.Anin	33.727	24 C.Cooper	31.312	29 L.Pomares Martínez	21.377	20	37	2:00.346	2:00.504 (20)
21	24 C.Cooper	34.400	8 A.Zetti	33.841	37 O.Anin	31.321	6 G.Lorenzon	21.388	21	24	2:00.389	2:00.932 (21)
22	66 P.Le Gallo	35.159	66 P.Le Gallo	34.592	66 P.Le Gallo	32.120	66 P.Le Gallo	21.678	22	66	2:03.549	2:04.225 (22)
23	4 J.Artime González	36.356	4 J.Artime González	35.488	4 J.Artime González	33.172	4 J.Artime González	21.924	23	4	2:06.940	2:06.991 (23)



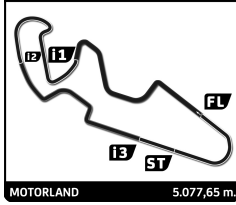
## MOTO2

### FIM CEV REPSOL MOTORLAND ARAGÓN

#### Qualifying practice 1

#### Best Top Speeds

Rider	Team	Top 1		Top 2		Top 3		Top 4		Top 5		Avg
		Kph	Lap	Kph	Lap	Kph	Lap	Kph	Lap	Kph	Lap	
10 Tommaso Marcon	TEAM CIATTI	271.4	14	270.0	17	269.3	3	268.0	13	267.3	6	269,2
2 Jesko Raffin	SWISS INNOVATIVE INVESTORS JUNIOR	270.7	14	268.7	3	268.0	2	267.3	10	266.7	16	268,3
70 Marc Alcoba Espi	DYNAVOLT INTACT JUNIOR TEAM	270.7	5	270.0	2	270.0	13	270.0	15	269.3	11	270,0
74 Piotr Biesiekirski	EUVIC STYLOBIKE GOOD RACING	270.0	4	270.0	5	269.3	9	269.3	15	268.0	3	269,3
14 Hector Garzó Vicent	TEAM WIMU CNS	269.3	9	269.3	13	268.7	8	268.7	5	268.0	2	268,8
18 Xavier Cardelus Garcia	TEAM STYLOBIKE	268.7	5	268.7	8	267.3	13	267.3	3	267.3	4	267,9
57 Edgar Pons Ramón	AGR TEAM	268.7	5	268.0	2	267.3	13	266.7	7	266.7	4	267,5
77 Miquel Pons Payeras	BULLIT	268.7	9	268.0	11	267.3	2	267.3	15	267.3	3	267,7
20 Dimas Ekky Pratama	ASTRA HONDA RACING TEAM	268.0	4	266.7	8	265.4	16	265.4	13	265.4	9	266,2
3 Lukas Tulovic	TEAM WIMU CNS	267.3	5	266.0	14	265.4	4	264.7	8	264.7	6	265,6
46 Marcel Brenner	H43 TEAM NOBBY-TALASUR	267.3	14	266.0	6	266.0	3	265.4	4	264.1	10	265,8
61 Alessandro Zaccone	XCTECH MODULA	267.3	3	264.7	5	263.4	14	263.4	6	262.8	9	264,3
12 Mark Chiodo	EASYRACE MOTO2 TEAM	266.0	2	264.7	6	264.7	3	264.7	5	264.1	14	264,8
21 Matthias Meggle	DYNAVOLT INTACT JUNIOR TEAM	266.0	15	264.7	5	264.7	3	264.7	2	264.1	4	264,8
35 Benigno Rene Solis	AGR TEAM	265.4	8	264.1	3	264.1	12	263.4	13	262.8	2	264,0
67 Roman Fischer	PINAMOTO RS	259.6	7	259.0	8	259.0	3	258.4	2	258.4	6	258,9
4 Javier Artime González	YAMAHA LAGLISSE	257.1	7	256.5	6	254.7	2	254.1	13	252.9	3	255,1
24 Chandler Cooper	XCTECH MODULA	257.1	2	256.5	5	254.7	17	254.7	3	254.7	15	255,5
8 Alessandro Zetti	FAU55RACING	256.5	9	255.3	17	255.3	15	254.7	3	254.7	4	255,3
37 Oleksandr Anin	XCTECH MODULA	256.5	8	255.9	12	255.9	9	255.3	3	255.3	15	255,8
66 Philippe Le Gallo	YAMAHA LAGLISSE	254.7	5	253.5	10	253.5	3	253.5	4	251.7	2	253,4
29 Luis Pomares Martínez	PINAMOTO RS	254.1	2	253.5	8	252.9	12	251.2	14	251.2	7	252,6
6 Giacomo Lorenzon	BIERRETI	245.5	12	245.5	4	244.3	3	244.3	6	244.3	7	244,8



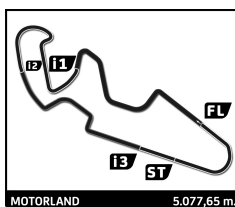
## MOTO2

### FIM CEV REPSOL MOTORLAND ARAGÓN

#### Qualifying practice 1

#### Fastest Lap Sequence

Practice Time	Rider	Team	Bike	Class	Time	Kph	Lap
3:56.353	77 Miquel Pons Payeras	BULLIT	KALEX		1:56.865	156.4	2
4:45.734	14 Hector Garzó Vicent	TEAM WIMU CNS	TECH3		1:56.644	156.7	2
4:59.251	57 Edgar Pons Ramón	AGR TEAM	KALEX		1:55.314	158.5	2
6:40.774	14 Hector Garzó Vicent	TEAM WIMU CNS	TECH3		1:55.040	158.9	3
6:53.710	57 Edgar Pons Ramón	AGR TEAM	KALEX		1:54.459	159.7	3
8:47.942	57 Edgar Pons Ramón	AGR TEAM	KALEX		1:54.232	160.0	4
10:42.121	57 Edgar Pons Ramón	AGR TEAM	KALEX		1:54.179	160.1	5
31:33.919	57 Edgar Pons Ramón	AGR TEAM	KALEX		1:53.675	160.8	11



# MOTO2 FIM CEV REPSOL MOTORLAND ARAGÓN Qualifying practice 1

## Analysis

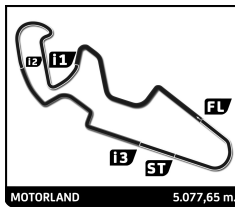
■ Personal Best ■ Session Best B Crossing the finish line in pit lane

Lap	Time	Sector 1	Sector 2	Sector 3	Sector 4	Elapsed	Lap	Time	Sector 1	Sector 2	Sector 3	Sector 4	Elapsed
<b>2</b>	<b>Jesko Raffin</b> SWI SWISS INNOVATIVE INVESTORS JL KALEX						<b>6</b>	<b>Giacomo Lorenzon</b> ITA BIERRETI GP10					
1	2:51.392	1:22.683	32.799	35.226	20.684	2:51.392	1	2:24.543 B	39.982	35.170	41.839	27.552	2:24.543
2	1:56.795	32.753	32.004	31.036	21.002	4:48.187	2	4:59.382	3:31.227	34.434	31.852	21.869	7:23.925
3	1:55.643	32.561	32.019	29.986	21.077	6:43.830	3	2:01.836	34.824	33.734	31.699	21.579	9:25.761
4	1:55.980	33.491	32.294	30.065	20.130	8:39.810	4	2:06.754 B	35.191	34.011	31.563	25.989	11:32.515
5	1:56.138	32.560	32.814	30.610	20.154	10:35.948	5	3:53.529	2:26.118	33.892	31.774	21.745	15:26.044
6	1:54.631	32.554	32.122	29.927	20.028	12:30.579	6	2:01.155	34.451	33.657	31.466	21.581	17:27.199
7	2:03.715 B	33.886	33.217	30.957	25.655	14:34.294	7	2:01.267	34.498	33.546	31.634	21.589	19:28.466
8	4:55.296	3:30.294	32.924	31.519	20.559	19:29.590	8	2:11.270 B	37.827	34.431	32.441	26.571	21:39.736
9	1:55.173	32.672	32.368	30.009	20.124	21:24.763	9	8:25.733	6:54.115	35.426	34.745	21.447	30:05.469
10	1:54.700	32.510	32.207	29.861	20.122	23:19.463	10	2:01.455	34.381	33.803	31.639	21.632	32:06.924
11	2:04.568 B	33.571	33.260	31.189	26.548	25:24.031	11	2:00.296	34.068	33.407	31.308	21.513	34:07.220
12	7:01.564	5:27.657	33.012	39.633	21.262	32:25.595	12	2:00.522	33.979	33.693	31.462	21.388	36:07.742
13	1:53.835	32.249	31.967	29.669	19.950	34:19.430	13	2:09.016	38.674	37.288	31.452	21.602	38:16.758
14	1:55.985	33.200	32.472	30.349	19.964	36:15.415	14	2:00.936	34.001	33.608	31.646	21.681	40:17.694
15	1:54.781	32.278	32.235	30.162	20.106	38:10.196							
16	1:53.956	32.163	31.980	29.796	20.017	40:04.152							
<b>3</b>	<b>Lukas Tulovic</b> GER TEAM WIMU CNS TECH3						<b>8</b>	<b>Alessandro Zetti</b> ITA FAU55RACING YAMAHA					
1	2:33.474	1:07.402	34.258	31.190	20.624	2:33.474	1	2:24.811	50.881	37.774	34.837	21.319	2:24.811
2	1:57.131	33.562	32.764	30.451	20.354	4:30.605	2	2:03.106	34.885	34.696	32.313	21.212	4:27.917
3	1:56.276	32.967	32.695	30.327	20.287	6:26.881	3	2:01.813	34.754	34.450	31.529	21.080	6:29.730
4	1:56.118	32.818	32.641	30.337	20.322	8:22.999	4	2:07.814	39.825	34.496	32.537	20.956	8:37.544
5	1:55.651	32.723	32.426	30.333	20.169	10:18.650	5	2:00.944	34.303	34.251	31.465	20.925	10:38.488
6	1:56.554	32.740	32.620	30.710	20.484	12:15.204	6	2:08.833 B	34.261	34.002	34.270	26.300	12:47.321
7	2:05.375 B	32.763	32.614	34.039	25.959	14:20.579	7	4:36.368	3:03.850	35.202	36.189	21.127	17:23.689
8	9:20.046	7:54.524	33.860	31.113	20.549	23:40.625	8	2:08.062 B	34.499	34.245	31.672	27.646	19:31.751
9	2:05.573	33.449	37.891	33.661	20.572	25:46.198	9	3:31.821	2:03.772	35.436	31.614	20.999	23:03.572
10	1:55.592	32.827	32.280	30.046	20.439	27:41.790	10	2:01.016	34.412	34.030	31.463	21.111	25:04.588
11	1:55.693	32.724	32.406	30.303	20.260	29:37.483	11	2:00.899	34.252	33.975	31.613	21.059	27:05.487
12	1:55.370	32.478	32.364	30.133	20.395	31:32.853	12	2:02.727	34.096	34.047	33.449	21.135	29:08.214
13	1:58.700	34.638	32.896	30.878	20.288	33:31.553	13	2:14.443 B	34.109	33.952	40.535	25.847	31:22.657
14	2:02.714	32.710	38.502	31.165	20.337	35:34.267	14	3:12.652	1:45.829	34.373	31.416	21.034	34:35.309
15	1:55.889	32.764	32.505	30.193	20.427	37:30.156	15	2:00.333	34.202	33.918	31.308	20.905	36:35.642
16	2:01.287	34.951	34.975	30.969	20.392	39:31.443	16	2:00.551	34.154	34.015	31.260	21.122	38:36.193
17	1:55.290	32.578	32.364	29.979	20.369	41:26.733	17	2:01.520	35.509	33.841	31.172	20.998	40:37.713
<b>4</b>	<b>Javier Artime González</b> SPA YAMAHA LAGLISSE YAMAHA						<b>10</b>	<b>Tommaso Marcon</b> ITA TEAM CIATTI SPEED UP					
1	3:02.863	1:29.608	37.037	33.930	22.288	3:02.863	1	2:19.544	50.501	35.914	31.823	21.306	2:19.544
2	2:09.328	36.778	36.396	34.077	22.077	5:12.191	2	1:57.738	33.933	32.831	30.450	20.524	4:17.282
3	2:09.914	37.291	36.403	33.712	22.508	7:22.105	3	1:57.062	33.495	32.914	30.398	20.255	6:14.344
4	2:34.742 B	48.373	39.452	38.161	28.756	9:56.847	4	2:00.102	33.279	32.914	33.293	20.616	8:14.446
5	8:51.193	7:16.813	36.782	33.725	23.873	18:48.040	5	1:57.956	33.977	32.692	30.887	20.400	10:12.402
6	2:10.317	37.205	36.816	34.193	22.103	20:58.357	6	1:56.044	33.109	32.538	30.246	20.151	12:08.446
7	2:27.236	36.931	36.335	36.219	37.751	23:25.593	7	1:55.855	32.914	32.342	30.310	20.289	14:04.301
8	2:26.093 B	37.404	36.291	42.026	30.372	25:51.686	8	1:55.735	32.849	32.487	30.215	20.184	16:00.036
9	6:20.256	4:45.814	38.196	33.922	22.324	32:11.942	9	2:02.753 B	34.434	33.723	31.121	23.475	18:02.789
10	2:06.991	36.356	35.488	33.223	21.924	34:18.933	10	8:55.716	7:30.967	33.490	30.790	20.469	26:58.505
11	2:08.071	36.681	35.526	33.471	22.393	36:27.004	11	1:55.705	32.950	32.420	30.050	20.285	28:54.210
12	2:08.126	36.877	35.872	33.172	22.205	38:35.130	12	1:55.576	32.920	32.300	30.167	20.189	30:49.786
13	2:08.285	36.963	35.950	33.194	22.178	40:43.415	13	1:59.288	35.240	33.550	30.309	20.189	32:49.074
							14	1:55.413	32.729	32.417	30.318	19.949	34:44.487
							15	1:57.791	32.812	32.522	30.481	21.976	36:42.278
							16	1:59.012	32.940	32.410	32.379	21.283	38:41.290
							17	1:55.730	32.851	32.589	30.156	20.134	40:37.020





MOTORLAND ARAGÓN - 2018



# MOTO2

## FIM CEV REPSOL MOTORLAND ARAGÓN

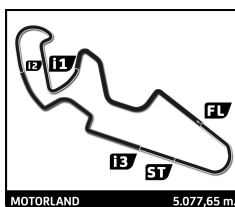
### Qualifying practice 1

### Analysis

Personal Best Session Best B Crossing the finish line in pit lane

Lap	Time	Sector 1	Sector 2	Sector 3	Sector 4	Elapsed	Lap	Time	Sector 1	Sector 2	Sector 3	Sector 4	Elapsed		
<b>12</b>	Mark Chiodo AUS						EASYRACE MOTO2 TEAM SUTER	<b>20</b>	Dimas Ekky Pratama INA						ASTRA HONDA RACING TEAM KALEX
1	2:22.104	53.976	35.426	32.024	20.678	2:22.104	1	2:51.701	1:25.481	34.287	31.071	20.862	2:51.701		
2	1:58.454	33.917	33.147	30.907	20.483	4:20.558	2	1:57.747	33.695	32.922	30.676	20.454	4:49.448		
3	2:10.667	33.706	33.262	43.046	20.653	6:31.225	3	1:57.878	34.024	32.761	30.479	20.614	6:47.326		
4	1:57.965	33.634	33.121	30.683	20.527	8:29.190	4	1:57.423	33.415	32.819	30.549	20.640	8:44.749		
5	1:57.935	33.641	33.123	30.642	20.529	10:27.125	5	1:56.387	32.988	32.725	30.353	20.321	10:41.136		
6	1:57.618	33.443	32.990	30.576	20.609	12:24.743	6	2:03.078 B	34.439	32.746	30.701	25.192	12:44.214		
7	1:59.317	33.652	32.986	30.997	21.682	14:24.060	7	8:03.981	6:27.896	41.102	33.768	21.215	20:48.195		
8	2:17.740 B	40.116	36.816	32.869	27.939	16:41.800	8	1:57.604	33.609	32.958	30.569	20.468	22:45.799		
9	9:34.134	8:05.315	36.218	31.872	20.729	26:15.934	9	1:57.503	33.455	33.100	30.515	20.433	24:43.302		
10	1:58.720	34.041	33.072	31.001	20.606	28:14.654	10	1:57.469	33.545	32.963	30.523	20.438	26:40.771		
11	1:57.637	33.584	32.940	30.626	20.487	30:12.291	11	2:05.605 B	34.813	33.488	31.768	25.536	28:46.376		
12	1:57.743	33.523	32.920	30.817	20.483	32:10.034	12	4:57.351	3:25.283	33.364	37.912	20.792	33:43.727		
13	2:12.352	44.333	36.564	30.942	20.513	34:22.386	13	1:56.777	33.245	32.688	30.323	20.521	35:40.504		
14	1:58.873	33.818	33.511	30.789	20.755	36:21.259	14	1:56.336	32.955	32.680	30.335	20.366	37:36.840		
15	1:58.371	33.769	33.154	30.785	20.663	38:19.630	15	1:56.791	33.146	32.666	30.448	20.531	39:33.631		
16	2:16.506	47.399	36.433	32.009	20.665	40:36.136	16	1:56.401	32.990	32.612	30.324	20.475	41:30.032		
<b>14</b>	Hector Garzó Vicent SPA						TEAM WIMU CNS TECH3	<b>21</b>	Matthias Meggle GER						DYNAVOLT INTACT JUNIOR TEAM KALEX
1	2:49.090	1:24.758	33.163	30.994	20.175	2:49.090	1	2:02.298	35.701	34.137	31.669	20.791	2:02.298		
2	1:56.644	32.696	32.115	31.372	20.461	4:45.734	2	1:57.744	33.418	32.734	30.699	20.893	4:00.042		
3	1:55.040	32.562	32.057	30.241	20.180	6:40.774	3	1:57.628	33.179	32.989	30.890	20.570	5:57.670		
4	1:54.704	32.491	31.973	30.118	20.122	8:35.478	4	1:57.664	33.494	32.825	30.631	20.714	7:55.334		
5	1:54.438	32.490	31.991	29.880	20.077	10:29.916	5	1:56.883	33.332	32.618	30.469	20.464	9:52.217		
6	2:04.312 B	34.058	32.810	30.644	26.800	12:34.228	6	2:03.757	33.909	34.773	34.552	20.523	11:55.974		
7	10:25.709	9:00.885	33.391	30.536	20.897	22:59.937	7	1:57.612	33.407	32.857	30.687	20.661	13:53.586		
8	1:57.681	32.450	35.020	30.164	20.047	24:57.618	8	1:56.978	33.317	32.712	30.422	20.527	15:50.564		
9	1:54.423	32.442	31.983	29.929	20.069	26:52.041	9	2:03.626 B	33.720	33.180	30.853	25.873	17:54.190		
10	1:54.017	32.334	31.839	29.794	20.050	28:46.058	10	8:29.934	7:05.299	33.263	30.879	20.493	26:24.124		
11	2:07.272	39.746	34.523	32.343	20.660	30:53.330	11	1:56.241	33.088	32.475	30.270	20.408	28:20.365		
12	1:55.020	32.389	32.364	30.191	20.076	32:48.350	12	1:56.052	32.859	32.590	30.253	20.350	30:16.417		
13	1:55.211	32.634	32.413	30.066	20.098	34:43.561	13	1:56.215	32.872	32.492	30.469	20.382	32:12.632		
14	2:03.058	34.802	34.687	33.296	20.273	36:46.619	14	1:59.268	34.022	33.092	31.711	20.443	34:11.900		
15	1:54.403	32.391	32.091	29.822	20.099	38:41.022	15	2:04.629	40.255	32.873	30.918	20.583	36:16.529		
16	2:17.843 B	41.684	32.921	34.576	28.662	40:58.865	16	1:57.356	33.221	32.865	30.649	20.621	38:13.885		
							17	1:57.104	33.271	32.739	30.601	20.493	40:10.989		
<b>18</b>	Xavier Cardelus Garcia AND						TEAM STYLOBIKE KALEX	<b>24</b>	Chandler Cooper AUS						XCTECH MODULA YAMAHA
1	2:00.642	33.879	33.466	31.132	22.165	2:00.642	1	2:09.064	40.965	34.690	31.972	21.437	2:09.064		
2	1:57.257	33.266	32.597	30.170	21.224	3:57.899	2	2:01.432	34.752	34.037	31.414	21.229	4:10.496		
3	1:56.149	33.061	32.518	30.325	20.245	5:54.048	3	2:01.627	34.986	34.041	31.477	21.123	6:12.123		
4	1:56.097	33.105	32.420	30.221	20.351	7:50.145	4	2:02.014	34.938	34.244	31.570	21.262	8:14.137		
5	1:56.645	32.982	32.636	30.614	20.413	9:46.790	5	2:01.321	34.883	33.825	31.517	21.096	10:15.458		
6	1:57.694	33.849	33.002	30.379	20.464	11:44.484	6	2:01.396	34.694	33.852	31.780	21.070	12:16.854		
7	1:56.498	33.161	32.538	30.240	20.559	13:40.982	7	2:01.057	34.506	34.127	31.320	21.104	14:17.911		
8	1:56.784	33.256	32.671	30.351	20.506	15:37.766	8	2:09.008 B	34.849	34.419	32.035	27.705	16:26.919		
9	2:08.665 B	35.276	34.650	33.168	25.571	17:46.431	9	7:25.142	5:57.618	34.599	31.680	21.245	23:52.061		
10	12:18.045	...	38.392	32.907	20.760	30:04.476	10	2:02.089	34.894	34.379	31.518	21.298	25:54.150		
11	1:58.066	33.241	32.553	31.897	20.375	32:02.542	11	2:01.045	34.629	33.607	31.464	21.345	27:55.195		
12	1:55.571	32.761	32.310	30.124	20.376	33:58.113	12	2:00.937	34.400	33.866	31.312	21.359	29:56.132		
13	1:56.338	33.069	32.524	30.393	20.352	35:54.451	13	2:01.144	34.556	33.837	31.440	21.311	31:57.276		
14	2:03.703	32.988	32.698	30.228	27.789	37:58.154	14	2:00.932	34.418	33.914	31.412	21.188	33:58.208		
15	2:01.446	34.668	33.984	31.699	21.095	39:59.600	15	2:01.498	34.923	33.888	31.570	21.117	35:59.706		
16	1:56.631	33.016	32.479	30.184	20.952	41:56.231									





# MOTO2

## FIM CEV REPSOL MOTORLAND ARAGÓN

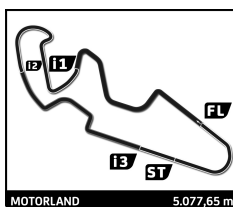
### Qualifying practice 1

### Analysis

■ Personal Best ■ Session Best B Crossing the finish line in pit lane

Lap	Time	Sector 1	Sector 2	Sector 3	Sector 4	Elapsed	Lap	Time	Sector 1	Sector 2	Sector 3	Sector 4	Elapsed
16	2:01.119	34.464	34.022	31.332	21.301	38:00.825	1	1:59.375	33.661	33.569	31.197	20.948	1:59.375
17	2:01.131	34.586	33.830	31.535	21.180	40:01.956	2	1:56.980	33.264	32.664	30.396	20.656	3:56.355
<b>29</b> Luis Pomares Martínez SPA							PINAMOTO RS KAWASAKI						
1	2:17.585	45.966	36.389	33.114	22.116	2:17.585	3	1:58.635	33.321	32.669	32.113	20.532	5:54.990
2	2:04.445	36.206	34.482	32.210	21.547	4:22.030	4	1:56.929	33.255	32.646	30.430	20.598	7:51.919
3	2:01.781	34.585	34.012	31.607	21.577	6:23.811	5	1:57.037	33.198	32.682	30.613	20.544	9:48.956
4	2:09.551 B	35.742	34.065	31.916	27.828	8:33.362	6	1:57.042	33.309	32.639	30.549	20.545	11:45.998
5	8:21.517	6:49.885	37.483	32.316	21.833	16:54.879	7	1:57.289	33.413	32.671	30.518	20.687	13:43.287
6	2:01.280	34.698	33.714	31.301	21.567	18:56.159	8	2:06.592 B	33.616	34.763	31.853	26.360	15:49.879
7	2:01.044	34.353	33.447	31.794	21.450	20:57.203	9	9:29.050	8:04.398	33.173	30.690	20.789	25:18.929
8	2:00.074	34.215	33.346	31.117	21.396	22:57.277	10	1:56.866	33.408	32.639	30.365	20.454	27:15.795
9	2:08.278 B	34.711	35.224	31.704	26.639	25:05.555	11	1:56.430	33.051	32.497	30.382	20.500	29:12.225
10	7:21.550	5:49.994	36.732	33.104	21.720	32:27.105	12	1:56.559	33.000	32.565	30.373	20.621	31:08.784
11	2:00.064	34.201	33.484	30.998	21.381	34:27.169	13	1:56.961	33.146	32.662	30.494	20.659	33:05.745
12	1:59.888	33.973	33.073	31.236	21.606	36:27.057	14	1:56.373	32.958	32.618	30.341	20.456	35:02.118
13	2:17.382	33.943	33.360	48.635	21.444	38:44.439	15	2:03.760	34.544	35.647	32.496	21.073	37:05.878
14	1:59.868	33.855	33.515	31.121	21.377	40:44.307	16	1:56.924	33.133	32.728	30.505	20.558	39:02.802
<b>35</b> Benigno Rene Solis USA							AGR TEAM KALEX						
1	2:09.738	43.285	34.397	31.342	20.714	2:09.738	17	2:11.622 B	34.834	38.091	32.924	25.773	41:14.424
2	2:00.231	34.479	33.865	31.018	20.869	4:09.969	<b>57</b> Edgar Pons Ramón SPA						
3	2:00.020	34.361	33.899	30.996	20.764	6:09.989	AGR TEAM KALEX						
4	2:00.782	34.469	33.777	31.410	21.126	8:10.771	1	3:03.937	1:40.752	32.762	30.133	20.290	3:03.937
5	2:10.990 B	35.687	38.005	31.725	25.573	10:21.761	2	1:55.314	33.439	32.105	29.773	19.997	4:59.251
6	8:18.749	6:52.106	34.235	31.350	21.058	18:40.510	3	1:54.459	32.680	31.883	29.726	20.170	6:53.710
7	2:09.685 B	35.218	36.067	32.334	26.066	20:50.195	4	1:54.232	32.513	31.970	29.714	20.035	8:47.942
8	6:10.899	4:45.033	33.956	31.184	20.726	27:01.094	5	1:54.179	32.449	31.937	29.796	19.997	10:42.121
9	2:00.087	34.267	33.474	31.240	21.106	29:01.181	6	1:56.349	32.955	32.414	30.727	20.253	12:38.470
10	1:59.744	34.231	33.547	31.041	20.925	31:00.925	7	1:56.481	32.448	33.454	30.391	20.188	14:34.951
11	1:59.769	34.209	33.619	31.090	20.851	33:00.694	8	1:54.325	32.583	31.936	29.713	20.093	16:29.276
12	1:59.610	34.064	33.475	31.047	21.024	35:00.304	9	2:05.732 B	35.348	34.559	30.820	25.005	18:35.008
13	2:08.714 B	37.722	33.994	31.224	25.774	37:09.018	10	11:05.236	9:42.821	32.325	30.048	20.042	29:40.244
14	3:06.215	1:39.082	34.693	31.554	20.886	40:15.233	11	1:53.675	32.239	31.784	29.588	20.064	31:33.919
<b>37</b> Oleksandr Anin UKR							<b>61</b> Alessandro Zaccone ITA						
XCTECH MODULA YAMAHA							XCTECH MODULA KALEX						
1	2:35.394	54.324	35.591	32.311	33.168	2:35.394	1	2:21.512	51.128	36.903	32.638	20.843	2:21.512
2	2:06.163	35.276	34.368	32.068	24.451	4:41.557	2	1:57.579	33.821	32.879	30.557	20.322	4:19.091
3	2:01.555	34.908	33.854	31.592	21.201	6:43.112	3	1:55.945	33.041	32.637	30.091	20.176	6:15.036
4	2:01.730	34.738	34.081	31.821	21.090	8:44.842	4	2:01.924	33.092	32.805	35.380	20.647	8:16.960
5	2:20.951 B	34.559	34.121	40.813	31.458	11:05.793	5	1:56.806	33.171	32.754	30.521	20.360	10:13.766
6	7:00.508	5:33.584	34.152	31.666	21.106	18:06.301	6	1:56.257	33.162	32.650	30.171	20.274	12:10.023
7	2:01.128	34.435	34.037	31.491	21.165	20:07.429	7	1:56.238	32.991	32.549	30.311	20.387	14:06.261
8	2:00.504	34.457	33.727	31.326	20.994	22:07.933	8	1:55.989	32.849	32.490	30.296	20.354	16:02.250
9	2:00.713	34.328	33.802	31.460	21.123	24:08.646	9	2:04.419 B	34.421	33.731	30.930	25.337	18:06.669
10	2:01.412	34.744	33.856	31.413	21.399	26:10.058	10	8:28.890	7:02.759	34.335	31.170	20.626	26:35.559
11	2:11.446 B	35.642	34.462	33.239	28.103	28:21.504	11	2:07.496	33.218	33.349	37.435	23.494	28:43.055
12	7:04.220	5:36.873	34.226	31.848	21.273	35:25.724	12	2:07.853	33.179	32.777	38.934	22.963	30:50.908
13	2:00.839	34.304	34.150	31.321	21.064	37:26.563	13	1:57.158	33.499	32.846	30.321	20.492	32:48.066
14	2:01.151	34.688	33.901	31.461	21.101	39:27.714	14	1:56.177	33.094	32.666	30.142	20.275	34:44.243
15	2:01.604	34.501	34.038	31.557	21.508	41:29.318	15	1:57.253	32.846	32.778	30.911	20.718	36:41.496
<b>46</b> Marcel Brenner SWI							<b>66</b> Philippe Le Gallo FRA						
H43 TEAM NOBBY-TALASUR KALEX							YAMAHA LAGLISSE YAMAHA						
							1	2:58.616	1:25.935	36.971	33.278	22.432	2:58.616





# MOTO2

## FIM CEV REPSOL MOTORLAND ARAGÓN

### Qualifying practice 1

### Analysis

■ Personal Best ■ Session Best B Crossing the finish line in pit lane

Lap	Time	Sector 1	Sector 2	Sector 3	Sector 4	Elapsed	Lap	Time	Sector 1	Sector 2	Sector 3	Sector 4	Elapsed
2	2:06.601	36.435	35.885	32.511	21.770	5:05.217	6	1:57.748	33.269	33.090	30.575	20.814	11:51.302
3	2:05.528	35.714	35.142	32.950	21.722	7:10.745	7	2:14.936 B	39.285	36.234	32.747	26.670	14:06.238
4	2:04.451	35.756	34.752	32.197	21.746	9:15.196	8	7:50.637	6:24.474	33.944	30.770	21.449	21:56.875
5	2:10.574	35.159	41.091	32.479	21.845	11:25.770	9	1:57.930	33.492	33.130	30.667	20.641	23:54.805
6	2:04.773	35.529	34.960	32.343	21.941	13:30.543	10	1:57.462	33.196	33.083	30.434	20.749	25:52.267
7	2:04.944	35.598	35.236	32.215	21.895	15:35.487	11	1:57.452	33.363	32.884	30.463	20.742	27:49.719
8	2:25.155 B	40.377	35.664	33.638	35.476	18:00.642	12	1:57.028	33.050	32.748	30.572	20.658	29:46.747
9	14:08.246	...	35.048	38.278	22.038	32:08.888	13	1:56.958	32.958	32.872	30.414	20.714	31:43.705
10	2:04.225	35.354	35.073	32.120	21.678	34:13.113	14	1:56.934	32.938	32.796	30.618	20.582	33:40.639
11	2:23.431	35.225	34.632	32.151	41.423	36:36.544	15	1:56.767	32.980	32.830	30.402	20.555	35:37.406
12	2:04.462	35.190	34.592	32.873	21.807	38:41.006	16	1:57.189	33.154	33.164	30.323	20.548	37:34.595
13	2:36.079 B	36.275	45.662	36.779	37.363	41:17.085	17	2:22.506 B	45.029	38.302	33.834	25.341	39:57.101

**67** Roman Fischer SWI  
 PINAMOTO RS YAMAHA

1	2:12.888	44.082	35.358	32.287	21.161	2:12.888
2	2:01.382	34.971	33.945	31.570	20.896	4:14.270
3	2:00.746	34.676	33.843	31.256	20.971	6:15.016
4	2:19.055 B	38.786	35.505	34.463	30.301	8:34.071
5	8:55.160	7:18.518	34.992	37.301	24.349	17:29.231
6	2:00.416	34.319	33.820	31.337	20.940	19:29.647
7	2:00.046	34.326	33.653	31.189	20.878	21:29.693
8	2:14.271 B	35.023	34.469	32.231	32.548	23:43.964
9	5:32.120	4:02.259	37.158	31.661	21.042	29:16.084
10	1:59.998	34.124	33.559	31.392	20.923	31:16.082
11	1:59.895	34.251	33.578	31.121	20.945	33:15.977
12	2:19.492 B	43.742	36.297	33.110	26.343	35:35.469
13	3:39.796	2:12.751	34.408	31.539	21.098	39:15.265
14	1:59.962	34.296	33.576	31.217	20.873	41:15.227

**70** Marc Alcoba Espi SPA  
 DYNAVOLT INTACT JUNIOR TEAM KALEX

1	3:13.394	1:49.000	33.376	30.615	20.403	3:13.394
2	1:56.994	33.435	32.704	30.527	20.328	5:10.388
3	1:58.114	33.036	32.599	32.036	20.443	7:08.502
4	1:56.007	32.890	32.649	30.187	20.281	9:04.509
5	1:56.074	32.944	32.562	30.223	20.345	11:00.583
6	2:00.051	33.001	32.486	34.176	20.388	13:00.634
7	1:56.145	33.108	32.588	30.127	20.322	14:56.779
8	1:56.024	32.955	32.534	30.262	20.273	16:52.803
9	2:02.030 B	33.252	33.037	30.837	24.904	18:54.833
10	7:28.286	6:03.595	32.886	31.331	20.474	26:23.119
11	1:55.956	33.047	32.394	30.073	20.442	28:19.075
12	1:56.131	33.063	32.516	30.289	20.263	30:15.206
13	1:55.977	32.850	32.409	30.134	20.584	32:11.183
14	1:57.513	33.225	33.319	30.496	20.473	34:08.696
15	1:56.092	32.949	32.534	30.275	20.334	36:04.788
16	1:56.260	33.009	32.679	30.239	20.333	38:01.048
17	2:03.363 B	33.422	33.374	30.855	25.712	40:04.411

**74** Piotr Biesiekirski POL  
 EUVIC STYLOBIKE GOOD RACING KALEX

1	2:01.666	34.785	34.691	31.325	20.865	2:01.666
2	1:58.074	33.504	33.200	30.602	20.768	3:59.740
3	1:58.256	33.299	33.125	31.117	20.715	5:57.996
4	1:57.975	33.404	33.185	30.654	20.732	7:55.971
5	1:57.583	33.277	33.101	30.518	20.687	9:53.554

**77** Miquel Pons Payeras SPA  
 BULLIT KALEX

1	1:59.488	33.420	33.758	31.420	20.890	1:59.488
2	1:56.865	33.491	32.544	30.466	20.364	3:56.353
3	1:56.748	33.068	32.586	30.394	20.700	5:53.101
4	1:56.845	32.953	32.620	30.628	20.644	7:49.946
5	1:56.362	32.968	32.638	30.405	20.351	9:46.308
6	1:56.518	32.976	32.714	30.318	20.510	11:42.826
7	1:56.674	32.926	32.585	30.349	20.814	13:39.500
8	2:04.079 B	33.486	33.016	31.067	26.510	15:43.579
9	7:40.923	6:16.527	33.082	30.689	20.625	23:24.502
10	1:56.324	33.094	32.486	30.317	20.427	25:20.826
11	1:55.538	32.685	32.254	30.184	20.415	27:16.364
12	1:57.278	32.819	33.086	30.926	20.447	29:13.642
13	1:55.924	32.865	32.442	30.218	20.399	31:09.566
14	1:56.093	32.705	32.559	30.306	20.523	33:05.659
15	1:55.797	32.740	32.529	30.109	20.419	35:01.456
16	2:06.977 B	36.407	33.537	31.564	25.469	37:08.433
17	4:08.013	2:43.399	33.276	30.854	20.484	41:16.446

