

EUROPEAN TALENT CUP FIM CEV REPSOL MOTORLAND ARAGÓN

Qualifying practice 1

Classification

Nr.	Rider	Nat	Team	Bike	Tyres	Time	Lap Total	Gap	Kph
1	95 José Antonio Rueda Ruiz	SPA	TALENT TEAM ESTRELLA GALICIA 0,0	HONDA	DUNLOP	2:03.481	16 18	-	148.0
2	26 Miguel Parra Martínez	SPA	GRUPO MACHADO-CAME	HONDA	DUNLOP	2:03.839	14 15	+0.358	147.6
3	91 Víctor Rodríguez Nuñez	SPA	LAGLISSE ACADEMY	HONDA	DUNLOP	2:03.956	17 17	+0.475	147.4
4	7 Daniel Muñoz Fernandez	SPA	JEREZ ANDALUCIA MOTOR TALENT	HONDA	DUNLOP	2:04.082	14 18	+0.601	147.3
5	30 David Muñoz Rodríguez	SPA	JEREZ ANDALUCIA MOTOR TALENT	HONDA	DUNLOP	2:04.108	10 10	+0.627	147.3
6	31 Adrián Fernández González	SPA	AJO MOTORSPORT	HONDA	DUNLOP	2:04.136	17 17	+0.655	147.2
7	5 Lorenzo Fellon	FRA	AJO MOTORSPORT	HONDA	DUNLOP	2:04.326	6 15	+0.845	147.0
8	43 Xavier Artigas López	SPA	HONDA IMPALA	HONDA	DUNLOP	2:04.487	10 17	+1.006	146.8
9	25 Luis Miguel Verdugo De La To	SPA	DANI RIVAS TALENT TEAM	HONDA	DUNLOP	2:04.513	17 17	+1.032	146.8
10	28 Matteo Bertelle	ITA	SIC 58 SQUADRA CORSE	HONDA	DUNLOP	2:04.554	14 15	+1.073	146.7
11	54 Fermín Aldeguer Mengual	SPA	BESTER CAPITAL DUBAI JUNIOR TEAM	HONDA	DUNLOP	2:04.726	13 16	+1.245	146.5
12	14 Carlos Torrecillas Urban	SPA	EQUIPO PUNTO MOTO	HONDA	DUNLOP	2:04.813	8 17	+1.332	146.4
13	27 Alejandro Díez Rodríguez	SPA	HONDA IMPALA	HONDA	DUNLOP	2:04.833	9 17	+1.352	146.4
14	46 David Salvador Gómez	SPA	CUNA DE CAMPEONES	HONDA	DUNLOP	2:04.839	7 13	+1.358	146.4
15	89 Marcos Uriarte Rodríguez	SPA	MRE TALENT	HONDA	DUNLOP	2:05.421	4 6	+1.940	145.7
16	58 Iñigo Iglesias Bravo	SPA	IMC TEAM	HONDA	DUNLOP	2:05.481	9 17	+2.000	145.7
17	12 Peetu Paavilainen	FIN	H43 TEAM NOBBY-BLUMAQ	HONDA	DUNLOP	2:05.516	7 18	+2.035	145.6
18	22 Clément Rougé	FRA	CIP JUNIOR TEAM	HONDA	DUNLOP	2:05.671	6 6	+2.190	145.4
19	33 Filip Rehacek	CZE	IGAX	HONDA	DUNLOP	2:05.697	8 8	+2.216	145.4
20	76 Julián Giral Romero	SPA	TALENT TEAM ESTRELLA GALICIA 0,0	HONDA	DUNLOP	2:05.774	10 12	+2.293	145.3
21	61 Iker García Abella	SPA	REALE AVINTIA BLUMAQ HMA	HONDA	DUNLOP	2:05.823	16 16	+2.342	145.3
22	6 Dirk Geiger	GER	INTACT BATTERY POWER-MAS	HONDA	DUNLOP	2:05.888	13 16	+2.407	145.2
23	94 Marvin Siebdrath	GER	PRUSTEL BLUMAQ HMA	HONDA	DUNLOP	2:05.993	16 17	+2.512	145.1
24	3 Rick Dunnik	NED	HDRACING	HONDA	DUNLOP	2:06.028	9 18	+2.547	145.0
25	16 Jamie William Davis	GBR	KRP	HONDA	DUNLOP	2:06.031	16 18	+2.550	145.0
26	23 Alex Millán Gómez	SPA	ARO RACING	HONDA	DUNLOP	2:06.083	14 19	+2.602	145.0
27	50 Ondrej Vostatek	CZE	IGAX TEAM	HONDA	DUNLOP	2:06.143	17 17	+2.662	144.9
28	96 Daniel Holgado Miralles	SPA	TALENT TEAM ESTRELLA GALICIA 0,0	HONDA	DUNLOP	2:06.203	12 12	+2.722	144.8
29	18 Ángel Heredia Martínez	SPA	TEAM STRATOS-EMA COMPETICION	HONDA	DUNLOP	2:06.212	11 16	+2.731	144.8
30	64 Colin Velthuisen	NED	NYKOS RACING	HONDA	DUNLOP	2:06.254	12 17	+2.773	144.8
31	35 Joshua Bauer	GER	DYNAVOLT INTACT JUNIOR TEAM	HONDA	DUNLOP	2:06.301	8 13	+2.820	144.7
32	48 Gabin Planques	FRA	LAGLISSE ACADEMY	HONDA	DUNLOP	2:06.466	13 13	+2.985	144.5
33	42 Soma Görbe	HUN	SPORT&EVENTS MANAGEMENT ACADEMY	HONDA	DUNLOP	2:06.507	6 18	+3.026	144.5
34	79 Salvatore Ragusa	ITA	DANI RIVAS TALENT TEAM	HONDA	DUNLOP	2:06.518	18 18	+3.037	144.5
35	70 Joshua John Whatley	GBR	FAU 55 RACING	HONDA	DUNLOP	2:06.598	17 17	+3.117	144.4
36	72 Mattia Falzone	ITA	SIC 58 SQUADRA CORSE	HONDA	DUNLOP	2:06.812	14 16	+3.331	144.1
37	45 Luca De Vleeschauwer	BEL	WEST RACING	HONDA	DUNLOP	2:07.198	15 17	+3.717	143.7
38	80 Víctor Alonso Rodilla	SPA	PERKS	HONDA	DUNLOP	2:07.220	15 15	+3.739	143.7
39	21 Vincent Falcone	FRA	TFC RACING	HONDA	DUNLOP	2:07.327	7 15	+3.846	143.5
40	57 Kenny Koskinen	FIN	H43 TEAM NOBBY-BLUMAQ	HONDA	DUNLOP	2:07.412	9 18	+3.931	143.4
41	19 Andreas Kofler	AUT	KRP	HONDA	DUNLOP	2:07.980	8 11	+4.499	142.8
42	17 Ruben Bijman	NED	ERNST DUBBINK EVENO RACING	HONDA	DUNLOP	2:07.982	7 9	+4.501	142.8
43	13 Nicolas Czyba	GER	REALE AVINTIA BLUMAQ HMA	HONDA	DUNLOP	2:09.200	2 2	+5.719	141.5
44	10 Eduard Melgar Heredia	SPA	GRUPO MACHADO -CAME	HONDA	DUNLOP	2:09.480	2 9	+5.999	141.2
45	55 Matyás Konecný	CZE	PINAMOTO RS	HONDA	DUNLOP	2:09.597	8 17	+6.116	141.0
46	4 Kiko Maria	POR	MARINELLI SNIPER TEAM	HONDA	DUNLOP	2:09.906	16 16	+6.425	140.7

Max. qual. time: 2:15.829

9 Francisco Gómez Requena SPA LARREPORT BRADOL HONDA DUNLOP 2:16.385 2 2 134.0

Fastest Lap Lap 16 José Antonio Rueda Ruiz 2:03.481 148.0 Kph

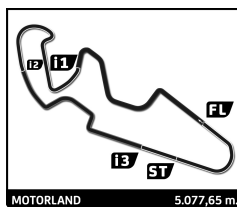
Qualifying Time: 2:15.829

Track Status: **DRY**

Published at:

Race Director:	Timekeeper:
----------------	-------------





EUROPEAN TALENT CUP

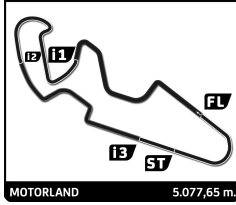
FIM CEV REPSOL MOTORLAND ARAGÓN

Qualifying practice 1

Best Sector Times

SECTOR 1			SECTOR 2		SECTOR 3		SECTOR 4		Pos	Ideal Lap	Best Lap
Pos	Rider	Time	Rider	Time	Rider	Time	Rider	Time			
1	95 J.Rueda Ruiz	34.658	95 J.Rueda Ruiz	34.150	5 L.Fellon	31.980	31 A.Fernández González	22.227	1	95	2:03.368 2:03.481 (1)
2	7 D.Muñoz Fernandez	34.739	26 M.Parra Martínez	34.392	30 D.Muñoz Rodríguez	32.054	30 D.Muñoz Rodríguez	22.326	2	31	2:03.654 2:04.136 (6)
3	31 A.Fernández González	34.837	91 V.Rodríguez Nuñez	34.400	14 C.Torrecillas Urban	32.070	26 M.Parra Martínez	22.357	3	26	2:03.773 2:03.839 (2)
4	5 L.Fellon	34.907	31 A.Fernández González	34.461	26 M.Parra Martínez	32.116	28 M.Bertelle	22.398	4	30	2:03.814 2:04.108 (5)
5	26 M.Parra Martínez	34.908	30 D.Muñoz Rodríguez	34.483	95 J.Rueda Ruiz	32.121	91 V.Rodríguez Nuñez	22.421	5	5	2:03.943 2:04.326 (7)
6	30 D.Muñoz Rodríguez	34.951	46 D.Salvador Gómez	34.488	31 A.Fernández González	32.129	5 L.Fellon	22.437	6	91	2:03.956 2:03.956 (3)
7	91 V.Rodríguez Nuñez	34.958	7 D.Muñoz Fernandez	34.492	91 V.Rodríguez Nuñez	32.177	95 J.Rueda Ruiz	22.439	7	7	2:03.980 2:04.082 (4)
8	14 C.Torrecillas Urban	34.987	43 X.Artigas López	34.512	54 F.Aldeguer Mengual	32.185	23 A.Millán Gómez	22.476	8	43	2:04.326 2:04.487 (8)
9	43 X.Artigas López	35.014	14 C.Torrecillas Urban	34.550	25 L.Verdugo De La Torre	32.187	25 L.Verdugo De La Torre	22.487	9	25	2:04.385 2:04.513 (9)
10	46 D.Salvador Gómez	35.060	27 A.Diez Rodríguez	34.552	7 D.Muñoz Fernandez	32.194	12 P.Paavilainen	22.522	10	14	2:04.402 2:04.813 (12)
11	25 L.Verdugo De La Torre	35.072	12 P.Paavilainen	34.607	43 X.Artigas López	32.220	7 D.Muñoz Fernandez	22.555	11	28	2:04.487 2:04.554 (10)
12	54 F.Aldeguer Mengual	35.146	5 L.Fellon	34.619	27 A.Diez Rodríguez	32.223	72 M.Falzone	22.559	12	46	2:04.573 2:04.839 (14)
13	27 A.Diez Rodríguez	35.157	89 M.Uriarte Rodríguez	34.619	28 M.Bertelle	32.237	42 S.Görbe	22.565	13	54	2:04.611 2:04.726 (11)
14	28 M.Bertelle	35.204	25 L.Verdugo De La Torre	34.639	46 D.Salvador Gómez	32.272	43 X.Artigas López	22.580	14	27	2:04.628 2:04.833 (13)
15	89 M.Uriarte Rodríguez	35.219	33 F.Rehacek	34.645	33 F.Rehacek	32.369	54 F.Aldeguer Mengual	22.585	15	89	2:04.909 2:05.421 (15)
16	22 C.Rougé	35.275	28 M.Bertelle	34.648	58 I.Iglesias	32.408	22 C.Rougé	22.607	16	22	2:05.015 2:05.671 (18)
17	79 S.Ragusa	35.355	94 M.Siebrath	34.654	89 M.Uriarte Rodríguez	32.421	6 D.Geiger	22.617	17	12	2:05.133 2:05.516 (17)
18	58 I.Iglesias	35.369	22 C.Rougé	34.691	22 C.Rougé	32.442	58 I.Iglesias	22.631	18	58	2:05.141 2:05.481 (16)
19	16 J.Davis	35.401	54 F.Aldeguer Mengual	34.695	64 C.Velthuisen	32.463	18 A.Heredia Martínez	22.642	19	33	2:05.247 2:05.697 (19)
20	61 I.García	35.437	58 I.Iglesias	34.733	50 O.Vostatek	32.467	16 J.Davis	22.646	20	94	2:05.481 2:05.993 (23)
21	35 J.Bauer	35.438	76 J.Giral Romero	34.831	79 S.Ragusa	32.468	89 M.Uriarte Rodríguez	22.650	21	6	2:05.542 2:05.888 (22)
22	33 F.Rehacek	35.439	6 D.Geiger	34.850	12 P.Paavilainen	32.498	9 F.Gómez Requena	22.657	22	16	2:05.571 2:06.031 (25)
23	6 D.Geiger	35.444	18 A.Heredia Martínez	34.864	96 D.Holgado Miralles	32.509	48 G.Planques	22.657	23	18	2:05.675 2:06.212 (29)
24	3 R.Dunnik	35.461	61 I.García	34.878	76 J.Giral Romero	32.518	27 A.Diez Rodríguez	22.696	24	64	2:05.686 2:06.254 (30)
25	18 A.Heredia Martínez	35.502	3 R.Dunnik	34.913	94 M.Siebrath	32.546	94 M.Siebrath	22.697	25	3	2:05.712 2:06.028 (24)
26	12 P.Paavilainen	35.506	16 J.Davis	34.950	35 J.Bauer	32.554	96 D.Holgado Miralles	22.698	26	50	2:05.733 2:06.143 (27)
27	70 J.Whatley	35.543	50 O.Vostatek	34.960	16 J.Davis	32.574	64 C.Velthuisen	22.700	27	76	2:05.744 2:05.774 (20)
28	64 C.Velthuisen	35.549	64 C.Velthuisen	34.974	6 D.Geiger	32.631	3 R.Dunnik	22.703	28	35	2:05.756 2:06.301 (31)
29	42 S.Görbe	35.562	48 G.Planques	34.994	3 R.Dunnik	32.635	57 K.Koskinen	22.709	29	61	2:05.823 2:05.823 (21)
30	50 O.Vostatek	35.579	42 S.Görbe	35.005	23 A.Millán Gómez	32.662	50 O.Vostatek	22.727	30	23	2:05.846 2:06.083 (26)
31	94 M.Siebrath	35.584	35 J.Bauer	35.012	18 A.Heredia Martínez	32.667	21 V.Falcone	22.732	31	96	2:05.856 2:06.203 (28)
32	76 J.Giral Romero	35.586	23 A.Millán Gómez	35.019	48 G.Planques	32.683	35 J.Bauer	22.752	32	79	2:05.902 2:06.518 (34)
33	96 D.Holgado Miralles	35.609	96 D.Holgado Miralles	35.040	61 I.García	32.723	46 D.Salvador Gómez	22.753	33	42	2:05.949 2:06.507 (33)
34	72 M.Falzone	35.631	79 S.Ragusa	35.072	72 M.Falzone	32.808	10 E.Melgar Heredia	22.765	34	72	2:06.261 2:06.812 (36)
35	23 A.Millán Gómez	35.689	70 J.Whatley	35.114	42 S.Görbe	32.817	61 I.García	22.785	35	48	2:06.262 2:06.466 (32)
36	45 L.De Vleeschauer	35.728	45 L.De Vleeschauer	35.150	19 A.Kofler	32.822	33 F.Rehacek	22.794	36	70	2:06.407 2:06.598 (35)
37	57 K.Koskinen	35.784	21 V.Falcone	35.205	45 L.De Vleeschauer	32.829	14 C.Torrecillas Urban	22.795	37	45	2:06.656 2:07.198 (37)
38	80 V.Alonso Rodilla	35.867	57 K.Koskinen	35.235	9 F.Gómez Requena	32.857	76 J.Giral Romero	22.809	38	57	2:06.697 2:07.412 (40)
39	17 R.Bijman	35.906	72 M.Falzone	35.263	70 J.Whatley	32.861	80 V.Alonso Rodilla	22.833	39	80	2:06.924 2:07.220 (38)
40	48 G.Planques	35.928	80 V.Alonso Rodilla	35.360	80 V.Alonso Rodilla	32.864	70 J.Whatley	22.889	40	21	2:06.995 2:07.327 (39)
41	19 A.Kofler	35.966	10 E.Melgar Heredia	35.382	21 V.Falcone	32.899	45 L.De Vleeschauer	22.949	41	10	2:07.290 2:09.480 (44)
42	13 N.Czyba	35.979	17 R.Bijman	35.586	57 K.Koskinen	32.969	19 A.Kofler	22.982	42	19	2:07.467 2:07.980 (41)
43	10 E.Melgar Heredia	36.085	19 A.Kofler	35.697	17 R.Bijman	33.033	79 S.Ragusa	23.007	43	17	2:07.562 2:07.982 (42)
44	21 V.Falcone	36.159	55 M.Konecný	35.714	10 E.Melgar Heredia	33.058	13 N.Czyba	23.014	44	55	2:09.039 2:09.597 (45)
45	55 M.Konecný	36.294	4 K.Maria	36.075	4 K.Maria	33.583	17 R.Bijman	23.037	45	13	2:09.200 2:09.200 (43)
46	4 K.Maria	36.729	13 N.Czyba	36.168	55 M.Konecný	33.669	55 M.Konecný	23.362	46	4	2:09.752 2:09.906 (46)
47	9 F.Gómez Requena	42.921	9 F.Gómez Requena	37.950	13 N.Czyba	34.039	4 K.Maria	23.365	47	9	2:16.385 2:16.385 (47)





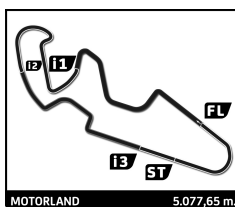
EUROPEAN TALENT CUP

FIM CEV REPSOL MOTORLAND ARAGÓN

Qualifying practice 1

Fastest Lap Sequence

Practice Time	Rider	Team	Bike	Class	Time	Kph	Lap
4:14.326	14 Carlos Torrecillas Urban	EQUIPO PUNTO MOTO	HONDA		2:05.605	145.5	2
26:40.055	89 Marcos Uriarte Rodriguez	MRE TALENT	HONDA		2:05.502	145.6	2
27:11.370	5 Lorenzo Fellon	AJO MOTORSPORT	HONDA		2:05.498	145.6	4
27:24.349	46 David Salvador Gómez	CUNA DE CAMPEONES	HONDA		2:05.232	145.9	5
28:24.675	28 Matteo Bertelle	SIC 58 SQUADRA CORSE	HONDA		2:04.849	146.4	6
29:15.772	95 José Antonio Rueda Ruiz	TALENT TEAM ESTRELLA GALICIA 0,0	HONDA		2:04.742	146.5	6
31:20.348	95 José Antonio Rueda Ruiz	TALENT TEAM ESTRELLA GALICIA 0,0	HONDA		2:04.576	146.7	7
31:20.542	5 Lorenzo Fellon	AJO MOTORSPORT	HONDA		2:04.326	147.0	6
33:02.985	31 Adrián Fernández González	AJO MOTORSPORT	HONDA		2:04.182	147.2	8
37:33.044	95 José Antonio Rueda Ruiz	TALENT TEAM ESTRELLA GALICIA 0,0	HONDA		2:04.130	147.2	10
49:08.635	7 Daniel Muñoz Fernandez	JEREZ ANDALUCIA MOTOR TALENT	HONDA		2:04.082	147.3	14
51:40.345	95 José Antonio Rueda Ruiz	TALENT TEAM ESTRELLA GALICIA 0,0	HONDA		2:03.937	147.5	15
53:43.826	95 José Antonio Rueda Ruiz	TALENT TEAM ESTRELLA GALICIA 0,0	HONDA		2:03.481	148.0	16



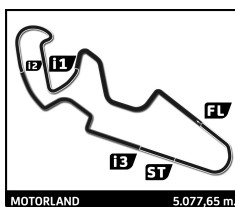
EUROPEAN TALENT CUP FIM CEV REPSOL MOTORLAND ARAGÓN Qualifying practice 1

Analysis

Personal Best Session Best B Crossing the finish line in pit lane

Lap	Time	Sector 1	Sector 2	Sector 3	Sector 4	Elapsed	Lap	Time	Sector 1	Sector 2	Sector 3	Sector 4	Elapsed	
3	Rick Dunnik						NED							
	HDRACING						HONDA							
1	2:28.271	50.237	37.947	36.707	23.380	2:28.271								
2	2:16.134	43.249	36.568	33.389	22.928	4:44.405								
3	2:21.173 B	36.426	37.676	34.802	32.269	7:05.578								
4	17:04.594	...	36.036	33.427	23.117	24:10.170								
5	2:07.394	36.302	35.170	33.056	22.866	26:17.564								
6	2:07.086	35.817	35.247	33.060	22.962	28:24.650								
7	2:09.460	37.573	35.663	33.507	22.717	30:34.110								
8	2:06.847	35.745	35.700	32.685	22.717	32:40.957								
9	2:06.028	35.500	35.182	32.643	22.703	34:46.985								
10	2:16.921 B	36.228	35.433	33.363	31.897	37:03.906								
11	5:31.743	3:58.417	37.066	33.412	22.848	42:35.649								
12	2:07.630	36.152	35.467	32.895	23.116	44:43.279								
13	2:10.528	36.015	35.365	36.133	23.015	46:53.807								
14	2:07.622	36.587	35.527	32.635	22.873	49:01.429								
15	2:10.870	37.175	36.587	33.800	23.308	51:12.299								
16	2:06.882	36.210	35.060	32.847	22.765	53:19.181								
17	2:06.191	35.461	34.913	33.096	22.721	55:25.372								
18	2:07.371	35.505	35.235	33.339	23.292	57:32.743								
4	Kiko Maria						POR							
	MARINELLI SNIPER TEAM						HONDA							
1	3:21.615	1:43.618	39.134	34.790	24.073	3:21.615								
2	2:13.465	38.472	37.180	34.023	23.790	5:35.080								
3	2:35.281 B	49.220	40.078	36.311	29.672	8:10.361								
4	16:51.652	...	38.591	34.502	24.111	25:02.011								
5	2:16.881	38.365	37.733	33.978	26.805	27:18.892								
6	2:13.205	38.657	36.696	34.083	23.769	29:32.097								
7	2:12.921	38.286	36.737	34.141	23.757	31:45.018								
8	2:11.456	37.636	36.446	33.732	23.642	33:56.474								
9	2:11.009	37.586	36.260	33.583	23.580	36:07.483								
10	2:24.552 B	38.502	37.364	35.844	32.842	38:32.035								
11	7:57.379	6:23.341	36.598	33.782	23.658	46:29.414								
12	2:11.476	37.605	36.257	33.914	23.700	48:40.890								
13	2:10.656	37.130	36.334	33.610	23.582	50:51.546								
14	2:12.007	36.837	36.385	35.186	23.599	53:03.553								
15	2:09.986	36.733	36.075	33.713	23.465	55:13.539								
16	2:09.906	36.729	36.203	33.609	23.365	57:23.445								
7	Daniel Muñoz Fernandez						SPA							
	JEREZ ANDALUCIA MOTOR TALEN'						HONDA							
1	2:43.229	1:09.948	36.862	33.472	22.947	2:43.229								
2	2:05.724	35.504	35.102	32.448	22.670	4:48.953								
3	2:26.407 B	35.101	44.095	37.271	29.940	7:15.360								
4	17:14.838	...	35.200	32.828	22.655	24:30.196								
5	2:05.695	35.703	34.776	32.640	22.576	26:35.891								
6	2:07.297	35.424	35.033	34.124	22.716	28:43.188								
7	2:06.166	35.408	35.193	32.918	22.647	30:49.354								
8	2:06.152	35.352	35.600	32.535	22.665	32:55.506								
9	2:05.015	35.068	34.591	32.504	22.852	35:00.521								
10	2:12.352 B	35.346	36.271	32.994	27.741	37:12.873								
11	5:40.875	4:08.642	36.111	33.109	23.013	42:53.748								
12	2:05.951	35.495	34.858	32.603	22.995	44:59.699								
13	2:04.854	35.063	34.655	32.527	22.609	47:04.553								
14	2:04.082	34.832	34.501	32.194	22.555	49:08.635								
15	2:04.202	34.739	34.492	32.326	22.645	51:12.837								
16	2:05.114	35.272	34.732	32.399	22.711	53:17.951								
17	2:04.938	34.977	34.648	32.535	22.778	55:22.889								
18	2:04.422	34.884	34.564	32.315	22.659	57:27.311								
9	Francisco Gómez Requena						SPA							
	LARRESPORT BRADOL						HONDA							
1	2:28.351	49.839	38.968	36.227	23.317	2:28.351								
2	2:16.385	42.921	37.950	32.857	22.657	4:44.736								
10	Eduard Melgar Heredia						SPA							
	GRUPO MACHADO -CAME						HONDA							
1	2:26.783	49.959	38.738	35.027	23.059	2:26.783								
2	2:09.480	36.946	35.846	33.335	23.353	4:36.263								
3	2:34.593 B	36.540	39.014	40.275	38.764	7:10.856								
4	18:03.532	...	36.670	33.784	23.431	25:14.386								
5	2:10.395	36.848	35.701	34.491	23.355	27:24.781								
6	2:14.197 B	36.537	35.668	33.172	28.820	29:38.978								
7	3:28.271	1:57.066	35.382	33.058	22.765	33:07.249								
8	2:56.926 B	36.085	35.933	1:01.350	43.558	36:04.175								





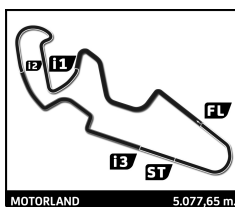
EUROPEAN TALENT CUP FIM CEV REPSOL MOTORLAND ARAGÓN Qualifying practice 1

Analysis

■ Personal Best ■ Session Best B Crossing the finish line in pit lane

Lap	Time	Sector 1	Sector 2	Sector 3	Sector 4	Elapsed	Lap	Time	Sector 1	Sector 2	Sector 3	Sector 4	Elapsed
9	20:33.499B	9:47.196				56:37.674	8	2:06.881	35.817	35.116	32.764	23.184	32:37.018
12	Peetu Paavilainen					FIN	9	2:06.891	35.896	35.144	32.925	22.926	34:43.909
	H43 TEAM NOBBY-BLUMAQ					HONDA	10	2:06.733	35.642	35.071	32.935	23.085	36:50.642
1	2:07.801	35.289	36.135	33.103	23.274	2:07.801	11	2:06.912	35.756	35.236	32.819	23.101	38:57.554
2	2:06.915	35.919	35.480	32.723	22.793	4:14.716	12	2:06.493	35.620	35.132	32.812	22.929	41:04.047
3	2:20.760B	36.096	34.790	37.125	32.749	6:35.476	13	2:06.100	35.426	35.115	32.749	22.810	43:10.147
4	17:33.902	...	35.759	36.263	23.174	24:09.376	14	2:14.351B	36.174	35.838	33.561	28.778	45:24.498
5	2:06.971	36.012	35.429	33.008	22.522	26:16.347	15	5:16.640	3:45.304	35.906	32.574	22.856	50:41.138
6	2:12.533	37.815	37.898	33.696	23.124	28:28.880	16	2:06.031	35.480	35.038	32.699	22.814	52:47.169
7	2:05.516	35.653	34.784	32.498	22.581	30:34.396	17	2:06.038	35.523	34.989	32.652	22.874	54:53.207
8	2:05.705	35.506	34.774	32.609	22.816	32:40.101	18	2:06.031	35.401	35.003	32.772	22.855	56:59.238
9	2:05.584	35.524	34.853	32.543	22.664	34:45.685	17	Ruben Bijman					NED
10	2:13.611B	35.924	35.568	32.966	29.153	36:59.296		ERNST DUBBINK EVENO RACING					HONDA
11	5:27.337	3:56.316	35.302	32.840	22.879	42:26.633	1	2:13.475	38.442	37.058	34.200	23.775	2:13.475
12	2:06.446	36.111	34.912	32.520	22.903	44:33.079	2	2:09.941	36.659	36.595	33.449	23.238	4:23.416
13	2:06.319	35.792	35.062	32.668	22.797	46:39.398	3	2:34.668B	36.630	36.062	45.564	36.412	6:58.084
14	2:06.836	35.700	34.906	32.935	23.295	48:46.234	4	17:13.571	...	36.561	33.630	23.292	24:11.653
15	2:09.045	36.558	35.954	33.466	23.067	50:55.279	5	2:08.703	36.663	35.735	33.268	23.037	26:20.356
16	2:06.383	35.622	34.607	33.139	23.015	53:01.662	6	2:08.933	36.610	35.651	33.493	23.179	28:29.289
17	2:06.069	35.678	34.895	32.577	22.919	55:07.731	7	2:07.982	35.906	35.675	33.259	23.142	30:37.271
18	2:05.917	35.567	34.791	32.704	22.855	57:13.648	8	2:08.677	36.990	35.586	33.033	23.068	32:45.948
13	Nicolas Czyba					GER	9	2:15.337B	36.364	37.430	33.788	27.755	35:01.285
	REALE AVINTIA BLUMAQ HMA					HONDA	18	Ángel Heredia Martínez					SPA
1	2:44.606	1:10.106	36.926	34.149	23.425	2:44.606		TEAM STRATOS -EMA COMPETICIC					HONDA
2	2:09.200	35.979	36.168	34.039	23.014	4:53.806	1	2:13.536	39.143	36.525	34.337	23.531	2:13.536
14	Carlos Torrecillas Urban					SPA	2	2:07.110	36.201	35.029	32.961	22.919	4:20.646
	EQUIPO PUNTO MOTO					HONDA	3	2:26.273B	36.191	35.304	44.787	29.991	6:46.919
1	2:08.721	37.206	35.564	32.849	23.102	2:08.721	4	17:41.153	...	37.061	34.572	23.223	24:28.070
2	2:05.605	35.111	35.136	32.339	23.019	4:14.326	5	2:08.392	36.385	35.428	33.590	22.989	26:36.462
3	2:16.307B	35.352	34.995	34.174	31.786	6:30.633	6	2:15.880	36.159	35.527	40.930	23.264	28:52.342
4	18:34.914	...	37.655	32.462	22.873	25:05.545	7	2:07.172	36.071	35.365	32.873	22.863	30:59.514
5	2:06.662	36.494	34.921	32.320	22.927	27:12.207	8	2:06.259	35.612	34.864	32.884	22.899	33:05.773
6	2:05.426	35.565	34.777	32.289	22.795	29:17.633	9	2:13.779B	36.708	36.650	33.979	26.442	35:19.552
7	2:04.868	35.034	34.890	32.070	22.874	31:22.501	10	8:21.121	6:48.950	36.401	33.128	22.642	43:40.673
8	2:04.813	34.987	34.550	32.460	22.816	33:27.314	11	2:06.212	35.856	34.915	32.667	22.774	45:46.885
9	2:06.982	35.292	34.825	33.927	22.938	35:34.296	12	2:06.284	35.645	35.110	32.747	22.782	47:53.169
10	2:05.187	35.211	34.871	32.176	22.929	37:39.483	13	2:07.479	35.502	35.566	33.327	23.084	50:00.648
11	2:05.802	35.286	35.087	32.530	22.899	39:45.285	14	2:09.484B	35.657	35.230	32.765	25.832	52:10.132
12	2:14.076B	36.550	35.595	33.093	28.838	41:59.361	15	2:34.788	55.588	39.117	36.909	23.174	54:44.920
13	7:26.305	5:55.095	35.231	32.994	22.985	49:25.666	16	2:07.802	36.067	35.449	33.087	23.199	56:52.722
14	2:05.620	35.351	34.959	32.387	22.923	51:31.286	19	Andreas Kofler					AUT
15	2:05.204	35.106	34.873	32.369	22.856	53:36.490		KRP					HONDA
16	2:05.442	35.156	35.089	32.314	22.883	55:41.932	1	2:14.513	38.908	37.420	34.722	23.463	2:14.513
17	2:15.897B	36.874	36.479	34.136	28.408	57:57.829	2	2:09.036	36.580	36.078	33.396	22.982	4:23.549
16	Jamie William Davis					GBR	3	2:24.261B	35.966	37.448	42.147	28.700	6:47.810
	KRP					HONDA	4	17:43.961B	...	41.089	42.082	29.850	24:31.769
1	2:14.600	41.807	36.199	33.471	23.123	2:14.600	5	19:17.100	...	37.359	35.151	23.662	43:48.869
2	2:07.162	35.983	35.914	32.619	22.646	4:21.762	6	2:11.803	37.731	37.294	33.287	23.491	46:00.672
3	2:18.200B	35.879	35.201	36.308	30.812	6:39.962	7	2:12.328	36.704	36.100	35.966	23.558	48:13.000
4	17:28.006	...	35.743	33.445	22.856	24:07.966	8	2:07.980	36.309	35.697	32.822	23.152	50:20.980
5	2:08.335	36.790	35.360	33.054	23.131	26:16.301	9	2:08.431	36.036	35.795	33.359	23.241	52:29.411
6	2:07.346	36.216	35.172	33.028	22.930	28:23.647	10	2:14.772	38.243	36.642	36.178	23.709	54:44.183
7	2:06.490	35.715	34.950	32.865	22.960	30:30.137	11	2:10.337	37.065	35.958	34.097	23.217	56:54.520





EUROPEAN TALENT CUP

FIM CEV REPSOL MOTORLAND ARAGÓN

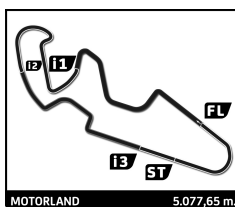
Qualifying practice 1

Analysis

■ Personal Best ■ Session Best B Crossing the finish line in pit lane

Lap	Time	Sector 1	Sector 2	Sector 3	Sector 4	Elapsed	Lap	Time	Sector 1	Sector 2	Sector 3	Sector 4	Elapsed
21 Vincent Falcone FRA TFC RACING HONDA							6	2:05.742	35.562	34.793	32.738	22.649	28:24.476
1	2:30.966	50.576	38.053	34.594	27.743	2:30.966	7	2:06.755	36.838	34.925	32.505	22.487	30:31.231
2	2:15.443	42.642	36.447	33.443	22.911	4:46.409	8	2:05.670	35.180	35.046	32.611	22.833	32:36.901
3	2:19.376 B	36.079	39.257	34.203	29.837	7:05.785	9	2:16.773 B	39.137	36.332	32.878	28.426	34:53.674
4	17:08.689	...	35.769	33.174	23.254	24:14.472	10	7:18.026	5:47.179	35.428	32.679	22.740	42:11.700
5	2:08.094	36.480	35.384	33.404	22.826	26:22.566	11	2:05.268	35.428	34.791	32.323	22.726	44:16.968
6	2:07.592	36.159	35.270	33.065	23.098	28:30.158	12	2:06.045	35.528	34.990	32.730	22.797	46:23.013
7	2:07.327	36.238	35.205	32.899	22.985	30:37.485	13	2:05.156	35.409	34.751	32.238	22.758	48:28.169
8	2:08.438	36.559	35.552	32.930	23.397	32:45.923	14	2:05.484	35.444	34.967	32.372	22.701	50:33.653
9	2:13.224 B	36.961	35.798	33.338	27.127	34:59.147	15	2:04.741	35.207	34.639	32.313	22.582	52:38.394
10	2:26.476	53.510	36.082	33.481	23.403	37:25.623	16	2:11.287	35.954	35.192	37.649	22.492	54:49.681
11	2:08.980	36.802	35.770	33.162	23.246	39:34.603	17	2:04.513	35.072	34.643	32.187	22.611	56:54.194
12	2:13.600	39.707	36.713	33.587	23.593	41:48.203	26 Miguel Parra Martínez SPA GRUPO MACHADO-CAME HONDA						
13	11:08.296	9:34.980	36.180	33.988	23.148	52:56.499	1	2:10.462	38.009	36.171	33.362	22.920	2:10.462
14	2:09.102	36.449	36.036	33.314	23.303	55:05.601	2	2:05.818	35.403	35.068	32.654	22.693	4:16.280
15	2:08.368	36.464	35.906	33.266	22.732	57:13.969	3	2:16.814 B	35.056	34.679	36.840	30.239	6:33.094
22 Clément Rougé FRA CIP JUNIOR TEAM HONDA							4	18:44.892	...	38.714	33.567	22.796	25:17.984
1	2:25.434	50.941	37.134	34.033	23.326	2:25.434	5	2:11.087	35.832	35.119	37.089	23.047	27:29.071
2	2:06.427	35.529	35.115	32.834	22.949	4:31.861	6	2:05.974	35.510	34.921	32.729	22.814	29:35.045
3	2:19.447 B	35.508	37.143	37.188	29.608	6:51.308	7	2:05.569	35.411	34.906	32.463	22.789	31:40.614
4	17:39.351	...	35.312	32.745	22.822	24:30.657	8	2:13.550 B	36.874	35.967	33.309	27.400	33:54.164
5	2:05.679	35.559	34.691	32.822	22.607	26:36.336	9	5:46.574	4:15.744	35.333	32.783	22.714	39:40.738
6	2:05.671	35.275	34.948	32.442	23.006	28:42.007	10	2:08.709	36.218	36.043	33.640	22.808	41:49.447
23 Alex Millán Gómez SPA ARO RACING HONDA							11	2:04.945	35.369	34.682	32.242	22.652	43:54.392
1	2:14.366	40.824	36.677	33.720	23.145	2:14.366	12	2:12.067 B	36.070	35.497	33.691	26.809	46:06.459
2	2:08.685	36.386	36.149	33.380	22.770	4:23.051	13	8:14.506	6:44.327	34.979	32.706	22.494	54:20.965
3	2:18.566 B	36.050	35.294	36.287	30.935	6:41.617	14	2:03.839	34.974	34.392	32.116	22.357	56:24.804
4	17:26.164	...	35.868	33.611	22.945	24:07.779	15	2:04.329	34.908	34.716	32.116	22.589	58:29.133
5	2:08.277	36.684	35.574	33.039	22.980	26:16.056	27 Alejandro Díez Rodríguez SPA HONDA IMPALA HONDA						
6	2:07.500	36.385	35.211	33.086	22.818	28:23.556	1	2:47.439	1:14.081	36.542	33.595	23.221	2:47.439
7	2:07.629	36.938	35.302	32.751	22.638	30:31.185	2	2:06.819	35.445	35.056	33.555	22.763	4:54.258
8	2:06.232	35.789	35.118	32.662	22.663	32:37.417	3	2:31.539 B	47.595	40.612	35.445	27.887	7:25.797
9	2:06.871	36.226	35.241	32.748	22.656	34:44.288	4	18:22.980	...	36.038	33.686	23.024	25:48.775
10	2:07.174	35.977	35.519	32.885	22.793	36:51.462	5	2:07.062	36.507	34.961	32.558	23.036	27:55.837
11	2:13.261 B	36.210	35.644	33.527	27.880	39:04.723	6	2:06.141	35.934	34.673	32.523	23.011	30:01.978
12	4:36.685	3:04.513	35.853	33.432	22.887	43:41.408	7	2:05.616	35.566	34.714	32.558	22.778	32:07.594
13	2:06.162	35.887	35.019	32.780	22.476	45:47.570	8	2:04.996	35.233	34.552	32.446	22.765	34:12.590
14	2:06.083	35.689	35.074	32.741	22.579	47:53.653	9	2:04.833	35.257	34.556	32.223	22.797	36:17.423
15	2:07.536	36.091	35.241	33.176	23.028	50:01.189	10	2:05.065	35.193	34.553	32.425	22.894	38:22.488
16	2:06.724	35.876	35.192	32.846	22.810	52:07.913	11	2:05.608	35.157	34.732	32.980	22.739	40:28.096
17	2:08.343	36.728	35.411	33.177	23.027	54:16.256	12	2:12.614 B	35.716	35.166	33.554	28.178	42:40.710
18	2:06.945	35.945	35.308	32.845	22.847	56:23.201	13	6:50.697 B	5:12.946	35.716	33.328	28.707	49:31.407
19	2:08.483	35.956	35.628	33.252	23.647	58:31.684	14	2:27.245	55.914	35.024	33.555	22.752	51:58.652
25 Luis Miguel Verdugo De La Torre SPA DANI RIVAS TALENT TEAM HONDA							15	2:05.463	35.274	34.739	32.754	22.696	54:04.115
1	2:28.697	51.578	38.399	35.586	23.134	2:28.697	16	2:05.207	35.377	34.601	32.349	22.880	56:09.322
2	2:16.629	43.393	37.617	32.862	22.757	4:45.326	17	2:05.277	35.396	34.725	32.374	22.782	58:14.599
3	2:17.611 B	35.897	38.389	33.532	29.793	7:02.937	28 Matteo Bertelle ITA SIC 58 SQUADRA CORSE HONDA						
4	17:10.104	...	35.698	33.051	22.765	24:13.039	1	2:34.278	59.537	36.626	35.223	22.892	2:34.278
5	2:05.695	35.805	34.859	32.518	22.513	26:18.734	2	2:11.811	39.676	36.947	32.672	22.516	4:46.089
26 Miguel Parra Martínez SPA GRUPO MACHADO-CAME HONDA							3	2:20.221 B	35.442	39.942	34.176	30.661	7:06.310
1	2:10.462	38.009	36.171	33.362	22.920	2:10.462	4	17:06.860	...	35.347	33.274	22.501	24:13.168
2	2:05.818	35.403	35.068	32.654	22.693	4:16.280							
3	2:16.814 B	35.056	34.679	36.840	30.239	6:33.094							
4	18:44.892	...	38.714	33.567	22.796	25:17.984							
5	2:11.087	35.832	35.119	37.089	23.047	27:29.071							
6	2:05.974	35.510	34.921	32.729	22.814	29:35.045							
7	2:05.569	35.411	34.906	32.463	22.789	31:40.614							
8	2:13.550 B	36.874	35.967	33.309	27.400	33:54.164							
9	5:46.574	4:15.744	35.333	32.783	22.714	39:40.738							
10	2:08.709	36.218	36.043	33.640	22.808	41:49.447							
11	2:04.945	35.369	34.682	32.242	22.652	43:54.392							
12	2:12.067 B	36.070	35.497	33.691	26.809	46:06.459							
13	8:14.506	6:44.327	34.979	32.706	22.494	54:20.965							
14	2:03.839	34.974	34.392	32.116	22.357	56:24.804							
15	2:04.329	34.908	34.716	32.116	22.589	58:29.133							





EUROPEAN TALENT CUP

FIM CEV REPSOL MOTORLAND ARAGÓN

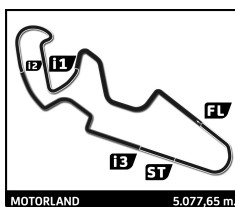
Qualifying practice 1

Analysis

■ Personal Best ■ Session Best B Crossing the finish line in pit lane

Lap	Time	Sector 1	Sector 2	Sector 3	Sector 4	Elapsed	Lap	Time	Sector 1	Sector 2	Sector 3	Sector 4	Elapsed
5	2:06.658	36.504	34.910	32.661	22.583	26:19.826							
6	2:04.849	35.293	34.826	32.332	22.398	28:24.675							
7	2:07.150	36.288	35.106	32.994	22.762	30:31.825							
8	2:05.662	35.655	35.012	32.472	22.523	32:37.487							
9	2:06.279	35.752	35.224	32.564	22.739	34:43.766							
10	2:30.201 B	36.096	36.275	48.868	28.962	37:13.967							
11	8:46.367 B	7:04.786	35.442	36.102	30.037	46:00.334							
12	5:40.967	4:07.659	37.900	32.852	22.556	51:41.301							
13	2:04.834	35.345	34.649	32.250	22.590	53:46.135							
14	2:04.554	35.204	34.648	32.237	22.465	55:50.689							
15	2:04.959	35.555	34.651	32.270	22.483	57:55.648							
30 David Muñoz Rodríguez SPA							35 Joshua Bauer GER						
JEREZ ANDALUCIA MOTOR TALEN' HONDA							DYNAVOLT INTACT JUNIOR TEAM HONDA						
1	2:37.320	1:05.450	36.100	32.953	22.817	2:37.320	1	2:49.102	1:16.328	36.234	33.397	23.143	2:49.102
2	2:17.500	36.924	39.660	38.541	22.375	4:54.820	2	2:07.301	35.905	35.512	32.962	22.922	4:56.403
3	20:35.160 B					25:29.978	3	32:12.680	...	37.093	41.502	25.085	37:09.081
4	20:05.921	...	36.169	33.024	22.516	45:35.899	4	2:10.875	37.607	36.016	33.568	23.684	39:19.956
5	2:06.429	35.826	34.925	33.018	22.660	47:42.328	5	2:13.760	36.377	40.846	33.339	23.198	41:33.716
6	2:04.546	35.425	34.549	32.246	22.326	49:46.874	6	2:07.124	36.239	35.184	32.949	22.752	43:40.840
7	2:04.468	35.130	34.783	32.148	22.407	51:51.342	7	2:06.429	35.823	35.209	32.554	22.843	45:47.269
8	2:04.148	34.951	34.537	32.100	22.560	53:55.490	8	2:06.301	35.655	35.012	32.800	22.834	47:53.570
9	2:04.159	35.125	34.514	32.054	22.466	55:59.649	9	2:06.835	35.438	35.315	32.931	23.151	50:00.405
10	2:04.108	35.029	34.483	32.074	22.522	58:03.757	10	2:06.739	35.720	35.234	32.686	23.099	52:07.144
11							11	2:14.191	38.524	39.592	33.125	22.950	54:21.335
12							12	2:06.499	35.552	35.179	32.730	23.038	56:27.834
13							13	2:06.337	35.441	35.147	32.772	22.977	58:34.171
42 Soma Görbe HUN							43 Xavier Artigas López SPA						
SPORT&,EVENTS MANAGEMEI HONDA							HONDA IMPALA HONDA						
1	2:14.607	38.223	37.095	36.237	23.052	2:14.607	1	2:47.683	1:14.335	36.353	33.698	23.297	2:47.683
2	2:14.028 B	37.030	36.079	33.374	27.545	4:28.635	2	2:05.837	35.386	34.961	32.812	22.678	4:53.520
3	2:43.428 B	57.644	40.464	37.835	27.485	7:12.063	3	2:24.719 B	36.953	41.819	37.456	28.491	7:18.239
4	17:24.116	...	35.763	33.341	22.755	24:36.177	4	18:30.892	...	35.975	33.847	23.145	25:49.129
5	2:07.256	35.816	35.040	33.515	22.885	26:43.433	5	2:06.842	36.381	35.133	32.550	22.778	27:55.971
6	2:06.507	35.955	35.017	32.939	22.596	28:49.940	6	2:05.730	35.896	34.697	32.557	22.580	30:01.701
7	2:06.803	35.872	35.048	33.124	22.759	30:56.743	7	2:05.985	35.559	34.764	32.681	22.981	32:07.686
8	2:06.532	35.663	35.005	33.166	22.698	33:03.275	8	2:04.867	35.313	34.599	32.238	22.717	34:12.553
9	2:16.541 B	35.562	35.093	39.702	26.184	35:19.816	9	2:05.424	35.796	34.634	32.310	22.684	36:17.977
10	2:53.317	1:12.399	37.275	40.456	23.187	38:13.133	10	2:04.487	35.014	34.512	32.256	22.705	38:22.464
11	2:13.696	36.353	35.684	38.889	22.770	40:26.829	11	2:05.129	35.275	34.693	32.367	22.794	40:27.593
12	2:06.626	35.947	35.297	32.817	22.565	42:33.455	12	2:13.047 B	35.840	35.300	33.287	28.620	42:40.640
13	2:06.926	35.925	35.185	32.935	22.881	44:40.381	13	6:50.270 B	5:12.706	35.798	33.449	28.317	49:30.910
14	2:07.588	36.008	35.362	33.433	22.785	46:47.969	14	2:27.000	56.152	35.150	32.727	22.971	51:57.910
15	2:12.828	35.800	35.089	39.057	22.882	49:00.797	15	2:06.518	35.589	34.991	32.736	23.202	54:04.428
16	2:15.428 B	35.841	39.424	33.686	26.477	51:16.225	16	2:05.367	35.463	34.733	32.423	22.748	56:09.795
17	3:35.619	1:57.475	36.281	38.512	23.351	54:51.844	17	2:04.791	35.063	34.765	32.220	22.743	58:14.586
18	2:06.980	35.674	35.196	33.316	22.794	56:58.824							
31 Adrián Fernández González SPA							33 Filip Rehacek CZE						
AJO MOTORSPORT HONDA							IGAX HONDA						
1	2:39.726	54.147	35.930	34.615	35.034	2:39.726	1	2:27.169	51.972	37.460	34.627	23.110	2:27.169
2	2:05.755	36.234	34.980	32.314	22.227	4:45.481	2	2:10.039	37.242	36.444	33.052	23.301	4:37.208
3	2:16.352 B	35.848	37.999	34.293	28.212	7:01.833	3	2:22.672 B	36.198	38.228	36.922	31.324	6:59.880
4	17:40.618	...	35.159	32.702	22.642	24:42.449	4	17:07.976	...	35.898	33.280	23.203	24:07.854
5	2:05.964	36.162	34.740	32.591	22.471	26:48.413	5	2:08.672	36.997	35.507	33.342	22.826	26:16.526
6	2:05.060	35.447	34.698	32.298	22.617	28:53.473	6	2:11.470 B	36.285	35.086	32.937	27.162	28:27.996
7	2:05.330	35.107	34.670	33.015	22.538	30:58.803	7	2:27.498	56.387	35.257	32.729	23.125	30:55.494
8	2:04.182	35.119	34.489	32.311	22.263	33:02.985	8	2:05.697	35.674	34.860	32.369	22.794	33:01.191
9	2:10.941 B	34.837	34.461	33.822	27.821	35:13.926							
10	7:07.481	5:37.655	34.800	32.383	22.643	42:21.407							
11	2:04.416	35.129	34.627	32.249	22.411	44:25.823							
12	2:04.989	35.604	34.686	32.279	22.420	46:30.812							
13	2:05.117	35.462	35.075	32.129	22.451	48:35.929							
14	2:04.358	35.089	34.675	32.171	22.423	50:40.287							
15	2:04.365	34.993	34.600	32.401	22.371	52:44.652							
16	2:04.315	35.102	34.715	32.156	22.342	54:48.967							
17	2:04.136	34.928	34.540	32.262	22.406	56:53.103							





EUROPEAN TALENT CUP

FIM CEV REPSOL MOTORLAND ARAGÓN

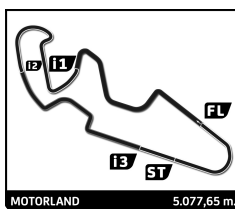
Qualifying practice 1

Analysis

■ Personal Best ■ Session Best B Crossing the finish line in pit lane

Lap	Time	Sector 1	Sector 2	Sector 3	Sector 4	Elapsed	Lap	Time	Sector 1	Sector 2	Sector 3	Sector 4	Elapsed		
45	Luca De Vleeschauer						BEL	3	2:18.917 B	36.573	37.312	34.282	30.750	7:02.143	
	WEST RACING						HONDA	4	17:06.052	...	35.875	34.735	23.147	24:08.193	
1	2:13.659	36.203	36.658	37.110	23.688	2:13.659	5	2:07.982	36.765	35.467	32.745	23.005	26:16.175		
2	2:09.566	36.970	35.800	33.570	23.226	4:23.225	6	2:07.070	35.867	35.211	32.811	23.181	28:23.245		
3	2:23.960 B	36.447	37.396	41.412	28.705	6:47.185	7	2:07.279	35.915	35.094	33.085	23.185	30:30.524		
4	17:23.478	...	36.175	33.399	23.235	24:10.661	8	2:06.362	35.621	35.077	32.683	22.981	32:36.886		
5	2:08.416	36.670	35.565	33.093	23.088	26:19.077	9	2:13.647 B	36.157	35.503	32.936	29.051	34:50.533		
6	2:07.699	36.206	35.331	33.021	23.141	28:26.776	10	4:05.746	2:24.426	43.882	33.913	23.525	38:56.279		
7	2:07.653	36.230	35.232	33.229	22.962	30:34.429	11	2:06.787	35.768	35.299	32.726	22.994	41:03.066		
8	2:09.672 B	35.728	35.456	33.019	25.469	32:44.101	12	2:06.445	35.854	34.999	32.591	23.001	43:09.511		
9	4:09.398	2:37.697	35.851	32.829	23.021	36:53.499	13	2:15.896 B	36.985	35.805	33.599	29.507	45:25.407		
10	2:08.246	36.035	35.303	33.749	23.159	39:01.745	14	5:10.085	3:39.228	35.445	32.467	22.945	50:35.492		
11	2:09.953	36.192	36.602	33.931	23.228	41:11.698	15	2:06.348	35.850	34.987	32.512	22.999	52:41.840		
12	2:12.490 B	37.883	35.468	33.259	25.880	43:24.188	16	2:06.161	35.691	34.960	32.666	22.844	54:48.001		
13	4:28.162	2:56.072	35.493	33.356	23.241	47:52.350	17	2:06.143	35.579	35.136	32.701	22.727	56:54.144		
14	2:08.595	36.124	35.766	33.654	23.051	50:00.945									
15	2:07.198	35.920	35.150	33.019	23.109	52:08.143									
16	2:08.273	36.821	35.437	33.066	22.949	54:16.416									
17	2:07.619	35.938	35.541	32.959	23.181	56:24.035									
46	David Salvador Gómez						SPA	54	Fermín Aldeguer Mengual						SPA
	CUNA DE CAMPEONES						HONDA		BESTER CAPITAL DUBAI JUNIOR TI						HONDA
1	2:28.495	54.950	35.526	34.871	23.148	2:28.495	1	2:28.509	51.309	39.156	34.614	23.430	2:28.509		
2	2:15.273	40.480	35.468	34.421	24.904	4:43.768	2	2:15.425	40.679	35.548	33.905	25.293	4:43.934		
3	2:29.867 B	39.676	43.262	37.502	29.427	7:13.635	3	2:19.821 B	36.204	39.979	33.790	29.848	7:03.755		
4	18:05.484	...	38.921	33.643	22.785	25:19.117	4	17:11.594	...	36.496	32.755	22.659	24:15.347		
5	2:05.232	35.590	34.527	32.272	22.843	27:24.349	5	2:06.860	35.822	34.833	33.450	22.755	26:22.207		
6	2:13.130	36.569	41.063	32.571	22.927	29:37.479	6	2:05.901	35.749	34.700	32.596	22.856	28:28.108		
7	2:04.839	35.168	34.488	32.342	22.841	31:42.318	7	2:05.842	35.322	34.840	32.994	22.686	30:33.950		
8	2:10.404 B	35.429	35.355	32.898	26.722	33:52.722	8	2:05.473	35.209	35.000	32.405	22.859	32:39.423		
9	15:33.589	...	35.761	33.484	23.287	49:26.311	9	2:04.895	35.146	34.805	32.359	22.585	34:44.318		
10	2:05.082	35.063	34.718	32.434	22.867	51:31.393	10	2:21.128 B	35.833	39.171	34.598	31.526	37:05.446		
11	2:05.541	35.276	34.785	32.385	23.095	53:36.934	11	9:57.410	8:25.971	35.906	32.630	22.903	47:02.856		
12	2:05.059	35.060	34.904	32.342	22.753	55:41.993	12	2:05.930	35.530	35.246	32.389	22.765	49:08.786		
13	2:10.710	36.674	38.097	32.883	23.056	57:52.703	13	2:04.726	35.163	34.695	32.185	22.683	51:13.512		
							14	2:05.400	35.206	34.945	32.405	22.844	53:18.912		
							15	2:06.037	35.292	34.995	32.754	22.996	55:24.949		
							16	2:06.187	35.174	35.281	32.616	23.116	57:31.136		
48	Gabin Planques						FRA	55	Matyás Konecný						CZE
	LAGLISSE ACADEMY						HONDA		PINAMOTO RS						HONDA
1	2:48.183	1:14.562	36.762	33.765	23.094	2:48.183	1	2:20.267	43.310	37.705	35.214	24.038	2:20.267		
2	2:15.663 B	36.142	35.912	34.035	29.574	5:03.846	2	2:11.421	37.050	36.646	33.944	23.781	4:31.688		
3	20:02.715	...	38.283	33.171	22.751	25:06.559	3	2:22.236 B	36.745	37.760	37.098	30.633	6:53.924		
4	2:07.129	36.169	35.286	32.749	22.925	27:13.688	4	17:19.004	...	36.826	34.063	23.550	24:12.926		
5	2:06.878	36.000	35.136	32.750	22.992	29:20.566	5	2:18.739	37.276	35.777	41.970	23.716	26:31.665		
6	2:15.398 B	36.931	35.815	33.322	29.330	31:35.964	6	2:17.789	37.047	36.104	40.865	23.773	28:49.454		
7	9:22.901	7:51.232	35.661	32.906	23.102	40:58.865	7	2:10.329	36.646	35.938	34.383	23.362	30:59.783		
8	2:13.698 B	36.130	35.251	33.028	29.289	43:12.563	8	2:09.597	36.531	35.714	33.816	23.536	33:09.380		
9	6:14.074	4:42.389	35.401	33.202	23.082	49:26.637	9	2:09.783	36.294	35.911	33.933	23.645	35:19.163		
10	2:07.034	36.236	35.014	32.842	22.942	51:33.671	10	2:18.737 B	39.014	36.838	34.367	28.518	37:37.900		
11	2:06.930	36.156	34.996	32.801	22.977	53:40.601	11	6:12.406	4:38.845	36.063	34.039	23.459	43:50.306		
12	2:06.924	35.928	34.994	32.916	23.086	55:47.525	12	2:10.409	36.549	36.489	33.772	23.599	46:00.715		
13	2:06.466	35.996	35.130	32.683	22.657	57:53.991	13	2:12.382	38.443	36.142	33.845	23.952	48:13.097		
							14	2:14.660	36.436	35.997	38.569	23.658	50:27.757		
							15	2:10.207	36.798	36.188	33.669	23.552	52:37.964		
							16	2:16.806	36.690	35.815	40.816	23.485	54:54.770		
							17	2:16.289	41.863	36.376	34.185	23.865	57:11.059		
50	Ondrej Vostatek						CZE	57	Kenny Koskinen						FIN
	IGAX TEAM						HONDA		H43 TEAM NOBBY-BLUMAQ						HONDA
1	2:28.617	54.394	36.059	34.671	23.493	2:28.617									
2	2:14.609	41.585	35.528	34.154	23.342	4:43.226									





EUROPEAN TALENT CUP

FIM CEV REPSOL MOTORLAND ARAGÓN

Qualifying practice 1

Analysis

■ Personal Best ■ Session Best B Crossing the finish line in pit lane

Lap	Time	Sector 1	Sector 2	Sector 3	Sector 4	Elapsed	Lap	Time	Sector 1	Sector 2	Sector 3	Sector 4	Elapsed
1	2:11.430	36.684	36.983	34.333	23.430	2:11.430							
2	2:09.768	36.801	36.520	33.336	23.111	4:21.198							
3	2:17.689 B	36.146	35.529	36.669	29.345	6:38.887							
4	17:29.721	...	36.377	33.514	22.986	24:08.606							
5	2:08.111	36.574	35.570	33.258	22.709	26:16.717							
6	2:07.730	36.352	35.235	33.123	23.020	28:24.447							
7	2:08.398	36.706	35.585	33.145	22.962	30:32.845							
8	2:07.761	36.168	35.538	33.085	22.970	32:40.606							
9	2:07.412	36.106	35.326	32.995	22.985	34:48.018							
10	2:07.696	36.182	35.417	32.969	23.128	36:55.714							
11	2:15.759 B	36.427	36.637	34.375	28.320	39:11.473							
12	5:16.520	3:41.730	37.145	33.607	24.038	44:27.993							
13	2:11.577	38.365	36.972	33.150	23.090	46:39.570							
14	2:07.435	35.830	35.337	33.161	23.107	48:47.005							
15	2:08.427	36.138	35.737	33.510	23.042	50:55.432							
16	2:07.873	35.784	35.318	33.398	23.373	53:03.305							
17	2:08.000	35.950	35.709	33.105	23.236	55:11.305							
18	2:08.584	36.191	35.666	33.434	23.293	57:19.889							

58

Iñigo Iglesias Bravo

SPA

IMC TEAM

HONDA

1	2:28.815	55.301	35.663	34.825	23.026	2:28.815
2	2:14.383	40.787	35.378	35.143	23.075	4:43.198
3	2:30.064 B	36.448	43.449	38.905	31.262	7:13.262
4	17:22.320	...	35.693	33.643	22.825	24:35.580
5	2:06.997	35.619	35.299	33.088	22.991	26:42.577
6	2:06.807	35.708	35.170	32.779	23.150	28:49.384
7	2:05.787	35.657	34.943	32.556	22.631	30:55.171
8	2:05.783	35.369	34.934	32.616	22.864	33:00.954
9	2:05.481	35.490	34.733	32.546	22.712	35:06.435
10	2:16.162 B	36.065	35.531	36.106	28.460	37:22.597
11	8:21.654	6:50.209	35.671	32.792	22.982	45:44.251
12	2:06.360	35.781	34.997	32.595	22.987	47:50.611
13	2:06.088	35.569	34.974	32.625	22.920	49:56.699
14	2:05.614	35.529	34.869	32.420	22.796	52:02.313
15	2:05.545	35.387	34.791	32.595	22.772	54:07.858
16	2:05.609	35.474	34.867	32.475	22.793	56:13.467
17	2:05.687	35.425	34.977	32.408	22.877	58:19.154

61

Iker García Abella

SPA

REALE AVINTIA BLUMAQ HMA

HONDA

1	2:30.169	55.405	37.395	34.124	23.245	2:30.169
2	2:15.062	42.509	36.809	32.942	22.802	4:45.231
3	2:23.375 B	36.684	40.515	35.629	30.547	7:08.606
4	17:11.527	...	36.904	33.828	23.305	24:20.131
5	2:09.069	36.657	35.860	33.247	23.305	26:29.200
6	2:14.767	36.365	35.789	39.505	23.108	28:43.967
7	2:07.824	36.486	35.466	32.900	22.972	30:51.791
8	2:07.808	36.006	35.599	32.994	23.209	32:59.599
9	2:07.343	36.031	35.423	33.034	22.855	35:06.942
10	2:11.408 B	35.772	35.205	32.881	27.550	37:18.350
11	9:18.604	7:43.153	36.271	35.747	23.433	46:36.954
12	2:09.049	36.602	35.890	33.292	23.265	48:46.003
13	2:07.216	36.149	35.447	32.828	22.792	50:53.219
14	2:08.204	35.738	35.698	33.417	23.351	53:01.423
15	2:06.841	36.310	34.970	32.763	22.798	55:08.264
16	2:05.823	35.437	34.878	32.723	22.785	57:14.087

64

Colin Velthuisen

NED

NYKOS RACING

HONDA

1	2:28.980	54.731	35.849	35.123	23.277	2:28.980
2	2:15.259	43.414	36.124	33.001	22.720	4:44.239
3	2:17.057 B	36.393	37.215	33.954	29.495	7:01.296
4	17:30.668	...	35.408	32.829	22.916	24:31.962
5	2:06.602	35.996	35.107	32.576	22.923	26:38.564
6	2:09.139	35.843	34.974	35.144	23.178	28:47.703
7	2:07.435	36.088	35.275	32.920	23.152	30:55.138
8	2:21.153 B	35.857	34.995	43.449	26.852	33:16.291
9	8:16.210	6:44.454	36.096	32.654	23.006	41:32.501
10	2:07.699	36.392	35.556	32.760	22.991	43:40.200
11	2:06.959	35.989	35.227	32.964	22.779	45:47.159
12	2:06.254	35.585	35.140	32.815	22.714	47:53.413
13	2:07.330	35.549	35.718	33.363	22.700	50:00.743
14	2:06.932	35.793	35.144	32.928	23.067	52:07.675
15	2:06.666	35.844	35.285	32.532	23.005	54:14.341
16	2:06.415	35.672	35.259	32.582	22.902	56:20.756
17	2:06.273	35.600	35.207	32.463	23.003	58:27.029

70

Joshua John Whatley

GBR

FAU 55 RACING

HONDA

1	2:28.412	50.965	38.140	35.287	24.020	2:28.412
2	2:15.611	42.518	36.283	33.374	23.436	4:44.023
3	2:18.672 B	36.464	36.681	34.628	30.899	7:02.695
4	17:24.349	...	36.795	34.973	23.738	24:27.042
5	2:09.278	37.104	35.609	33.267	23.298	26:36.320
6	2:13.471	36.171	35.645	37.918	23.737	28:49.791
7	2:09.596	36.573	35.799	34.222	23.002	30:59.387
8	2:07.819	36.110	35.645	32.933	23.131	33:07.206
9	2:07.416	35.853	35.174	33.070	23.319	35:14.622
10	2:07.132	35.958	35.114	32.861	23.199	37:21.754
11	2:07.148	35.779	35.159	32.974	23.236	39:28.902
12	2:13.407 B	35.843	35.297	33.563	28.704	41:42.309
13	7:44.441	6:12.112	35.776	33.180	23.373	49:26.750
14	2:06.885	35.672	35.133	32.870	23.210	51:33.635
15	2:06.748	35.623	35.128	32.995	23.002	53:40.383
16	2:06.889	35.558	35.228	33.016	23.087	55:47.272
17	2:06.598	35.543	35.242	32.924	22.889	57:53.870

72

Mattia Falzone

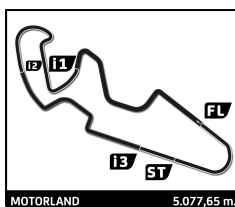
ITA

SIC 58 SQUADRA CORSE

HONDA

1	2:35.841	59.740	36.597	35.989	23.515	2:35.841
2	2:12.390	39.484	36.812	33.258	22.836	4:48.231
3	2:19.684 B	35.698	37.989	34.444	31.553	7:07.915
4	17:07.280	...	36.112	33.023	22.884	24:15.193
5	2:19.380	40.851	36.083	39.535	22.911	26:34.573
6	2:07.557	36.331	35.437	32.922	22.867	28:42.130
7	2:07.187	36.021	35.582	32.903	22.681	30:49.317
8	2:06.994	35.908	35.519	32.912	22.655	32:56.311
9	2:20.949 B	35.925	35.263	40.871	28.890	35:17.260
10	10:45.018	9:12.284	36.223	33.320	23.191	46:02.278
11	2:08.432	36.474	35.804	33.228	22.926	48:10.710
12	2:07.024	35.848	35.390	32.874	22.912	50:17.734
13	2:07.245	36.101	35.335	33.050	22.759	52:24.979
14	2:06.812	35.758	35.309	32.857	22.888	54:31.791





EUROPEAN TALENT CUP
FIM CEV REPSOL MOTORLAND ARAGON
Qualifying practice 1

Analysis

Personal Best, Session Best, B Crossing the finish line in pit lane

Table with 12 columns: Lap, Time, Sector 1, Sector 2, Sector 3, Sector 4, Elapsed. Rows 15 and 16.

Table for rider 76: Julián Giral Romero. Includes personal best and session best times for each sector and lap.

Table for rider 79: Salvatore Ragusa. Includes personal best and session best times for each sector and lap.

Table for rider 80: Víctor Alonso Rodilla. Includes personal best and session best times for each sector and lap.

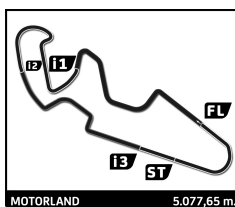
Table for rider 89: Marcos Uriarte Rodriguez. Includes personal best and session best times for each sector and lap.

Table for rider 91: Víctor Rodríguez Nuñez. Includes personal best and session best times for each sector and lap.

Table for rider 94: Marvin Siebdrath. Includes personal best and session best times for each sector and lap.

Table for rider 95: José Antonio Rueda Ruiz. Includes personal best and session best times for each sector and lap.





EUROPEAN TALENT CUP

FIM CEV REPSOL MOTORLAND ARAGÓN

Qualifying practice 1

Analysis

■ Personal Best ■ Session Best B Crossing the finish line in pit lane

Lap	Time	Sector 1	Sector 2	Sector 3	Sector 4	Elapsed	Lap	Time	Sector 1	Sector 2	Sector 3	Sector 4	Elapsed
6	2:04.742	35.358	34.504	32.186	22.694	29:15.772							
7	2:04.576	35.105	34.481	32.235	22.755	31:20.348							
8	2:04.296	34.886	34.508	32.321	22.581	33:24.644							
9	2:04.270	34.773	34.361	32.306	22.830	35:28.914							
10	2:04.130	34.878	34.549	32.179	22.524	37:33.044							
11	2:08.975 B	35.094	34.834	32.550	26.497	39:42.019							
12	5:45.457	4:13.900	36.082	32.578	22.897	45:27.476							
13	2:04.764	35.081	34.623	32.362	22.698	47:32.240							
14	2:04.168	34.884	34.500	32.205	22.579	49:36.408							
15	2:03.937	34.781	34.373	32.228	22.555	51:40.345							
16	2:03.481	34.658	34.262	32.122	22.439	53:43.826							
17	2:03.498	34.756	34.150	32.121	22.471	55:47.324							
18	2:04.314	34.764	34.358	32.541	22.651	57:51.638							

96 Daniel Holgado Miralles SPA
 TALENT TEAM ESTRELLA GALICIA | HONDA

1	2:53.983	1:20.066	36.574	33.703	23.640	2:53.983
2	2:07.791	36.437	35.603	33.053	22.698	5:01.774
3	21:15.522 B					26:17.294
4	9:52.483	8:17.901	36.351	34.022	24.209	36:09.777
5	2:08.563	36.516	35.598	33.016	23.433	38:18.340
6	2:07.341	36.129	35.232	32.707	23.273	40:25.681
7	2:07.567	36.052	35.353	32.886	23.276	42:33.248
8	2:07.487	36.014	35.263	32.896	23.314	44:40.735
9	2:13.756 B	35.871	35.255	34.819	27.811	46:54.491
10	6:49.598	5:16.962	35.664	33.478	23.494	53:44.089
11	2:06.529	35.609	35.047	32.649	23.224	55:50.618
12	2:06.203	35.768	35.040	32.509	22.886	57:56.821