

MOTO2

FIM CEV REPSOL MOTORLAND ARAGÓN

Race 1 ((16 laps, 81,2 km.))

Classification

Rider	Nat	Team	Bike	Tyres	Cl.	Laps	Total Time	Gap	Kph	Best Lap				
										Lap	Time	Kph		
1	57	Edgar Pons Ramón	SPA	AGR TEAM	KALEX	DUNLOP	16	30:34.606	-	159.4	2	1:53.946	160.4	
2	2	Jesko Raffin	SWI	SWISS INNOVATIVE INVESTORS JUNIOR	KALEX	DUNLOP	16	30:36.931	+2.325	159.2	3	1:54.288	159.9	
3	14	Hector Garzó Vicent	SPA	TEAM WIMU CNS	TECH3	DUNLOP	16	30:45.738	+11.132	158.4	4	1:54.587	159.5	
4	3	Lukas Tulovic	GER	TEAM WIMU CNS	TECH3	DUNLOP	16	30:53.902	+19.296	157.7	4	1:54.859	159.1	
5	70	Marc Alcoba Espi	SPA	DYNAVOLT INTACT JUNIOR TEAM	KALEX	DUNLOP	16	30:54.651	+20.045	157.7	2	1:54.928	159.0	
6	10	Tommaso Marcon	ITA	TEAM CIATTI	SPEED UP	DUNLOP	16	31:02.265	+27.659	157.0	3	1:55.523	158.2	
7	77	Miquel Pons Payeras	SPA	BULLIT	KALEX	DUNLOP	16	31:02.446	+27.840	157.0	2	1:55.525	158.2	
8	20	Dimas Ekky Pratama	INA	ASTRA HONDA RACING TEAM	KALEX	DUNLOP	16	31:02.856	+28.250	157.0	3	1:55.709	158.0	
9	61	Alessandro Zaccone	ITA	XCTECH MODULA	KALEX	DUNLOP	16	31:08.403	+33.797	156.5	7	1:56.111	157.4	
10	46	Marcel Brenner	SWI	H43 TEAM NOBBY-TALASUR	KALEX	DUNLOP	16	31:11.690	+37.084	156.2	2	1:56.044	157.5	
11	74	Piotr Biesiekirski	POL	EUVIC STYLOBIKE GOOD RACING	KALEX	DUNLOP	16	31:19.930	+45.324	155.6	5	1:56.677	156.6	
12	18	Xavier Cardelus Garcia	AND	TEAM STYLOBIKE	KALEX	DUNLOP	16	31:37.774	+1:03.168	154.1	2	1:55.526	158.2	
13	12	Mark Chiodo	AUS	EASYRACE MOTO2 TEAM	SUTER	DUNLOP	16	31:37.899	+1:03.293	154.1	6	1:57.777	155.2	
14	8	Alessandro Zetti	ITA	FAU55RACING	YAMAHA	DUNLOP	Super	16	31:56.112	+1:21.506	152.6	7	1:59.127	153.4
15	67	Roman Fischer	SWI	PINAMOTO RS	YAMAHA	DUNLOP	Super	16	32:03.346	+1:28.740	152.0	3	1:58.997	153.6
16	24	Chandler Cooper	AUS	XCTECH MODULA	YAMAHA	DUNLOP	Super	16	32:16.470	+1:41.864	151.0	8	1:59.932	152.4
17	29	Luis Pomares Martínez	SPA	PINAMOTO RS	KAWASAKI	DUNLOP	Super	16	32:17.944	+1:43.338	150.9	4	1:59.976	152.3
18	6	Giacomo Lorenzon	ITA	BIERRETI	GP10	DUNLOP	16	32:28.370	+1:53.764	150.1	9	2:00.746	151.4	
19	66	Philippe Le Gallo	FRA	YAMAHA LAGLISSE	YAMAHA	DUNLOP	Super	15	31:48.020	1 Lap	143.7	3	2:05.392	145.8

Not classified:

37	Oleksandr Anin	UKR	XCTECH MODULA	YAMAHA	DUNLOP	Super	7	15:30.132			3	2:03.779	147.7
21	Matthias Meggle	GER	DYNAVOLT INTACT JUNIOR TEAM	KALEX	DUNLOP		5	10:56.612			2	1:56.347	157.1

Pole Position

E. Pons Ramón	1:53.675	160.8 Kph
---------------	----------	-----------

Fastest Lap

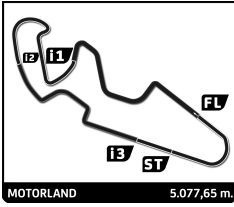
Lap 2	Edgar Pons Ramón	1:53.946	160.4 Kph
-------	------------------	----------	-----------

Published at:

Track Status: **DRY**

Race Director:	Timekeeper:
----------------	-------------





MOTO2

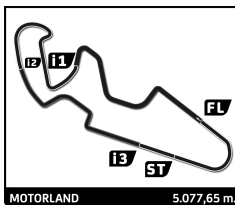
FIM CEV REPSOL MOTORLAND ARAGÓN

Race 1

Lap Chart

		LAP																
Nr	Pos	Grid	1	2	3	4	5	6	7	8	9	10	11	12	13	14	15	16
57	1	57	57	57	57	57	57	57	57	57	57	57	57	57	57	57	57	57
2	2	2	2	2	2	2	2	2	2	2	2	2	2	2	2	2	2	2
14	3	14	14	14	14	14	14	14	14	14	14	14	14	14	14	14	14	14
3	4	3	70	70	70	70	70	3	3	3	3	3	3	3	3	3	3	3
10	5	10	3	3	3	3	3	70	70	70	70	70	70	70	70	70	70	70
77	6	77	77	77	77	77	18	77	77	77	10	10	10	77	77	77	77	10
70	7	70	18	18	18	18	77	18	10	10	77	77	77	10	10	10	10	77
18	8	18	46	46	10	10	10	10	18	20	20	20	20	20	20	20	20	20
61	9	61	10	10	46	46	46	46	46	61	61	61	61	61	61	61	61	61
21	10	21	61	61	21	20	20	20	20	61	46	46	61	46	46	46	46	46
20	11	20	21	21	61	61	61	61	61	74	74	74	74	74	74	74	74	74
46	12	46	20	20	20	21	74	74	74	12	12	12	12	12	12	12	12	18
74	13	74	74	74	74	74	12	12	12	18	18	18	18	18	18	18	18	12
12	14	12	12	12	12	12	8	8	8	8	8	8	8	8	8	8	8	8
67	15	67	8	8	67	8	67	67	67	67	67	67	67	67	67	67	67	67
8	16	8	67	67	8	67	29	29	29	29	29	29	24	24	29	29	24	24
29	17	29	29	29	29	29	24	24	24	24	24	24	29	29	24	24	29	29
6	18	6	6	6	6	24	6	6	6	6	6	6	6	6	6	6	6	6
37	19	37	24	24	24	6	66	66	66	66	66	66	66	66	66	66	66	66
24	20	24	37	66	66	66	21	37	37									
66	21	66	66	37	37	37	37	37	37									





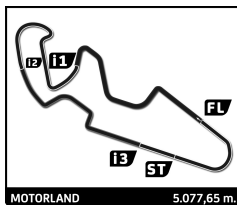
MOTO2

FIM CEV REPSOL MOTORLAND ARAGÓN

Race 1

Best Sector Times

SECTOR 1			SECTOR 2		SECTOR 3		SECTOR 4		Pos	Ideal Lap	Best Lap	
Pos	Rider	Time	Rider	Time	Rider	Time	Rider	Time				
1	57 E.Pons Ramón	32.245	57 E.Pons Ramón	31.792	57 E.Pons Ramón	29.755	57 E.Pons Ramón	19.955	1	57	1:53.747	1:53.946 (1)
2	2 J.Raffin	32.298	2 J.Raffin	32.044	2 J.Raffin	29.791	2 J.Raffin	20.045	2	2	1:54.178	1:54.288 (2)
3	3 L.Tulovic	32.408	14 H.Garzó	32.062	14 H.Garzó	29.826	10 T.Marcon	20.057	3	14	1:54.407	1:54.587 (3)
4	14 H.Garzó	32.438	18 X.Cardelus Garcia	32.204	3 L.Tulovic	29.993	70 M.Alcoba Espi	20.066	4	3	1:54.762	1:54.859 (4)
5	70 M.Alcoba Espi	32.582	70 M.Alcoba Espi	32.212	70 M.Alcoba Espi	29.997	14 H.Garzó	20.081	5	70	1:54.857	1:54.928 (5)
6	77 M.Pons Payeras	32.698	3 L.Tulovic	32.238	20 D.Ekky Pratama	30.147	18 X.Cardelus Garcia	20.097	6	18	1:55.329	1:55.526 (8)
7	20 D.Ekky Pratama	32.735	20 D.Ekky Pratama	32.279	18 X.Cardelus Garcia	30.164	3 L.Tulovic	20.123	7	20	1:55.352	1:55.709 (9)
8	61 A.Zacccone	32.799	10 T.Marcon	32.380	46 M.Brenner	30.175	21 M.Meggle	20.167	8	10	1:55.486	1:55.523 (6)
9	46 M.Brenner	32.845	77 M.Pons Payeras	32.384	10 T.Marcon	30.185	46 M.Brenner	20.188	9	77	1:55.497	1:55.525 (7)
10	18 X.Cardelus Garcia	32.864	46 M.Brenner	32.412	77 M.Pons Payeras	30.207	20 D.Ekky Pratama	20.191	10	46	1:55.620	1:56.044 (10)
11	10 T.Marcon	32.864	61 A.Zacccone	32.600	61 A.Zacccone	30.216	61 A.Zacccone	20.204	11	61	1:55.819	1:56.111 (11)
12	74 P.Biesiekirski	32.909	21 M.Meggle	32.659	74 P.Biesiekirski	30.248	77 M.Pons Payeras	20.208	12	21	1:56.176	1:56.347 (12)
13	21 M.Meggle	32.935	74 P.Biesiekirski	32.785	21 M.Meggle	30.415	12 M.Chiodo	20.369	13	74	1:56.337	1:56.677 (13)
14	12 M.Chiodo	33.476	12 M.Chiodo	32.943	12 M.Chiodo	30.793	74 P.Biesiekirski	20.395	14	12	1:57.581	1:57.777 (14)
15	67 R.Fischer	33.613	67 R.Fischer	33.350	67 R.Fischer	30.960	8 A.Zetti	20.611	15	67	1:58.684	1:58.997 (15)
16	8 A.Zetti	33.674	29 L.Pomares Martinez	33.404	8 A.Zetti	30.996	67 R.Fischer	20.761	16	8	1:58.767	1:59.127 (16)
17	29 L.Pomares Martinez	34.012	8 A.Zetti	33.486	29 L.Pomares Martinez	31.048	24 C.Cooper	20.911	17	29	1:59.663	1:59.976 (18)
18	24 C.Cooper	34.082	24 C.Cooper	33.585	24 C.Cooper	31.323	29 L.Pomares Martinez	21.199	18	24	1:59.901	1:59.932 (17)
19	6 G.Lorenzon	34.234	6 G.Lorenzon	33.609	6 G.Lorenzon	31.403	37 O.Anin	21.289	19	6	2:00.585	2:00.746 (19)
20	37 O.Anin	34.539	37 O.Anin	34.589	37 O.Anin	31.846	6 G.Lorenzon	21.339	20	37	2:02.263	2:03.779 (20)
21	66 P.Le Gallo	35.617	66 P.Le Gallo	35.092	66 P.Le Gallo	32.576	66 P.Le Gallo	21.516	21	66	2:04.801	2:05.392 (21)



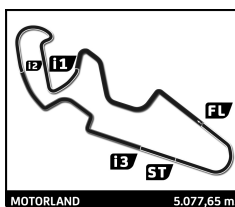
MOTO2

FIM CEV REPSOL MOTORLAND ARAGÓN

Race 1

Best Top Speeds

Rider	Team	Top 1		Top 2		Top 3		Top 4		Top 5		Avg	
		Kph	Lap	Kph	Lap	Kph	Lap	Kph	Lap	Kph	Lap		
20 Dimas Ekky Pratama	ASTRA HONDA RACING TEAM	271.4	1	271.4	3	270.0	7	266.0	2	266.0	12	269,0	
10 Tommaso Marcon	TEAM CIATTI	270.7	10	270.7	7	270.0	1	270.0	11	269.3	8	270,1	
77 Miquel Pons Payeras	BULLIT	270.0	9	268.0	4	267.3	5	264.7	8	264.7	12	266,9	
46 Marcel Brenner	H43 TEAM NOBBY-TALASUR	269.3	1	268.0	10	267.3	11	266.7	9	264.7	12	267,2	
70 Marc Alcoba Espi	DYNAVOLT INTACT JUNIOR TEAM	269.3	8	268.7	16	268.7	2	268.7	15	268.0	12	268,7	
21 Matthias Meggle	DYNAVOLT INTACT JUNIOR TEAM	269.3	2	268.7	3	268.0	1	265.4	4	245.5	5	263,4	
74 Piotr Biesiekirski	EUVIC STYLOBIKE GOOD RACING	269.3	2	268.7	1	266.7	11	266.7	7	266.7	6	267,6	
18 Xavier Cardelus Garcia	TEAM STYLOBIKE	268.7	1	268.7	3	267.3	6	266.7	2	266.7	7	267,6	
14 Hector Garzó Vicent	TEAM WIMU CNS	268.0	8	266.7	3	266.7	4	266.7	11	266.7	10	267,0	
57 Edgar Pons Ramón	AGR TEAM	268.0	1	266.0	8	264.1	10	264.1	9	264.1	6	265,3	
2 Jesko Raffin	SWISS INNOVATIVE INVESTORS JUNIOR	267.3	11	266.7	2	265.4	8	264.7	13	264.7	5	265,8	
61 Alessandro Zaccone	XCTECH MODULA	265.4	8	263.4	7	262.8	1	262.8	2	262.8	6	263,4	
3 Lukas Tulovic	TEAM WIMU CNS	263.4	3	262.8	8	262.8	4	262.8	5	262.1	11	262,8	
12 Mark Chiodo	EASYRACE MOTO2 TEAM	262.1	1	260.9	2	260.9	3	260.9	8	260.2	15	261,0	
67 Roman Fischer	PINAMOTO RS	Superstock 6i	259.6	1	259.0	4	257.1	8	257.1	7	256.5	2	257,9
37 Oleksandr Anin	XCTECH MODULA	Superstock 6i	257.1	1	249.4	5	249.4	7	248.8	2	248.8	3	250,7
29 Luis Pomares Martínez	PINAMOTO RS	Superstock 6i	255.3	1	254.7	12	254.1	11	252.3	13	250.6	3	253,4
24 Chandler Cooper	XCTECH MODULA	Superstock 6i	254.1	3	252.3	9	251.7	10	251.7	8	251.2	11	252,2
8 Alessandro Zetti	FAU55RACING	Superstock 6i	253.5	1	253.5	8	252.3	11	252.3	10	252.3	7	252,8
66 Philippe Le Gallo	YAMAHA LAGLISSE	Superstock 6i	252.3	1	252.3	10	251.2	7	250.0	8	250.0	15	251,2
6 Giacomo Lorenzon	BIERRETI		247.1	1	244.3	3	243.8	2	243.8	5	243.8	7	244,6



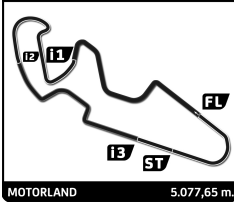
MOTO2

FIM CEV REPSOL MOTORLAND ARAGÓN

Race 1

Leader Sequence

Nr	Rider	Team	Bike	Start	End Lap	Laps	Total Laps
57	Edgar Pons Ramón	AGR TEAM	KALEX	1	16	16	16
Superstock 600							
8	Alessandro Zetti	FAU55RACING	YAMAHA	1	2	2	2
67	Roman Fischer	PINAMOTO RS	YAMAHA	3	3	1	1
8	Alessandro Zetti	FAU55RACING	YAMAHA	4	16	13	15



MOTO2

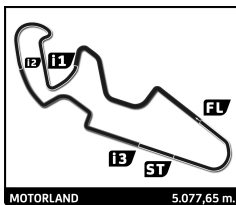
FIM CEV REPSOL MOTORLAND ARAGÓN

Race 1

Fastest Lap Sequence

Practice Time	Rider	Team	Bike	Class	Time	Kph	Lap
3:50.102	57 Edgar Pons Ramón	AGR TEAM	KALEX		1:53.946	160.4	2





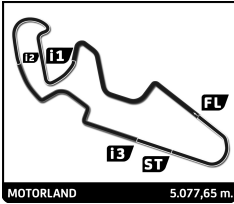
MOTO2 FIM CEV REPSOL MOTORLAND ARAGÓN Race 1

Analysis by lap

Lapped

Table with columns: Nr, Lap Time, Gap for each of the 12 laps. Includes rider numbers and times.





MOTO2

FIM CEV REPSOL MOTORLAND ARAGÓN

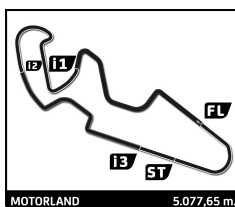
Race 1

Analysis by lap

■ Lapped

Nr	Lap Time	Gap	Nr	Lap Time	Gap	Nr	Lap Time	Gap	Nr	Lap Time	Gap	Nr	Lap Time	Gap
67	1:59.991	1:09.259	61	1:57.939	33.797									
29	2:00.761	1:24.358	46	1:56.907	37.084									
24	2:01.252	1:24.569	74	1:57.871	45.324									
6	2:01.379	1:34.564	18	1:57.353	1:03.168									
Lap 14														
57	1:55.425		12	1:58.694	1:03.293									
2	1:54.617	2.097	66	2:09.065	1 Lap				8	2:00.718	1:21.506			
14	1:55.683	8.842	8	2:00.718	1:21.506				67	2:02.777	1:28.740			
3	1:56.673	17.882	24	2:00.705	1:41.864				24	2:00.705	1:41.864			
70	1:55.434	19.232	29	2:00.404	1:43.338				29	2:00.404	1:43.338			
77	1:56.265	25.353	6	2:01.634	1:53.764				6	2:01.634	1:53.764			
10	1:56.179	25.447												
20	1:56.125	26.384												
61	1:56.822	28.897												
46	1:57.737	32.706												
74	1:57.606	40.156												
66	2:06.483	1 Lap												
12	1:58.426	56.173												
18	1:56.989	59.099												
8	1:59.822	1:10.462												
67	2:01.085	1:14.919												
29	2:00.913	1:29.846												
24	2:00.790	1:29.934												
6	2:01.591	1:40.730												
Lap 15														
57	1:54.722													
2	1:54.791	2.166												
14	1:56.102	10.222												
3	1:55.723	18.883												
70	1:55.295	19.805												
77	1:56.299	26.930												
10	1:56.308	27.033												
20	1:55.900	27.562												
61	1:56.985	31.160												
46	1:57.495	35.479												
74	1:57.321	42.755												
66	2:07.489	1 Lap												
12	1:58.450	59.901												
18	1:56.740	1:01.117												
8	2:00.350	1:16.090												
67	2:01.068	1:21.265												
24	2:01.249	1:36.461												
29	2:03.112	1:38.236												
6	2:01.424	1:47.432												
Lap 16														
57	1:55.302													
2	1:55.461	2.325												
14	1:56.212	11.132												
3	1:55.715	19.296												
70	1:55.542	20.045												
10	1:55.928	27.659												
77	1:56.212	27.840												
20	1:55.990	28.250												





MOTO2

FIM CEV REPSOL MOTORLAND ARAGÓN

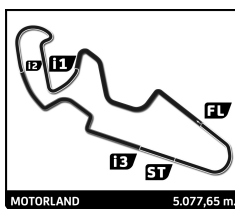
Race 1

Analysis

■ Personal Best ■ Session Best B Crossing the finish line in pit lane

Lap	Time	Sector 1	Sector 2	Sector 3	Sector 4	Elapsed	Lap	Time	Sector 1	Sector 2	Sector 3	Sector 4	Elapsed		
2	Jesko Raffin SWI							8	Alessandro Zetti ITA						
	SWISS INNOVATIVE INVESTORS JL						KALEX		FAU55RACING						YAMAHA
1	1:56.326	34.158	32.044	29.873	20.251	1:56.326	1	2:03.955	37.732	33.985	31.627	20.611	2:03.955		
2	1:54.378	32.427	32.098	29.791	20.062	3:50.704	2	1:59.314	33.732	33.567	31.168	20.847	4:03.269		
3	1:54.288	32.322	32.073	29.848	20.045	5:44.992	3	1:59.357	33.835	33.520	31.112	20.890	6:02.626		
4	1:54.369	32.376	32.096	29.823	20.074	7:39.361	4	1:59.495	34.030	33.564	31.123	20.778	8:02.121		
5	1:54.497	32.430	32.078	29.915	20.074	9:33.858	5	1:59.408	33.738	33.583	31.265	20.822	10:01.529		
6	1:54.786	32.487	32.172	30.052	20.075	11:28.644	6	1:59.199	33.674	33.486	31.236	20.803	12:00.728		
7	1:54.456	32.298	32.222	29.869	20.067	13:23.100	7	1:59.127	33.691	33.700	30.996	20.740	13:59.855		
8	1:54.592	32.364	32.153	30.009	20.066	15:17.692	8	1:59.342	33.862	33.650	31.126	20.704	15:59.197		
9	1:54.558	32.359	32.147	29.961	20.091	17:12.250	9	1:59.258	33.804	33.656	31.143	20.655	17:58.455		
10	1:54.814	32.323	32.258	30.082	20.151	19:07.064	10	1:59.133	33.689	33.670	31.096	20.678	19:57.588		
11	1:55.038	32.349	32.150	30.441	20.098	21:02.102	11	1:59.129	33.728	33.568	31.049	20.784	21:56.717		
12	1:54.929	32.505	32.176	30.111	20.137	22:57.031	12	1:59.131	33.691	33.525	31.022	20.893	23:55.848		
13	1:55.031	32.512	32.278	30.044	20.197	24:52.062	13	1:59.374	33.724	33.576	31.183	20.891	25:55.222		
14	1:54.617	32.398	32.159	29.944	20.116	26:46.679	14	1:59.822	33.979	33.599	31.180	21.064	27:55.044		
15	1:54.791	32.508	32.159	29.991	20.133	28:41.470	15	2:00.350	33.954	33.886	31.357	21.153	29:55.394		
16	1:55.461	32.493	32.388	30.307	20.273	30:36.931	16	2:00.718	34.185	33.897	31.454	21.182	31:56.112		
3	Lukas Tulovic GER							10	Tommaso Marcon ITA						
	TEAM WIMU CNS						TECH3		TEAM CIATTI						SPEED UP
1	1:58.603	35.381	32.701	30.320	20.201	1:58.603	1	1:59.812	36.421	32.922	30.302	20.167	1:59.812		
2	1:55.007	32.446	32.434	29.993	20.134	3:53.610	2	1:56.165	33.156	32.561	30.294	20.154	3:55.977		
3	1:55.050	32.480	32.238	30.132	20.200	5:48.660	3	1:55.523	32.864	32.380	30.222	20.057	5:51.500		
4	1:54.859	32.408	32.286	30.005	20.160	7:43.519	4	1:55.937	32.938	32.519	30.321	20.159	7:47.437		
5	1:55.087	32.646	32.281	30.037	20.123	9:38.606	5	1:56.133	33.002	32.670	30.302	20.159	9:43.570		
6	1:55.461	32.778	32.378	30.102	20.203	11:34.067	6	1:56.052	33.011	32.609	30.288	20.144	11:39.622		
7	1:55.176	32.428	32.356	30.227	20.165	13:29.243	7	1:56.098	32.986	32.552	30.408	20.152	13:35.720		
8	1:55.335	32.654	32.301	30.198	20.182	15:24.578	8	1:56.216	32.993	32.597	30.449	20.177	15:31.936		
9	1:55.572	32.730	32.313	30.244	20.285	17:20.150	9	1:56.288	33.120	32.543	30.320	20.305	17:28.224		
10	1:55.330	32.545	32.406	30.136	20.243	19:15.480	10	1:56.463	33.310	32.537	30.348	20.268	19:24.687		
11	1:55.642	32.811	32.389	30.237	20.205	21:11.122	11	1:56.518	33.255	32.773	30.245	20.245	21:21.205		
12	1:58.300	34.925	32.676	30.376	20.323	23:09.422	12	1:56.383	33.125	32.647	30.259	20.352	23:17.588		
13	1:56.369	32.852	32.635	30.456	20.426	25:05.791	13	1:56.262	33.024	32.480	30.406	20.352	25:13.850		
14	1:56.673	32.866	32.775	30.489	20.543	27:02.464	14	1:56.179	33.012	32.595	30.185	20.387	27:10.029		
15	1:55.723	32.869	32.406	30.135	20.313	28:58.187	15	1:56.308	32.965	32.543	30.534	20.266	29:06.337		
16	1:55.715	32.557	32.503	30.242	20.413	30:53.902	16	1:55.928	32.929	32.485	30.338	20.176	31:02.265		
6	Giacomo Lorenzon ITA							12	Mark Chiodo AUS						
	BIERRETI						GP10		EASYRACE MOTO2 TEAM						SUTER
1	2:05.837	38.183	34.333	31.747	21.574	2:05.837	1	2:02.476	37.895	33.284	30.819	20.478	2:02.476		
2	2:01.607	34.678	33.928	31.490	21.511	4:07.444	2	1:57.823	33.525	32.990	30.813	20.495	4:00.299		
3	2:01.037	34.417	33.615	31.440	21.565	6:08.481	3	1:57.796	33.561	32.999	30.813	20.423	5:58.095		
4	2:01.243	34.709	33.792	31.403	21.339	8:09.724	4	1:58.150	33.549	33.105	30.906	20.590	7:56.245		
5	2:01.178	34.408	33.887	31.515	21.368	10:10.902	5	1:58.378	33.686	33.166	30.890	20.636	9:54.623		
6	2:04.461	37.586	33.779	31.432	21.664	12:15.363	6	1:57.777	33.476	32.943	30.853	20.505	11:52.400		
7	2:01.378	34.350	34.015	31.456	21.557	14:16.741	7	1:58.591	33.587	33.041	31.299	20.664	13:50.991		
8	2:01.197	34.493	33.797	31.474	21.433	16:17.938	8	1:58.874	33.700	33.185	31.427	20.562	15:49.865		
9	2:00.746	34.234	33.684	31.461	21.367	18:18.684	9	1:58.549	33.666	33.335	30.970	20.578	17:48.414		
10	2:01.091	34.236	33.937	31.503	21.415	20:19.775	10	1:58.005	33.582	33.024	30.823	20.576	19:46.419		
11	2:01.364	34.335	33.929	31.675	21.425	22:21.139	11	1:59.002	33.840	33.453	30.963	20.746	21:45.421		
12	2:01.203	34.321	33.780	31.649	21.453	24:22.342	12	1:58.530	33.718	33.132	31.023	20.657	23:43.951		
13	2:01.379	34.398	33.888	31.572	21.521	26:23.721	13	1:58.378	33.738	33.143	30.793	20.704	25:42.329		
14	2:01.591	34.455	33.609	32.058	21.469	28:25.312	14	1:58.426	33.742	33.128	30.863	20.693	27:40.755		
15	2:01.424	34.361	33.915	31.681	21.467	30:26.736	15	1:58.450	33.686	33.073	30.898	20.793	29:39.205		
16	2:01.634	34.520	33.904	31.654	21.556	32:28.370	16	1:58.694	33.894	33.089	31.342	20.369	31:37.899		





MOTO2

FIM CEV REPSOL MOTORLAND ARAGÓN

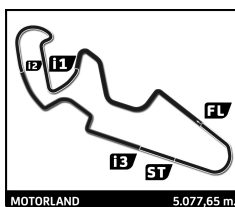
Race 1

Analysis

■ Personal Best ■ Session Best B Crossing the finish line in pit lane

Lap	Time	Sector 1	Sector 2	Sector 3	Sector 4	Elapsed	Lap	Time	Sector 1	Sector 2	Sector 3	Sector 4	Elapsed		
14	Hector Garzó Vicent SPA						TECH3	21	Matthias Meggle GER						KALEX
TEAM WIMU CNS							DYNAVOLT INTACT JUNIOR TEAM								
1	1:56.860	34.500	32.239	30.040	20.081	1:56.860	1	2:00.424	36.754	32.939	30.505	20.226	2:00.424		
2	1:54.646	32.468	32.062	29.997	20.119	3:51.506	2	1:56.347	32.935	32.665	30.442	20.305	3:56.771		
3	1:54.638	32.460	32.084	29.938	20.156	5:46.144	3	1:56.359	33.115	32.659	30.415	20.170	5:53.130		
4	1:54.587	32.438	32.241	29.826	20.082	7:40.731	4	1:57.059	33.051	33.380	30.461	20.167	7:50.189		
5	1:54.712	32.512	32.108	29.972	20.120	9:35.443	5	3:06.423 B	33.086	32.758	1:35.491	25.088	10:56.612		
6	1:54.932	32.559	32.227	30.065	20.081	11:30.375									
7	1:54.880	32.548	32.204	29.994	20.134	13:25.255									
8	1:55.162	32.634	32.228	30.178	20.122	15:20.417									
9	1:55.377	32.729	32.283	30.150	20.215	17:15.794									
10	1:55.438	32.727	32.442	30.116	20.153	19:11.232									
11	1:55.339	32.690	32.308	30.135	20.206	21:06.571									
12	1:55.513	32.740	32.317	30.254	20.202	23:02.084									
13	1:55.657	32.770	32.401	30.231	20.255	24:57.741									
14	1:55.683	32.845	32.351	30.144	20.343	26:53.424									
15	1:56.102	32.972	32.564	30.240	20.326	28:49.526									
16	1:56.212	32.943	32.648	30.211	20.410	30:45.738									
18	Xavier Cardelus Garcia AND						KALEX	24	Chandler Cooper AUS						YAMAHA
TEAM STYLOBIKE							XCTECH MODULA								
1	1:59.380	35.939	32.930	30.414	20.097	1:59.380	1	2:06.861	38.980	34.910	31.772	21.199	2:06.861		
2	1:55.526	33.044	32.204	30.164	20.114	3:54.906	2	2:00.940	34.283	33.931	31.525	21.201	4:07.801		
3	1:55.872	32.888	32.402	30.360	20.222	5:50.778	3	2:00.770	34.331	33.759	31.420	21.260	6:08.571		
4	1:56.222	32.864	32.531	30.229	20.598	7:47.000	4	2:00.541	34.170	33.776	31.449	21.146	8:09.112		
5	1:56.138	32.982	32.507	30.308	20.341	9:43.138	5	2:00.668	34.195	33.630	31.704	21.139	10:09.780		
6	1:56.281	33.120	32.550	30.407	20.204	11:39.419	6	2:00.559	34.232	33.837	31.374	21.116	12:10.339		
7	1:56.412	32.902	32.735	30.461	20.314	13:35.831	7	2:00.497	34.369	33.781	31.338	21.009	14:10.836		
8	2:22.088	33.115	32.591	55.536	20.846	15:57.919	8	1:59.932	34.082	33.585	31.330	20.935	16:10.768		
9	1:58.864	34.490	33.193	30.775	20.406	17:56.783	9	2:00.075	34.230	33.611	31.323	20.911	18:10.843		
10	1:57.376	33.333	32.986	30.571	20.486	19:54.159	10	2:00.397	34.188	33.663	31.531	21.015	20:11.240		
11	1:57.395	33.263	32.781	30.681	20.670	21:51.554	11	2:00.511	34.135	33.844	31.446	21.086	22:11.751		
12	1:57.947	33.481	33.024	30.758	20.684	23:49.501	12	2:00.723	34.099	33.797	31.560	21.267	24:12.474		
13	1:57.191	33.344	32.782	30.547	20.518	25:46.692	13	2:01.252	34.206	33.965	31.479	21.602	26:13.726		
14	1:56.989	33.153	32.696	30.601	20.539	27:43.681	14	2:00.790	34.335	33.739	31.575	21.141	28:14.516		
15	1:56.740	33.280	32.674	30.474	20.312	29:40.421	15	2:01.249	34.264	33.858	31.781	21.346	30:15.765		
16	1:57.353	33.133	32.808	30.800	20.612	31:37.774	16	2:00.705	34.330	33.877	31.448	21.050	32:16.470		
20	Dimas Ekky Pratama INA						KALEX	29	Luis Pomares Martínez SPA						KAWASAKI
ASTRA HONDA RACING TEAM							PINAMOTO RS								
1	2:01.107	37.484	32.905	30.448	20.270	2:01.107	1	2:05.539	38.576	34.240	31.492	21.231	2:05.539		
2	1:56.439	33.191	32.465	30.394	20.389	3:57.546	2	2:00.571	34.544	33.650	31.120	21.257	4:06.110		
3	1:55.709	32.882	32.279	30.357	20.191	5:53.255	3	2:00.066	34.242	33.404	31.048	21.372	6:06.176		
4	1:56.376	33.292	32.643	30.183	20.258	7:49.631	4	1:59.976	34.024	33.412	31.153	21.387	8:06.152		
5	1:55.956	32.878	32.549	30.303	20.226	9:45.587	5	2:00.940	34.102	33.750	31.646	21.442	10:07.092		
6	1:56.013	32.907	32.548	30.324	20.234	11:41.600	6	2:00.851	34.307	33.767	31.402	21.375	12:07.943		
7	1:55.859	32.735	32.595	30.287	20.242	13:37.459	7	2:00.844	34.266	33.662	31.393	21.523	14:08.787		
8	1:57.357	33.174	32.507	31.306	20.370	15:34.816	8	2:00.681	34.291	33.724	31.276	21.390	16:09.468		
9	1:56.035	32.934	32.565	30.317	20.219	17:30.851	9	2:00.702	34.012	33.654	31.671	21.365	18:10.170		
10	1:55.884	32.924	32.521	30.147	20.292	19:26.735	10	2:00.923	34.304	33.807	31.341	21.471	20:11.093		
11	1:55.973	32.806	32.559	30.303	20.305	21:22.708	11	2:00.832	34.503	33.818	31.312	21.199	22:11.925		
12	1:55.912	32.888	32.470	30.295	20.259	23:18.620	12	2:00.829	34.539	33.633	31.332	21.325	24:12.754		
13	1:56.221	32.951	32.539	30.380	20.351	25:14.841	13	2:00.761	34.166	33.916	31.328	21.351	26:13.515		
14	1:56.125	32.806	32.568	30.396	20.355	27:10.966	14	2:00.913	34.255	33.827	31.361	21.470	28:14.428		
15	1:55.900	32.856	32.543	30.224	20.277	29:06.866	15	2:03.112	36.714	33.496	31.520	21.382	30:17.540		
16	1:55.990	32.787	32.484	30.326	20.393	31:02.856	16	2:00.404	34.166	33.562	31.312	21.364	32:17.944		
37	Oleksandr Anin UKR						YAMAHA	37	Oleksandr Anin UKR						YAMAHA
XCTECH MODULA							XCTECH MODULA								
1	2:07.083	39.179	34.769	31.846	21.289	2:07.083	1	2:07.083	39.179	34.769	31.846	21.289	2:07.083		
2	2:38.773	34.539	1:08.484	34.188	21.562	4:45.856	2	2:38.773	34.539	1:08.484	34.188	21.562	4:45.856		
3	2:03.779	35.182	34.589	32.335	21.673	6:49.635	3	2:03.779	35.182	34.589	32.335	21.673	6:49.635		
4	2:04.269	35.396	34.696	32.580	21.597	8:53.904	4	2:04.269	35.396	34.696	32.580	21.597	8:53.904		
5	2:05.539	35.480	35.230	33.188	21.641	10:59.443	5	2:05.539	35.480	35.230	33.188	21.641	10:59.443		
6	2:05.871	35.658	35.558	32.906	21.749	13:05.314	6	2:05.871	35.658	35.558	32.906	21.749	13:05.314		
7	2:24.818 B	36.692	37.560	34.206	36.360	15:30.132	7	2:24.818 B	36.692	37.560	34.206	36.360	15:30.132		





MOTO2

FIM CEV REPSOL MOTORLAND ARAGÓN

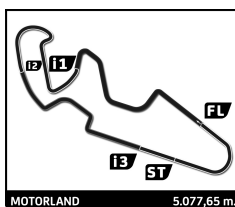
Race 1

Analysis

■ Personal Best ■ Session Best B Crossing the finish line in pit lane

Lap	Time	Sector 1	Sector 2	Sector 3	Sector 4	Elapsed	Lap	Time	Sector 1	Sector 2	Sector 3	Sector 4	Elapsed		
46	Marcel Brenner						SWI	66	Philippe Le Gallo						FRA
H43 TEAM NOBBY-TALASUR							YAMAHA LAGLISSE								
KALEX							YAMAHA								
1	1:59.609	36.096	32.921	30.404	20.188	1:59.609	1	2:10.196	40.714	35.378	32.588	21.516	2:10.196		
2	1:56.044	32.981	32.412	30.263	20.388	3:55.653	2	2:05.572	35.645	35.092	32.854	21.981	4:15.768		
3	1:56.153	32.906	32.607	30.220	20.420	5:51.806	3	2:05.392	35.677	35.179	32.752	21.784	6:21.160		
4	1:56.117	32.845	32.619	30.376	20.277	7:47.923	4	2:05.636	35.617	35.281	32.806	21.932	8:26.796		
5	1:56.434	33.063	32.594	30.430	20.347	9:44.357	5	2:06.147	35.679	35.224	33.081	22.163	10:32.943		
6	1:56.364	32.921	32.544	30.530	20.369	11:40.721	6	2:06.479	35.907	35.778	32.820	21.974	12:39.422		
7	1:56.603	33.053	32.762	30.458	20.330	13:37.324	7	2:05.859	35.871	35.321	32.835	21.832	14:45.281		
8	1:57.608	33.432	32.649	31.064	20.463	15:34.932	8	2:05.520	35.723	35.458	32.602	21.737	16:50.801		
9	1:56.758	33.429	32.715	30.300	20.314	17:31.690	9	2:06.584	35.805	35.990	32.868	21.921	18:57.385		
10	1:56.316	33.044	32.464	30.337	20.471	19:28.006	10	2:07.021	36.392	35.689	33.067	21.873	21:04.406		
11	1:56.096	32.964	32.635	30.175	20.322	21:24.102	11	2:09.036	37.000	35.325	34.061	22.650	23:13.442		
12	1:57.849	33.836	32.766	30.679	20.568	23:21.951	12	2:11.541	38.290	38.475	32.880	21.896	25:24.983		
13	1:57.600	33.365	32.863	30.751	20.621	25:19.551	13	2:06.483	36.810	35.311	32.576	21.786	27:31.466		
14	1:57.737	33.338	33.027	30.774	20.598	27:17.288	14	2:07.489	37.208	35.416	32.901	21.964	29:38.955		
15	1:57.495	33.293	32.974	30.717	20.511	29:14.783	15	2:09.065	39.232	35.368	32.728	21.737	31:48.020		
16	1:56.907	33.260	32.753	30.519	20.375	31:11.690									
57	Edgar Pons Ramón						SPA	67	Roman Fischer						SWI
AGR TEAM							PINAMOTO RS								
KALEX							YAMAHA								
1	1:56.156	34.394	31.949	29.858	19.955	1:56.156	1	2:04.460	38.327	34.061	31.302	20.770	2:04.460		
2	1:53.946	32.245	31.792	29.811	20.098	3:50.102	2	1:59.060	33.613	33.520	30.960	20.967	4:03.520		
3	1:54.184	32.424	31.894	29.803	20.063	5:44.286	3	1:58.997	33.908	33.350	30.967	20.772	6:02.517		
4	1:54.122	32.366	31.918	29.780	20.058	7:38.408	4	1:59.897	34.419	33.433	31.189	20.856	8:02.414		
5	1:54.343	32.408	32.043	29.844	20.048	9:32.751	5	1:59.388	33.748	33.479	31.184	20.977	10:01.802		
6	1:54.237	32.421	32.031	29.755	20.030	11:26.988	6	1:59.447	33.924	33.420	31.176	20.927	12:01.249		
7	1:54.624	32.457	32.209	29.875	20.083	13:21.612	7	1:59.160	33.779	33.475	31.145	20.761	14:00.409		
8	1:54.494	32.486	32.030	29.896	20.082	15:16.106	8	1:59.537	33.755	33.576	31.318	20.888	15:59.946		
9	1:54.481	32.457	31.997	29.956	20.071	17:10.587	9	1:59.323	33.757	33.548	31.148	20.870	17:59.269		
10	1:54.326	32.434	31.989	29.833	20.070	19:04.913	10	1:59.232	33.846	33.431	31.080	20.875	19:58.501		
11	1:54.605	32.534	32.120	29.863	20.088	20:59.518	11	1:59.621	33.730	33.509	31.220	21.162	21:58.122		
12	1:54.683	32.548	32.103	29.895	20.137	22:54.201	12	2:00.303	34.193	33.707	31.318	21.085	23:58.425		
13	1:54.956	32.582	32.154	30.021	20.199	24:49.157	13	1:59.991	34.073	33.611	31.283	21.024	25:58.416		
14	1:55.425	33.008	32.182	30.033	20.202	26:44.582	14	2:01.085	34.297	33.983	31.638	21.167	27:59.501		
15	1:54.722	32.518	32.129	29.902	20.173	28:39.304	15	2:01.068	34.333	33.928	31.577	21.230	30:00.569		
16	1:55.302	32.695	32.258	30.016	20.333	30:34.606	16	2:02.777	34.473	34.778	32.064	21.462	32:03.346		
61	Alessandro Zaccane						ITA	70	Marc Alcoba Espi						SPA
XCTECH MODULA							DYNAVOLT INTACT JUNIOR TEAM								
KALEX							KALEX								
1	2:00.240	36.526	32.956	30.554	20.204	2:00.240	1	1:57.427	34.956	32.394	29.997	20.080	1:57.427		
2	1:56.361	32.932	32.689	30.433	20.307	3:56.601	2	1:54.928	32.582	32.212	30.068	20.066	3:52.355		
3	1:56.570	33.076	32.648	30.524	20.322	5:53.171	3	1:55.055	32.716	32.226	30.032	20.081	5:47.410		
4	1:56.846	33.124	33.097	30.393	20.322	7:50.017	4	1:55.186	32.649	32.288	30.100	20.149	7:42.596		
5	1:56.129	32.939	32.661	30.288	20.241	9:46.146	5	1:55.366	32.700	32.300	30.185	20.181	9:37.962		
6	1:56.116	32.910	32.669	30.308	20.229	11:42.262	6	1:57.632	34.828	32.443	30.168	20.193	11:35.594		
7	1:56.111	32.799	32.669	30.405	20.238	13:38.373	7	1:55.482	32.832	32.381	30.107	20.162	13:31.076		
8	1:56.664	32.941	32.701	30.677	20.345	15:35.037	8	1:55.400	32.823	32.283	30.145	20.149	15:26.476		
9	1:56.387	33.152	32.600	30.400	20.235	17:31.424	9	1:55.879	33.042	32.456	30.183	20.198	17:22.355		
10	1:56.164	32.949	32.676	30.221	20.318	19:27.588	10	1:58.870	32.857	32.341	33.440	20.232	19:21.225		
11	1:56.577	33.081	32.662	30.355	20.479	21:24.165	11	1:55.740	32.939	32.409	30.168	20.224	21:16.965		
12	1:56.308	32.964	32.711	30.255	20.378	23:20.473	12	1:55.589	32.903	32.438	30.037	20.211	23:12.554		
13	1:56.184	32.922	32.691	30.216	20.355	25:16.657	13	1:55.826	32.907	32.493	30.196	20.230	25:08.380		
14	1:56.822	33.172	32.819	30.363	20.468	27:13.479	14	1:55.434	32.854	32.362	30.055	20.163	27:03.814		
15	1:56.985	33.230	32.792	30.455	20.508	29:10.464	15	1:55.295	32.707	32.388	30.040	20.160	28:59.109		
16	1:57.939	33.281	33.150	30.745	20.763	31:08.403	16	1:55.542	32.887	32.414	30.002	20.239	30:54.651		





MOTO2

FIM CEV REPSOL MOTORLAND ARAGÓN

Race 1

Analysis

■ Personal Best ■ Session Best B Crossing the finish line in pit lane

Lap	Time	Sector 1	Sector 2	Sector 3	Sector 4	Elapsed	Lap	Time	Sector 1	Sector 2	Sector 3	Sector 4	Elapsed
74	Piotr Biesiekirski POL												
	EUVIC STYLOBIKE GOOD RACING						KALEX						
1	2:01.287	37.226	33.101	30.386	20.574	2:01.287							
2	1:56.796	33.275	32.878	30.248	20.395	3:58.083							
3	1:56.767	32.909	32.823	30.578	20.457	5:54.850							
4	1:56.738	33.056	32.785	30.406	20.491	7:51.588							
5	1:56.677	33.004	32.840	30.346	20.487	9:48.265							
6	1:56.722	33.006	32.877	30.372	20.467	11:44.987							
7	1:56.753	32.993	32.841	30.475	20.444	13:41.740							
8	1:59.428	33.191	33.034	30.644	22.559	15:41.168							
9	1:57.358	33.285	33.024	30.501	20.548	17:38.526							
10	1:57.186	33.080	32.989	30.551	20.566	19:35.712							
11	1:57.094	33.093	32.993	30.479	20.529	21:32.806							
12	1:57.094	33.203	32.925	30.361	20.605	23:29.900							
13	1:57.232	33.051	33.057	30.548	20.576	25:27.132							
14	1:57.606	33.482	32.993	30.525	20.606	27:24.738							
15	1:57.321	33.113	32.951	30.689	20.568	29:22.059							
16	1:57.871	33.234	33.099	30.713	20.825	31:19.930							
77	Miquel Pons Payeras SPA												
	BULLIT						KALEX						
1	1:59.252	35.902	32.773	30.369	20.208	1:59.252							
2	1:55.525	32.698	32.384	30.207	20.236	3:54.777							
3	1:55.918	32.883	32.484	30.236	20.315	5:50.695							
4	1:56.206	32.858	32.505	30.475	20.368	7:46.901							
5	1:56.287	33.006	32.499	30.571	20.211	9:43.188							
6	1:56.081	32.923	32.531	30.337	20.290	11:39.269							
7	1:56.263	32.934	32.762	30.259	20.308	13:35.532							
8	1:56.182	32.881	32.718	30.346	20.237	15:31.714							
9	1:56.596	33.273	32.793	30.293	20.237	17:28.310							
10	1:56.431	33.039	32.610	30.351	20.431	19:24.741							
11	1:56.534	33.051	32.575	30.383	20.525	21:21.275							
12	1:56.168	32.921	32.607	30.335	20.305	23:17.443							
13	1:56.227	32.957	32.565	30.312	20.393	25:13.670							
14	1:56.265	33.038	32.507	30.284	20.436	27:09.935							
15	1:56.299	32.948	32.599	30.387	20.365	29:06.234							
16	1:56.212	32.918	32.487	30.343	20.464	31:02.446							

