ed Bull Ring - Spielber

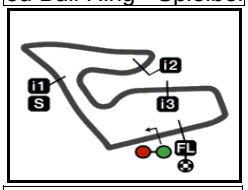

4318 m.

Results and timing service provided by TISSOT

RookiesCup

EYETIME MOTORRAD GRAND PRIX VON ÖSTERREICH

Free Practice Nr. 1

Classification

3

		Rider	Nation	Team	Motorcycle	Time	Lap	Total	Gap		Top Speed
1	12	**Filip SALAC**	CZE	Red Bull MotoGP Rookies Cup	KTM	**1'40.656**	17	17			**204.6**
2	61	**Can ÖNCÜ**	TUR	Red Bull MotoGP Rookies Cup	KTM	**1'40.717**	14	18	0.061	0.061	**201.1**
3	6	**Ryusei YAMANAKA**	JPN	Red Bull MotoGP Rookies Cup	KTM	**1'40.763**	16	18	0.107	0.046	**202.2**
4	53	**Deniz ÖNCÜ**	TUR	Red Bull MotoGP Rookies Cup	KTM	**1'41.065**	15	17	0.409	0.302	**202.3**
5	24	**Xavier ARTIGAS**	SPA	Red Bull MotoGP Rookies Cup	KTM	**1'41.292**	18	18	0.636	0.227	**205.0**
6	28	**Adrian CARRASCO**	SPA	Red Bull MotoGP Rookies Cup	KTM	**1'41.321**	16	18	0.665	0.029	**205.1**
7	99	**Carlos TATAY**	SPA	Red Bull MotoGP Rookies Cup	KTM	**1'41.354**	15	18	0.698	0.033	**202.0**
8	11	**Dan JONES**	GBR	Red Bull MotoGP Rookies Cup	KTM	**1'41.437**	14	18	0.781	0.083	**204.8**
9	40	**Sean KELLY**	USA	Red Bull MotoGP Rookies Cup	KTM	**1'41.516**	14	17	0.860	0.079	**200.2**
10	66	**Adrian HUERTAS**	SPA	Red Bull MotoGP Rookies Cup	KTM	**1'41.573**	16	18	0.917	0.057	**206.6**
11	92	**Yuki KUNII**	JPN	Red Bull MotoGP Rookies Cup	KTM	**1'41.664**	13	17	1.008	0.091	**202.0**
12	19	**Sasha DE VITS**	BEL	Red Bull MotoGP Rookies Cup	KTM	**1'41.811**	12	18	1.155	0.147	**204.3**
13	43	**Steward GARCIA**	COL	Red Bull MotoGP Rookies Cup	KTM	**1'41.878**	8	17	1.222	0.067	**205.9**
14	22	**Peetu PAAVILAINEN**	FIN	Red Bull MotoGP Rookies Cup	KTM	**1'42.008**	14	15	1.352	0.130	**200.5**
15	29	**Billy VAN EERDE**	AUS	Red Bull MotoGP Rookies Cup	KTM	**1'42.024**	13	18	1.368	0.016	**208.1**
16	31	**Gerry SALIM**	INA	Red Bull MotoGP Rookies Cup	KTM	**1'42.073**	14	17	1.417	0.049	**204.9**
17	5	**Simon JESPERSEN**	DEN	Red Bull MotoGP Rookies Cup	KTM	**1'42.104**	15	18	1.448	0.031	**205.5**
18	3	**Pasquale ALFANO**	ITA	Red Bull MotoGP Rookies Cup	KTM	**1'42.135**	11	18	1.479	0.031	**205.0**
19	83	**Meikon KAWAKAMI**	BRA	Red Bull MotoGP Rookies Cup	KTM	**1'42.252**	16	16	1.596	0.117	**204.1**
20	30	**Max COOK**	GBR	Red Bull MotoGP Rookies Cup	KTM	**1'42.316**	17	18	1.660	0.064	**200.9**
21	7	**Barry BALTUS**	BEL	Red Bull MotoGP Rookies Cup	KTM	**1'42.712**	14	17	2.056	0.396	**200.2**
22	44	**Nicolas HERNANDEZ**	COL	Red Bull MotoGP Rookies Cup	KTM	**1'43.119**	17	17	2.463	0.407	**204.3**
23	62	**Aidan LIEBENBERG**	RSA	Red Bull MotoGP Rookies Cup	KTM	**1'47.150**	3	3	6.494	4.031	**194.8**

Practice condition: **Dry**
Air: 23°
Humidity: 62%
Ground: 36°

Fastest Lap:	Lap: 17	**Filip SALAC**	**1'40.656**	154.4 Km/h
Circuit Record Lap:	2016	**Ayumu SASAKI**	**1'39.302**	156.5 Km/h
Circuit Best Lap:	2016	**Ayumu SASAKI**	**1'39.302**	156.5 Km/h

The results are provisional until the end of the limit for protest and appeals.

Time limit for protest expires 30' after publication of the results - ..... Time: .....

DORNA DATA PROCESSING .TIMING SERVICE DORNA DATA PROCESSING TIMING SERVICE DORNA DATA PROCESSING TIMING SERVICE DORNA DATA PROCESSING TIMING SERVICE DORNA DATA PROCESSING TIMING SERVICE DORNA DATA PROCESSING TIMING SERVICE DORNA DATA PROCESSING TIMING SERVICE DORNA DATA PROCCEESSS

Spielberg, Friday, August 10, 2018

ed Bull Ring - Spielber

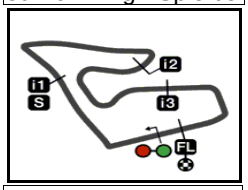

4318 m.

Results and timing service provided by TISSOT

RookiesCup

EYETIME MOTORRAD GRAND PRIX VON ÖSTERREICH

Free Practice Nr. 1

Top Speed & Average

4

	Rider	Nation	Motorcycle	Top 5 speeds					Average	Top
29	**Billy VAN EERDE**	**AUS**	KTM	208.1	205.0	204.4	204.2	203.8	205.1	**208.1**
66	**Adrian HUERTAS**	**SPA**	KTM	206.6	205.3	205.1	204.4	204.4	205.2	**206.6**
43	**Steward GARCIA**	**COL**	KTM	205.9	205.6	204.8	204.5	204.3	205.0	**205.9**
5	**Simon JESPERSEN**	**DEN**	KTM	205.5	205.2	204.8	203.3	202.7	204.3	**205.5**
28	**Adrian CARRASCO**	**SPA**	KTM	205.1	204.3	201.7	200.1	199.9	201.8	**205.1**
3	**Pasquale ALFANO**	**ITA**	KTM	205.0	204.1	203.7	203.3	202.5	203.7	**205.0**
24	**Xavier ARTIGAS**	**SPA**	KTM	205.0	204.5	204.2	204.0	203.8	204.3	**205.0**
31	**Gerry SALIM**	**INA**	KTM	204.9	204.0	203.4	203.3	203.3	203.8	**204.9**
11	**Dan JONES**	**GBR**	KTM	204.8	202.0	201.6	200.5	200.3	201.8	**204.8**
12	**Filip SALAC**	**CZE**	KTM	204.6	202.6	202.2	201.9	201.5	202.6	**204.6**
19	**Sasha DE VITS**	**BEL**	KTM	204.3	204.3	203.0	203.0	202.7	203.5	**204.3**
44	**Nicolas HERNANDEZ**	**COL**	KTM	204.3	202.6	202.4	202.2	201.1	202.1	**204.3**
83	**Meikon KAWAKAMI**	**BRA**	KTM	204.1	201.3	200.7	199.8	198.0	200.8	**204.1**
53	**Deniz ÖNCÜ**	**TUR**	KTM	202.3	201.8	201.6	201.4	201.3	201.7	**202.3**
6	**Ryusei YAMANAKA**	**JPN**	KTM	202.2	201.7	201.6	201.5	201.4	201.7	**202.2**
92	**Yuki KUNII**	**JPN**	KTM	202.0	201.7	200.7	200.6	198.8	200.4	**202.0**
99	**Carlos TATAY**	**SPA**	KTM	202.0	201.9	200.8	200.7	200.5	201.2	**202.0**
61	**Can ÖNCÜ**	**TUR**	KTM	201.1	200.9	199.2	199.1	198.8	199.8	**201.1**
30	**Max COOK**	**GBR**	KTM	200.9	200.2	200.0	199.5	199.2	200.0	**200.9**
22	**Peetu PAAVILAINEN**	**FIN**	KTM	200.5	199.1	198.6	198.6	197.9	198.9	**200.5**
40	**Sean KELLY**	**USA**	KTM	200.2	199.4	199.3	199.1	199.0	199.4	**200.2**
7	**Barry BALTUS**	**BEL**	KTM	200.2	198.0	197.6	197.5	197.4	198.1	**200.2**
62	**Aidan LIEBENBERG**	**RSA**	KTM	194.8	193.2	192.3	179.0		189.8	**194.8**

DORNA DATA PROCESSING ,TIMING SERVICE DORNA DATA PROCESSING TIMING SERVICE DORNA DATA PROCESSING TIMING SERVICE DORNA DATA PROCESSING TIMING SERVICE DORNA DATA PROCESSING TIMING SERVICE DORNA DATA PROCESSING TIMING SERVICE DORNA DATA PROCESSING TIMING SERVICE DORNA DATA PROCCEESSS

Spielberg, Friday, August 10, 2018

ed Bull Ring - Spielber

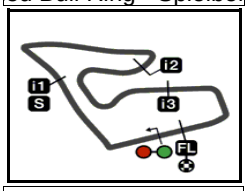

4318 m.

Results and timing service provided by TISSOT

RookiesCup

EYETIME MOTORRAD GRAND PRIX VON ÖSTERREICH

Free Practice Nr. 1

Chronological Analysis of Performances

5

** Lap / Sector time cancelled*
P Crossing the finish line in pit lane
T1 Time from finish line to 1st intermediate
T2 Time from 1st intermed. to 2nd intermed.
T3 Time from 2nd intermed. to 3rd intermed.
T4 Time from 3rd intermediate to finish line

1st 12 Filip SALAC — Red Bull MotoGP Roo CZE

Runs=2 Total laps=17 Full laps=12

Lap	Lap Time		T1	T2	T3	T4	Speed
1	1'58.724	*	13.945	34.431	28.754	19.851*	197.2
2	1'45.099	*	23.23!*	34.015	28.474	19.372	198.4
3	**1'42.114**		22.850	32.450	27.675	19.139	199.3
4	**1'41.818**		22.489	32.308	27.811	19.210	202.2
5	**1'41.673**		22.674	32.152	27.622	19.225	201.5
6	**1'45.022**		22.798	34.304	28.039	19.881	197.8
7	**1'41.866**		22.893	32.234	27.532	19.207	199.2
8	**1'41.014**		22.544	31.837	27.517	19.116	202.6
9	1'40.187	P	22.752	32.208	28.166	17.061	197.4
10	3'25.966		14.283	33.414	30.923	22.857	189.8
11	**1'41.029**		22.853	31.951	27.348	18.877	197.5
12	**1'47.454**		22.757	33.271	28.911	22.515	201.9
13	**1'41.702**		22.947	32.021	27.567	19.167	197.3
14	**1'40.886**		22.712	31.864	27.254	19.056	198.0
15	**1'41.466**		22.615	32.003	27.477	19.371	197.0
16	1'41.550	*	22.377	32.661	27.397	19.115*	204.6
17	**1'40.656**		22.585	31.811	27.236	19.024	197.0

2nd 61 Can ÖNCÜ — Red Bull MotoGP Roo TUR

Runs=1 Total laps=18 Full laps=16

Lap	Lap Time		T1	T2	T3	T4	Speed
1	2'38.116		14.446	34.191	28.484	19.839	190.8
2	**1'44.322**		23.292	33.458	28.123	19.449	196.8
3	**1'42.680**		23.042	32.511	27.714	19.413	197.6
4	1'42.589	*	22.996	32.447	27.801*	19.345	198.1
5	**1'45.760**		22.865	35.662	27.860	19.373	197.5
6	**1'42.006**		22.950	32.314	27.588	19.154	197.5
7	**1'42.224**		22.832	32.414	27.669	19.309	198.5
8	**1'42.039**		22.805	32.243	27.667	19.324	198.6
9	**1'41.869**		22.897	32.267	27.575	19.130	198.1
10	**1'41.764**		22.884	32.090	27.634	19.156	197.5
11	**1'41.509**		22.839	32.118	27.464	19.088	197.9
12	**1'41.342**		22.724	32.085	27.382	19.151	198.8
13	**1'41.290**		22.711	32.068	27.425	19.086	198.6
14	**1'40.717**		22.691	31.910	27.171	18.945	199.2
15	**1'41.059**		22.637	32.182	27.209	19.031	200.9
16	**1'41.685**		22.677	32.217	27.644	19.147	199.1
17	**1'41.124**		22.682	32.003	27.350	19.089	198.7
18	**1'40.812**		22.630	31.935	27.142	19.105	201.1

3rd 6 Ryusei YAMANAKA — Red Bull MotoGP Roo JPN

Runs=1 Total laps=18 Full laps=14

Lap	Lap Time		T1	T2	T3	T4	Speed
1	1'56.285		14.432	34.531	29.657	19.996	190.2
2	1'44.162	*	23.18!*	33.165	28.299	19.510	196.1
3	1'43.357	*	23.158	32.783	28.014*	19.402	197.4
4	**1'43.353**		23.210	32.593	28.147	19.403	200.8
5	**1'42.587**		23.061	32.467	27.759	19.300	198.4
6	1'42.651	*	22.737	32.672	27.819*	19.423	202.2
7	**1'42.663**		22.925	32.407	27.984	19.347	197.6
8	**1'42.588**		22.814	32.384	28.033	19.357	198.9
9	**1'41.829**		22.791	32.053	27.769	19.216	201.5
10	**1'41.773**		22.747	32.128	27.588	19.310	199.3
11	**1'41.536**		22.676	32.095	27.531	19.234	198.9
12	**1'41.683**		22.930	32.103	27.588	19.062	198.2
13	**1'48.193**		22.696	33.214	28.515	23.768	197.1
14	**1'41.559**		22.888	32.036	27.585	19.050	201.4
15	**1'40.807**		22.548	31.856	27.409	18.994	201.6
16	**1'40.763**		22.403	31.950	27.303	19.107	201.7
17	**1'41.168**		22.559	32.060	27.370	19.179	199.7
18	**1'41.341**		22.638	32.037	27.597	19.069	197.4

4th 53 Deniz ÖNCÜ — Red Bull MotoGP Roo TUR

Runs=1 Total laps=17 Full laps=14

Lap	Lap Time		T1	T2	T3	T4	Speed
1	2'44.609		16.969	35.042	28.688	20.553	183.1
2	**1'45.187**		23.574	33.634	28.124	19.855	198.3
3	**1'43.509**		23.159	32.946	27.891	19.513	199.7
4	**1'44.700**		23.096	33.970	27.994	19.640	200.0
5	**1'42.840**		23.022	32.623	27.685	19.510	200.1
6	**1'42.308**		22.901	32.521	27.561	19.325	200.3
7	1'42.220	*	22.677	32.504	27.666*	19.373	201.8
8	**1'42.315**		22.825	32.446	27.661	19.383	200.9
9	**1'42.038**		22.726	32.325	27.639	19.348	201.6
10	**1'41.973**		22.884	32.280	27.595	19.214	200.3
11	**1'41.798**		22.802	32.235	27.530	19.231	200.1
12	**1'41.785**		22.730	32.345	27.495	19.215	201.4
13	**1'41.658**		22.718	32.400	27.393	19.147	200.8
14	**1'41.510**		22.743	32.268	27.394	19.105	201.2
15	**1'41.065**		22.570	32.175	27.318	19.002	202.3
16	1'41.854	*	22.671	32.379	27.550*	19.254	201.3
17	**1'41.183**		22.696	32.045	27.353	19.089	201.0

5th 24 Xavier ARTIGAS — Red Bull MotoGP Roo SPA

Runs=1 Total laps=18 Full laps=15

Lap	Lap Time		T1	T2	T3	T4	Speed
1	2'08.231		14.324	36.828	28.612	20.748	194.6
2	**1'44.632**		23.226	33.251	28.285	19.870	203.8
3	**1'42.681**		22.886	32.701	27.808	19.286	204.0
4	**1'42.414**		22.675	32.479	27.581	19.679	203.6
5	**1'42.558**		22.603	32.597	27.775	19.583	205.0
6	**1'41.794**		22.697	32.277	27.773	19.047	203.7
7	**1'42.609**		22.550	32.865	28.000	19.194	203.2
8	**1'42.527**		22.965	32.317	27.801	19.444	201.3

Fastest Lap: Filip SALAC — Red Bull MotoGP Roo CZE — **1'40.656** — 22.585 — 31.811 — 27.236 — 19.024

DORNA DATA PROCESSING ,TIMING SERVICE DORNA DATA PROCESSING TIMING SERVICE DORNA DATA PROCESSING TIMING SERVICE DORNA DATA PROCESSING TIMING SERVICE DORNA DATA PROCESSING TIMING SERVICE DORNA DATA PROCESSING TIMING SERVICE DORNA DATA PROCESSING TIMING SERVICE DORNA DATA PROCCEESSS

Spielberg, Friday, August 10, 2018

Free Practice Nr. 1

RookiesCup

Lap	Lap Time		T1	T2	T3	T4	Speed
9	1'43.473		23.274	33.109	27.838	19.252	196.9
10	1'42.080		23.037	32.468	27.501	19.074	202.0
11	1'42.168		22.695	32.545	27.668	19.260	200.6
12	1'41.772	*	22.620	32.159	27.732	19.261*	202.6
13	1'44.201		23.248	33.095	28.081	19.777	193.3
14	1'41.619		22.588	32.243	27.577	19.211	204.5
15	1'41.620		22.572	32.451	27.507	19.090	202.5
16	1'41.376		22.678	32.140	27.440	19.118	203.5
17	1'41.620	*	22.497	32.397	27.599*	19.127	204.2
18	1'41.292		22.667	31.994	27.599	19.032	200.4

6th 28 Adrian CARRASCO

Red Bull MotoGP Roo SPA

Runs=1 Total laps=18 Full laps=14

Lap	Lap Time		T1	T2	T3	T4	Speed
1	2'06.703		14.394	36.447	28.636	19.807	192.7
2	1'43.565		23.323	32.900	27.979	19.363	200.1
3	1'43.091		22.992	32.460	27.908	19.731	205.1
4	1'43.353		23.118	33.177	27.879	19.179	198.7
5	1'43.194		23.365	32.684	27.764	19.381	197.2
6	1'41.704		22.858	32.164	27.602	19.080	199.9
7	1'42.637		22.743	33.052	27.788	19.054	199.4
8	1'43.603	*	22.693	32.827	28.453	19.630*	199.6
9	1'42.737		22.783	32.448	27.785	19.721	201.7
10	1'42.204		22.976	32.408	27.627	19.193	199.3
11	1'41.752		22.825	32.192	27.641	19.094	198.8
12	1'42.492	*	22.857	32.705	27.672*	19.258	197.9
13	1'44.185		23.211	33.164	27.973	19.837	193.7
14	1'41.368		22.774	32.302	27.287	19.005	204.3
15	1'41.491		22.644	32.173	27.534	19.140	199.6
16	1'41.321		22.740	32.087	27.439	19.055	199.7
17	1'45.944		22.615	35.857	28.192	19.280	199.9
18	1'41.345	*	22.774	32.151	27.417*	19.003	199.2

7th 99 Carlos TATAY

Red Bull MotoGP Roo SPA

Runs=1 Total laps=18 Full laps=17

Lap	Lap Time		T1	T2	T3	T4	Speed
1	2'18.341		15.444	35.927	30.962	21.539	188.8
2	1'47.543		23.669	34.193	29.239	20.442	200.1
3	1'44.686		23.070	33.067	28.648	19.901	200.8
4	1'44.052		23.009	32.576	28.645	19.822	198.6
5	1'43.523		22.901	32.507	28.404	19.711	200.5
6	1'43.148		22.912	32.517	28.141	19.578	200.1
7	1'42.410		22.794	32.350	27.840	19.426	201.9
8	1'42.508		22.730	32.393	28.044	19.341	200.7
9	1'42.574		22.801	32.402	28.003	19.368	200.4
10	1'42.457		22.836	32.187	28.034	19.400	200.0
11	1'42.225		22.775	32.147	27.932	19.371	198.2
12	1'43.935		22.833	33.061	28.516	19.525	199.2
13	1'42.033		22.789	32.148	27.785	19.311	200.4
14	1'44.349		22.722	34.297	27.920	19.410	199.7
15	1'41.354		22.585	31.898	27.738	19.133	202.0
16	1'41.851		22.663	32.128	27.735	19.325	200.1
17	1'41.602		22.661	32.140	27.550	19.251	199.4
18	1'41.642		22.888	31.915	27.630	19.209	198.0

8th 11 Dan JONES

Red Bull MotoGP Roo GBR

Runs=1 Total laps=18 Full laps=15

Lap	Lap Time		T1	T2	T3	T4	Speed
1	2'00.156		14.756	35.213	28.842	20.597	187.5
2	1'45.373		23.417	33.527	28.484	19.945	198.3
3	1'44.063		23.336	32.991	28.026	19.710	199.1
4	1'43.500		23.163	32.829	27.939	19.569	198.4
5	1'43.125		23.090	32.684	27.876	19.475	199.4
6	1'42.636		22.886	32.484	27.849	19.417	198.9
7	1'42.817		22.883	32.785	27.775	19.374	197.8
8	1'42.053		22.804	32.349	27.622	19.278	198.6
9	1'49.030	*	24.14*	36.918	27.562	20.402	180.0
10	1'43.102		23.022	32.333	28.146	19.601	204.8
11	1'41.710		22.646	32.286	27.500	19.278	202.0
12	1'43.620	*	22.84*	33.655	27.705	19.414	199.7
13	1'42.240		22.769	32.776	27.527	19.168	201.6
14	1'41.437		22.728	32.085	27.439	19.185	200.3
15	1'44.093		22.723	32.635	29.468	19.267	200.0
16	1'41.653		22.778	32.194	27.578	19.103	199.5
17	1'42.993		22.689	32.963	28.158	19.183	200.5
18	1'42.999		22.828	32.188	27.627	20.356	199.7

9th 40 Sean KELLY

Red Bull MotoGP Roo USA

Runs=2 Total laps=17 Full laps=12

Lap	Lap Time		T1	T2	T3	T4	Speed
1	1'56.720	*	14.206	34.174	29.663	20.145*	191.8
2	1'44.328		23.379	33.002	28.282	19.665	197.1
3	1'42.884		23.061	32.591	27.903	19.329	198.6
4	1'44.327		23.056	34.292	27.733	19.246	197.1
5	1'42.637		23.009	32.544	27.712	19.372	199.3
6	1'42.362		22.917	32.401	27.761	19.283	199.0
7	1'42.621		22.948	32.415	27.878	19.380	198.4
8	1'41.997		22.964	32.238	27.617	19.178	197.6
9	1'39.933	P	22.896	32.314	27.852	16.871	200.2
10	4'02.564		14.736	32.637	27.826	19.428	191.0
11	1'42.211		23.003	32.339	27.699	19.170	197.4
12	1'41.585		22.826	32.178	27.475	19.106	198.0
13	1'41.714		22.940	32.073	27.609	19.092	196.8
14	1'41.516		22.823	32.031	27.600	19.062	199.1
15	1'43.977		22.839	33.139	28.859	19.140	197.8
16	1'41.696	*	22.810	32.193	27.571*	19.122	199.4
17	1'45.857	P	24.507	33.726	28.587	19.037	165.8

10th 66 Adrian HUERTAS

Red Bull MotoGP Roo SPA

Runs=1 Total laps=18 Full laps=17

Lap	Lap Time		T1	T2	T3	T4	Speed
1	2'04.283		14.629	35.081	28.486	20.414	195.1
2	1'44.821		23.200	33.415	28.386	19.820	201.5
3	1'44.659		22.886	33.078	28.708	19.987	206.6
4	1'43.752		22.902	33.065	28.255	19.530	205.3
5	1'43.251		22.742	32.684	28.119	19.706	202.5
6	1'42.174		22.691	32.337	27.855	19.291	204.1
7	1'43.166		22.678	33.093	27.943	19.452	201.6
8	1'42.127		22.752	32.350	27.749	19.276	200.8
9	1'42.916		22.761	32.522	28.201	19.432	204.4
10	1'42.359		22.995	32.445	27.712	19.207	202.7
11	1'41.914		22.792	32.258	27.668	19.196	200.6
12	1'43.533		22.473	32.697	29.015	19.348	205.1
13	1'41.868		22.834	32.154	27.571	19.309	200.4
14	1'41.709		22.639	32.128	27.683	19.259	200.0
15	1'44.858		22.729	35.114	27.650	19.365	204.4
16	1'41.573		22.636	32.102	27.591	19.244	201.4

Fastest Lap:	Filip SALAC	Red Bull MotoGP Roo	CZE	1'40.656	22.585	31.811	27.236	19.024

DORNA DATA PROCESSING -TIMING SERVICE DORNA DATA PROCESSING TIMING SERVICE DORNA DATA PROCESSING TIMING SERVICE DORNA DATA PROCESSING TIMING SERVICE DORNA DATA PROCESSING TIMING SERVICE DORNA DATA PROCESSING TIMING SERVICE DORNA DATA PROCESSING TIMING SERVICE DORNA DATA PROCCEESSS

Lap	Lap Time		T1	T2	T3	T4	Speed
17	1'42.954		23.062	32.779	27.653	19.460	189.4
18	1'41.584		22.798	32.003	27.575	19.208	200.9

11th 92 Yuki KUNII — Red Bull MotoGP Roo JPN

Runs=2 Total laps=17 Full laps=11

Lap	Lap Time		T1	T2	T3	T4	Speed
1	2'07.342		13.968	35.492	29.321	20.600	195.0
2	1'45.717	*	23.397	33.670	28.476*	20.174	200.6
3	1'45.617		23.115	34.416	28.138	19.948	200.7
4	1'45.273		23.584	33.520	28.254	19.915	198.6
5	1'44.013	*	23.294	33.298	27.670*	19.751	198.8
6	1'44.967	P	23.347	33.618	28.784	19.218	198.4
7	2'56.588		14.905	33.630	28.225	19.821	189.5
8	1'51.236		25.181	34.959	28.474	22.622	182.5
9	1'43.344		23.234	32.796	27.713	19.601	197.1
10	1'44.150		23.301	33.606	27.736	19.507	197.0
11	1'42.784		23.112	32.696	27.590	19.386	196.3
12	1'42.708		23.059	32.560	27.659	19.430	196.0
13	1'41.664		22.842	32.172	27.527	19.123	198.8
14	1'41.994	*	22.670	32.297	27.448*	19.579	201.7
15	1'42.308		23.014	32.435	27.408	19.451	197.5
16	1'41.987		22.875	32.372	27.404	19.336	202.0
17	1'42.081		23.025	32.315	27.423	19.318	198.0

12th 19 Sasha DE VITS — Red Bull MotoGP Roo BEL

Runs=1 Total laps=18 Full laps=15

Lap	Lap Time		T1	T2	T3	T4	Speed
1	2'03.324		14.392	35.612	29.865	19.908	193.8
2	1'45.147	*	23.595	33.472	28.352	19.728*	197.6
3	1'45.026		23.322	33.387	28.438	19.879	198.2
4	1'44.408		23.111	33.337	28.211	19.749	201.3
5	1'43.281		23.205	33.124	27.647	19.305	204.3
6	1'42.777		22.889	32.998	27.746	19.144	201.2
7	1'42.789		22.990	32.785	27.654	19.360	199.7
8	1'41.980		22.831	32.579	27.495	19.075	201.3
9	1'42.725		22.857	32.683	27.708	19.477	202.7
10	1'42.374		22.965	32.747	27.365	19.297	203.0
11	1'41.947		22.752	32.603	27.360	19.232	204.3
12	1'41.811		22.783	32.556	27.341	19.131	202.6
13	1'43.358	*	22.849	33.280	27.705*	19.524	201.6
14	1'42.021		22.766	32.711	27.404	19.140	200.3
15	1'42.145		22.692	32.770	27.521	19.162	203.0
16	1'42.853		22.863	32.894	27.805	19.291	199.3
17	1'46.076		24.399	33.115	28.620	19.942	193.0
18	1'43.093		23.008	32.731	27.916	19.438	199.1

13th 43 Steward GARCIA — Red Bull MotoGP Roo COL

Runs=2 Total laps=17 Full laps=13

Lap	Lap Time		T1	T2	T3	T4	Speed
1	2'07.664		14.769	36.630	28.437	20.551	195.2
2	1'43.559		23.222	32.904	27.759	19.674	204.3
3	1'42.904		22.915	32.699	27.938	19.352	203.7
4	1'44.193		22.920	33.423	27.800	20.050	202.9
5	1'43.101		23.023	32.598	27.886	19.594	205.9
6	1'42.739		22.819	32.993	27.588	19.339	204.8
7	1'42.413		22.902	32.511	27.734	19.266	204.5
8	1'41.878		22.778	32.345	27.507	19.248	202.3
9	1'42.751		22.732	32.834	27.855	19.330	205.6
10	1'42.500		23.060	32.711	27.470	19.259	203.3
11	1'41.970	*	22.789	32.465	27.511*	19.205	203.7
12	1'41.653	P	22.716	32.401	27.709	18.827	202.0
13	3'17.851		21.129	32.842	27.779	19.246	183.2
14	1'42.231		22.856	32.632	27.349	19.394	201.5
15	1'42.334		22.991	32.657	27.327	19.359	201.1
16	1'42.074		22.786	32.661	27.420	19.207	202.8
17	1'42.437		22.842	32.716	27.585	19.294	199.7

14th 22 Peetu PAAVILAINE — Red Bull MotoGP Roo FIN

Runs=2 Total laps=15 Full laps=10

Lap	Lap Time		T1	T2	T3	T4	Speed
1	2'58.361		14.885	35.563	30.166	20.980	191.4
2	1'45.896	*	23.53*	33.520	28.557	20.284	196.2
3	1'43.505		22.922	32.901	27.994	19.688	197.9
4	2'39.719		1'15.820	35.907	28.193	19.799	156.3
5	1'43.938	*	23.22*	32.965	28.046	19.707	198.6
6	1'46.437	P	22.966	32.951	27.906	22.614	200.5
7	4'05.957		14.986	33.602	28.237	19.931	190.6
8	1'43.398		23.192	32.891	27.671	19.644	197.0
9	1'43.139		23.212	32.617	27.677	19.633	196.2
10	1'42.953		22.979	32.584	27.898	19.492	197.4
11	1'43.016		23.123	32.729	27.686	19.478	197.2
12	1'42.444		22.914	32.516	27.526	19.488	197.2
13	1'42.418		22.881	32.646	27.577	19.314	199.1
14	1'42.008		22.783	32.537	27.360	19.328	198.6
15	1'42.026		22.905	32.341	27.404	19.376	197.8

15th 29 Billy VAN EERDE — Red Bull MotoGP Roo AUS

Runs=1 Total laps=18 Full laps=13

Lap	Lap Time		T1	T2	T3	T4	Speed
1	2'02.624		14.180	36.063	30.057	20.893	194.4
2	1'46.126		23.469	33.690	28.670	20.297	202.0
3	1'44.545		23.117	33.056	28.514	19.858	205.0
4	1'44.604		23.180	33.081	28.491	19.852	199.7
5	1'43.702		23.035	32.901	28.306	19.460	204.4
6	1'43.383		22.698	33.145	28.033	19.507	208.1
7	1'43.824		23.007	33.377	27.958	19.482	203.8
8	1'43.070	*	22.68*	32.825	28.147	19.411	202.8
9	1'44.120		22.756	33.449	28.542	19.373	203.1
10	1'42.677	*	22.744	32.676	28.031	19.226*	203.6
11	1'42.695	*	22.88*	32.625	27.860	19.322	201.4
12	1'42.534		22.687	32.575	27.821	19.451	203.4
13	1'42.024		22.777	32.437	27.686	19.124	202.0
14	1'42.130	*	22.509	32.110	28.094*	19.417	204.2
15	1'42.800		22.700	32.675	27.933	19.492	201.5
16	1'42.992		22.796	32.835	28.030	19.331	203.0
17	1'42.570		22.745	32.588	27.967	19.270	201.2
18	1'47.650		27.348	33.040	27.842	19.420	193.3

16th 31 Gerry SALIM — Red Bull MotoGP Roo INA

Runs=2 Total laps=17 Full laps=14

Lap	Lap Time		T1	T2	T3	T4	Speed
1	2'08.312		15.400	36.402	30.049	21.435	188.0
2	1'45.865		23.454	33.710	28.420	20.281	203.3
3	1'44.619		23.220	33.413	28.009	19.977	202.1
4	1'44.330		23.436	33.042	28.059	19.793	198.4
5	1'45.245		23.154	33.261	28.393	20.437	200.5
6	1'43.308		22.917	32.856	27.840	19.695	203.4
7	1'44.709		23.185	33.331	28.004	20.189	200.5

Fastest Lap:	Filip SALAC	Red Bull MotoGP Roo	CZE	1'40.656	22.585	31.811	27.236	19.024

DORNA DATA PROCESSING ,TIMING SERVICE DORNA DATA PROCESSING TIMING SERVICE DORNA DATA PROCESSING TIMING SERVICE DORNA DATA PROCESSING TIMING SERVICE DORNA DATA PROCESSING TIMING SERVICE DORNA DATA PROCESSING TIMING SERVICE DORNA DATA PROCESSING TIMING SERVICE DORNA DATA PROCCEESSS

Free Practice Nr. 1

RookiesCup

Lap	Lap Time		T1	T2	T3	T4	Speed
8	1'48.204	P	23.468	33.807	29.395	21.534	197.3
9	3'10.819		16.236	33.092	27.919	19.559	185.1
10	**1'42.578**		23.012	32.477	27.717	19.372	201.3
11	**1'42.663**		22.847	32.595	27.794	19.427	201.3
12	**1'43.988**		23.115	33.227	27.860	19.786	196.2
13	**1'44.562**		22.834	32.755	28.865	20.108	203.3
14	**1'42.073**		22.769	32.254	27.609	19.441	202.5
15	**1'43.169**		22.674	32.735	28.169	19.591	204.9
16	**1'43.480**		23.266	33.153	27.778	19.283	194.8
17	**1'42.571**		22.864	32.370	27.825	19.512	204.0

17th 5 Simon JESPERSEN

Red Bull MotoGP Roo DEN

Runs=1 Total laps=18 Full laps=15

Lap	Lap Time		T1	T2	T3	T4	Speed
1	2'01.816		14.184	34.955	28.582	20.231	196.4
2	**1'47.145**		23.773	34.570	28.634	20.168	197.4
3	**1'44.621**		23.163	33.334	28.302	19.822	204.8
4	**1'44.533**		23.065	33.583	28.010	19.875	201.4
5	**1'43.620**		23.041	33.237	27.894	19.448	205.2
6	**1'43.379**		22.773	33.327	27.730	19.549	205.5
7	**1'42.754**		23.028	32.731	27.455	19.540	202.5
8	**1'42.500**		22.962	32.748	27.374	19.416	200.0
9	**1'42.382**		22.820	32.533	27.316	19.713	200.1
10	**1'42.529**		23.000	32.461	27.694	19.374	200.6
11	**1'42.918**		23.215	32.579	27.541	19.583	198.7
12	**1'42.622**		22.772	32.535	27.861	19.454	203.3
13	1'43.586	*	22.940	33.549	27.582	19.515*	200.7
14	1'44.181	*	23.035	32.538	28.633*	19.975	199.3
15	**1'42.104**		22.669	32.369	27.646	19.420	202.7
16	**1'43.998**		23.060	34.021	27.314	19.603	202.0
17	**1'42.613**		22.987	32.676	27.587	19.363	199.9
18	**1'43.583**		23.298	33.126	27.721	19.438	200.6

18th 3 Pasquale ALFANO

Red Bull MotoGP Roo ITA

Runs=1 Total laps=18 Full laps=15

Lap	Lap Time		T1	T2	T3	T4	Speed
1	2'02.046		14.011	35.332	29.193	20.439	195.4
2	**1'48.013**		23.561	34.225	30.231	19.996	199.2
3	**1'44.572**		23.210	33.466	28.397	19.499	200.9
4	1'44.806	*	23.71.*	33.192	28.114	19.787	202.5
5	**1'44.064**		23.185	33.061	28.190	19.628	205.0
6	**1'43.206**		22.856	32.969	28.010	19.371	199.4
7	**1'42.590**		22.808	32.672	27.907	19.203	200.1
8	**1'42.800**		22.715	32.663	27.967	19.455	201.6
9	**1'43.256**		22.707	33.008	28.091	19.450	203.3
10	**1'42.678**		22.823	32.685	27.913	19.257	199.0
11	**1'42.135**		22.794	32.519	27.669	19.153	198.6
12	**1'42.721**		22.892	32.898	27.680	19.251	201.6
13	**1'42.290**		22.793	32.535	27.772	19.190	197.3
14	**1'43.196**		22.466	32.570	28.389	19.771	204.1
15	**1'44.118**		22.592	33.939	28.113	19.474	201.7
16	1'42.557	*	22.704	32.696	27.814	19.343*	200.8
17	**1'42.299**		22.708	32.815	27.711	19.065	203.7
18	**1'48.038**		23.044	37.254	28.213	19.527	196.8

19th 83 Meikon KAWAKAMI

Red Bull MotoGP Roo BRA

Runs=3 Total laps=16 Full laps=8

Lap	Lap Time		T1	T2	T3	T4	Speed
1	2'05.886		15.415	36.413	29.310	20.304	188.1
2	**1'44.661**		23.366	33.505	28.102	19.688	198.0
3	**1'43.561**		22.976	32.965	28.194	19.426	204.1
4	**1'44.312**		23.364	33.514	27.814	19.620	200.7
5	1'44.975	P	23.457	33.363	28.928	19.227	199.8
6	2'51.001	*	14.411	33.660	28.366*	19.403*	192.3
7	**1'43.482**		23.167	32.948	27.983	19.384	196.0
8	1'43.180	*	23.160	32.803	28.011*	19.206*	196.8
9	**1'42.631**		23.134	32.548	27.803	19.146	195.5
10	1'42.643	*	23.056	32.507	27.906*	19.174	195.9
11	**1'42.568**		23.046	32.486	27.813	19.223	195.4
12	1'41.223	P	22.988	33.321	28.107	16.807	195.2
13	3'45.528	*	20.042	36.167	28.465	19.838*	131.9
14	**1'42.442**		22.989	32.613	27.692	19.148	196.7
15	1'43.996	*	23.13.*	33.498	28.349*	19.014	196.5
16	**1'42.252**		22.799	32.366	27.681	19.406	201.3

20th 30 Max COOK

Red Bull MotoGP Roo GBR

Runs=1 Total laps=18 Full laps=14

Lap	Lap Time		T1	T2	T3	T4	Speed
1	2'10.279		14.510	37.910	30.028	21.475	190.1
2	**1'48.437**		24.049	34.804	28.867	20.717	198.3
3	**1'46.103**		23.568	33.717	28.468	20.350	198.9
4	**1'45.260**		23.330	33.569	28.264	20.097	197.9
5	**1'45.132**		23.316	33.370	28.257	20.189	198.4
6	**1'44.540**		23.187	33.188	28.147	20.018	199.1
7	**1'44.261**		23.165	33.102	28.145	19.849	198.5
8	**1'43.631**		22.950	32.829	28.115	19.737	200.0
9	**1'43.410**		23.053	32.677	27.956	19.724	198.3
10	**1'43.197**		22.938	32.592	28.071	19.596	198.6
11	**1'43.763**		23.027	32.974	27.994	19.768	197.3
12	1'43.336	*	22.925	32.882	27.950	19.579*	197.9
13	1'43.174	*	23.065	32.568	27.980	19.561*	197.9
14	**1'42.495**		22.728	32.594	27.851	19.322	200.9
15	1'42.106	*	22.766	32.347	27.760	19.233*	200.2
16	**1'43.526**		23.337	33.078	27.758	19.353	199.2
17	**1'42.316**		22.698	32.459	27.813	19.346	199.5
18	**1'42.678**		22.822	32.589	27.868	19.399	198.3

21st 7 Barry BALTUS

Red Bull MotoGP Roo BEL

Runs=2 Total laps=17 Full laps=9

Lap	Lap Time		T1	T2	T3	T4	Speed
1	1'56.898	*	14.183	34.654	29.026	20.330*	190.1
2	**1'44.489**		23.394	33.240	28.325	19.530	195.1
3	1'43.824	*	23.272	32.870	28.348	19.334*	196.0
4	**1'43.147**		23.297	32.842	27.801	19.207	194.0
5	**1'43.299**		23.299	32.719	28.051	19.230	197.6
6	1'43.805	*	23.007	33.191	28.099	19.508*	197.5
7	**1'43.019**		22.993	32.774	28.058	19.194	197.0
8	**1'43.326**		23.089	32.853	28.048	19.336	195.7
9	**1'49.828**		23.380	39.275	27.614	19.559	194.0
10	**1'42.731**		23.072	32.889	27.680	19.090	200.2
11	1'41.312	P	23.136	32.648	28.527	17.001	198.0
12	3'44.417		15.398	34.789	27.769	19.141	143.2
13	1'42.569	*	23.006	32.719	27.700	19.144*	196.9
14	**1'42.712**		23.161	32.712	27.768	19.071	195.4
15	1'42.177	*	22.75.*	32.698	27.606	19.120	197.4
16	**1'42.766**		22.931	32.651	27.968	19.216	196.7
17	1'42.815	*	23.25.*	32.670	27.644	19.248*	194.5

Fastest Lap:	Filip SALAC	Red Bull MotoGP Roo	CZE	**1'40.656**	22.585	31.811	27.236	19.024

DORNA DATA PROCESSING ,TIMING SERVICE DORNA DATA PROCESSING TIMING SERVICE DORNA DATA PROCESSING TIMING SERVICE DORNA DATA PROCESSING TIMING SERVICE DORNA DATA PROCESSING TIMING SERVICE DORNA DATA PROCESSING TIMING SERVICE DORNA DATA PROCESSING TIMING SERVICE DORNA DATA PROCCEESSS

Free Practice Nr. 1

RookiesCup

Lap	Lap Time		T1	T2	T3	T4	Speed	Lap	Lap Time	T1	T2	T3	T4	Speed

22nd 44 Nicolas HERNANDE Red Bull MotoGP Roo COL

Runs=2 Total laps=17 Full laps=13

1	2'03.982		14.367	36.331	30.099	20.494	193.3
2	**1'45.900**		23.479	33.302	29.021	20.098	201.1
3	**1'45.109**		23.089	33.069	29.067	19.884	202.4
4	1'44.434	*	23.19*	32.927	28.457	19.853	200.9
5	**1'44.314**		23.149	33.104	28.454	19.607	202.6
6	**1'44.102**		23.066	32.857	28.562	19.617	201.1
7	1'50.966	P	22.953	34.261	29.942	23.810	200.1
8	3'11.892		14.422	34.410	29.314	20.042	193.6
9	**1'45.409**		23.539	33.362	28.281	20.227	201.1
10	**1'43.936**		22.798	32.857	28.500	19.781	204.3
11	**1'44.255**		22.896	33.244	28.438	19.677	200.1
12	**1'43.635**		22.837	32.881	28.208	19.709	202.2
13	**1'49.250**		22.939	34.711	30.853	20.747	200.4
14	**1'44.938**		23.350	32.926	28.946	19.716	198.3
15	**1'44.829**		23.196	32.943	28.674	20.016	198.5
16	**1'44.411**		23.116	32.744	28.359	20.192	200.0
17	**1'43.119**		23.144	32.657	27.888	19.430	199.2

23rd 62 Aidan LIEBENBER Red Bull MotoGP Roo RSA

Runs=1 Total laps=4 Full laps=2

1	2'29.360	15.630	37.572	30.964	21.628	179.0
2	**1'49.954**	24.762	35.098	29.271	20.823	193.2
3	**1'47.150**	23.947	33.931	29.069	20.203	194.8
	unfinished	24.645				192.3

Fastest Lap:	Filip SALAC	Red Bull MotoGP Roo	CZE	**1'40.656**	22.585	31.811	27.236	19.024

DORNA DATA PROCESSING ,TIMING SERVICE DORNA DATA PROCESSING TIMING SERVICE DORNA DATA PROCESSING TIMING SERVICE DORNA DATA PROCESSING TIMING SERVICE DORNA DATA PROCESSING TIMING SERVICE DORNA DATA PROCESSING TIMING SERVICE DORNA DATA PROCESSING TIMING SERVICE DORNA DATA PROCCEESSS

ed Bull Ring - Spielber

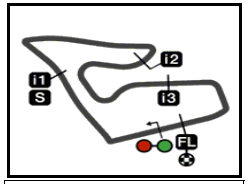

4318 m.

Results and timing service provided by TISSOT

RookiesCup

EYETIME MOTORRAD GRAND PRIX VON ÖSTERREICH

Free Practice Nr. 1

Best Partial Times

IT *Ideal Lap Time, sum of the best partial times* ***BT*** *Best Lap Time*

T1			T2		T3		T4	
Pos	Rider	Time	Rider	Time	Rider	Time	Rider	Time
1	F.SALAC	22.377	F.SALAC	31.811	C.ÖNCÜ	27.142	F.SALAC	18.877
2	**R.YAMANAKA**	**22.403**	**R.YAMANAKA**	**31.856**	**F.SALAC**	**27.236**	**C.ÖNCÜ**	**18.945**
3	P.ALFANO	22.466	C.TATAY	31.898	A.CARRASCO	27.287	R.YAMANAKA	18.994
4	**A.HUERTAS**	**22.473**	**C.ÖNCÜ**	**31.910**	**R.YAMANAKA**	**27.303**	**D.ÖNCÜ**	**19.002**
5	X.ARTIGAS	22.497	X.ARTIGAS	31.994	S.JESPERSEN	27.314	A.CARRASCO	19.003
6	**B.VAN EERDE**	**22.509**	**A.HUERTAS**	**32.003**	**D.ÖNCÜ**	**27.318**	**M.KAWAKAMI**	**19.014**
7	D.ÖNCÜ	22.570	S.KELLY	32.031	S.GARCIA	27.327	X.ARTIGAS	19.032
8	**C.TATAY**	**22.585**	**D.ÖNCÜ**	**32.045**	**S.DE VITS**	**27.341**	**S.KELLY**	**19.062**
9	A.CARRASCO	22.615	D.JONES	32.085	P.PAAVILAINEN	27.360	P.ALFANO	19.065
10	**C.ÖNCÜ**	**22.630**	**A.CARRASCO**	**32.087**	**Y.KUNII**	**27.404**	**B.BALTUS**	**19.071**
11	D.JONES	22.646	B.VAN EERDE	32.110	D.JONES	27.439	S.DE VITS	19.075
12	**S.JESPERSEN**	**22.669**	**Y.KUNII**	**32.172**	**X.ARTIGAS**	**27.440**	**D.JONES**	**19.103**
13	Y.KUNII	22.670	G.SALIM	32.254	S.KELLY	27.475	Y.KUNII	19.123
14	**G.SALIM**	**22.674**	**P.PAAVILAINEN**	**32.341**	**C.TATAY**	**27.550**	**B.VAN EERDE**	**19.124**
15	S.DE VITS	22.692	S.GARCIA	32.345	A.HUERTAS	27.571	C.TATAY	19.133
16	**M.COOK**	**22.698**	**M.COOK**	**32.347**	**B.BALTUS**	**27.606**	**A.HUERTAS**	**19.196**
17	S.GARCIA	22.716	M.KAWAKAMI	32.366	G.SALIM	27.609	S.GARCIA	19.205
18	**P.PAAVILAINEN**	**22.783**	**S.JESPERSEN**	**32.369**	**P.ALFANO**	**27.669**	**G.SALIM**	**19.283**
19	N.HERNANDEZ	22.798	P.ALFANO	32.519	M.KAWAKAMI	27.681	P.PAAVILAINEN	19.314
20	**M.KAWAKAMI**	**22.799**	**S.DE VITS**	**32.556**	**B.VAN EERDE**	**27.686**	**M.COOK**	**19.322**
21	S.KELLY	22.810	B.BALTUS	32.648	M.COOK	27.758	S.JESPERSEN	19.363
22	**B.BALTUS**	**22.931**	**N.HERNANDEZ**	**32.657**	**N.HERNANDEZ**	**27.888**	**N.HERNANDEZ**	**19.430**
23	A.LIEBENBERG	23.947	A.LIEBENBERG	33.931	A.LIEBENBERG	29.069	A.LIEBENBERG	20.203

Pos	Rider	IT	BT	
1	**F.SALAC**	1'40.301	1'40.656	(1)
2	**R.YAMANAKA**	1'40.556	1'40.763	(3)
3	**C.ÖNCÜ**	1'40.627	1'40.717	(2)
4	**D.ÖNCÜ**	1'40.935	1'41.065	(4)
5	**X.ARTIGAS**	1'40.963	1'41.292	(5)
6	**A.CARRASCO**	1'40.992	1'41.321	(6)
7	**C.TATAY**	1'41.166	1'41.354	(7)
8	**A.HUERTAS**	1'41.243	1'41.573	(10)
9	**D.JONES**	1'41.273	1'41.437	(8)
10	**Y.KUNII**	1'41.369	1'41.664	(11)
11	**S.KELLY**	1'41.378	1'41.516	(9)
12	**B.VAN EERDE**	1'41.429	1'42.024	(15)
13	**S.GARCIA**	1'41.593	1'41.878	(13)
14	**S.DE VITS**	1'41.664	1'41.811	(12)
15	**S.JESPERSEN**	1'41.715	1'42.104	(17)
16	**P.ALFANO**	1'41.719	1'42.135	(18)
17	**P.PAAVILAINE**	1'41.798	1'42.008	(14)
18	**G.SALIM**	1'41.820	1'42.073	(16)
19	**M.KAWAKAMI**	1'41.860	1'42.252	(19)
20	**M.COOK**	1'42.125	1'42.316	(20)
21	**B.BALTUS**	1'42.256	1'42.712	(21)
22	**N.HERNANDE**	1'42.773	1'43.119	(22)
23	**A.LIEBENBER**	1'47.150	1'47.150	(23)

DORNA DATA PROCESSING .TIMING SERVICE DORNA DATA PROCESSING TIMING SERVICE DORNA DATA PROCESSING TIMING SERVICE DORNA DATA PROCESSING TIMING SERVICE DORNA DATA PROCESSING TIMING SERVICE DORNA DATA PROCESSING TIMING SERVICE DORNA DATA PROCESSING TIMING SERVICE DORNA DATA PROCCEESSS

ed Bull Ring - Spielber

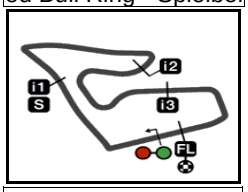

4318 m.

Results and timing service provided by TISSOT

RookiesCup

EYETIME MOTORRAD GRAND PRIX VON ÖSTERREICH

Free Practice Nr. 1

Fastest Laps Sequence

Practice Time	Rider	Nation	Motorcycle	Time	Km/h	Rider's Lap
3'41.048	40 **Sean KELLY**	USA	KTM	**1'44.328**	148.9	2
3'50.268	28 **Adrian CARRASCO**	SPA	KTM	**1'43.565**	150.0	2
3'51.223	43 **Steward GARCIA**	COL	KTM	**1'43.559**	150.1	2
5'23.932	40 **Sean KELLY**	USA	KTM	**1'42.884**	151.0	3
5'25.937	12 **Filip SALAC**	CZE	KTM	**1'42.114**	152.2	3
7'07.755	12 **Filip SALAC**	CZE	KTM	**1'41.818**	152.6	4
8'49.428	12 **Filip SALAC**	CZE	KTM	**1'41.673**	152.8	5
13'57.330	12 **Filip SALAC**	CZE	KTM	**1'41.014**	153.8	8
24'48.227	61 **Can ÖNCÜ**	TUR	KTM	**1'40.717**	154.3	14
30'58.226	12 **Filip SALAC**	CZE	KTM	**1'40.656**	154.4	17

DORNA DATA PROCESSING ,TIMING SERVICE DORNA DATA PROCESSING TIMING SERVICE DORNA DATA PROCESSING TIMING SERVICE DORNA DATA PROCESSING TIMING SERVICE DORNA DATA PROCESSING TIMING SERVICE DORNA DATA PROCESSING TIMING SERVICE DORNA DATA PROCESSING TIMING SERVICE DORNA DATA PROCCEESSS

Spielberg, Friday, August 10, 2018