

4318 m.

Rookies Cup

EYETIME MOTORRAD GRAND PRIX VON ÖSTERREICH

Free Practice Nr. 2

Top Speed & Average

4



Rider	Nation	Motorcycle	Top 5 speeds					Average	Top
29 Billy VAN EERDE	AUS	KTM	194.7	193.6	191.6	190.9	190.4	192.2	194.7
6 Ryusei YAMANAKA	JPN	KTM	193.8	192.9	190.0	189.8	188.5	191.0	193.8
24 Xavier ARTIGAS	SPA	KTM	192.9	192.0	190.6	189.6	185.0	190.0	192.9
11 Dan JONES	GBR	KTM	192.5	191.4	191.3	189.6	188.7	190.7	192.5
43 Steward GARCIA	COL	KTM	192.1	190.7	190.0	189.5	186.9	189.8	192.1
66 Adrian HUERTAS	SPA	KTM	191.8	191.3	189.5	186.3	184.8	188.7	191.8
53 Deniz ÖNCÜ	TUR	KTM	191.7	191.4	189.5	186.4	185.9	189.0	191.7
22 Peetu PAAVILAINEN	FIN	KTM	191.4	190.2	189.7	189.5	188.0	189.8	191.4
99 Carlos TATAY	SPA	KTM	191.3	191.0	190.8	189.8	189.6	190.5	191.3
3 Pasquale ALFANO	ITA	KTM	191.0	190.8	190.1	187.6	187.1	189.3	191.0
12 Filip SALAC	CZE	KTM	191.0	190.4	189.9	189.7	189.0	190.0	191.0
28 Adrian CARRASCO	SPA	KTM	190.7	190.0	189.1	188.9	188.4	189.4	190.7
19 Sasha DE VITS	BEL	KTM	190.5	189.7	189.4	189.0	186.6	189.0	190.5
31 Gerry SALIM	INA	KTM	189.7	189.1	183.7	183.7	183.1	185.9	189.7
40 Sean KELLY	USA	KTM	189.6	188.0	187.3	187.2	186.5	187.7	189.6
92 Yuki KUNII	JPN	KTM	189.3	189.2	187.6	186.5	186.0	187.7	189.3
44 Nicolas HERNANDEZ	COL	KTM	188.7	186.9	185.7	181.2	179.2	184.3	188.7
83 Meikon KAWAKAMI	BRA	KTM	188.4	188.2	186.6	183.1	183.0	185.9	188.4
61 Can ÖNCÜ	TUR	KTM	187.4	185.8	183.0	179.8	171.3	181.5	187.4
5 Simon JESPERSEN	DEN	KTM	187.2	185.6	185.3	185.3	185.3	185.7	187.2
30 Max COOK	GBR	KTM	185.7	180.7	179.5	178.8	176.1	180.2	185.7
7 Barry BALTUS	BEL	KTM	179.9	179.1	178.7	176.0	175.8	177.9	179.9



Free Practice Nr. 2**RookiesCup**

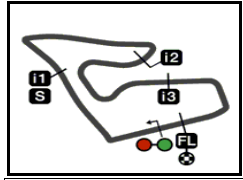
Lap	Lap Time	T1	T2	T3	T4	Speed	Lap	Lap Time	T1	T2	T3	T4	Speed
19th	53	Deniz ÖNCÜ			Red Bull MotoGP Roo TUR								
		Runs=3		Total laps=8	Full laps=2								
1	3'14.935	14.283	40.629	33.883	25.340	191.7							
2	2'00.558 P	26.828	38.934	34.385	20.411	191.4							
3	2'41.796	15.969	38.959	34.417	24.333	185.3							
4	1'58.827 P	25.752	38.376	35.148	19.551	189.5							
5	3'23.933	14.450	39.393	33.800	23.935	185.9							
6	2'04.096	26.335	39.220	34.662	23.879	186.4							
7	2'03.318	25.986	39.003	34.145	24.184	185.0							
8	2'18.640 P	27.387	46.026	43.890	21.337	139.1							
20th	30	Max COOK			Red Bull MotoGP Roo GBR								
		Runs=2		Total laps=7	Full laps=3								
1	3'14.599	15.721	44.026	36.274	25.741	158.0							
2	2'06.383	27.248	39.898	34.852	24.385	180.7							
3	2'03.033 P	26.431	39.755	35.276	21.571	185.7							
4	4'28.927	16.636	41.179	36.218	25.618	162.6							
5	2'05.827	26.410	39.939	34.889	24.589	179.5							
6	2'06.526	26.508	39.604	35.544	24.870	176.1							
7	2'07.264 P	26.362	39.364	38.173	23.365	178.8							
21st	44	Nicolas HERNANDE			Red Bull MotoGP Roo COL								
		Runs=2		Total laps=8	Full laps=3								
1	2'31.931	15.453	44.244	39.696	25.806	164.5							
2	2'10.745	27.895	41.052	36.978	24.820	188.7							
3	2'07.247	26.965	39.933	35.922	24.427	185.7							
4	2'06.179	26.096	39.747	35.650	24.686	186.9							
5	2'06.532 P	26.931*	39.863	36.298	23.433	181.2							
6	4'20.683	19.128	42.319	37.652	24.880	175.1							
7	2'11.634	27.090	41.613	37.484	25.447	179.2							
8	2'33.681 P	30.216	49.283	46.964	27.218	124.7							
22nd	61	Can ÖNCÜ			Red Bull MotoGP Roo TUR								
		Runs=3		Total laps=6	Full laps=0								
1	3'06.965 P	14.649	39.276	34.289	20.234	187.4							
2	5'42.654	14.786	39.174	34.776	24.539	185.8							
3	2'03.217 P	26.312	40.887	35.024	20.994	171.3							
4	4'57.258	14.992	39.968	35.328	24.397	179.8							
5	2'05.078	26.388	38.709	34.839	25.142	183.0							
6	2'23.657 P	28.047	49.578	43.147	22.885	141.4							

Fastest Lap:	Xavier ARTIGAS	Red Bull MotoGP Roo	SPA	1'56.869	24.751	37.401	32.416	22.301
---------------------	----------------	---------------------	-----	-----------------	--------	--------	--------	--------

DORNA DATA PROCESSING TIMING SERVICE DORNA DATA PROCESSING TIMING SERVICE DORNA DATA PROCESSING TIMING SERVICE DORNA DATA PROCESSING TIMING SERVICE DORNA DATA PROCESSING TIMING SERVICE DORNA DATA PROCESSING TIMING SERVICE DORNA DATA PROCESSING TIMING SERVICE DORNA DATA PROCESSING TIMING SERVICE DORNA DATA PROCESSING TIMING SERVICE DORNA DATA PROCCESSSS

Spielberg, Friday, August 10, 2018





4318 m.


EYETIME MOTORRAD GRAND PRIX VON ÖSTERREICH

Rookies Cup

Free Practice Nr. 2

Combined Free Practice Times

Combined Free Practice Times

	<i>Rider</i>	<i>Nation</i>	<i>Team</i>	<i>MOTORCYCLE</i>	<i>FP1</i>	<i>FP2</i>	<i>Gap</i>
1	12 F.SALAC	CZE	Red Bull MotoGP Rookies Cup	KTM	1'40.656	17	1'58.038 6
2	61 C.ÖNCÜ	TUR	Red Bull MotoGP Rookies Cup	KTM	1'40.717	14	0.061 0.061
3	6 R.YAMANAKA	JPN	Red Bull MotoGP Rookies Cup	KTM	1'40.763	16	1'57.480 3 0.107 0.046
4	53 D.ÖNCÜ	TUR	Red Bull MotoGP Rookies Cup	KTM	1'41.065	15	2'03.318 7 0.409 0.302
5	24 X.ARTIGAS	SPA	Red Bull MotoGP Rookies Cup	KTM	1'41.292	18	1'56.869 3 0.636 0.227
6	28 A.CARRASCO	SPA	Red Bull MotoGP Rookies Cup	KTM	1'41.321	16	1'57.877 3 0.665 0.029
7	99 C.TATAY	SPA	Red Bull MotoGP Rookies Cup	KTM	1'41.354	15	1'58.787 6 0.698 0.033
8	11 D.JONES	GBR	Red Bull MotoGP Rookies Cup	KTM	1'41.437	14	1'58.483 4 0.781 0.083
9	40 S.KELLY	USA	Red Bull MotoGP Rookies Cup	KTM	1'41.516	14	1'57.948 3 0.860 0.079
10	66 A.HUERTAS	SPA	Red Bull MotoGP Rookies Cup	KTM	1'41.573	16	1'58.187 3 0.917 0.057
11	92 Y.KUNII	JPN	Red Bull MotoGP Rookies Cup	KTM	1'41.664	13	1'56.874 3 1.008 0.091
12	19 S.DE VITS	BEL	Red Bull MotoGP Rookies Cup	KTM	1'41.811	12	1'57.824 3 1.155 0.147
13	43 S.GARCIA	COL	Red Bull MotoGP Rookies Cup	KTM	1'41.878	8	1'57.758 3 1.222 0.067
14	22 P.PAAVILAINEN	FIN	Red Bull MotoGP Rookies Cup	KTM	1'42.008	14	1'58.829 6 1.352 0.130
15	29 B.VAN EERDE	AUS	Red Bull MotoGP Rookies Cup	KTM	1'42.024	13	1'59.253 4 1.368 0.016
16	31 G.SALIM	INA	Red Bull MotoGP Rookies Cup	KTM	1'42.073	14	1'59.768 3 1.417 0.049
17	5 S.JESPERSEN	DEN	Red Bull MotoGP Rookies Cup	KTM	1'42.104	15	1'59.288 5 1.448 0.031
18	3 P.ALFANO	ITA	Red Bull MotoGP Rookies Cup	KTM	1'42.135	11	1'59.668 3 1.479 0.031
19	83 M.KAWAKAMI	BRA	Red Bull MotoGP Rookies Cup	KTM	1'42.252	16	1'58.206 3 1.596 0.117
20	30 M.COOK	GBR	Red Bull MotoGP Rookies Cup	KTM	1'42.316	17	2'05.827 5 1.660 0.064
21	7 B.BALTUS	BEL	Red Bull MotoGP Rookies Cup	KTM	1'42.712	14	1'58.088 4 2.056 0.396
22	44 N.HERNANDEZ	COL	Red Bull MotoGP Rookies Cup	KTM	1'43.119	17	2'06.179 4 2.463 0.407
23	62 A.LIEBENBERG	RSA	Red Bull MotoGP Rookies Cup	KTM	1'47.150	3	6.494 4.031

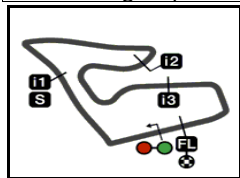
Pole Position Record:	2016	Aleix VIU	1'39.616	156.0 Km/h
Circuit Record Lap:	2016	Ayumu SASAKI	1'39.302	156.5 Km/h
Circuit Best Lap:	2016	Ayumu SASAKI	1'39.302	156.5 Km/h

The results are provisional until the end of the limit for protest and appeals.

Time limit for protest expires 60' after publication of the results - Mr. Time:

DORNA DATA PROCESSING TIMING SERVICE DORNA DATA PROCESSING TIMING SERVICE DORNA DATA PROCESSING TIMING SERVICE DORNA DATA PROCESSING TIMING SERVICE DORNA DATA PROCESSING TIMING SERVICE DORNA DATA PROCESSING TIMING SERVICE DORNA DATA PROCESSING TIMING SERVICE DORNA DATA PROCESSING TIMING SERVICE DORNA DATA PROCESSING TIMING SERVICE DORNA DATA PROCESSING





4318 m.

EYETIME MOTORRAD GRAND PRIX VON ÖSTERREICH

Free Practice Nr. 2

Best Partial Times

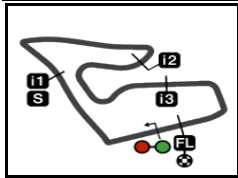
RookiesCup

IT Ideal Lap Time, sum of the best partial times

BT Best Lap Time

Pos	T1		T2		T3		T4		Pos	Rider	IT	BT
	Rider	Time	Rider	Time	Rider	Time	Rider	Time				
1	X.ARTIGAS	24.751	S.KELLY	36.375	S.GARCIA	31.844	X.ARTIGAS	22.301	1	X.ARTIGAS	1'55.983	1'56.869 (1)
2	A.HUERTAS	25.033	X.ARTIGAS	36.515	Y.KUNII	31.961	A.CARRASCO	22.543	2	Y.KUNII	1'56.693	1'56.874 (2)
3	Y.KUNII	25.058	F.SALAC	36.599	A.CARRASCO	32.318	S.GARCIA	22.556	3	A.CARRASCO	1'56.898	1'57.877 (6)
4	C.TATAY	25.143	A.HUERTAS	36.669	M.KAWAKAMI	32.406	A.HUERTAS	22.641	4	S.GARCIA	1'57.149	1'57.758 (4)
5	P.PAAVILAINEN	25.146	A.CARRASCO	36.711	X.ARTIGAS	32.416	B.BALTUS	22.648	5	A.HUERTAS	1'57.183	1'58.187 (10)
6	D.JONES	25.167	Y.KUNII	36.759	R.YAMANAKA	32.436	S.DE VITS	22.712	6	S.KELLY	1'57.395	1'57.948 (7)
7	S.DE VITS	25.178	B.BALTUS	36.808	B.BALTUS	32.582	S.KELLY	22.801	7	S.DE VITS	1'57.418	1'57.824 (5)
8	F.SALAC	25.184	S.DE VITS	36.928	S.DE VITS	32.600	R.YAMANAKA	22.805	8	R.YAMANAKA	1'57.428	1'57.480 (3)
9	R.YAMANAKA	25.196	C.TATAY	36.966	S.JESPERSEN	32.711	B.VAN EERDE	22.817	9	F.SALAC	1'57.717	1'58.038 (8)
10	M.KAWAKAMI	25.213	D.JONES	36.976	D.JONES	32.768	Y.KUNII	22.915	10	B.BALTUS	1'57.796	1'58.088 (9)
11	B.VAN EERDE	25.220	P.PAAVILAINEN	36.977	A.HUERTAS	32.840	M.KAWAKAMI	22.948	11	M.KAWAKAMI	1'57.917	1'58.206 (11)
12	S.KELLY	25.306	R.YAMANAKA	36.991	S.KELLY	32.913	F.SALAC	22.989	12	D.JONES	1'57.931	1'58.483 (12)
13	A.CARRASCO	25.326	S.GARCIA	37.106	F.SALAC	32.945	D.JONES	23.020	13	P.PAAVILAINEN	1'58.197	1'58.829 (14)
14	G.SALIM	25.422	S.JESPERSEN	37.209	G.SALIM	32.962	P.PAAVILAINEN	23.042	14	B.VAN EERDE	1'58.449	1'59.253 (15)
15	P.ALFAÑO	25.451	M.KAWAKAMI	37.350	B.VAN EERDE	33.004	P.ALFAÑO	23.130	15	C.TATAY	1'58.597	1'58.787 (13)
16	S.JESPERSEN	25.571	P.ALFAÑO	37.362	P.PAAVILAINEN	33.032	G.SALIM	23.319	16	S.JESPERSEN	1'58.985	1'59.288 (16)
17	S.GARCIA	25.643	B.VAN EERDE	37.408	C.TATAY	33.113	C.TATAY	23.375	17	P.ALFAÑO	1'59.225	1'59.668 (17)
18	D.ÖNCÜ	25.752	G.SALIM	37.846	P.ALFAÑO	33.282	S.JESPERSEN	23.494	18	G.SALIM	1'59.549	1'59.768 (18)
19	B.BALTUS	25.758	D.ÖNCÜ	38.376	D.ÖNCÜ	33.800	D.ÖNCÜ	23.879	19	D.ÖNCÜ	2'01.807	2'03.318 (19)
20	N.HERNANDEZ	26.096	C.ÖNCÜ	38.709	C.ÖNCÜ	34.289	M.COOK	24.385	20	M.COOK	2'04.963	2'05.827 (20)
21	C.ÖNCÜ	26.312	M.COOK	39.364	M.COOK	34.852	C.ÖNCÜ	24.397	21	N.HERNANDE	2'05.920	2'06.179 (21)
23	A.LIEBENBERG		A.LIEBENBERG		A.LIEBENBERG		A.LIEBENBERG		-1	C.ÖNCÜ		(-1)






4318 m.

EYETIME MOTORRAD GRAND PRIX VON ÖSTERREICH

Rookies Cup

Free Practice Nr. 2

Fastest Laps Sequence

<i>Practice Time</i>	 <i>Rider</i>	<i>Nation</i>	<i>Motorcycle</i>	<i>Time</i>	<i>Km/h</i>	<i>Rider's Lap</i>
4'19.681	7 Barry BALTUS	BEL	KTM	2'01.805	127.6	2
4'24.206	28 Adrian CARRASCO	SPA	KTM	1'58.474	131.2	2
4'24.373	43 Steward GARCIA	COL	KTM	1'57.951	131.7	2
4'25.501	24 Xavier ARTIGAS	SPA	KTM	1'57.672	132.1	2
6'22.370	24 Xavier ARTIGAS	SPA	KTM	1'56.869	133.0	3