ed Bull Ring - Spielber

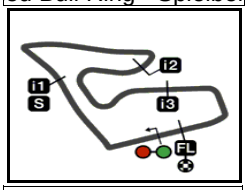

4318 m.

Results and timing service provided by TISSOT

RookiesCup

EYETIME MOTORRAD GRAND PRIX VON ÖSTERREICH

Qualifying Practice

Classification

6

		Rider	Nation	Team	Motorcycle	Time	Lap	Total	Gap		Top Speed
1	6	**Ryusei YAMANAKA**	JPN	Red Bull MotoGP Rookies Cup	KTM	**1'48.543**	14	14			**200.7**
2	24	**Xavier ARTIGAS**	SPA	Red Bull MotoGP Rookies Cup	KTM	**1'48.639**	14	14	0.096	0.096	**200.5**
3	83	**Meikon KAWAKAMI**	BRA	Red Bull MotoGP Rookies Cup	KTM	**1'48.746**	13	13	0.203	0.107	**195.0**
4	28	**Adrian CARRASCO**	SPA	Red Bull MotoGP Rookies Cup	KTM	**1'49.146**	12	12	0.603	0.400	**195.3**
5	92	**Yuki KUNII**	JPN	Red Bull MotoGP Rookies Cup	KTM	**1'49.274**	14	14	0.731	0.128	**196.1**
6	43	**Steward GARCIA**	COL	Red Bull MotoGP Rookies Cup	KTM	**1'49.292**	10	13	0.749	0.018	**199.0**
7	31	**Gerry SALIM**	INA	Red Bull MotoGP Rookies Cup	KTM	**1'49.388**	14	14	0.845	0.096	**199.4**
8	61	**Can ÖNCÜ**	TUR	Red Bull MotoGP Rookies Cup	KTM	**1'49.862**	14	14	1.319	0.474	**194.7**
9	99	**Carlos TATAY**	SPA	Red Bull MotoGP Rookies Cup	KTM	**1'49.877**	13	13	1.334	0.015	**199.0**
10	5	**Simon JESPERSEN**	DEN	Red Bull MotoGP Rookies Cup	KTM	**1'49.897**	13	13	1.354	0.020	**193.4**
11	12	**Filip SALAC**	CZE	Red Bull MotoGP Rookies Cup	KTM	**1'50.019**	12	14	1.476	0.122	**196.3**
12	29	**Billy VAN EERDE**	AUS	Red Bull MotoGP Rookies Cup	KTM	**1'50.127**	10	14	1.584	0.108	**201.0**
13	40	**Sean KELLY**	USA	Red Bull MotoGP Rookies Cup	KTM	**1'50.152**	12	13	1.609	0.025	**194.1**
14	53	**Deniz ÖNCÜ**	TUR	Red Bull MotoGP Rookies Cup	KTM	**1'50.153**	13	13	1.610	0.001	**198.9**
15	11	**Dan JONES**	GBR	Red Bull MotoGP Rookies Cup	KTM	**1'50.424**	9	14	1.881	0.271	**198.7**
16	22	**Peetu PAAVILAINEN**	FIN	Red Bull MotoGP Rookies Cup	KTM	**1'50.500**	12	13	1.957	0.076	**196.3**
17	30	**Max COOK**	GBR	Red Bull MotoGP Rookies Cup	KTM	**1'50.563**	9	13	2.020	0.063	**194.6**
18	19	**Sasha DE VITS**	BEL	Red Bull MotoGP Rookies Cup	KTM	**1'50.723**	9	10	2.180	0.160	**196.8**
19	7	**Barry BALTUS**	BEL	Red Bull MotoGP Rookies Cup	KTM	**1'50.771**	10	13	2.228	0.048	**189.5**
20	3	**Pasquale ALFANO**	ITA	Red Bull MotoGP Rookies Cup	KTM	**1'50.896**	9	14	2.353	0.125	**193.9**
21	66	**Adrian HUERTAS**	SPA	Red Bull MotoGP Rookies Cup	KTM	**1'51.856**	4	5	3.313	0.960	**196.1**
Not qualified (Out 107%)						**1'56.141**					
	44	**Nicolas HERNANDEZ**	COL	Red Bull MotoGP Rookies Cup	KTM	**1'56.192**	12	12	7.649	4.336	**196.0**
Not classified											
	62	**Aidan LIEBENBERG**	RSA	Red Bull MotoGP Rookies Cup	KTM						

Practice condition: **Wet**
Air: 19°
Humidity: 98%
Ground: 21°

Fastest Lap:	Lap: 14	**Ryusei YAMANAKA**	**1'48.543**	143.2 Km/h
Circuit Record Lap:	2016	**Ayumu SASAKI**	**1'39.302**	156.5 Km/h
Circuit Best Lap:	2016	**Ayumu SASAKI**	**1'39.302**	156.5 Km/h

The results are provisional until the end of the limit for protest and appeals.

Time limit for protest expires 30' after publication of the results - ..... Time: .....

DORNA DATA PROCESSING .TIMING SERVICE DORNA DATA PROCESSING TIMING SERVICE DORNA DATA PROCESSING TIMING SERVICE DORNA DATA PROCESSING TIMING SERVICE DORNA DATA PROCESSING TIMING SERVICE DORNA DATA PROCESSING TIMING SERVICE DORNA DATA PROCESSING TIMING SERVICE DORNA DATA PROCCEESSS

Spielberg, Friday, August 10, 2018

ed Bull Ring - Spielber

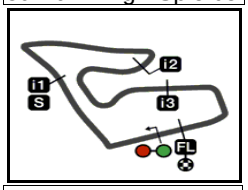

4318 m.

Results and timing service provided by TISSOT

RookiesCup

EYETIME MOTORRAD GRAND PRIX VON ÖSTERREICH

Qualifying Practice

Top Speed & Average

7

	Rider	Nation	Motorcycle	Top 5 speeds					Average	Top
29	**Billy VAN EERDE**	**AUS**	KTM	201.0	198.9	198.2	196.2	196.0	198.1	**201.0**
6	**Ryusei YAMANAKA**	**JPN**	KTM	200.7	199.3	198.1	195.0	193.8	197.4	**200.7**
24	**Xavier ARTIGAS**	**SPA**	KTM	200.5	200.4	200.1	199.9	199.4	200.1	**200.5**
31	**Gerry SALIM**	**INA**	KTM	199.4	196.4	195.9	195.8	195.6	196.6	**199.4**
43	**Steward GARCIA**	**COL**	KTM	199.0	198.5	197.1	197.0	196.3	197.6	**199.0**
99	**Carlos TATAY**	**SPA**	KTM	199.0	196.8	196.6	196.5	196.4	197.1	**199.0**
53	**Deniz ÖNCÜ**	**TUR**	KTM	198.9	198.2	197.9	197.2	197.1	197.9	**198.9**
11	**Dan JONES**	**GBR**	KTM	198.7	197.4	195.1	195.1	195.0	196.3	**198.7**
19	**Sasha DE VITS**	**BEL**	KTM	196.8	196.5	195.9	194.0	193.7	195.4	**196.8**
22	**Peetu PAAVILAINEN**	**FIN**	KTM	196.3	196.3	196.2	195.4	194.9	195.7	**196.3**
12	**Filip SALAC**	**CZE**	KTM	196.3	196.0	195.9	195.6	195.1	195.8	**196.3**
92	**Yuki KUNII**	**JPN**	KTM	196.1	195.3	195.2	195.0	194.6	195.2	**196.1**
66	**Adrian HUERTAS**	**SPA**	KTM	196.1	195.5	195.2	194.0	175.9	191.3	**196.1**
44	**Nicolas HERNANDEZ**	**COL**	KTM	196.0	193.2	191.5	191.5	190.8	192.6	**196.0**
28	**Adrian CARRASCO**	**SPA**	KTM	195.3	195.1	195.1	194.4	193.8	194.7	**195.3**
83	**Meikon KAWAKAMI**	**BRA**	KTM	195.0	194.8	194.6	193.6	191.7	193.9	**195.0**
61	**Can ÖNCÜ**	**TUR**	KTM	194.7	194.5	193.9	193.7	192.8	193.9	**194.7**
30	**Max COOK**	**GBR**	KTM	194.6	193.9	193.9	193.0	192.5	193.6	**194.6**
40	**Sean KELLY**	**USA**	KTM	194.1	193.5	193.4	193.2	193.1	193.5	**194.1**
3	**Pasquale ALFANO**	**ITA**	KTM	193.9	192.8	192.7	192.6	192.1	192.8	**193.9**
5	**Simon JESPERSEN**	**DEN**	KTM	193.4	193.2	192.9	192.7	191.7	192.8	**193.4**
7	**Barry BALTUS**	**BEL**	KTM	189.5	189.3	188.5	187.9	186.9	188.4	**189.5**

DORNA DATA PROCESSING ,TIMING SERVICE DORNA DATA PROCESSING TIMING SERVICE DORNA DATA PROCESSING TIMING SERVICE DORNA DATA PROCESSING TIMING SERVICE DORNA DATA PROCESSING TIMING SERVICE DORNA DATA PROCESSING TIMING SERVICE DORNA DATA PROCESSING TIMING SERVICE DORNA DATA PROCCEESSS

Spielberg, Friday, August 10, 2018

ed Bull Ring - Spielber

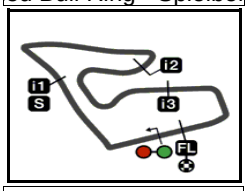

4318 m.

Results and timing service provided by TISSOT

RookiesCup

EYETIME MOTORRAD GRAND PRIX VON ÖSTERREICH

Qualifying Practice

Chronological Analysis of Performances

8

** Lap / Sector time cancelled*
P Crossing the finish line in pit lane
T1 Time from finish line to 1st intermediate
T2 Time from 1st intermed. to 2nd intermed.
T3 Time from 2nd intermed. to 3rd intermed.
T4 Time from 3rd intermediate to finish line

1st 6 Ryusei YAMANAKA — Red Bull MotoGP Roo JPN

Lap	Lap Time		T1	T2	T3	T4	Speed
1	2'09.972		15.615	37.684	32.858	22.678	182.4
2	**1'54.428**		24.711	35.953	31.822	21.942	190.4
3	**1'53.212**		24.442	35.594	31.471	21.705	192.7
4	**1'53.521**		24.382	35.774	31.398	21.967	193.2
5	**1'52.059**		24.398	35.269	30.901	21.491	195.0
6	**1'51.879**		24.247	35.029	30.933	21.670	192.5
7	**1'57.333**		24.241	40.436	31.321	21.335	188.0
8	**1'50.243**		23.927	34.845	30.331	21.140	199.3
9	**1'49.158**		23.966	34.288	30.022	20.882	200.7
10	**2'06.603**		24.016	34.729	46.670	21.188	198.1
11	**1'49.752**		23.828	34.624	30.315	20.985	193.6
12	**1'49.763**		24.266	34.482	30.125	20.890	191.3
13	**1'48.626**		23.821	34.061	29.839	20.905	193.2
14	**1'48.543**		23.805	34.119	29.917	20.702	193.8

2nd 24 Xavier ARTIGAS — Red Bull MotoGP Roo SPA

Lap	Lap Time		T1	T2	T3	T4	Speed
1	2'22.698		15.356	39.908	32.605	23.053	177.7
2	**1'52.966**		24.295	35.730	31.126	21.815	197.4
3	**1'52.677**		24.204	35.996	31.081	21.396	200.1
4	**1'51.127**		23.951	35.145	30.824	21.207	199.4
5	**1'50.193**		23.923	34.880	30.393	20.997	198.6
6	**1'50.239**		23.803	34.880	30.438	21.118	199.9
7	**1'51.194**		23.782	34.987	31.055	21.370	200.4
8	**1'50.961**		23.974	35.037	30.482	21.468	198.5
9	**1'49.405**		23.920	34.350	30.136	20.999	200.5
10	**1'50.762**		24.216	35.095	30.411	21.040	196.4
11	**1'50.323**		24.033	34.804	30.464	21.022	195.9
12	**1'49.077**		23.966	34.181	30.212	20.718	195.4
13	**1'49.682**		24.047	34.662	30.011	20.962	195.5
14	**1'48.639**		23.827	34.188	29.945	20.679	198.8

3rd 83 Meikon KAWAKAMI — Red Bull MotoGP Roo BRA

Lap	Lap Time		T1	T2	T3	T4	Speed
1	2'14.233		15.450	37.932	31.949	22.418	184.0
2	**1'53.666**		24.960	36.167	30.728	21.811	194.8
3	**1'52.521**		24.423	35.517	31.167	21.414	194.6
4	**1'50.772**		24.275	35.053	30.334	21.110	191.7
5	**1'52.052**		24.338	35.481	30.905	21.328	190.9
6	**1'50.101**		24.387	34.605	30.114	20.995	193.6
7	**1'53.320**		24.309	34.613	32.075	22.323	190.4
8	**1'50.064**		24.116	34.738	30.354	20.856	195.0
9	**1'49.306**		24.092	34.466	29.922	20.826	191.5
10	1'49.592	P	24.215	35.196	30.659	19.522	181.9
11	3'12.806	*	17.288	34.789	30.558	21.613*	181.8
12	1'53.581	*	25.47'*	37.267	30.109	20.726	177.1
13	**1'48.746**		24.077	34.340	29.819	20.510	190.3

4th 28 Adrian CARRASCO — Red Bull MotoGP Roo SPA

Lap	Lap Time		T1	T2	T3	T4	Speed
1	2'20.524		15.168	39.072	32.163	22.091	185.7
2	**1'52.210**		24.604	35.476	30.711	21.419	193.3
3	2'05.529	P	24.358	50.153	32.313	18.705	195.1
4	4'51.435		14.400	35.774	30.944	21.577	190.0
5	**1'51.137**		24.528	35.147	30.338	21.124	193.8
6	**1'50.172**		24.186	34.803	30.149	21.034	195.1
7	**1'49.872**		24.215	34.686	30.090	20.881	194.4
8	**1'50.631**		24.133	35.343	30.207	20.948	193.5
9	**1'49.550**		24.044	34.647	29.947	20.912	191.7
10	**1'50.183**		24.180	35.013	30.203	20.787	192.3
11	1'48.907	*	24.156	34.409	29.649	20.693*	192.0
12	**1'49.146**		24.062	34.621	29.779	20.684	195.3

5th 92 Yuki KUNII — Red Bull MotoGP Roo JPN

Lap	Lap Time		T1	T2	T3	T4	Speed
1	2'18.292		15.138	37.925	32.005	22.931	186.8
2	**1'54.493**		24.828	35.821	31.644	22.200	189.9
3	**1'54.629**		24.491	37.143	31.114	21.881	195.0
4	1'51.834	*	24.429	35.304	30.542	21.559*	195.3
5	**1'51.255**		24.159	35.477	30.142	21.477	194.1
6	**1'50.943**		24.189	34.902	30.333	21.519	194.2
7	1'50.675	*	24.307	34.608	30.372	21.388*	194.6
8	**1'50.301**		24.099	34.574	30.266	21.362	195.2
9	**1'51.246**		24.096	34.928	30.095	22.127	196.1
10	**1'50.375**		24.446	34.568	30.116	21.245	193.6
11	**1'49.605**		24.098	34.377	30.044	21.086	191.1
12	**1'49.621**		24.199	34.270	30.035	21.117	191.1
13	**1'49.281**		24.113	34.245	29.738	21.185	191.0
14	**1'49.274**		24.115	34.124	29.921	21.114	191.7

6th 43 Steward GARCIA — Red Bull MotoGP Roo COL

Lap	Lap Time		T1	T2	T3	T4	Speed
1	2'21.978		14.907	39.096	32.522	23.131	188.9
2	**1'53.151**		24.672	35.579	30.958	21.942	194.2
3	**1'52.330**		24.450	35.684	30.839	21.357	198.5
4	**1'51.018**		24.291	34.851	30.568	21.308	196.3
5	**1'50.536**		24.290	34.932	30.187	21.127	197.0
6	**1'50.100**		24.195	34.604	30.241	21.060	195.3
7	**1'51.745**		24.151	35.139	31.262	21.193	199.0
8	**1'50.583**		24.168	34.619	30.453	21.343	197.1

Fastest Lap:	Ryusei YAMANAKA	Red Bull MotoGP Roo	JPN	**1'48.543**	23.805	34.119	29.917	20.702

DORNA DATA PROCESSING ,TIMING SERVICE DORNA DATA PROCESSING TIMING SERVICE DORNA DATA PROCESSING TIMING SERVICE DORNA DATA PROCESSING TIMING SERVICE DORNA DATA PROCESSING TIMING SERVICE DORNA DATA PROCESSING TIMING SERVICE DORNA DATA PROCESSING TIMING SERVICE DORNA DATA PROCCEESSS

Spielberg, Friday, August 10, 2018

Lap	Lap Time	T1	T2	T3	T4	Speed
9	1'49.972	24.257	34.340	30.375	21.000	195.0
10	1'49.292	24.045	34.089	30.015	21.143	195.2
11	1'50.150	24.235	34.503	30.449	20.963	192.5
12	1'50.249	24.306	34.428	30.442	21.073	191.6
13	1'49.673	24.302	34.407	29.996	20.968	191.2
	unfinished	24.281	34.531			192.1

7th 31 Gerry SALIM Red Bull MotoGP Roo INA

Lap	Lap Time	T1	T2	T3	T4	Speed
1	2'20.976	16.715	40.953	34.135	23.129	155.4
2	1'54.048	24.633	35.856	31.650	21.909	194.4
3	1'54.719	24.527	37.164	31.295	21.733	193.2
4	1'53.331	24.333	35.491	31.232	22.275	193.7
5	1'55.330	26.116	35.647	31.884	21.683	178.6
6	1'53.011	24.320	35.367	31.155	22.169	195.1
7	1'51.655	24.341	35.183	30.887	21.244	196.4
8	1'52.922	24.577	36.037	30.756	21.552	193.2
9	1'51.001	24.355	34.933	30.374	21.339	195.6
10	1'51.238	24.203	34.533	30.817	21.685	194.8
11	1'50.958	24.394	35.107	30.444	21.013	195.8
12	1'50.120	24.158	34.555	30.254	21.153	195.9
13	1'57.356	24.106	35.938	34.793	22.519	191.8
14	1'49.388	24.040	34.500	29.923	20.925	199.4

8th 61 Can ÖNCÜ Red Bull MotoGP Roo TUR

Lap	Lap Time	T1	T2	T3	T4	Speed
1	2'34.562	14.480	37.262	32.239	23.831	185.1
2	1'54.381	25.164	36.122	31.143	21.952	190.4
3	1'53.936	24.636	36.023	31.511	21.766	194.7
4	1'52.257	24.674	35.121	30.963	21.499	192.4
5	1'51.799	24.657	34.921	30.764	21.457	191.6
6	1'51.436	24.614	34.839	30.578	21.405	192.0
7	1'54.466	24.452	37.207	30.514	22.293	192.8
8	1'51.431	24.429	35.223	30.500	21.279	194.5
9	1'50.618	24.364	34.672	30.295	21.287	193.7
10	1'49.994	24.195	34.584	30.185	21.030	192.7
11	1'50.171	24.266	34.391	30.276	21.238	191.8
12	1'50.393	24.352	34.415	30.328	21.298	191.0
13	1'50.373	24.362	34.589	30.032	21.390	192.2
14	1'49.862	24.273	34.528	29.922	21.139	193.9

9th 99 Carlos TATAY Red Bull MotoGP Roo SPA

Lap	Lap Time	T1	T2	T3	T4	Speed
1	2'23.386	15.829	37.733	33.048	22.896	188.1
2	1'54.771	24.919	36.122	31.844	21.886	199.0
3	1'52.979	24.253	35.851	31.169	21.706	196.5
4	1'52.284 P	24.199	35.410	32.352	20.323	196.8
5	3'08.647	16.384	36.375	31.712	21.841	180.0
6	1'51.137	24.396	34.548	30.730	21.463	195.5
7	1'51.510	24.235	34.913	30.813	21.549	196.6
8	1'51.330	24.238	34.829	30.722	21.541	196.4
9	1'50.369	23.990	34.508	30.592	21.279	195.5
10	1'50.466	24.136	34.349	30.618	21.363	193.3
11	1'50.229	24.046	34.364	30.461	21.358	193.3
12	1'50.524	24.384	34.517	30.415	21.208	191.6
13	1'49.877	24.003	34.322	30.461	21.091	194.1

10th 5 Simon JESPERSEN Red Bull MotoGP Roo DEN

Lap	Lap Time	T1	T2	T3	T4	Speed
1	2'12.715	14.755	38.879	32.912	22.708	185.1
2	1'55.655	25.479	36.282	31.560	22.334	187.3
3	1'53.814	24.852	35.942	31.174	21.846	191.2
4	1'52.643	24.651	35.225	30.916	21.851	193.2
5	1'49.818 P	24.502	35.339	31.236	18.741	192.7
6	3'53.452	14.396	35.550	31.335	21.809	186.8
7	1'52.336	24.602	35.016	31.091	21.627	192.9
8	1'51.703	24.499	34.915	30.774	21.515	191.7
9	1'51.168	24.484	34.669	30.611	21.404	191.2
10	1'51.574	24.327	35.065	30.796	21.386	189.9
11	1'50.899	24.446	34.782	30.465	21.206	189.0
12	1'50.780	24.441	34.777	30.440	21.122	189.7
13	1'49.897	24.275	34.299	30.224	21.099	193.4

11th 12 Filip SALAC Red Bull MotoGP Roo CZE

Lap	Lap Time	T1	T2	T3	T4	Speed
1	2'22.660	15.472	39.843	34.664	23.687	180.1
2	1'56.036	24.987	36.295	32.315	22.439	193.1
3	1'55.177	24.791	36.443	31.822	22.121	196.3
4	1'53.084	24.492	35.319	31.242	22.031	195.6
5	1'52.599	24.532	35.180	31.079	21.808	193.9
6	1'52.466	24.599	35.269	30.798	21.800	193.8
7	1'51.918	24.380	35.293	30.626	21.619	195.9
8	1'51.507	24.417	35.113	30.453	21.524	196.0
9	1'50.539	24.253	34.645	30.232	21.409	194.6
10	1'51.017	24.334	34.818	30.454	21.411	193.4
11	1'53.209	24.306	36.331	31.162	21.410	192.3
12	1'50.019	24.384	34.427	30.202	21.006	193.3
13	1'56.159	24.120	34.836	34.256	22.947	194.1
14	1'50.367	24.227	34.578	30.471	21.091	195.1

12th 29 Billy VAN EERDE Red Bull MotoGP Roo AUS

Lap	Lap Time	T1	T2	T3	T4	Speed
1	2'24.268	15.471	38.284	32.696	23.059	185.5
2	1'55.132	24.557	36.879	31.380	22.316	198.9
3	1'54.838	24.552	36.921	30.970	22.395	198.2
4	1'52.903	24.266	35.489	31.011	22.137	201.0
5	1'51.961	24.389	35.222	30.834	21.516	191.8
6	1'51.731	24.279	35.196	30.721	21.535	196.0
7	1'51.798	24.414	35.442	30.671	21.271	195.3
8	1'51.883	24.197	35.598	30.630	21.458	196.2
9	1'50.618	24.132	35.177	30.191	21.118	195.7
10	1'50.127	24.030	34.989	30.058	21.050	195.4
11	1'56.893 *	25.46*	35.260	30.319	25.849	189.6
12	1'50.839	24.154	34.935	30.614	21.136	194.5
13	1'51.945	24.151	35.043	30.981	21.770	193.7
14	1'50.757	24.340	34.923	30.287	21.207	193.5

13th 40 Sean KELLY Red Bull MotoGP Roo USA

Lap	Lap Time	T1	T2	T3	T4	Speed
1	2'10.283	14.738	37.610	32.899	22.632	180.6
2	1'54.819	24.833	35.899	31.986	22.101	190.8
3	1'53.004	24.650	35.265	31.387	21.702	193.2
4	1'52.278	24.518	34.869	31.253	21.638	192.0

Fastest Lap:	Ryusei YAMANAKA	Red Bull MotoGP Roo	JPN	1'48.543	23.805	34.119	29.917	20.702

DORNA DATA PROCESSING -TIMING SERVICE DORNA DATA PROCESSING TIMING SERVICE DORNA DATA PROCESSING TIMING SERVICE DORNA DATA PROCESSING TIMING SERVICE DORNA DATA PROCESSING TIMING SERVICE DORNA DATA PROCESSING TIMING SERVICE DORNA DATA PROCESSING TIMING SERVICE DORNA DATA PROCCEESSS

Lap	Lap Time		T1	T2	T3	T4	Speed
5	1'53.292	*	24.603	34.699	31.989	22.001*	190.1
6	**1'51.728**		24.789	34.580	30.665	21.694	193.4
7	**1'50.780**		24.425	34.500	30.499	21.356	193.5
8	1'51.211	*	24.293	34.834	30.824	21.260*	194.1
9	**1'51.320**		24.248	34.806	30.471	21.795	193.1
10	1'48.349	P	24.282	34.703	30.492	18.872	192.8
11	3'11.994		17.199	34.797	30.402	21.983	182.7
12	**1'50.152**		24.481	34.473	30.136	21.062	187.5
13	2'23.497	P	24.496	58.823	36.917	23.261	189.0

14th 53 Deniz ÖNCÜ — Red Bull MotoGP Roo TUR

Lap	Lap Time		T1	T2	T3	T4	Speed
1	2'35.057		14.183	37.387	32.108	23.277	191.0
2	**1'55.578**		24.805	36.806	31.663	22.304	189.3
3	**1'54.175**		24.597	36.086	31.226	22.266	196.5
4	**1'53.411**		24.573	35.740	31.078	22.020	196.2
5	**1'53.109**		24.344	35.727	31.173	21.865	196.9
6	**1'52.854**		24.515	35.415	31.113	21.811	196.9
7	**1'52.205**		24.265	35.202	31.032	21.706	198.2
8	**1'51.817**		24.225	35.116	30.934	21.542	198.9
9	**1'51.076**		24.123	35.108	30.467	21.378	197.9
10	**1'50.786**		23.952	35.072	30.553	21.209	197.1
11	1'51.822	*	24.040	35.163	30.729*	21.890	197.2
12	**1'50.712**		24.112	34.883	30.482	21.235	196.1
13	**1'50.153**		24.044	34.866	30.092	21.151	196.8

15th 11 Dan JONES — Red Bull MotoGP Roo GBR

Lap	Lap Time		T1	T2	T3	T4	Speed
1	2'23.191		16.065	40.675	32.631	23.319	176.8
2	**1'55.928**		25.240	36.220	31.850	22.618	197.4
3	**1'54.523**		24.445	36.662	31.480	21.936	198.7
4	**1'51.732**		24.374	35.043	30.769	21.546	193.4
5	**1'52.327**		24.499	35.287	31.037	21.504	192.4
6	**1'54.412**		24.545	37.667	30.769	21.431	191.2
7	**1'52.029**		24.539	35.137	30.634	21.719	195.1
8	**1'52.762**		24.700	35.196	31.294	21.572	192.2
9	**1'50.424**		24.232	34.743	30.236	21.213	194.6
10	**1'50.658**		24.173	34.751	30.362	21.372	195.1
11	**1'51.075**		24.278	35.383	30.229	21.185	194.0
12	**1'50.617**		24.277	34.935	30.208	21.197	191.3
13	**1'56.826**		24.185	34.973	34.902	22.766	193.4
14	**1'50.440**		24.210	34.898	30.151	21.181	195.0

16th 22 Peetu PAAVILAINE — Red Bull MotoGP Roo FIN

Lap	Lap Time		T1	T2	T3	T4	Speed
1	2'33.499		14.347	37.427	32.090	22.587	190.4
2	**1'54.790**		24.616	36.496	31.675	22.003	192.1
3	**1'55.221**		24.665	36.579	31.892	22.085	194.4
4	**1'52.495**		24.408	35.469	31.009	21.609	195.4
5	**1'51.980**		24.268	35.284	30.901	21.527	194.9
6	**1'51.575**		24.345	35.099	30.642	21.489	194.3
7	**1'52.110**		24.203	35.472	30.994	21.441	196.2
8	**1'54.145**		24.108	37.530	30.831	21.676	196.3
9	**1'51.428**		24.071	35.105	30.758	21.494	196.3
10	**1'51.778**		24.277	35.360	30.692	21.449	193.4
11	**1'50.759**		24.024	35.185	30.300	21.250	194.9
12	**1'50.500**		23.982	34.977	30.265	21.276	193.2
13	**1'50.693**		24.051	35.132	30.164	21.346	193.8

17th 30 Max COOK — Red Bull MotoGP Roo GBR

Lap	Lap Time		T1	T2	T3	T4	Speed
1	2'14.249		14.334	38.619	33.709	22.839	188.4
2	**1'55.636**		24.846	36.194	32.167	22.429	193.9
3	**1'54.460**		24.716	35.984	31.631	22.129	194.6
4	**1'53.494**		24.626	35.634	31.271	21.963	193.0
5	1'50.546	P	24.765	36.167	31.012	18.602	190.9
6	2'56.414		16.112	36.911	31.446	22.024	164.5
7	**1'53.075**		24.677	35.486	31.108	21.804	192.5
8	**1'51.696**		24.509	35.094	30.617	21.476	192.3
9	**1'50.563**		24.252	34.658	30.398	21.255	192.1
10	**1'53.927**		25.471	36.248	30.825	21.383	161.9
11	**1'53.642**		24.323	35.907	31.428	21.984	188.8
12	**1'52.239**		24.597	35.484	30.765	21.393	188.1
13	2'33.670	*	24.238			21.869*	193.9

18th 19 Sasha DE VITS — Red Bull MotoGP Roo BEL

Lap	Lap Time		T1	T2	T3	T4	Speed
1	2'13.591		14.926	37.853	33.036	22.114	187.3
2	**1'54.127**		24.602	35.893	31.798	21.834	193.7
3	**1'53.028**		24.448	35.791	31.214	21.575	193.5
4	**1'51.320**		24.129	35.230	30.688	21.273	196.5
5	**1'51.386**		24.092	35.017	30.901	21.376	195.9
6	**1'51.133**		24.549	34.688	30.728	21.168	194.0
7	**1'51.073**		24.173	34.894	30.692	21.314	193.0
8	**1'51.885**		24.458	35.829	30.521	21.077	190.8
9	**1'50.723**		24.171	35.047	30.261	21.244	196.8
10	1'47.765	P	24.280	34.959	30.396	18.130	191.5
	unfinished		14.291	34.873	30.280		189.1

19th 7 Barry BALTUS — Red Bull MotoGP Roo BEL

Lap	Lap Time		T1	T2	T3	T4	Speed
1	2'07.256		14.820	37.550	32.571	22.365	179.1
2	**1'56.345**		24.982	37.428	31.867	22.068	184.7
3	**1'54.815**		25.143	36.454	31.386	21.832	185.1
4	**1'52.523**		24.886	35.473	30.497	21.667	186.6
5	**1'53.377**		25.219	36.192	30.462	21.504	185.4
6	1'51.728	*	24.860	35.108	30.408	21.352*	186.9
7	**1'55.327**		24.678	35.684	33.602	21.363	187.9
8	**1'51.593**		24.564	35.382	30.334	21.313	189.5
9	1'50.740	*	24.34*	35.092	30.223	21.078	189.3
10	**1'50.771**		24.596	34.959	30.090	21.126	188.5
11	1'47.373	P	24.427	35.105	30.485	17.356	186.6
12	2'21.894		14.399	35.339	30.165	20.999	184.5
13	1'51.216	*	24.744	35.298	30.091	21.083*	186.1

20th 3 Pasquale ALFANO — Red Bull MotoGP Roo ITA

Lap	Lap Time		T1	T2	T3	T4	Speed
1	2'10.953		14.444	38.152	32.596	22.605	184.9
2	1'55.590	*	24.815	36.366	32.069	22.340*	192.0
3	1'54.818	*	24.848	35.990	32.076	21.904*	191.4
4	**1'53.080**		24.415	35.610	31.316	21.739	193.9
5	**1'52.221**		24.249	35.318	31.146	21.508	191.6

Fastest Lap:	Ryusei YAMANAKA	Red Bull MotoGP Roo	JPN	**1'48.543**	23.805	34.119	29.917	20.702

DORNA DATA PROCESSING ,TIMING SERVICE DORNA DATA PROCESSING TIMING SERVICE DORNA DATA PROCESSING TIMING SERVICE DORNA DATA PROCESSING TIMING SERVICE DORNA DATA PROCESSING TIMING SERVICE DORNA DATA PROCESSING TIMING SERVICE DORNA DATA PROCESSING TIMING SERVICE DORNA DATA PROCCEESSS

Lap	Lap Time		T1	T2	T3	T4	Speed	Lap	Lap Time	T1	T2	T3	T4	Speed
6	**1'52.057**		24.422	34.963	31.137	21.535	192.1							
7	1'53.207	*	24.449	34.942	31.774	22.042*	192.0							
8	**1'52.892**		24.331	35.541	31.593	21.427	192.8							
9	**1'50.896**		24.195	34.659	30.777	21.265	192.7							
10	1'50.716	*	24.041	34.755	30.707*	21.213	192.6							
11	**1'52.290**		24.120	35.357	31.322	21.491	189.8							
12	1'52.729	*	24.286	35.044	31.974	21.425*	187.4							
13	1'51.554	*	24.475	34.840	30.553	21.686*	187.1							
14	1'50.622	*	24.28*	34.713	30.332	21.293*	188.6							

21st 66 Adrian HUERTAS Red Bull MotoGP Roo SPA

1	2'22.907	15.480	38.583	33.938	23.453	175.9
2	**1'55.816**	24.725	36.596	32.162	22.333	195.2
3	**1'53.690**	24.468	36.089	31.197	21.936	196.1
4	**1'51.856**	24.210	35.123	30.970	21.553	195.5
5	**1'51.932**	24.320	35.046	31.171	21.395	194.0

22nd 44 Nicolas HERNANDE Red Bull MotoGP Roo COL

1	2'22.662		15.332	40.639	35.487	24.242	179.6
2	**2'01.679**		25.607	38.554	34.010	23.508	196.0
3	**2'01.137**		25.567	38.358	34.168	23.044	191.5
4	**1'58.703**		25.375	36.830	33.760	22.738	193.2
5	**1'59.006**		25.525	36.925	33.993	22.563	190.7
6	**1'57.149**		25.103	36.703	32.927	22.416	190.8
7	**1'57.050**		25.030	36.476	33.194	22.350	191.5
8	2'01.963	P	25.144	39.855	34.986	21.978	176.7
9	3'19.583		14.951	37.353	33.426	22.628	187.9
10	**1'58.310**		25.095	37.069	33.282	22.864	189.8
11	**1'57.249**		25.250	36.899	32.756	22.344	187.5
12	**1'56.192**		25.102	36.469	32.380	22.241	188.6

Fastest Lap:	Ryusei YAMANAKA	Red Bull MotoGP Roo	JPN	**1'48.543**	23.805	34.119	29.917	20.702

DORNA DATA PROCESSING ,TIMING SERVICE DORNA DATA PROCESSING TIMING SERVICE DORNA DATA PROCESSING TIMING SERVICE DORNA DATA PROCESSING TIMING SERVICE DORNA DATA PROCESSING TIMING SERVICE DORNA DATA PROCESSING TIMING SERVICE DORNA DATA PROCESSING TIMING SERVICE DORNA DATA PROCCEESSS

ed Bull Ring - Spielber

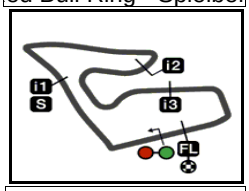

4318 m.

Results and timing service provided by TISSOT

Revised

RookiesCup

EYETIME MOTORRAD GRAND PRIX VON ÖSTERREICH

Official Starting Grid

Race : 17 laps = 73.406 km

1	**1** 1'48.543 **6 Ryusei YAMANAKA** KTM	**2** 1'48.639 **24 Xavier ARTIGAS** KTM	**3** 1'48.746 **83 Meikon KAWAKAMI** KTM
2	**4** 1'49.146 **28 Adrian CARRASCO** KTM	**5** 1'49.274 **92 Yuki KUNII** KTM	**6** 1'49.292 **43 Steward GARCIA** KTM
3	**7** 1'49.388 **31 Gerry SALIM** KTM	**8** 1'49.862 **61 Can ÖNCÜ** KTM	**9** 1'49.877 **99 Carlos TATAY** KTM
4	**10** 1'49.897 **5 Simon JESPERSEN** KTM	**11** 1'50.019 **12 Filip SALAC** KTM	**12** 1'50.127 **29 Billy VAN EERDE** KTM
5	**13** 1'50.152 **40 Sean KELLY** KTM	**14** 1'50.153 **53 Deniz ÖNCÜ** KTM	**15** 1'50.424 **11 Dan JONES** KTM
6	**16** 1'50.500 **22 Peetu PAAVILAINEN** KTM	**17** 1'50.563 **30 Max COOK** KTM	**18** 1'50.723 **19 Sasha DE VITS** KTM
7	**19** 1'50.771 **7 Barry BALTUS** KTM	**20** 1'50.896 **3 Pasquale ALFANO** KTM	**21** 1'56.192 **44 Nicolas HERNANDEZ** KTM

The results are provisional until the end of the limit for protest and appeals and until the ratification of the Event Management Committee.

Time limit for protest expires 60' at the latest after publication of the results - Mr. ..... Time: .....

DORNA DATA PROCESSING TIMING SERVICE DORNA DATA PROCESSING TIMING SERVICE DORNA DATA PROCESSING TIMING SERVICE DORNA DATA PROCESSING TIMING SERVICE DORNA DATA PROCESSING TIMING SERVICE DORNA DATA PROCESSING TIMING SERVICE DORNA DATA PROCESSING TIMING SERVICE DORNA DATA PROCCEESSS

Spielberg, Friday, August 10, 2018

ed Bull Ring - Spielber

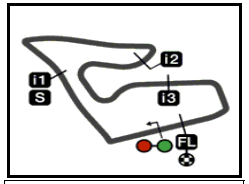

4318 m.

Results and timing service provided by TISSOT

RookiesCup

EYETIME MOTORRAD GRAND PRIX VON ÖSTERREICH

Qualifying Practice

Best Partial Times

IT *Ideal Lap Time, sum of the best partial times* ***BT*** *Best Lap Time*

T1			T2			T3			T4		
Pos	Rider	Time	Rider	Time		Rider	Time		Rider	Time	
1	X.ARTIGAS	23.782	R.YAMANAKA	34.061		A.CARRASCO	29.649		M.KAWAKAMI	20.510	
2	**R.YAMANAKA**	**23.805**	**S.GARCIA**	**34.089**		**Y.KUNII**	**29.738**		**X.ARTIGAS**	**20.679**	
3	D.ÖNCÜ	23.952	Y.KUNII	34.124		M.KAWAKAMI	29.819		A.CARRASCO	20.684	
4	**P.PAAVILAINEN**	**23.982**	**X.ARTIGAS**	**34.181**		**R.YAMANAKA**	**29.839**		**R.YAMANAKA**	**20.702**	
5	C.TATAY	23.990	S.JESPERSEN	34.299		C.ÖNCÜ	29.922		G.SALIM	20.925	
6	**B.VAN EERDE**	**24.030**	**C.TATAY**	**34.322**		**G.SALIM**	**29.923**		**S.GARCIA**	**20.963**	
7	G.SALIM	24.040	M.KAWAKAMI	34.340		X.ARTIGAS	29.945		B.BALTUS	20.999	
8	**P.ALFANO**	**24.041**	**C.ÖNCÜ**	**34.391**		**S.GARCIA**	**29.996**		**F.SALAC**	**21.006**	
9	A.CARRASCO	24.044	A.CARRASCO	34.409		B.VAN EERDE	30.058		C.ÖNCÜ	21.030	
10	**S.GARCIA**	**24.045**	**F.SALAC**	**34.427**		**B.BALTUS**	**30.090**		**B.VAN EERDE**	**21.050**	
11	M.KAWAKAMI	24.077	S.KELLY	34.473		D.ÖNCÜ	30.092		S.KELLY	21.062	
12	**S.DE VITS**	**24.092**	**G.SALIM**	**34.500**		**S.KELLY**	**30.136**		**S.DE VITS**	**21.077**	
13	Y.KUNII	24.096	M.COOK	34.658		D.JONES	30.151		Y.KUNII	21.086	
14	**F.SALAC**	**24.120**	**P.ALFANO**	**34.659**		**P.PAAVILAINEN**	**30.164**		**C.TATAY**	**21.091**	
15	D.JONES	24.173	S.DE VITS	34.688		F.SALAC	30.202		S.JESPERSEN	21.099	
16	**C.ÖNCÜ**	**24.195**	**D.JONES**	**34.743**		**S.JESPERSEN**	**30.224**		**D.ÖNCÜ**	**21.151**	
17	A.HUERTAS	24.210	D.ÖNCÜ	34.866		S.DE VITS	30.261		D.JONES	21.181	
18	**M.COOK**	**24.238**	**B.VAN EERDE**	**34.923**		**P.ALFANO**	**30.332**		**P.ALFANO**	**21.213**	
19	S.KELLY	24.248	B.BALTUS	34.959		M.COOK	30.398		P.PAAVILAINEN	21.250	
20	**S.JESPERSEN**	**24.275**	**P.PAAVILAINEN**	**34.977**		**C.TATAY**	**30.415**		**M.COOK**	**21.255**	
21	B.BALTUS	24.427	A.HUERTAS	35.046		A.HUERTAS	30.970		A.HUERTAS	21.395	
22	**N.HERNANDEZ**	**25.030**	**N.HERNANDEZ**	**36.469**		**N.HERNANDEZ**	**32.380**		**N.HERNANDEZ**	**22.241**	

Pos	Rider	IT	BT	
1	**R.YAMANAKA**	1'48.407	1'48.543	(1)
2	**X.ARTIGAS**	1'48.587	1'48.639	(2)
3	**M.KAWAKAMI**	1'48.746	1'48.746	(3)
4	**A.CARRASCO**	1'48.786	1'49.146	(4)
5	**Y.KUNII**	1'49.044	1'49.274	(5)
6	**S.GARCIA**	1'49.093	1'49.292	(6)
7	**G.SALIM**	1'49.388	1'49.388	(7)
8	**C.ÖNCÜ**	1'49.538	1'49.862	(8)
9	**F.SALAC**	1'49.755	1'50.019	(11)
10	**C.TATAY**	1'49.818	1'49.877	(9)
11	**S.JESPERSEN**	1'49.897	1'49.897	(10)
12	**S.KELLY**	1'49.919	1'50.152	(13)
13	**B.VAN EERDE**	1'50.061	1'50.127	(12)
13	**D.ÖNCÜ**	1'50.061	1'50.153	(14)
15	**S.DE VITS**	1'50.118	1'50.723	(18)
16	**P.ALFANO**	1'50.245	1'50.896	(20)
17	**D.JONES**	1'50.248	1'50.424	(15)
18	**P.PAAVILAINE**	1'50.373	1'50.500	(16)
19	**B.BALTUS**	1'50.475	1'50.771	(19)
20	**M.COOK**	1'50.549	1'50.563	(17)
21	**A.HUERTAS**	1'51.621	1'51.856	(21)
22	**N.HERNANDE**	1'56.120	1'56.192	(22)

DORNA DATA PROCESSING .TIMING SERVICE DORNA DATA PROCESSING TIMING SERVICE DORNA DATA PROCESSING TIMING SERVICE DORNA DATA PROCESSING TIMING SERVICE DORNA DATA PROCESSING TIMING SERVICE DORNA DATA PROCESSING TIMING SERVICE DORNA DATA PROCESSING TIMING SERVICE DORNA DATA PROCCEESSS

ed Bull Ring - Spielber

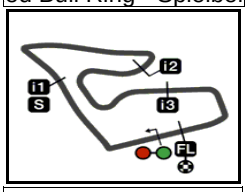

4318 m.

Results and timing service provided by TISSOT

RookiesCup

EYETIME MOTORRAD GRAND PRIX VON ÖSTERREICH

Qualifying Practice

Fastest Laps Sequence

Practice Time		Rider	Nation	Motorcycle	Time	Km/h	Rider's Lap
4'03.601	7	**Barry BALTUS**	BEL	KTM	**1'56.345**	133.6	2
4'04.400	6	**Ryusei YAMANAKA**	JPN	KTM	**1'54.428**	135.8	2
4'07.718	19	**Sasha DE VITS**	BEL	KTM	**1'54.127**	136.2	2
4'07.899	83	**Meikon KAWAKAMI**	BRA	KTM	**1'53.666**	136.7	2
4'12.734	28	**Adrian CARRASCO**	SPA	KTM	**1'52.210**	138.5	2
7'51.192	83	**Meikon KAWAKAMI**	BRA	KTM	**1'50.772**	140.3	4
9'49.013	43	**Steward GARCIA**	COL	KTM	**1'50.536**	140.6	5
9'49.661	24	**Xavier ARTIGAS**	SPA	KTM	**1'50.193**	141.0	5
11'33.345	83	**Meikon KAWAKAMI**	BRA	KTM	**1'50.101**	141.1	6
11'39.113	43	**Steward GARCIA**	COL	KTM	**1'50.100**	141.1	6
15'16.729	83	**Meikon KAWAKAMI**	BRA	KTM	**1'50.064**	141.2	8
16'40.879	28	**Adrian CARRASCO**	SPA	KTM	**1'49.872**	141.4	7
17'06.035	83	**Meikon KAWAKAMI**	BRA	KTM	**1'49.306**	142.2	9
17'11.805	6	**Ryusei YAMANAKA**	JPN	KTM	**1'49.158**	142.4	9
22'41.622	24	**Xavier ARTIGAS**	SPA	KTM	**1'49.077**	142.5	12
24'46.549	6	**Ryusei YAMANAKA**	JPN	KTM	**1'48.626**	143.1	13
26'35.092	6	**Ryusei YAMANAKA**	JPN	KTM	**1'48.543**	143.2	14

DORNA DATA PROCESSING ,TIMING SERVICE DORNA DATA PROCESSING TIMING SERVICE DORNA DATA PROCESSING TIMING SERVICE DORNA DATA PROCESSING TIMING SERVICE DORNA DATA PROCESSING TIMING SERVICE DORNA DATA PROCESSING TIMING SERVICE DORNA DATA PROCESSING TIMING SERVICE DORNA DATA PROCCEESSS

Spielberg, Friday, August 10, 2018