

NOLAN Portuguese Round, 14 - 16 September 2018

World Supersport - Results Race

Laps 16 = 73,472 Km - Time of Race 28'12.829 - Avg. 156,247 km/h

Pos	Race	Grid	No. Rider	Nat	Team	Bike	Class	LL	Gap	Fastest Lap	Speed	Qualifying		Ranking		
												Time	Speed	R	Tot	Pos
1	1	144	L. MAHIAS	FRA	GRT Yamaha Official WorldSSP Team	Yamaha YZF R6		16		1'45.220	280,0	1'44.588	271,6	25	160	3
2	2	64	F. CARICASULO	ITA	GRT Yamaha Official WorldSSP Team	Yamaha YZF R6		16	2.921	1'45.391	285,9	1'44.813	270,9	20	127	5
3	7	111	K. SMITH	GBR	CIA Landlord Insurance Honda	Honda CBR600RR		16	8.705	1'45.568	277,1	1'45.884	270,9	16	72	8
4	5	3	R. DE ROSA	ITA	MV Agusta Reparto Corse by Vamag	MV Agusta F3 675		16	9.120	1'45.716	276,4	1'45.295	267,6	13	125	6
5	6	21	R. KRUMMENACHER	SUI	BARDAHL Evan Bros. WorldSSP Team	Yamaha YZF R6		16	12.502	1'45.999	278,6	1'45.578	269,6	11	148	4
6	3	11	S. CORTESE	GER	Kallio Racing	Yamaha YZF R6		16	23.340	1'45.493	285,9	1'44.899	274,3	10	188	1
7	10	38	H. SOOMER	EST	Racedays	Honda CBR600RR		16	25.526	1'46.652	280,0	1'46.418	266,9	9	29	15
8	8	86	A. BADOVINI	ITA	MV Agusta Reparto Corse by Vamag	MV Agusta F3 675		16	26.708	1'46.633	273,6	1'46.068	267,6	8	44	11
9	15	36	T. GRADINGER	AUT	NRT	Yamaha YZF R6		16	27.925	1'46.427	285,2	1'47.185	277,1	7	73	7
10	9	78	H. OKUBO	JPN	Kawasaki Puccetti Racing	Kawasaki ZX-6R		16	27.930	1'46.568	280,0	1'46.311	274,3	6	39	12
11	13	98	H. BARBERA	ESP	Kawasaki Puccetti Racing	Kawasaki ZX-6R		16	32.783	1'46.531	277,8	1'46.588	275,0	5	18	18
12	12	81	L. STAPLEFORD	GBR	Profile Racing	Yamaha YZF R6		16	34.551	1'46.863	277,8	1'48.084	264,3	3	55	9
13	22	70	M. PONS	ESP	H43 Team NOBBY DENSO	Kawasaki ZX-6R		16	43.344	1'47.830	281,5	1'48.149	266,9	2	2	31
14	16	74	J. VAN SIKKELERUS	NED	GEMAR Team Lorini	Honda CBR600RR		16	47.128	1'47.597	270,9	1'47.397	265,6	1	1	36
15	24	88	C. STANGE	GER	Team GoEleven Kawasaki	Kawasaki ZX-6R		16	48.194	1'47.802	276,4	1'48.499	268,9	2	30	
16	20	49	S. HORNSEY	GBR	Profile Racing	Triumph Daytona 675		16	56.357	1'48.216	268,9	1'47.885	263,6			
17	25	34	J. ITURRIOZ	ARG	Team GoEleven Kawasaki	Kawasaki ZX-6R		16	1'00.797	1'48.734	268,9	1'48.651	264,3			
18	26	50	K. NAGAO	JPN	Kawasaki Puccetti Racing	Kawasaki ZX-6R		16	1'01.017	1'48.746	272,3	1'48.710	265,6			
19	21	15	A. COPPOLA	ITA	GRT Yamaha Official WorldSSP Junior Team	Yamaha YZF R6	ESS	16	1'01.034	1'48.213	268,9	1'47.987	270,2	2	32	
-----Not Classified-----																
NC	14	39	B. QUERO MARTINEZ	ESP	EMPERADOR Racing Team	Yamaha YZF R6		16	34.226	1'46.388	280,0	1'46.729	262,4	4	4	26
RET	18	77	W. TESSELS	NED	Chromeburner Wayne's Raceteam Mtm	Kawasaki ZX-6R	ESS	16	1'03.396	1'47.295	275,7	1'47.435	269,6	2	33	
RET	11	6	C. PEROLARI	FRA	GMT94 Yamaha	Yamaha YZF R6		13	3 Laps	1'46.832	275,0	1'46.540	266,2		26	17
RET	23	10	N. CALERO	ESP	Orelac Racing VerdNatura	Kawasaki ZX-6R		12	4 Laps	1'48.996	268,9	1'48.215	266,2			
RET	28	12	A. MURLEY	GBR	GEMAR Team Lorini	Honda CBR600RR		10	6 Laps	1'51.765	262,4	1'51.529	255,6			
RET	27	75	I. LOPES	POR	ENI_Motor 7_Pequeno Motos	Yamaha YZF R6		7	9 Laps	1'48.500	264,3	1'49.444	260,5			
RET	17	56	P. SEBESTYEN	HUN	CIA Landlord Insurance Honda	Honda CBR600RR		5	11 Laps	1'47.001	278,6	1'47.408	269,6		3	29
RET	4	16	J. CLUZEL	FRA	NRT	Yamaha YZF R6		1	15 Laps		278,6	1'45.094	278,6		183	2
-----Disqualified-----																
DSQ	19	47	R. HARTOG	NED	Team Hartog - Against Cancer	Kawasaki ZX-6R	ESS	16	34.451	1'47.107	275,0	1'47.712	270,2		27	16

AIR	Humidity:	54%	Temp:	28°C
TRACK	Condition:	Dry	Temp:	40°C

Records	Pole (QP)	2015	J.Cluzel	1'44.554	158,11 Km/h
	Race (RC)	2010	M.Pirro	1'45.180	157,17 Km/h
	Circuit (QP)	2015	J.Cluzel	1'44.554	158,11 Km/h
Race Fastest Lap	Lap 2		L.Mahias	1'45.220	157,11 Km/h

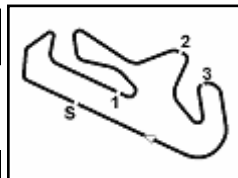
LAP LEADERS				
No. Rider	From	To	Laps	Total
16 J. CLUZEL	1	1	1	1
144 L. MAHIAS	2	16	15	15

TOTAL LEADER LAPS	
No. Rider	Laps
16 J. CLUZEL	72
144 L. MAHIAS	29
11 S. CORTESE	24
64 F. CARICASULO	18
21 R. KRUMMENACHER	5

16/09/2018 13:46 14:24 The results are provisional until the end of the time limit for protests and appeals and the completion of the technical checks.

These data/results cannot be reproduced, stored and/or transmitted in whole or in part by any manner of electronic, mechanical, photocopying, recording, broadcasting or otherwise now known or herein after developed without the previous express consent by the copyright owner, except for reproduction in daily press and regular printed publications on sale to the public within 60 days of the event related to those data/results and always provided that copyright symbol appears together as follows below.

© DORNA WSBK ORGANIZATION Srl 2018



NOLAN Portuguese Round, 14 - 16 September 2018

World Supersport - Results Race

Race Highlights

Time	No. Rider	Description
13.43.04		Warm-up Lap Start
13.43.36	15 Coppola	Will start from Pit Lane (exceeding engine allocation)
13.46.36		Start
13.48.13		No Jump Start
13.48.29	36 Gradinger	On Asphalt - Turn 1
13.48.43	11 Cortese	Crashed - Turn 5
13.48.43	16 Cluzel	Crashed - Turn 5
13.48.53	11 Cortese	Re-joined
13.50.37	16 Cluzel	Out
13.55.39	56 Sebestyen	Crashed - Turn 1
13.56.00	56 Sebestyen	Out
14.00.49	75 Lopes	Technical Problem - Turn 12
14.03.42	75 Lopes	Out
14.05.34	12 Murley	Crashed - Turn 3
14.06.03	12 Murley	Out
14.08.24	6 Perolari	Technical Problem
14.08.31	10 Calero	Entered Pits
14.09.50	10 Calero	Retired
14.10.05	6 Perolari	Entered Pits
14.10.45	6 Perolari	Retired
14.15.24	77 Tessels	Entered Pits
14.15.58	39 Quero Martinez	Under Investigation
14.16.25	47 Hartog	Crashed - Turn 11
14.16.25	39 Quero Martinez	Crashed - Turn 11
14.16.54	47 Hartog	Re-joined
14.17.01	144 Mahias	Technical Problem
14.17.22		RED FLAG
14.19.50	47 Hartog	Under Investigation
14.21.04	77 Tessels	Out
14.21.36	39 Quero Martinez	Out
14.24.18		Results confirmed
14.24.32		End Of Session
14.27.46		WorldSSP Winning Manufacturer: Yamaha
14.32.17	39 Quero Martinez	Not Classified

Start End The results are provisional until the end of the time limit for protests and appeals
 16/09/2018 13:46 14:24 and the completion of the technical checks.

These data/results cannot be reproduced, stored and/or transmitted in whole or in part by any manner of electronic, mechanical, photocopying, recording, broadcasting or otherwise now known or herein after developed without the previous express consent by the copyright owner, except for reproduction in daily press and regular printed publications on sale to the public within 60 days of the event related to those data/results and always provided that copyright symbol appears together as follows below.

© DORNA WSBK ORGANIZATION Srl 2018

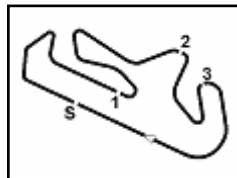
FIKR PERUGIA TIMING



Official Tyre Supplier



Official Timekeeper



Portimao 4.592 m

NOLAN Portuguese Round, 14 - 16 September 2018
World Supersport - Lap Chart Race

	Lap															
	1	2	3	4	5	6	7	8	9	10	11	12	13	14	15	16
1	16	144	144	144	144	144	144	144	144	144	144	144	144	144	144	144
2	144	64	64	64	64	64	64	64	64	64	64	64	64	64	64	64
3	11	3	3	3	3	3	3	3	3	3	3	3	3	3	111	111
4	3	111	111	111	111	111	111	111	111	111	111	111	111	111	3	3
5	64	6	21	21	21	21	21	21	21	21	21	21	21	21	21	21
6	111	21	6	6	86	86	86	86	38	38	11	11	11	11	11	11
7	6	78	78	86	6	6	38	38	86	11	38	38	38	38	38	38
8	78	86	86	78	38	78	6	78	11	86	86	86	86	86	86	86
9	21	38	38	38	78	38	78	6	78	78	78	78	78	78	78	36
10	86	98	98	98	39	39	39	39	6	6	36	36	36	36	36	78
11	38	39	39	39	98	98	98	11	98	36	6	98	98	98	98	98
12	36	81	81	81	81	81	36	98	39	98	98	6	39	39	39	39
13	98	47	47	36	36	36	11	81	36	39	47	47	47	47	47	47
14	81	56	56	47	47	11	81	47	47	39	39	81	81	81	81	81
15	39	77	36	56	56	47	47	36	81	81	81	81	77	70	70	70
16	47	36	77	77	77	77	77	77	77	77	77	77	70	74	74	74
17	77	70	70	11	11	70	70	70	70	70	70	70	88	88	88	88
18	56	88	88	70	70	88	74	74	74	74	74	88	74	77	77	49
19	50	74	74	88	74	74	88	88	88	88	88	74	49	49	49	34
20	88	75	11	74	88	75	34	49	34	49	49	49	34	34	34	50
21	70	50	75	75	75	34	49	34	49	34	34	34	15	15	15	15
22	74	34	34	34	34	49	50	50	50	50	50	15	50	50	50	77
23	75	49	50	50	50	50	15	15	15	15	15	50	6			
24	49	10	49	10	49	10	10	10	10	10	10	10	10			
25	34	11	10	49	10	15	75	12	12	12						
26	10	15	15	15	15	12	12									
27	12	12	12	12												
28	15															

Final Result			
1	144	L. MAHIAS	Laps 16
2	64	F. CARICASULO	2.921
3	111	K. SMITH	8.705
4	3	R. DE ROSA	9.120
5	21	R. KRUMMENACHER	12.502
6	11	S. CORTESE	23.340
7	38	H. SOOMER	25.526
8	86	A. BADOVINI	26.708
9	36	T. GRADINGER	27.925
10	78	H. OKUBO	27.930
11	98	H. BARBERA	32.783
12	81	L. STAPLEFORD	34.551
13	70	M. PONS	43.344
14	74	J. VAN SIKKELERUS	47.128
15	88	C. STANGE	48.194
16	49	S. HORNSEY	56.357
17	34	J. ITURRIOZ	1'00.797
18	50	K. NAGAO	1'01.017
19	15	A. COPPOLA	1'01.034
NC	39	B. QUERO MARTINEZ	34.226
RET	77	W. TESSELS	1'03.396
RET	6	C. PEROLARI	3 Laps
RET	10	N. CALERO	4 Laps
RET	12	A. MURLEY	6 Laps
RET	75	I. LOPES	9 Laps
RET	56	P. SEBESTYEN	11 Laps
RET	16	J. CLUZEL	15 Laps
DSQ	47	R. HARTOG	34.451

16/09/2018

These data/results cannot be reproduced, stored and/or transmitted in whole or in part by any manner of electronic, mechanical, photocopying, recording, broadcasting or otherwise now known or herein after developed without the previous express consent by the copyright owner, except for reproduction in daily press and regular printed publications on sale to the public within 60 days of the event related to those data/results and always provided that copyright symbol appears together as follows below.

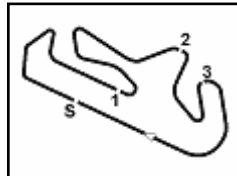
© DORNA WSBK ORGANIZATION Srl 2018

FCR PERUGIA TIMING


Official Tyre Supplier



Official Timekeeper



NOLAN Portuguese Round, 14 - 16 September 2018

World Supersport - Lap Chart Race

Portimao 4.592 m

2 / 4

Lap 1	
1	16 J.Cluzel 13:47'58.052
2	144 L.Mahias 0.089
3	11 S.Cortese 0.476
4	3 R.De Rosa 0.777
5	64 F.Caricasulo 0.892
6	111 K.Smith 1.204
7	6 C.Perolari 1.656
8	78 H.Okubo 2.291
9	21 R.Krummenacher 2.351
10	86 A.Badovini 2.393
11	38 H.Soomer 2.763
12	36 T.Gradinger 2.785
13	98 H.Barbera 3.709
14	81 L.Stapleford 4.114
15	39 B.Quero Martinez 4.356
16	47 R.Hartog 4.436
17	77 W.Tessels 4.740
18	56 P.Sebestyen 5.134
19	50 K.Nagao 6.353
20	88 C.Stange 6.405
21	70 M.Pons 6.434
22	74 J.van Sikkelerus 6.726
23	75 I.Lopes 7.192
24	49 S.Hornsey 7.308
25	34 J.Iturriz 7.332
26	10 N.Calero 7.893
27	12 A.Murley 9.074
28	15 A.Coppola 11.949

15	36 T.Gradinger 8.873
16	77 W.Tessels 9.560
17	70 M.Pons 11.534
18	88 C.Stange 12.088
19	74 J.van Sikkelerus 13.465
20	11 S.Cortese 13.507
21	75 I.Lopes 14.511
22	34 J.Iturriz 15.119
23	50 K.Nagao 16.260
24	49 S.Hornsey 16.423
25	10 N.Calero 16.546
26	15 A.Coppola 19.018
27	12 A.Murley 22.461

Lap 4	
1	144 L.Mahias 13:53'14.336
2	64 F.Caricasulo 1.339
3	3 R.De Rosa 2.208
4	111 K.Smith 2.525
5	21 R.Krummenacher 4.352
6	6 C.Perolari 6.782
7	86 A.Badovini 6.999
8	78 H.Okubo 7.144
9	38 H.Soomer 7.244
10	98 H.Barbera 7.691
11	39 B.Quero Martinez 8.660
12	81 L.Stapleford 9.250
13	36 T.Gradinger 10.930
14	47 R.Hartog 10.994
15	56 P.Sebestyen 11.203
16	77 W.Tessels 11.791
17	11 S.Cortese 13.808
18	70 M.Pons 13.839
19	88 C.Stange 15.183
20	74 J.van Sikkelerus 15.537
21	75 I.Lopes 17.780
22	34 J.Iturriz 19.049
23	50 K.Nagao 19.671
24	10 N.Calero 20.017
25	49 S.Hornsey 20.065
26	15 A.Coppola 21.706
27	12 A.Murley 28.701

Lap 5	
1	144 L.Mahias 13:55'00.085
2	64 F.Caricasulo 1.321
3	3 R.De Rosa 2.175
4	111 K.Smith 2.921
5	21 R.Krummenacher 4.976
6	86 A.Badovini 9.175
7	6 C.Perolari 9.334
8	38 H.Soomer 9.385
9	78 H.Okubo 9.465
10	39 B.Quero Martinez 10.018
11	98 H.Barbera 10.168
12	81 L.Stapleford 10.920
13	36 T.Gradinger 11.608
14	47 R.Hartog 12.725
15	56 P.Sebestyen 12.836
16	77 W.Tessels 13.425
17	11 S.Cortese 13.552
18	70 M.Pons 16.047
19	74 J.van Sikkelerus 18.143
20	88 C.Stange 18.302
21	75 I.Lopes 20.531
22	34 J.Iturriz 22.375
23	50 K.Nagao 23.584
24	49 S.Hornsey 23.666
25	10 N.Calero 24.336
26	15 A.Coppola 24.533
27	12 A.Murley 35.382

Lap 6	
1	144 L.Mahias 13:56'45.862
2	64 F.Caricasulo 1.253

3	3 R.De Rosa 2.356
4	111 K.Smith 3.046
5	21 R.Krummenacher 5.579
6	86 A.Badovini 10.523
7	6 C.Perolari 11.570
8	78 H.Okubo 11.763
9	38 H.Soomer 11.861
10	39 B.Quero Martinez 12.461
11	98 H.Barbera 12.536
12	81 L.Stapleford 13.079
13	36 T.Gradinger 13.087
14	11 S.Cortese 13.787
15	47 R.Hartog 14.583
16	77 W.Tessels 15.375
17	70 M.Pons 18.762
18	88 C.Stange 21.035
19	74 J.van Sikkelerus 21.357
20	75 I.Lopes 24.128
21	34 J.Iturriz 25.896
22	49 S.Hornsey 26.250
23	50 K.Nagao 26.741
24	10 N.Calero 27.731
25	15 A.Coppola 27.783
26	12 A.Murley 42.507

Lap 7	
1	144 L.Mahias 13:58'31.545
2	64 F.Caricasulo 1.339
3	3 R.De Rosa 2.443
4	111 K.Smith 3.405
5	21 R.Krummenacher 6.041
6	86 A.Badovini 12.010
7	38 H.Soomer 12.830
8	6 C.Perolari 13.905
9	78 H.Okubo 14.104
10	39 B.Quero Martinez 14.251
11	98 H.Barbera 14.506
12	36 T.Gradinger 14.626
13	11 S.Cortese 14.774
14	81 L.Stapleford 15.602
15	47 R.Hartog 16.007
16	77 W.Tessels 16.987
17	70 M.Pons 21.047
18	74 J.van Sikkelerus 23.827
19	88 C.Stange 24.323
20	34 J.Iturriz 29.017
21	49 S.Hornsey 29.201
22	50 K.Nagao 30.050
23	15 A.Coppola 30.450
24	10 N.Calero 31.757
25	75 I.Lopes 38.668
26	12 A.Murley 49.435

Lap 8	
1	144 L.Mahias 14:00'17.329
2	64 F.Caricasulo 1.293
3	3 R.De Rosa 2.513
4	111 K.Smith 3.966
5	21 R.Krummenacher 6.543
6	86 A.Badovini 13.859
7	38 H.Soomer 14.092
8	78 H.Okubo 15.376
9	6 C.Perolari 15.986
10	39 B.Quero Martinez 16.191
11	11 S.Cortese 16.224
12	98 H.Barbera 16.645
13	81 L.Stapleford 17.250
14	47 R.Hartog 17.453
15	36 T.Gradinger 17.617
16	77 W.Tessels 19.110
17	70 M.Pons 23.634
18	74 J.van Sikkelerus 26.271
19	88 C.Stange 26.604
20	49 S.Hornsey 32.407
21	34 J.Iturriz 32.531

Lap 9	
1	144 L.Mahias 14:02'02.945
2	64 F.Caricasulo 1.171
3	3 R.De Rosa 3.021
4	111 K.Smith 4.673
5	21 R.Krummenacher 7.552
6	38 H.Soomer 15.872
7	86 A.Badovini 16.058
8	11 S.Cortese 17.181
9	78 H.Okubo 17.187
10	6 C.Perolari 18.239
11	98 H.Barbera 18.583
12	39 B.Quero Martinez 19.092
13	36 T.Gradinger 19.142
14	47 R.Hartog 19.668
15	81 L.Stapleford 19.689
16	77 W.Tessels 22.007
17	70 M.Pons 26.228
18	74 J.van Sikkelerus 28.643
19	88 C.Stange 28.936
20	34 J.Iturriz 36.646
21	49 S.Hornsey 36.739
22	50 K.Nagao 36.980
23	15 A.Coppola 37.387
24	10 N.Calero 41.624
25	12 A.Murley 1'02.374

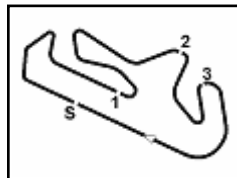
Lap 10	
1	144 L.Mahias 14:03'48.715
2	64 F.Caricasulo 1.309
3	3 R.De Rosa 3.532
4	111 K.Smith 5.307
5	21 R.Krummenacher 8.123
6	38 H.Soomer 17.780
7	11 S.Cortese 17.859
8	86 A.Badovini 17.892
9	78 H.Okubo 19.479
10	6 C.Perolari 21.178
11	36 T.Gradinger 21.182
12	98 H.Barbera 21.350
13	39 B.Quero Martinez 21.471
14	47 R.Hartog 21.901
15	81 L.Stapleford 22.870
16	77 W.Tessels 24.951
17	70 M.Pons 28.595
18	74 J.van Sikkelerus 30.683
19	88 C.Stange 30.968
20	49 S.Hornsey 39.696
21	34 J.Iturriz 40.277
22	50 K.Nagao 40.879
23	15 A.Coppola 41.255
24	10 N.Calero 47.360
25	12 A.Murley 1'08.784

Lap 11	
1	144 L.Mahias 14:05'34.428
2	64 F.Caricasulo 1.212
3	3 R.De Rosa 4.391
4	111 K.Smith 5.836
5	21 R.Krummenacher 8.945
6	11 S.Cortese 19.112
7	38 H.Soomer 19.487
8	86 A.Badovini 19.723
9	78 H.Okubo 21.356
10	36 T.Gradinger 22.391
11	6 C.Perolari 23.559
12	98 H.Barbera 23.709
13	47 R.Hartog 23.919
14	39 B.Quero Martinez 24.566
15	81 L.Stapleford 24.639

16/09/2018

These data/results cannot be reproduced, stored and/or transmitted in whole or in part by any manner of electronic, mechanical, photocopying, recording, broadcasting or otherwise now known or herein after developed without the previous express consent by the copyright owner, except for reproduction in daily press and regular printed publications on sale to the public within 60 days of the event related to those data/results and always provided that copyright symbol appears together as follows below.

© DORNA WSBK ORGANIZATION Srl 2018



Portimao 4.592 m

3 / 4

NOLAN Portuguese Round, 14 - 16 September 2018

World Supersport - Lap Chart Race

16	77	W.Tessels	28.042	14	81	L.Stapleford	30.983
17	70	M.Pons	31.232	15	70	M.Pons	37.722
18	74	J.van Sikkelerus	32.980	16	74	J.van Sikkelerus	42.201
19	88	C.Stange	33.128	17	88	C.Stange	43.173
20	49	S.Hornsey	42.670	18	77	W.Tessels	43.179
21	34	J.Iturrioz	43.298	19	49	S.Hornsey	50.765
22	50	K.Nagao	43.912	20	34	J.Iturrioz	53.144
23	15	A.Coppola	44.177	21	15	A.Coppola	53.341
24	10	N.Calero	55.472	22	50	K.Nagao	53.615

Lap 12

1	144	L.Mahias	14:07'20.241
2	64	F.Caricasulo	1.326
3	3	R.De Rosa	5.456
4	111	K.Smith	6.506
5	21	R.Krummenacher	10.085
6	11	S.Cortese	20.097
7	38	H.Soomer	20.727
8	86	A.Badovini	21.038
9	78	H.Okubo	22.798
10	36	T.Gradinger	23.295
11	98	H.Barbera	25.233
12	6	C.Perolari	25.772
13	47	R.Hartog	26.029
14	39	B.Quero Martinez	26.353
15	81	L.Stapleford	27.095
16	77	W.Tessels	31.752
17	70	M.Pons	33.474
18	88	C.Stange	36.097
19	74	J.van Sikkelerus	36.493
20	49	S.Hornsey	45.778
21	34	J.Iturrioz	46.415
22	15	A.Coppola	46.840
23	50	K.Nagao	47.292
24	10	N.Calero	1'14.803

Lap 15

1	144	L.Mahias	14:12'37.890
2	64	F.Caricasulo	1.999
3	111	K.Smith	7.838
4	3	R.De Rosa	8.340
5	21	R.Krummenacher	11.912
6	11	S.Cortese	22.387
7	38	H.Soomer	23.956
8	86	A.Badovini	24.795
9	78	H.Okubo	26.242
10	36	T.Gradinger	26.394
11	98	H.Barbera	30.795
12	39	B.Quero Martinez	31.556
13	47	R.Hartog	32.449
14	81	L.Stapleford	32.721
15	70	M.Pons	40.294
16	74	J.van Sikkelerus	44.597
17	88	C.Stange	45.560
18	77	W.Tessels	49.504
19	49	S.Hornsey	53.657
20	34	J.Iturrioz	56.684
21	15	A.Coppola	56.690
22	50	K.Nagao	56.938

Lap 16

1	144	L.Mahias	14:14'23.754
2	64	F.Caricasulo	2.921
3	111	K.Smith	8.705
4	3	R.De Rosa	9.120
5	21	R.Krummenacher	12.502
6	11	S.Cortese	23.340
7	38	H.Soomer	25.526
8	86	A.Badovini	26.708
9	36	T.Gradinger	27.925
10	78	H.Okubo	27.930
11	98	H.Barbera	32.783
12	39	B.Quero Martinez	34.226
13	47	R.Hartog	34.451
14	81	L.Stapleford	34.551
15	70	M.Pons	43.344
16	74	J.van Sikkelerus	47.128
17	88	C.Stange	48.194
18	49	S.Hornsey	56.357
19	34	J.Iturrioz	1'00.797
20	50	K.Nagao	1'01.017
21	15	A.Coppola	1'01.034
22	77	W.Tessels	1'03.396

Lap 13

1	144	L.Mahias	14:09'06.126
2	64	F.Caricasulo	1.312
3	3	R.De Rosa	6.419
4	111	K.Smith	6.787
5	21	R.Krummenacher	10.598
6	11	S.Cortese	20.738
7	38	H.Soomer	21.836
8	86	A.Badovini	22.119
9	78	H.Okubo	23.598
10	36	T.Gradinger	24.393
11	98	H.Barbera	27.429
12	39	B.Quero Martinez	27.933
13	47	R.Hartog	28.561
14	81	L.Stapleford	29.867
15	77	W.Tessels	35.410
16	70	M.Pons	35.425
17	88	C.Stange	39.155
18	74	J.van Sikkelerus	39.421
19	49	S.Hornsey	48.109
20	34	J.Iturrioz	50.020
21	15	A.Coppola	50.501
22	50	K.Nagao	50.690
23	6	C.Perolari	1'02.674

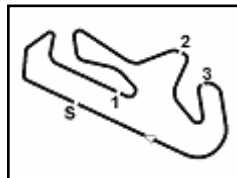
Lap 14

1	144	L.Mahias	14:10'52.010
2	64	F.Caricasulo	1.564
3	3	R.De Rosa	7.261
4	111	K.Smith	7.328
5	21	R.Krummenacher	11.241
6	11	S.Cortese	21.358
7	38	H.Soomer	22.864
8	86	A.Badovini	23.541
9	78	H.Okubo	24.972
10	36	T.Gradinger	25.267
11	98	H.Barbera	28.709
12	39	B.Quero Martinez	30.012
13	47	R.Hartog	30.654

16/09/2018

These data/results cannot be reproduced, stored and/or transmitted in whole or in part by any manner of electronic, mechanical, photocopying, recording, broadcasting or otherwise now known or herein after developed without the previous express consent by the copyright owner, except for reproduction in daily press and regular printed publications on sale to the public within 60 days of the event related to those data/results and always provided that copyright symbol appears together as follows below.

© DORNA WSBK ORGANIZATION Srl 2018



Portimao 4.592 m

4 / 4

NOLAN Portuguese Round, 14 - 16 September 2018

World Supersport - Lap Chart Race

Race Pace Comparison

	144 Mah	64 Car	111 Smi	3 DeR	21 Kru	11 Cor	38 Soo	86 Bad	36 Gra	78 Oku	98 Bar	81 Sta	70 Pon	74 vSk
1	1'47.216	1'48.019	1'48.331	1'47.904	1'49.478	1'47.603	1'49.890	1'49.520	1'49.912	1'49.418	1'50.836	1'51.241	1'53.561	1'53.853
2	1'45.220	1'45.520	1'45.568	1'45.976	1'46.143	1'57.416	1'47.085	1'47.367	1'49.787	1'47.384	1'46.689	1'47.630	1'47.899	1'48.514
3	1'45.450	1'45.391	1'46.232	1'45.862	1'46.143	1'46.374	1'46.985	1'46.633	1'47.060	1'46.568	1'46.531	1'46.927	1'47.960	1'48.984
4	1'45.525	1'45.820	1'45.805	1'45.877	1'45.999	1'45.826	1'46.695	1'46.890	1'47.582	1'47.185	1'47.046	1'46.863	1'47.830	1'47.597
5	1'45.749	1'45.731	1'46.145	1'45.716	1'46.373	1'45.493	1'47.890	1'47.925	1'46.427	1'48.070	1'48.226	1'47.419	1'47.957	1'48.355
6	1'45.777	1'45.709	1'45.902	1'45.958	1'46.380	1'46.012	1'48.253	1'47.125	1'47.256	1'48.075	1'48.145	1'47.936	1'48.492	1'48.991
7	1'45.683	1'45.769	1'46.042	1'45.770	1'46.145	1'46.670	1'46.652	1'47.170	1'47.222	1'48.024	1'47.653	1'48.206	1'47.968	1'48.153
8	1'45.784	1'45.738	1'46.345	1'45.854	1'46.286	1'47.234	1'47.046	1'47.633	1'48.775	1'47.056	1'47.923	1'47.432	1'48.371	1'48.228
9	1'45.616	1'45.494	1'46.323	1'46.124	1'46.625	1'46.573	1'47.396	1'47.815	1'47.141	1'47.427	1'47.554	1'48.055	1'48.210	1'47.988
10	1'45.770	1'45.908	1'46.404	1'46.281	1'46.341	1'46.448	1'47.678	1'47.604	1'47.810	1'48.062	1'48.537	1'48.951	1'48.137	1'47.810
11	1'45.713	1'45.616	1'46.242	1'46.572	1'46.535	1'46.966	1'47.420	1'47.544	1'46.922	1'47.590	1'48.072	1'47.482	1'48.350	1'48.010
12	1'45.813	1'45.927	1'46.483	1'46.878	1'46.953	1'46.798	1'47.053	1'47.128	1'46.717	1'47.255	1'47.337	1'48.269	1'48.055	1'49.326
13	1'45.885	1'45.871	1'46.166	1'46.848	1'46.398	1'46.526	1'46.994	1'46.966	1'46.983	1'46.685	1'48.081	1'48.657	1'47.836	1'48.813
14	1'45.884	1'46.136	1'46.425	1'46.726	1'46.527	1'46.504	1'46.912	1'47.306	1'46.758	1'47.258	1'47.164	1'47.000	1'48.181	1'48.664
15	1'45.880	1'46.315	1'46.390	1'46.959	1'46.551	1'46.909	1'46.972	1'47.134	1'47.007	1'47.150	1'47.966	1'47.618	1'48.452	1'48.276
16	1'45.864	1'46.786	1'46.731	1'46.644	1'46.454	1'46.817	1'47.434	1'47.777	1'47.395	1'47.552	1'47.852	1'47.694	1'48.914	1'48.395

	39 Que	47 Har	88 Stg	49 Hor	34 Itu	50 Nag	15 Cop	77 Tes	6 Per	10 Cal	12 Mur	75 Lop	56 Seb	16 Clu
1	1'51.483	1'51.563	1'53.532	1'54.435	1'54.459	1'53.480	1'59.076	1'51.867	1'48.783	1'55.020	1'56.201	1'54.319	1'52.261	1'47.127
2	1'47.244	1'47.691	1'48.296	1'49.862	1'49.781	1'50.602	1'49.117	1'47.805	1'46.832	1'49.725	1'52.145	1'49.406	1'47.001	
3	1'46.388	1'47.247	1'48.146	1'50.012	1'48.765	1'50.064	1'48.711	1'47.774	1'46.942	1'49.687	1'52.001	1'48.672	1'47.493	
4	1'46.956	1'47.904	1'48.620	1'49.167	1'49.455	1'48.936	1'48.213	1'47.756	1'47.636	1'48.996	1'51.765	1'48.794	1'47.859	
5	1'47.107	1'47.480	1'48.868	1'49.350	1'49.075	1'49.662	1'48.576	1'47.383	1'48.301	1'50.068	1'52.430	1'48.500	1'47.382	
6	1'48.220	1'47.635	1'48.510	1'48.361	1'49.298	1'48.934	1'49.027	1'47.727	1'48.013	1'49.172	1'52.902	1'49.374		
7	1'47.473	1'47.107	1'48.971	1'48.634	1'48.804	1'48.992	1'48.350	1'47.295	1'48.018	1'49.709	1'52.611	2'00.223		
8	1'47.724	1'47.230	1'48.065	1'48.990	1'49.298	1'48.953	1'48.859	1'47.907	1'47.865	1'50.302	1'52.388			
9	1'48.517	1'47.831	1'47.948	1'49.948	1'49.731	1'49.377	1'49.478	1'48.513	1'47.869	1'50.965	1'51.951			
10	1'48.149	1'48.003	1'47.802	1'48.727	1'49.401	1'49.669	1'49.638	1'48.714	1'48.709	1'51.506	1'52.180			
11	1'48.808	1'47.731	1'47.873	1'48.687	1'48.734	1'48.746	1'48.635	1'48.804	1'48.094	1'53.825				
12	1'47.600	1'47.923	1'48.782	1'48.921	1'48.930	1'49.193	1'48.476	1'49.523	1'48.026	2'05.144				
13	1'47.465	1'48.417	1'48.943	1'48.216	1'49.490	1'49.283	1'49.546	1'49.543	2'22.787					
14	1'47.963	1'47.977	1'49.902	1'48.540	1'49.008	1'48.809	1'48.724	1'53.653						
15	1'47.424	1'47.675	1'48.267	1'48.772	1'49.420	1'49.203	1'49.229	1'52.205						
16	1'48.534	1'47.866	1'48.498	1'48.564	1'49.977	1'49.943	1'50.208	1'59.756						

16/09/2018

These data/results cannot be reproduced, stored and/or transmitted in whole or in part by any manner of electronic, mechanical, photocopying, recording, broadcasting or otherwise now known or herein after developed without the previous express consent by the copyright owner, except for reproduction in daily press and regular printed publications on sale to the public within 60 days of the event related to those data/results and always provided that copyright symbol appears together as follows below.

© DORNA WSBK ORGANIZATION Srl 2018

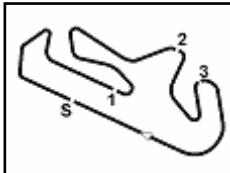
FCR PERUGIA TIMING



Official Tyre Supplier



Official Timekeeper



NOLAN Portuguese Round, 14 - 16 September 2018

World Supersport - Best Sectors & Speed Race

RESULTS			
1	144 L. MAHIAS	Yamaha YZF R6	Laps 16
2	64 F. CARICASULO	Yamaha YZF R6	2.921
3	111 K. SMITH	Honda CBR600RR	8.705
4	3 R. DE ROSA	MV Agusta F3 675	9.120
5	21 R. KRUMMENACHER	Yamaha YZF R6	12.502
6	11 S. CORTESE	Yamaha YZF R6	23.340
7	38 H. SOOMER	Honda CBR600RR	25.526
8	86 A. BADOVINI	MV Agusta F3 675	26.708
9	36 T. GRADINGER	Yamaha YZF R6	27.925
10	78 H. OKUBO	Kawasaki ZX-6R	27.930
11	98 H. BARBERA	Kawasaki ZX-6R	32.783
12	81 L. STAPLEFORD	Yamaha YZF R6	34.551
13	70 M. PONS	Kawasaki ZX-6R	43.344
14	74 J. VAN SIKKELERUS	Honda CBR600RR	47.128
15	88 C. STANGE	Kawasaki ZX-6R	48.194
16	49 S. HORNSEY	Triumph Daytona 675	56.357
17	34 J. ITURRIOZ	Kawasaki ZX-6R	1'00.797
18	50 K. NAGAO	Kawasaki ZX-6R	1'01.017
19	15 A. COPPOLA	Yamaha YZF R6	1'01.034
NC	39 B. QUERO MARTINEZ	Yamaha YZF R6	34.226
RET	77 W. TESSELS	Kawasaki ZX-6R	1'03.396
RET	6 C. PEROLARI	Yamaha YZF R6	3 Laps
RET	10 N. CALERO	Kawasaki ZX-6R	4 Laps
RET	12 A. MURLEY	Honda CBR600RR	6 Laps
RET	75 I. LOPES	Yamaha YZF R6	9 Laps
RET	56 P. SEBESTYEN	Honda CBR600RR	11 Laps
RET	16 J. CLUZEL	Yamaha YZF R6	15 Laps
DSO	47 R. HARTOG	Kawasaki ZX-6R	34.451

SPEED			
1	64 F. CARICASULO	Yamaha YZF R6	285.9
2	11 S. CORTESE	Yamaha YZF R6	285.9
3	36 T. GRADINGER	Yamaha YZF R6	285.2
4	70 M. PONS	Kawasaki ZX-6R	281.5
5	38 H. SOOMER	Honda CBR600RR	280.0
6	39 B. QUERO MARTINEZ	Yamaha YZF R6	280.0
7	78 H. OKUBO	Kawasaki ZX-6R	280.0
8	144 L. MAHIAS	Yamaha YZF R6	280.0
9	16 J. CLUZEL	Yamaha YZF R6	278.6
10	21 R. KRUMMENACHER	Yamaha YZF R6	278.6
11	56 P. SEBESTYEN	Honda CBR600RR	278.6
12	98 H. BARBERA	Kawasaki ZX-6R	277.8
13	81 L. STAPLEFORD	Yamaha YZF R6	277.8
14	111 K. SMITH	Honda CBR600RR	277.1
15	88 C. STANGE	Kawasaki ZX-6R	276.4
16	3 R. DE ROSA	MV Agusta F3 675	276.4
17	77 W. TESSELS	Kawasaki ZX-6R	275.7
18	6 C. PEROLARI	Yamaha YZF R6	275.0
19	47 R. HARTOG	Kawasaki ZX-6R	275.0
20	86 A. BADOVINI	MV Agusta F3 675	273.6
21	50 K. NAGAO	Kawasaki ZX-6R	272.3
22	74 J. VAN SIKKELERUS	Honda CBR600RR	270.9
23	10 N. CALERO	Kawasaki ZX-6R	268.9
24	15 A. COPPOLA	Yamaha YZF R6	268.9
25	34 J. ITURRIOZ	Kawasaki ZX-6R	268.9
26	49 S. HORNSEY	Triumph Daytona 675	268.9
27	75 I. LOPES	Yamaha YZF R6	264.3
28	12 A. MURLEY	Honda CBR600RR	262.4

SEG. 1			SEG. 2			SEG. 3			SEG. 4		
1	111 K. SMITH	33.427	1	111 K. SMITH	31.094	1	144 L. MAHIAS	20.478	1	111 K. SMITH	19.300
2	64 F. CARICASULO	33.522	2	64 F. CARICASULO	31.236	2	111 K. SMITH	20.568	2	11 S. CORTESE	19.499
3	11 S. CORTESE	33.592	3	144 L. MAHIAS	31.280	3	64 F. CARICASULO	20.627	3	36 T. GRADINGER	19.504
4	144 L. MAHIAS	33.643	4	11 S. CORTESE	31.310	4	3 R. DE ROSA	20.629	4	21 R. KRUMMENACHER	19.583
5	3 R. DE ROSA	33.699	5	3 R. DE ROSA	31.333	5	11 S. CORTESE	20.713	5	81 L. STAPLEFORD	19.653
6	21 R. KRUMMENACHER	33.803	6	21 R. KRUMMENACHER	31.392	6	38 H. SOOMER	20.761	6	64 F. CARICASULO	19.681
7	78 H. OKUBO	33.873	7	16 J. CLUZEL	31.443	7	16 J. CLUZEL	20.813	7	98 H. BARBERA	19.681
8	39 B. QUERO MARTINEZ	33.883	8	38 H. SOOMER	31.519	8	47 R. HARTOG	20.819	8	144 L. MAHIAS	19.698
9	36 T. GRADINGER	33.925	9	6 C. PEROLARI	31.521	9	78 H. OKUBO	20.858	9	3 R. DE ROSA	19.704
10	16 J. CLUZEL	34.040	10	86 A. BADOVINI	31.528	10	6 C. PEROLARI	20.865	10	38 H. SOOMER	19.715
11	81 L. STAPLEFORD	34.101	11	98 H. BARBERA	31.614	11	86 A. BADOVINI	20.867	11	56 P. SEBESTYEN	19.741
12	98 H. BARBERA	34.135	12	39 B. QUERO MARTINEZ	31.634	12	21 R. KRUMMENACHER	20.895	12	6 C. PEROLARI	19.742
13	38 H. SOOMER	34.146	13	78 H. OKUBO	31.717	13	39 B. QUERO MARTINEZ	20.902	13	77 W. TESSELS	19.763
14	47 R. HARTOG	34.159	14	36 T. GRADINGER	31.777	14	98 H. BARBERA	20.913	14	47 R. HARTOG	19.789
15	86 A. BADOVINI	34.175	15	81 L. STAPLEFORD	31.795	15	75 I. LOPES	20.968	15	16 J. CLUZEL	19.791
16	56 P. SEBESTYEN	34.274	16	56 P. SEBESTYEN	31.886	16	34 J. ITURRIOZ	20.984	16	88 C. STANGE	19.811
17	6 C. PEROLARI	34.301	17	47 R. HARTOG	31.892	17	74 J. VAN SIKKELERUS	20.984	17	49 S. HORNSEY	19.846
18	77 W. TESSELS	34.344	18	74 J. VAN SIKKELERUS	31.899	18	77 W. TESSELS	21.012	18	86 A. BADOVINI	19.854
19	70 M. PONS	34.371	19	70 M. PONS	31.912	19	36 T. GRADINGER	21.048	19	39 B. QUERO MARTINEZ	19.869
20	74 J. VAN SIKKELERUS	34.462	20	88 C. STANGE	31.932	20	56 P. SEBESTYEN	21.058	20	70 M. PONS	19.907
21	88 C. STANGE	34.520	21	77 W. TESSELS	31.963	21	49 S. HORNSEY	21.065	21	78 H. OKUBO	19.914
22	15 A. COPPOLA	34.576	22	49 S. HORNSEY	32.052	22	70 M. PONS	21.088	22	34 J. ITURRIOZ	19.919
23	50 K. NAGAO	34.656	23	15 A. COPPOLA	32.158	23	88 C. STANGE	21.096	23	74 J. VAN SIKKELERUS	19.978
24	49 S. HORNSEY	34.703	24	50 K. NAGAO	32.307	24	81 L. STAPLEFORD	21.124	24	10 N. CALERO	19.992
25	75 I. LOPES	34.724	25	75 I. LOPES	32.315	25	10 N. CALERO	21.204	25	15 A. COPPOLA	20.006
26	34 J. ITURRIOZ	34.834	26	34 J. ITURRIOZ	32.354	26	50 K. NAGAO	21.253	26	50 K. NAGAO	20.023
27	10 N. CALERO	35.058	27	10 N. CALERO	32.513	27	15 A. COPPOLA	21.301	27	75 I. LOPES	20.309
28	12 A. MURLEY	35.817	28	12 A. MURLEY	33.075	28	12 A. MURLEY	21.773	28	12 A. MURLEY	20.729

16/09/2018

These data/results cannot be reproduced, stored and/or transmitted in whole or in part by any manner of electronic, mechanical, photocopying, recording, broadcasting or otherwise now known or herein after developed without the previous express consent by the copyright owner, except for reproduction in daily press and regular printed publications on sale to the public within 60 days of the event related to those data/results and always provided that copyright symbol appears together as follows below.

© DORNA WSBK ORGANIZATION Srl 2018

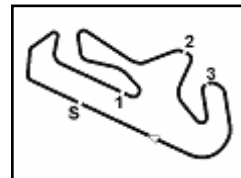
FICR PERUGIA TIMING



Official Tyre Supplier



Official Timekeeper



Portimao 4.592 m

NOLAN Portuguese Round, 14 - 16 September 2018

World Supersport - Chronological Analysis Race

Start at 13:46'10.925

2 / 4

7	34.146	31.627	20.761	20.118	1'46.652	280,0	13:58'44.375	11	34.318	32.048	21.100	20.124	1'47.590	273,6	14:05'55.784
8	34.545	31.574	21.057	19.870	1'47.046	268,9	14:00'31.421	12	34.194	32.020	21.015	20.026	1'47.255	274,3	14:07'43.039
9	34.173	31.836	21.302	20.085	1'47.396	276,4	14:02'18.817	13	33.873	31.761	20.971	20.080	1'46.685	275,0	14:09'29.724
10	34.309	31.956	21.097	20.316	1'47.678	270,9	14:04'06.495	14	34.137	31.971	21.119	20.031	1'47.258	275,7	14:11'16.982
11	34.550	31.816	20.984	20.070	1'47.420	270,9	14:05'53.915	15	34.098	31.851	21.135	20.066	1'47.150	277,1	14:13'04.132
12	34.391	31.648	20.988	20.026	1'47.053	272,9	14:07'40.968	16	34.427	32.020	20.970	20.135	1'47.552	276,4	14:14'51.684
13	34.288	31.755	20.926	20.025	1'46.994	270,9	14:09'27.962	17	34.463	31.826	20.984	20.016	1'47.289C	273,6	14:16'38.973
14	34.238	31.716	20.931	20.027	1'46.912	270,9	14:11'14.874								
15	34.233	31.650	20.937	20.152	1'46.972	272,9	14:13'01.846								
16	34.232	32.057	20.927	20.218	1'47.434	270,9	14:14'49.280								
17	34.461	31.918	21.020	20.095	1'47.494C	270,9	14:16'36.774								
Race Time 28'40.759															

8° 86 A. BADOVINI (1'46.633)							
Lap	Seg.1	Seg.2	Seg.3	Seg.4	Lap Time	km/h	Local Time
1		31.762	21.048	19.885	1'49.520		13:48'00.445
2	34.952	31.528	21.033	19.854	1'47.367	272,3	13:49'47.812
3	34.257	31.621	20.867	19.888	1'46.633	271,6	13:51'34.445
4	34.175	31.651	20.999	20.065	1'46.890	273,6	13:53'21.335
5	34.792	31.823	21.108	20.202	1'47.925	270,2	13:55'09.260
6	34.303	31.717	20.878	20.227	1'47.125	267,6	13:56'56.385
7	34.316	31.645	20.955	20.254	1'47.170	268,2	13:58'43.555
8	34.507	31.740	21.201	20.185	1'47.633	267,6	14:00'31.188
9	34.671	31.799	21.413	19.932	1'47.815	267,6	14:02'19.003
10	34.323	31.912	21.152	20.217	1'47.604	271,6	14:04'06.607
11	34.695	31.756	21.012	20.081	1'47.544	268,2	14:05'54.151
12	34.540	31.659	20.974	19.955	1'47.128	270,2	14:07'41.279
13	34.212	31.644	21.060	20.050	1'46.966	272,9	14:09'28.245
14	34.254	31.968	21.071	20.013	1'47.306	270,9	14:11'15.551
15	34.224	31.694	21.057	20.159	1'47.134	272,9	14:13'02.685
16	34.553	31.876	21.099	20.249	1'47.777	270,2	14:14'50.462
17	34.517	31.943	21.152	20.273	1'47.885C	270,2	14:16'38.347
Race Time 28'39.537							

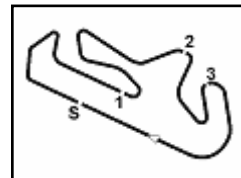
9° 36 T. GRADINGER (1'46.427)							
Lap	Seg.1	Seg.2	Seg.3	Seg.4	Lap Time	km/h	Local Time
1		31.895	21.052	19.530	1'49.912		13:48'00.837
2	36.957	32.010	21.316	19.504	1'49.787	285,2	13:49'50.624
3	34.351	31.885	21.223	19.601	1'47.060	265,6	13:51'37.684
4	34.306	31.958	21.233	20.085	1'47.582	268,9	13:53'25.266
5	33.925	31.777	21.132	19.593	1'46.427	280,7	13:55'11.693
6	34.232	32.078	21.263	19.683	1'47.256	279,3	13:56'58.949
7	34.401	31.941	21.217	19.663	1'47.222	278,6	13:58'46.171
8	34.610	33.289	21.258	19.618	1'48.775	270,2	14:00'34.946
9	34.071	32.154	21.251	19.665	1'47.141	274,3	14:02'22.087
10	34.465	32.085	21.344	19.916	1'47.810	280,7	14:04'09.897
11	34.019	32.071	21.083	19.749	1'46.922	280,0	14:05'56.819
12	34.119	31.891	21.094	19.613	1'46.717	280,0	14:07'43.536
13	34.240	31.934	21.048	19.761	1'46.983	279,3	14:09'30.519
14	33.984	32.098	21.062	19.614	1'46.758	280,7	14:11'17.277
15	34.161	32.017	21.093	19.736	1'47.007	280,0	14:13'04.284
16	34.441	32.043	21.108	19.803	1'47.395	279,3	14:14'51.679
17	34.574	32.247	21.047	19.778	1'47.646C	274,3	14:16'39.325
Race Time 28'40.754							

10° 78 H. OKUBO (1'46.568)							
Lap	Seg.1	Seg.2	Seg.3	Seg.4	Lap Time	km/h	Local Time
1		31.869	21.047	19.966	1'49.418		13:48'00.343
2	34.586	31.882	20.990	19.926	1'47.384	277,1	13:49'47.727
3	34.074	31.717	20.863	19.914	1'46.568	272,3	13:51'34.295
4	34.071	31.751	21.424	19.939	1'47.185	274,3	13:53'21.480
5	34.832	32.129	21.059	20.050	1'48.070	277,8	13:55'09.550
6	34.749	32.125	21.212	19.989	1'48.075	272,3	13:56'57.625
7	34.788	32.041	21.230	19.965	1'48.024	279,3	13:58'45.649
8	34.092	32.061	20.858	20.045	1'47.056	280,0	14:00'32.705
9	34.143	32.259	21.076	19.949	1'47.427	276,4	14:02'20.132
10	34.573	32.013	21.206	20.270	1'48.062	274,3	14:04'08.194

16/09/2018 P = Pits In/Out - C = Lap Time Cancelled

These data/results cannot be reproduced, stored and/or transmitted in whole or in part by any manner of electronic, mechanical, photocopying, recording, broadcasting or otherwise now known or herein after developed without the previous express consent by the copyright owner, except for reproduction in daily press and regular printed publications on sale to the public within 60 days of the event related to those data/results and always provided that copyright symbol appears together as follows below.

© DORNA WSBK ORGANIZATION Srl 2018



NOLAN Portuguese Round, 14 - 16 September 2018

World Supersport - Chronological Analysis Race

Start at 13:46'10.925

14° 81 L. STAPLEFORD (1'46.863)								17° 88 C. STANGE (1'47.802)									
Lap	Seg.1	Seg.2	Seg.3	Seg.4	Lap Time	km/h	Local Time	Lap	Seg.1	Seg.2	Seg.3	Seg.4	Lap Time	km/h	Local Time		
1		32.459	21.623	19.741	1'51.241		13:48'02.166	1		33.122	21.812	19.973	1'53.532		13:48'04.457		
2	34.560	31.854	21.388	19.828	1'47.630	270.2	13:49'49.796	2	35.197	32.192	21.096	19.811	1'48.296	275.0	13:49'52.753		
3	34.186	31.830	21.170	19.741	1'46.927	277.8	13:51'36.723	3	34.880	32.182	21.103	19.981	1'48.146	276.4	13:51'40.899		
4	34.121	31.795	21.124	19.823	1'46.863	273.6	13:53'23.586	4	34.690	32.653	21.269	20.008	1'48.620	274.3	13:53'29.519		
5	34.249	32.194	21.253	19.723	1'47.419	273.6	13:55'11.005	5	34.796	32.864	21.256	19.952	1'48.868	272.9	13:55'18.387		
6	34.400	32.035	21.640	19.861	1'47.936	271.6	13:56'58.941	6	34.903	32.302	21.272	20.033	1'48.510	271.6	13:57'06.897		
7	34.855	32.191	21.412	19.748	1'48.206	258.6	13:58'47.147	7	34.910	32.549	21.459	20.053	1'48.971	268.9	13:58'55.868		
8	34.400	32.101	21.264	19.667	1'47.432	272.3	14:00'34.579	8	34.779	32.111	21.232	19.943	1'48.065	269.6	14:00'43.933		
9	34.288	32.181	21.697	19.889	1'48.055	273.6	14:02'22.634	9	34.611	31.932	21.458	19.947	1'47.948	274.3	14:02'31.881		
10	35.626	32.098	21.424	19.803	1'48.951	274.3	14:04'11.585	10	34.537	32.109	21.197	19.959	1'47.802	274.3	14:04'19.683		
11	34.494	31.922	21.386	19.680	1'47.482	275.7	14:05'59.067	11	34.520	32.235	21.176	19.942	1'47.873	272.3	14:06'07.556		
12	34.616	32.234	21.430	19.989	1'48.269	266.9	14:07'47.336	12	34.848	32.517	21.364	20.053	1'48.782	270.9	14:07'56.338		
13	35.420	32.172	21.346	19.719	1'48.657	236.1	14:09'35.993	13	34.924	32.439	21.506	20.074	1'48.943	268.9	14:09'45.281		
14	34.101	32.034	21.212	19.653	1'47.000	272.9	14:11'22.993	14	34.829	33.785	21.348	19.940	1'49.902	268.2	14:11'35.183		
15	34.342	32.117	21.432	19.727	1'47.618	274.3	14:13'10.611	15	34.800	32.279	21.201	19.987	1'48.267	270.2	14:13'23.450		
16	34.451	32.034	21.421	19.788	1'47.694	270.9	14:14'58.305	16	34.775	32.376	21.214	20.133	1'48.498	268.9	14:15'11.948		
17	34.656	32.040	22.830	21.244	1'50.770C	268.2	14:16'49.075	17	34.682	32.166	21.279	20.104	1'48.231C	271.6	14:17'00.179		
Race Time 28'47.280								Race Time 29'01.023									
15° 70 M. PONS (1'47.830)								18° 49 S. HORNSEY (1'48.216)									
Lap	Seg.1	Seg.2	Seg.3	Seg.4	Lap Time	km/h	Local Time	Lap	Seg.1	Seg.2	Seg.3	Seg.4	Lap Time	km/h	Local Time		
1		33.473	21.550	19.907	1'53.561		13:48'04.486	1		32.997	21.914	19.953	1'54.435		13:48'05.360		
2	34.737	32.032	21.132	19.998	1'47.899	281.5	13:49'52.385	2	35.526	32.676	21.814	19.846	1'49.862	268.2	13:49'55.222		
3	34.716	32.154	21.158	19.932	1'47.960	272.3	13:51'40.345	3	35.504	32.918	21.437	20.153	1'50.012	252.0	13:51'45.234		
4	34.679	32.040	21.088	20.023	1'47.830	270.2	13:53'28.175	4	35.407	32.613	21.270	19.877	1'49.167	265.6	13:53'34.401		
5	34.783	32.041	21.129	20.004	1'47.957	272.9	13:55'16.132	5	35.590	32.475	21.284	20.001	1'49.350	268.9	13:55'23.751		
6	34.770	32.307	21.149	20.266	1'48.492	274.3	13:57'04.624	6	35.042	32.171	21.180	19.968	1'48.361	266.9	13:57'12.112		
7	34.371	32.315	21.199	20.083	1'47.968	269.6	13:58'52.592	7	34.950	32.315	21.271	20.098	1'48.634	267.6	13:59'00.746		
8	34.720	32.385	21.223	20.043	1'48.371	268.9	14:00'40.963	8	35.257	32.388	21.148	20.197	1'48.990	263.7	14:00'49.736		
9	34.510	32.352	21.192	20.156	1'48.210	269.6	14:02'29.173	9	35.422	32.788	21.678	20.060	1'49.948	264.3	14:02'39.684		
10	34.523	32.261	21.241	20.112	1'48.137	270.2	14:04'17.310	10	34.982	32.207	21.217	20.321	1'48.727	265.6	14:04'28.411		
11	34.580	32.369	21.242	20.159	1'48.350	270.2	14:06'05.660	11	35.016	32.346	21.175	20.150	1'48.687	264.9	14:06'17.098		
12	34.647	32.294	21.122	19.992	1'48.055	268.2	14:07'53.715	12	35.061	32.439	21.259	20.162	1'48.921	261.1	14:08'06.019		
13	34.499	31.912	21.423	20.002	1'47.836	268.2	14:09'41.551	13	34.917	32.209	21.065	20.025	1'48.216	262.4	14:09'54.235		
14	34.503	32.346	21.175	20.157	1'48.181	269.6	14:11'29.732	14	35.007	32.216	21.146	20.171	1'48.540	261.7	14:11'42.775		
15	34.666	32.453	21.236	20.097	1'48.452	269.6	14:13'18.184	15	34.703	32.351	21.301	20.417	1'48.772	265.6	14:13'31.547		
16	34.954	32.296	21.308	20.356	1'48.914	268.2	14:15'07.098	16	35.168	32.052	21.192	20.152	1'48.564	261.1	14:15'20.111		
17	34.653	32.346	21.409	20.243	1'48.651C	268.9	14:16'55.749	17	35.077	32.312	21.512	20.286	1'49.187C	263.7	14:17'09.298		
Race Time 28'56.173								Race Time 29'09.186									
16° 74 J. VAN SIKKELERUS (1'47.597)								19° 34 J. ITURRIOZ (1'48.734)									
Lap	Seg.1	Seg.2	Seg.3	Seg.4	Lap Time	km/h	Local Time	Lap	Seg.1	Seg.2	Seg.3	Seg.4	Lap Time	km/h	Local Time		
1		33.373	21.869	19.978	1'53.853		13:48'04.778	1		33.448	21.864	20.387	1'54.459		13:48'05.384		
2	35.043	32.375	21.092	20.004	1'48.514	264.9	13:49'53.292	2	35.646	32.729	21.324	20.082	1'49.781	259.9	13:49'55.165		
3	35.633	32.157	21.094	20.100	1'48.984	270.9	13:51'42.276	3	35.028	32.544	20.984	20.209	1'48.765	264.9	13:51'43.930		
4	34.462	31.899	21.096	20.140	1'47.597	266.2	13:53'29.873	4	35.368	32.441	21.416	20.230	1'49.455	268.9	13:53'33.385		
5	34.699	32.431	20.984	20.241	1'48.355	270.2	13:55'18.228	5	34.865	32.641	21.319	20.250	1'49.075	268.2	13:55'22.460		
6	35.200	32.493	21.181	20.117	1'48.991	259.9	13:57'07.219	6	35.026	32.568	21.498	20.206	1'49.298	264.3	13:57'11.758		
7	34.559	32.277	21.107	20.210	1'48.153	267.6	13:58'55.372	7	34.834	32.354	21.328	20.288	1'48.804	266.2	13:59'00.562		
8	34.741	32.148	21.179	20.160	1'48.228	263.7	14:00'43.600	8	35.157	32.694	21.337	20.110	1'49.298	262.4	14:00'49.860		
9	34.616	32.021	21.109	20.242	1'47.988	264.9	14:02'31.588	9	35.107	32.775	21.683	20.166	1'49.731	266.2	14:02'39.591		
10	34.479	32.104	21.042	20.185	1'47.810	266.9	14:04'19.398	10	35.313	32.617	21.425	20.046	1'49.401	264.3	14:04'28.992		
11	34.492	32.195	21.076	20.247	1'48.010	266.2	14:06'07.408	11	34.838	32.525	21.329	20.042	1'48.734	267.6	14:06'17.726		
12	35.286	32.450	21.438	20.152	1'49.326	258.6	14:07'56.734	12	34.886	32.651	21.350	20.043	1'48.930	263.7	14:08'06.656		
13	34.775	32.460	21.436	20.142	1'48.813	266.9	14:09'45.547	13	34.963	32.392	21.931	20.204	1'49.490	265.6	14:09'56.146		
14	34.751	32.425	21.156	20.332	1'48.664	267.6	14:11'34.211	14	34.912	32.553	21.413	20.130	1'49.008	263.0	14:11'45.154		
15	34.702	32.239	21.160	20.175	1'48.276	263.7	14:13'22.487	15	34.949	32.740	21.812	19.919	1'49.420	265.6	14:13'34.574		
16	34.593	32.432	21.065	20.305	1'48.395	263.0	14:15'10.882	16	35.316	32.691	21.784	20.186	1'49.977	264.3	14:15'24.551		
17	34.552	32.063	21.161	20.122	1'47.898C	264.9	14:16'58.780	17	35.095	32.984	21.516	20.218	1'49.813C	263.7	14:17'14.364		
Race Time 28'59.957								Race Time 29'13.626									
20° 50 K. NAGAO (1'48.746)																	
Lap	Seg.1	Seg.2	Seg.3	Seg.4	Lap Time	km/h	Local Time	Lap	Seg.1	Seg.2	Seg.3	Seg.4	Lap Time	km/h	Local Time		
1					33.220	21.639	20.205	1'53.480	1					33.220	21.639	20.205	1'53.480
2					35.929	33.054	21.362	20.257	1'50.602	272.3	13:49'55.007						

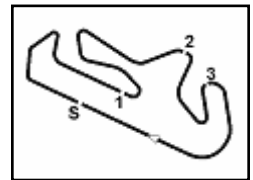
16/09/2018

P = Pits In/Out - C = Lap Time Cancelled

These data/results cannot be reproduced, stored and/or transmitted in whole or in part by any manner of electronic, mechanical, photocopying, recording, broadcasting or otherwise now known or herein after developed without the previous express consent by the copyright owner, except for reproduction in daily press and regular printed publications on sale to the public within 60 days of the event related to those data/results and always provided that copyright symbol appears together as follows below.

© DORNA WSBK ORGANIZATION Srl 2018





NOLAN Portuguese Round, 14 - 16 September 2018

World Supersport - Chronological Analysis Race

Portimao 4.592 m

Start at 13:46'10.925

4 / 4

Lap	Seg.1	Seg.2	Seg.3	Seg.4	Lap Time	km/h	Local Time
3	35.000	33.411	21.377	20.276	1'50.064	267,6	13:51'45.071
4	34.757	32.502	21.297	20.380	1'48.936	271,6	13:53'34.007
5	35.558	32.585	21.253	20.266	1'49.662	272,3	13:55'23.669
6	34.738	32.516	21.577	20.103	1'48.934	271,6	13:57'12.603
7	34.902	32.504	21.267	20.319	1'48.992	270,9	13:59'01.595
8	34.842	32.661	21.331	20.119	1'48.953	268,2	14:00'50.548
9	34.875	32.681	21.697	20.124	1'49.377	269,6	14:02'39.925
10	35.198	32.783	21.528	20.160	1'49.669	264,9	14:04'29.594
11	34.787	32.461	21.323	20.175	1'48.746	271,6	14:06'18.340
12	34.656	32.535	21.766	20.236	1'49.193	271,6	14:08'07.533
13	34.805	32.373	21.629	20.476	1'49.283	268,2	14:09'56.816
14	34.995	32.307	21.411	20.096	1'48.809	266,2	14:11'45.625
15	35.021	32.490	21.669	20.023	1'49.203	267,6	14:13'34.828
16	35.446	32.702	21.687	20.108	1'49.943	271,6	14:15'24.771
17	35.033	33.036	21.838	20.232	1'50.139C	266,2	14:17'14.910

Race Time 29'13.846

RET 10 N. CALERO (1'48.996)

Lap	Seg.1	Seg.2	Seg.3	Seg.4	Lap Time	km/h	Local Time
1			33.423	21.784	20.055	1'55.020	13:48'05.945
2	35.441	32.608	21.655	20.021	1'49.725	262,4	13:49'55.670
3	35.446	32.824	21.425	19.992	1'49.687	267,6	13:51'45.357
4	35.058	32.558	21.204	20.176	1'48.996	268,2	13:53'34.353
5	35.312	33.012	21.481	20.263	1'50.068	268,2	13:55'24.421
6	35.181	32.513	21.269	20.209	1'49.172	266,9	13:57'13.593
7	35.166	32.813	21.235	20.495	1'49.709	268,9	13:59'03.302
8	35.457	32.858	21.531	20.456	1'50.302	267,6	14:00'53.604
9	35.742	32.948	21.612	20.663	1'50.965	266,9	14:02'44.569
10	35.681	33.285	21.741	20.799	1'51.506	267,6	14:04'36.075
11	35.850	33.370	23.693	20.912	1'53.825	266,9	14:06'29.900
12	36.085	33.125	25.682	30.252	2'05.144P	263,0	14:08'35.044

Race Time 22'24.119

RET 12 A. MURLEY (1'51.765)

Lap	Seg.1	Seg.2	Seg.3	Seg.4	Lap Time	km/h	Local Time
1			33.594	21.773	20.729	1'56.201	13:48'07.126
2	35.837	33.335	21.985	20.988	1'52.145	262,4	13:49'59.271
3	36.073	33.202	21.884	20.842	1'52.001	258,6	13:51'51.272
4	35.872	33.075	21.898	20.920	1'51.765	255,6	13:53'43.037
5	36.054	33.230	22.145	21.001	1'52.430	255,0	13:55'35.467
6	36.152	33.383	22.326	21.041	1'52.902	251,4	13:57'28.369
7	36.296	33.217	22.125	20.973	1'52.611	251,4	13:59'20.980
8	35.976	33.322	22.153	20.937	1'52.388	249,7	14:01'13.368
9	36.021	33.121	21.799	21.010	1'51.951	250,3	14:03'05.319
10	35.817	33.358	21.975	21.030	1'52.180	250,8	14:04'57.499

Race Time 18'46.574

RET 75 I. LOPES (1'48.500)

Lap	Seg.1	Seg.2	Seg.3	Seg.4	Lap Time	km/h	Local Time
1			33.108	21.727	20.309	1'54.319	13:48'05.244
2	35.283	32.590	21.137	20.396	1'49.406	264,3	13:49'54.650
3	34.762	32.315	21.259	20.336	1'48.672	263,0	13:51'43.322
4	34.830	32.358	21.051	20.555	1'48.794	259,2	13:53'32.116
5	34.724	32.325	20.968	20.483	1'48.500	263,0	13:55'20.616
6	34.769	33.070	21.001	20.534	1'49.374	258,0	13:57'09.990
7	34.884	32.403	31.946	20.990	2'00.223	257,4	13:59'10.213

Race Time 12'59.288

RET 56 P. SEBESTYEN (1'47.001)

Lap	Seg.1	Seg.2	Seg.3	Seg.4	Lap Time	km/h	Local Time
1			32.924	21.278	19.912	1'52.261	13:48'03.186
2	34.274	31.886	21.100	19.741	1'47.001	275,7	13:49'50.187
3	34.597	31.930	21.058	19.908	1'47.493	270,2	13:51'37.680
4	34.755	31.975	21.152	19.977	1'47.859	268,2	13:53'25.539
5	34.339	32.042	21.058	19.943	1'47.382	278,6	13:55'12.921

Race Time 9'01.996

RET 16 J. CLUZEL

Lap	Seg.1	Seg.2	Seg.3	Seg.4	Lap Time	km/h	Local Time
1			31.443	20.813	19.791	1'47.127	13:47'58.052

Race Time 1'47.127

RET 6 C. PEROLARI (1'46.832)

Lap	Seg.1	Seg.2	Seg.3	Seg.4	Lap Time	km/h	Local Time
1			31.971	20.865	19.813	1'48.783	13:47'59.708
2	34.341	31.720	21.029	19.742	1'46.832	275,0	13:49'46.540
3	34.301	31.521	21.266	19.854	1'46.942	274,3	13:51'33.482
4	34.479	31.780	21.190	20.187	1'47.636	272,3	13:53'21.118
5	34.646	31.951	21.258	20.446	1'48.301	271,6	13:55'09.419
6	34.594	32.089	21.194	20.136	1'48.013	273,6	13:56'57.432
7	34.724	32.078	21.187	20.029	1'48.018	272,9	13:58'45.450

16/09/2018 P = Pits In/Out - C = Lap Time Cancelled

These data/results cannot be reproduced, stored and/or transmitted in whole or in part by any manner of electronic, mechanical, photocopying, recording, broadcasting or otherwise now known or herein after developed without the previous express consent by the copyright owner, except for reproduction in daily press and regular printed publications on sale to the public within 60 days of the event related to those data/results and always provided that copyright symbol appears together as follows below.

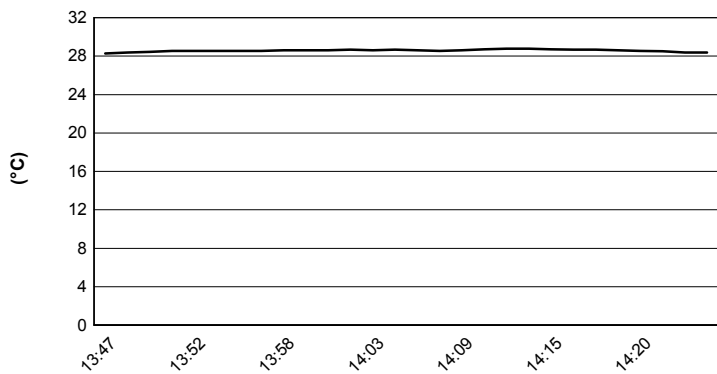
© DORNA WSBK ORGANIZATION Srl 2018

NOLAN Portuguese Round, 14 - 16 September 2018

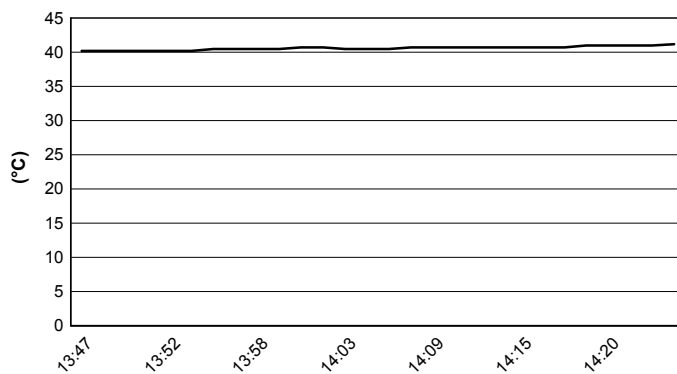
World Supersport - Weather Report Race

Session started 13:47 - Session ended 14:24

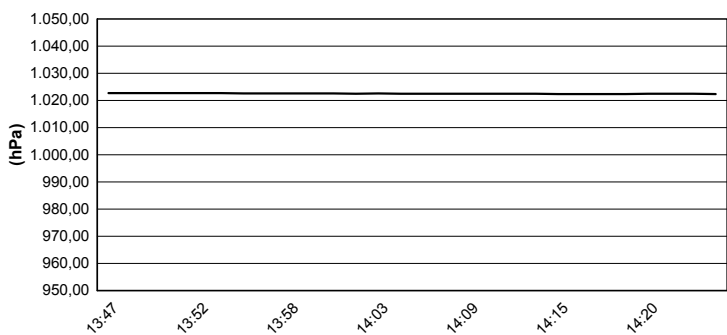
Air Temperature



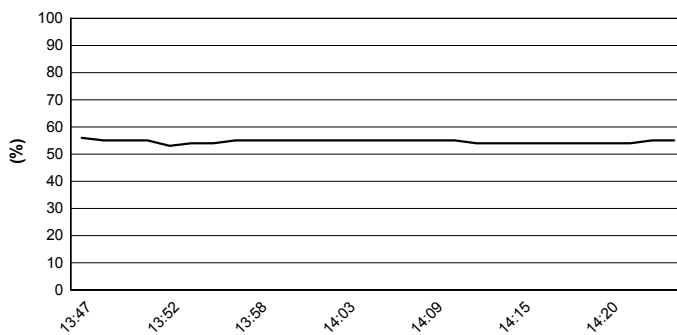
Track Temperature



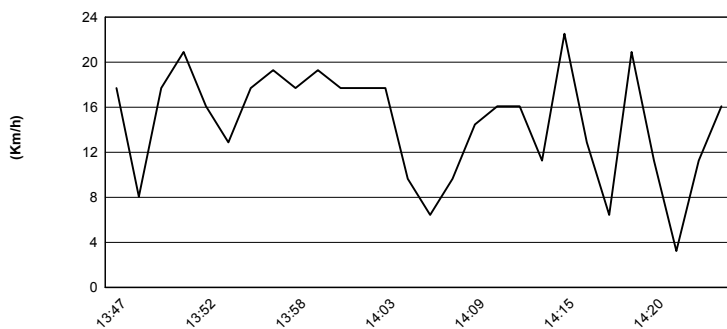
Air Pressure



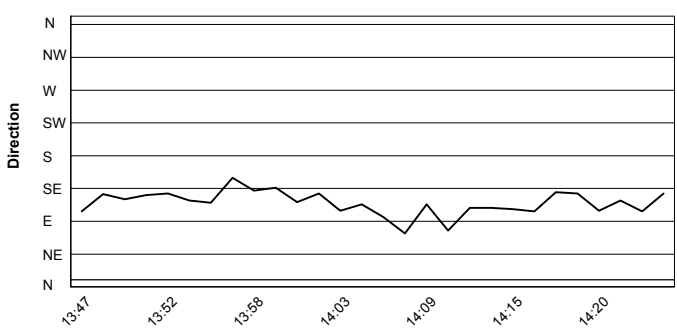
Humidity



Wind Speed



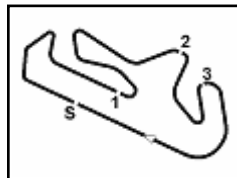
Wind Direction



16/09/2018

These data/results cannot be reproduced, stored and/or transmitted in whole or in part by any manner of electronic, mechanical, photocopying, recording, broadcasting or otherwise now known or herein after developed without the previous express consent by the copyright owner, except for reproduction in daily press and regular printed publications on sale to the public within 60 days of the event related to those data/results and always provided that copyright symbol appears together as follows below.

© DORNA WSBK ORGANIZATION Srl 2018



Portimao 4.592 m

NOLAN Portuguese Round, 14 - 16 September 2018

World Supersport - Championship Standings

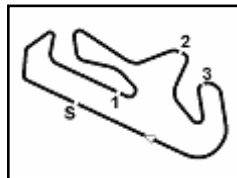
1 / 3

Points	Points From First	Points From Previous	February 25		March 25		April 15		April 22		May 13		May 27		June 10		July 8		September 16		September 25		October 14		October 27	
			PHILLIP ISLAND	BURIRAM	ARAGÓN	ASSEN	IMOLA	DONINGTON PARK	BRNO	MISANO	PORTIMAO	MAGNY COURS	VILLICUM	LOSAIL												
1	CORTESE Sandro (GER)	148	16 3	13 3	25 2	10 3	13 3	25 1	20 1	16 1	10 1															
2	CLUZEL Jules (FRA)	133	15	9 7	11	16 6	25 4	25 4	20 2	25 2	13 2	2														
3	MAHIAS Lucas (FRA)	128	20	5	25 1	20 1	13 1	13 1	8 2	11 4	13 4	5	25 3													
4	KRUMMENACHER Randy (SUI)	127	21	1	20 2	25 1	5 3	20 2	11 1	13 3	11 3	11 3	11 4													
5	CARICASULO Federico (ITA)	124	24	3	13 4	16 3	20 4	5	20 5	10 5	6	25 4	20 5													
6	DE ROSA Raffaele (ITA)	116	32	8	10 6	9 5	8	16 7	16 6	16 6	16 5	20 5	13 6													
7	SMITH Kyle (GBR)	55	93	61	8 8	12	11 8	9	12	3 12	8 11	9 10	16 7													
8	WEST Anthony (AUS)	51	97	4		10 10	7 10	11	10 9	5 9	9 8	10 7	8													
9	STAPLEFORD Luke (GBR)	50	98	1	11 5	6 6	10 5	11 6	7 7	7	7	2 8	3 9													
10	GRADINGER Thomas (AUT)	47	101	3	6 10	5 8	11	7 10	4 10	8 10	10 9	9	7 10													
11	TUULI Niki (FIN)	38	110	9	5 11	7 7	8 7	9 8	9 8	8	10	11	11													
12	BADOVINI Ayrton (ITA)	35	113	3	7 9	1 12	15	4 14	14	9 13	14	6 13	8 12													
13	CRESSON Loris (BEL)	30	118	5	4 12	3 15	4 11	6 11	3 11	4 11	6 11	12	13													
14	HARTOG Rob (NED)	27	121	3			6 17	8 13	5 12	14	5 13	3 13	14													
15	OKUBO Hikari (JPN)	24	124	3	2 14	18	21	23	6 17	18	3 16	7 15	6 15													
16	SOOMER Hannes (EST)	21	127	3				5 18	19	2 20	4 16	1 17	9 16													
17	MORAIS Sheridan (POR)	16	132	5			9 14	16	16	7 15	15	16	17													
18	WAROKORN Thitipong (THA)	11	137	5		11 8	11	15	15	16	16	18	18													
19	LAHTI Eemeli (FIN)	11	137	0			3 19	1 19	21	21	7 16	18	18													
20	IRWIN Andrew (GBR)	11	137	0				3 21	2 19	6 16	16	18	18													
21	GABELLINI Lorenzo (ITA)	8	140	3								8 21	21													
22	WILAIROT Ratthapong (THA)	8	140	0		8 12	15	17	17	18	21	21	21													
23	BARBERA Hector (ESP)	5	143	3									5 23													
24	BUSSOLOTTI Marco (ITA)	5	143	0								5 23	23													
25	PEROLARI Corentin (FRA)	5	143	0						1 27	28	4 23	23													

16/09/2018 First Line: Championship Standings - Second Line: Ranking Progression

These data/results cannot be reproduced, stored and/or transmitted in whole or in part by any manner of electronic, mechanical, photocopying, recording, broadcasting or otherwise now known or herein after developed without the previous express consent by the copyright owner, except for reproduction in daily press and regular printed publications on sale to the public within 60 days of the event related to those data/results and always provided that copyright symbol appears together as follows below.

© DORNA WSBK ORGANIZATION Srl 2018



Portimao 4.592 m

NOLAN Portuguese Round, 14 - 16 September 2018

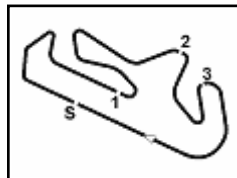
World Supersport - Championship Standings

	Points	Points From First	Points From Previous	February 25 PHILLIP ISLAND	March 25 BURIRAM	April 15 ARAGÓN	April 22 ASSEN	May 13 IMOLA	May 27 DONINGTON PARK	June 10 BRNO	July 8 MISANO	September 16 PORTIMAO	September 25 MAGNY COURS	October 14 VILLICUM	October 27 LOSAIL				
26 QUERO MARTINEZ Borja (ESP)	4	144	1									4 26							
27 KENNEDY Jack (IRL)	4	144	0		4 16	18	19	21	21	22	25	26							
28 SOFUOGLU Kenan (TUR)	3	145	1	3 13	17	19	21	23	23	23	26	28							
29 PONS Miquel (ESP)	2	146	1									2 29							
30 COPPOLA Alfonso (ITA)	2	146	0							2 24	27	29							
31 TESSELS Wayne (NED)	2	146	0				2 23	24	24	24	27	29							
32 CANUCCI Michael (ITA)	2	146	0			2 21	23	24	24	24	27	29							
33 KRAISART Decha (THA)	2	146	0		2 18	21	23	24	24	24	27	29							
34 VAN SIKKELERUS Jaimie (NED)	1	147	1									1 34							
35 BALDOLINI Alex (ITA)	1	147	0							1 28	31	34							
36 MORRENTINO Nicola Jr. (ITA)	1	147	0					1 27	27	28	31	34							
37 HILL Stefan (GBR)	1	147	0			1 24	27	27	27	28	31	34							
38 TOPARIS Tom (AUS)	1	147	0	1 15	20	24	27	27	27	28	31	34							

16/09/2018 First Line: Championship Standings - Second Line: Ranking Progression

These data/results cannot be reproduced, stored and/or transmitted in whole or in part by any manner of electronic, mechanical, photocopying, recording, broadcasting or otherwise now known or herein after developed without the previous express consent by the copyright owner, except for reproduction in daily press and regular printed publications on sale to the public within 60 days of the event related to those data/results and always provided that copyright symbol appears together as follows below.

© DORNA WSBK ORGANIZATION Srl 2018



Portimao 4.592 m

NOLAN Portuguese Round, 14 - 16 September 2018

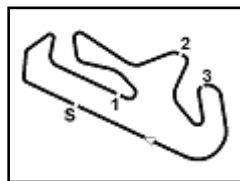
World Supersport - Championship Standings

Points	Points From First	Points From Previous	February 25	March 25	April 15	April 22	May 13	May 27	June 10	July 8	September 16	September 25	October 14	October 27	
			PHILLIP ISLAND	BURIRAM	ARAGÓN	ASSEN	IMOLA	DONINGTON PARK	BRNO	MISANO	PORTIMAO	MAGNY COURS	VILLICUM	LOSAIL	
FIM Europe Supersport Cup															
1 HARTOG Rob (NED)	27				6 1	8 1	5 1	1	5 1	3 1					
2 LAHTI Eemeli (FIN)	11 16			3 2	1 2	2	2	2	7 2	2					
3 COPPOLA Alfonso (ITA)	2 25 9								2 3	3					
4 TESSELS Wayne (NED)	2 25 0				2 3	3	3	3	3	3					

16/09/2018 First Line: Championship Standings - Second Line: Ranking Progression

These data/results cannot be reproduced, stored and/or transmitted in whole or in part by any manner of electronic, mechanical, photocopying, recording, broadcasting or otherwise now known or herein after developed without the previous express consent by the copyright owner, except for reproduction in daily press and regular printed publications on sale to the public within 60 days of the event related to those data/results and always provided that copyright symbol appears together as follows below.

© DORNA WSBK ORGANIZATION Srl 2018



NOLAN Portuguese Round, 14 - 16 September 2018

World Supersport - Manufacturers Standings

Portimao 4.592 m

Points	Points From First	Points From Previous	February 25	March 25	April 15	April 22	May 13	May 27	June 10	July 8	September 16	September 25	October 14	October 27			
			PHILLIP ISLAND	BURIRAM	ARAGÓN	ASSEN	IMOLA	DONINGTON PARK	BRNO	MISANO	PORTIMÃO	MAGNY COURS	VILLICUM	LOSAIL			
1	YAMAHA	225	25 1	25 1	25 1	25 1	25 1	25 1	25 1	25 1	25 1						
2	MV AGUSTA	116	109	10 3	9 2	5	16 3	16 2	16 2	20 2	13 2						
3	HONDA	83	142	33	8 4	7 4	11 3	9 3	9 3	6 3	8 3	16 3					
4	KAWASAKI	73	152	10	3 5	11 5	9 4	8 5	10 5	7 4	9 4	10 3	6 4				
5	TRIUMPH	45	180	28	11 2	6 3	10 2	11 2	7 3	5	5	5					
6	SUZUKI	11	214	34			3 6	1 6	6	6	7 6						

16/09/2018

First Line: Championship Standings - Second Line: Ranking Progression

These data/results cannot be reproduced, stored and/or transmitted in whole or in part by any manner of electronic, mechanical, photocopying, recording, broadcasting or otherwise now known or herein after developed without the previous express consent by the copyright owner, except for reproduction in daily press and regular printed publications on sale to the public within 60 days of the event related to those data/results and always provided that copyright symbol appears together as follows below.

© DORNA WSBK ORGANIZATION Srl 2018

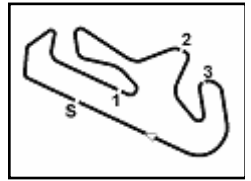
FIAT PERUGIA TIMING



Official Tyre Supplier



Official Timekeeper



Portimao 4.592 m

NOLAN Portuguese Round, 14 - 16 September 2018
World Supersport - Pirelli Best Laps Award

Points	Points From First	Points From Previous	February 25	March 25	April 15	April 22	May 13	May 27	June 10	July 8	September 16	September 25	October 14	October 27	
			PHILLIP ISLAND	BURIRAM	ARAGÓN	ASSEN	IMOLA	DONINGTON PARK	BRNO	MISANO	PORTIMÃO	MAGNY COURS	VILLICUM	LOSAIL	
Fastest Laps															
1	CORTESE Sandro (GER)	4	1		1			1		1					
2	MAHIAS Lucas (FRA)	3	1				1		1		1				
3	KRUMMENACHER Randy (SUI)	2	2	1		1									

16/09/2018

These data/results cannot be reproduced, stored and/or transmitted in whole or in part by any manner of electronic, mechanical, photocopying, recording, broadcasting or otherwise now known or herein after developed without the previous express consent by the copyright owner, except for reproduction in daily press and regular printed publications on sale to the public within 60 days of the event related to those data/results and always provided that copyright symbol appears together as follows below.

© DORNA WSBK ORGANIZATION Srl 2018

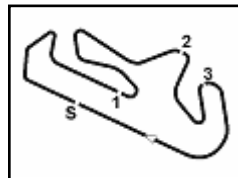
PIRELLI PERUGIA TIMING



Official Tyre Supplier



Official Timekeeper



Portimao 4.592 m

NOLAN Portuguese Round, 14 - 16 September 2018

World Supersport - Rider's Performance

1 / 2

Points	Points From First	Points From Previous	February 25 PHILLIP ISLAND		March 25 BURIRAM		April 15 ARAGÓN		April 22 ASSEN		May 13 IMOLA		May 27 DONINGTON PARK		June 10 BRNO		July 8 MISANO		September 16 PORTIMÃO		September 25 MAGNY COURS		October 14 VILLICUM		October 27 LOSAIL										
			G	R	G	R	G	R	G	R	G	R	G	R	G	R	G	R	G	R	G	R	G	R	G	R	G	R	G	R	G	R	G	R	
1	CORTESE	148	4	3	4	4	1	1	1	6	9	4	3	1	1	2	5	3	3	6															
2	CLUZEL	133	15	9	7	2	Rt	6	3	4	1	2	1	1	2	3	1	2	4	4	Rt														
3	MAHIAS	128	20	5	1	1	1	2	2	4	2	4	1	8	2	5	5	4	6	Rt	1	1													
4	KRUMMENACHER	127	21	1	7	2	5	1	5	11	6	2	11	5	4	4	2	5	3	5	6	5													
5	CARICASULO	124	24	3	2	4	3	3	3		7	Rt	4	2	7	6	6	Rt	1	1	2	2													
6	DE ROSA	116	32	8	8	6	12	7	4	Rt	3	3	10	3	6	3	4	3	4	2	5	4													
7	GRADINGER	47	101	69	13	10	19	11	14	23	14	9	19	12	11	8	10	6	13	Rt	15	9													
8	SMITH	55	93	-8	11	8	11	Rt	11	5	10	Rt	21	24	13	13	11	8	8	7	7	3													
9	STAPLEFORD	50	98	5	6	5	10	10	8	6	5	5	6	9	8	16	23	18	24	14	12	13													
10	WEST	51	97	-1	5	Rt	6	6	15	9	28		17	6	15	11	8	7	10	6															
11	BADOVINI	35	113	16	10	9	16	15	9	Rt	13	12	12	Rt	9	7	7	Rt	21	10	8	8													
12	OKUBO	24	124	11	12	14	9	19	10	Rt	12	Rt	8	10	5	Rt	12	13	9	9	9	10													
13	TUULI	38	110	-14	15	11	18	9	13	8	8	7	15	7																					
14	CRESSON	30	118	8	14	12	15	13	21	12	17	10	16	13	14	12	18	10	25	Rt															
15	SOOMER	21	127	9	20	Rt	24	17	22	18	15	11	32	16	16	14	13	12	15	15	10	7													
16	HARTOG	27	121	-6					16	10	11	8	5	11	17	Rt	15	11	23	13	19	Ex													
17	PEROLARI	5	143	22					24	16					20	15			20	12	11	Rt													
18	BARBERA	5	143	0																	13	11													
19	MORAIS	16	132	-11					7	7	9	Rt			10	9	9	Rt	11	Rt															
20	WAROKORN	11	137	5			8	5																											
21	IRWIN	11	137	0			25	20	26	20	20	13	22	14	12	10	17	17																	
22	LAHTI	11	137	0					19	13	19	15	18	Rt	19	18	14	9	19	Rt															
23	WILAIROT	8	140	3			7	8																											
24	GABELLINI	8	140	0									24	20					14	8															
25	BUSSOLOTI	5	143	3															12	11															
26	KENNEDY	4	144	1			14	12																											
27	QUERO MARTINEZ	4	144	0																	14	12													
28	SEBESTYEN	0	148	4					28	21	25	19	28	17					18	17	17	Rt													
29	SOFUOGLU	3	145	-3	3	13							3	Rt																					
30	CANDUCCI	2	146	1	18	Rt			12	14	21	Rt	27	18	25	21	21	16	26	19															
31	COPPOLA	2	146	0					20	Rt	22	20	23	19	22	19	16	14	22	23	21	20													
32	KRAISART	2	146	0			13	14																											
33	STANGE	0	148	2															34	Rt	24	16													

G = Grid - R = Race

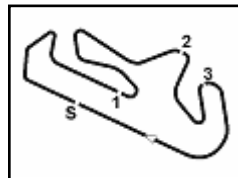
Ns = Did Not Start - Rt = Retired - Ex = Excluded

16/09/2018

These data/results cannot be reproduced, stored and/or transmitted in whole or in part by any manner of electronic, mechanical, photocopying, recording, broadcasting or otherwise now known or herein after developed without the previous express consent by the copyright owner, except for reproduction in daily press and regular printed publications on sale to the public within 60 days of the event related to those data/results and always provided that copyright symbol appears together as follows below.

© DORNA WSBK ORGANIZATION Srl 2018





Portimao 4.592 m

2 / 2

NOLAN Portuguese Round, 14 - 16 September 2018

World Supersport - Rider's Performance

	Points	Points From First	Points From Previous	February 25 PHILLIP ISLAND		March 25 BURIRAM		April 15 ARAGÓN		April 22 ASSEN		May 13 IMOLA		May 27 DONINGTON PARK		June 10 BRNO		July 8 MISANO		September 16 PORTIMÃO		September 25 MAGNY COURS		October 14 VILLICUM		October 27 LOSAIL					
				G	R	G	R	G	R	G	R	G	R	G	R	G	R	G	R	G	R	G	R	G	R	G	R	G	R	G	R
34 PONS	2	146	-2																	22	14										
35 TESSELS	2	146	0				25	22	18	14	25	21	24	20	25	20	29	20	18	Rt											
36 MORRENTINO	1	147	1								14	15																			
37 VAN SIKKELERUS	1	147	0	19	16	22	21	23	19	24	Rt	30	Rt	18	Rt	22		33	22	16	15										
38 TOPARIS	1	147	0	17	15																										
39 HILL	1	147	0	23				17	15	16	16	20	23	27	17	31	Rt	30	Rt												
40 BALDOLINI	1	147	0													19	15	27	Rt												

G = Grid - R = Race

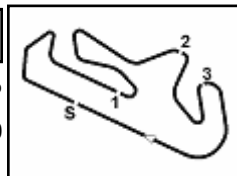
Ns = Did Not Start - Rt = Retired - Ex = Excluded

16/09/2018

These data/results cannot be reproduced, stored and/or transmitted in whole or in part by any manner of electronic, mechanical, photocopying, recording, broadcasting or otherwise now known or herein after developed without the previous express consent by the copyright owner, except for reproduction in daily press and regular printed publications on sale to the public within 60 days of the event related to those data/results and always provided that copyright symbol appears together as follows below.

© DORNA WSBK ORGANIZATION Srl 2018





NOLAN Portuguese Round, 14 - 16 September 2018

World Supersport - Best Laps & Speeds

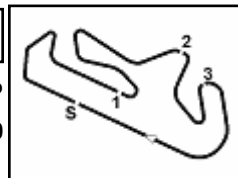
1 / 2

No.	Rider Bike	Nat	Best Lap		FP1		FP2		FP3		SP1		SP2		WUP		RC	
			LL	SPD	LL	SPD	LL	SPD	LL	SPD	LL	SPD	LL	SPD	LL	SPD	LL	SPD
1	144 L. MAHIAS Yamaha YZF R6	FRA	1'44.588	280,0	1'45.502	270,2	1'45.158	275,7	1'44.739	273,6			1'44.588	271,5	1'45.093	272,2	1'45.220	280,0
2	64 F. CARICASULO Yamaha YZF R6	ITA	1'44.762	285,9	1'45.325	273,6	1'45.557	285,1	1'44.762	275,0			1'44.813	270,9	1'45.052	282,1	1'45.391	285,9
3	11 S. CORTESE Yamaha YZF R6	GER	1'44.899	285,9	1'45.981	273,6	1'45.174	281,4	1'45.574	277,8			1'44.899	274,3	1'44.945	278,5	1'45.493	285,9
4	16 J. CLUZEL Yamaha YZF R6	FRA	1'45.036	280,7	1'46.017	278,5	1'45.054	280,7	1'45.036	279,2			1'45.094	278,5	1'45.655	277,8		
5	3 R. DE ROSA MV Agusta F3 675	ITA	1'45.295	276,4	1'46.621	260,4	1'46.683	266,9	1'45.598	275,0	1'45.938	266,9	1'45.295	267,5	1'45.953	274,3	1'45.716	276,4
6	111 K. SMITH Honda CBR600RR	GBR	1'45.568	277,1	1'46.170	270,2	1'45.825	272,9	1'46.106	274,3			1'45.884	270,9	1'45.983	270,2	1'45.568	277,1
7	21 R. KRUMMENACHER Yamaha YZF R6	SUI	1'45.278	278,5	1'45.791	271,5	1'46.067	277,8	1'45.278	275,0			1'45.578	269,5	1'45.719	275,0	1'45.999	278,5
8	81 L. STAPLEFORD Yamaha YZF R6	GBR	1'45.822	277,8	1'46.591	268,2	1'45.822	276,4	1'46.362	275,0			1'48.084	264,2	1'46.184	270,9	1'46.863	277,8
9	38 H. SOOMER Honda CBR600RR	EST	1'45.969	280,0	1'46.423	272,9	1'45.969	275,7	1'46.287	270,2			1'46.418	266,9	1'46.238	272,9	1'46.652	280,0
10	86 A. BADOVINI MV Agusta F3 675	ITA	1'46.059	273,6	1'46.213	267,5	1'46.059	268,8	1'46.711	268,8			1'46.068	267,5	1'46.542	265,5	1'46.633	273,6
11	6 C. PEROLARI Yamaha YZF R6	FRA	1'46.099	277,8	1'47.018	270,9	1'46.099	273,6	1'46.743	270,9			1'46.540	266,2	1'46.653	277,8	1'46.832	275,0
12	78 H. OKUBO Kawasaki ZX-6R	JPN	1'46.272	280,0	1'47.196	272,2	1'46.316	278,5	1'46.806	271,5	1'46.272	274,3	1'46.311	268,8	1'47.112	276,4	1'46.568	280,0
13	36 T. GRADINGER Yamaha YZF R6	AUT	1'46.343	285,1	1'47.696	277,1	1'46.343	281,4	1'47.187	277,1	1'47.185	277,1			1'47.189	277,1	1'46.427	285,1
14	39 B. QUERO MARTINEZ Yamaha YZF R6	ESP	1'46.388	280,0	1'48.737	268,2	1'46.505	277,8	1'47.076	276,4	1'46.729	262,3			1'47.161	276,4	1'46.388	280,0
15	98 H. BARBERA Kawasaki ZX-6R	ESP	1'46.531	277,8	1'47.741	273,6	1'48.616	270,2	1'46.749	274,3	1'46.588	275,0			1'46.608	277,8	1'46.531	277,8
16	56 P. SEBESTYEN Honda CBR600RR	HUN	1'46.685	278,5	1'47.402	270,9	1'46.990	275,7	1'46.789	273,6	1'47.408	269,5			1'46.685	274,3	1'47.001	278,5
17	47 R. HARTOG Kawasaki ZX-6R	NED	1'47.107	275,0	1'47.752	266,9	1'47.417	272,2	1'47.714	270,9	1'47.712	270,2			1'47.442	274,3	1'47.107	275,0
18	75 I. LOPES Yamaha YZF R6	POR	1'47.268	268,8	1'48.114	264,9	1'47.268	268,8	1'48.427	261,7	1'49.444	260,4			1'47.770	261,7	1'48.500	264,2
19	77 W. TESSELS Kawasaki ZX-6R	NED	1'46.910	275,7	1'47.775	272,2	1'47.269	275,0	1'46.910	270,2	1'47.435	269,5			1'47.384	272,2	1'47.295	275,7
20	74 J. VAN SIKKELERUS Honda CBR600RR	NED	1'47.397	270,9	1'48.767	261,1	1'47.568	265,5	1'48.015	259,2	1'47.397	265,5			1'48.076	262,3	1'47.597	270,9
21	49 S. HORNSEY Triumph Daytona 675	GBR	1'47.406	268,8	1'47.729	261,7	1'47.406	265,5	1'49.168	258,6	1'47.885	263,6			1'47.481	266,2	1'48.216	268,8
22	70 M. PONS Kawasaki ZX-6R	ESP	1'47.459	281,4	1'48.406	266,2	1'47.474	270,2	1'47.548	271,5	1'48.149	266,9			1'47.459	275,7	1'47.830	281,4
23	84 L. CRESSON Yamaha YZF R6	BEL	1'47.477	282,1	1'48.044	278,5	1'47.477	282,1										
24	88 C. STANGE Kawasaki ZX-6R	GER	1'47.802	276,4	1'49.498	264,2	1'48.628	268,2	1'48.057	271,5	1'48.499	268,8			1'47.908	275,7	1'47.802	276,4
25	15 A. COPPOLA Yamaha YZF R6	ITA	1'47.987	270,2	1'48.392	266,9	1'49.116	264,2	1'48.027	265,5	1'47.987	270,2			1'48.202	267,5	1'48.213	268,8

16/09/2018

These data/results cannot be reproduced, stored and/or transmitted in whole or in part by any manner of electronic, mechanical, photocopying, recording, broadcasting or otherwise now known or herein after developed without the previous express consent by the copyright owner, except for reproduction in daily press and regular printed publications on sale to the public within 60 days of the event related to those data/results and always provided that copyright symbol appears together as follows below.

© DORNA WSBK ORGANIZATION Srl 2018



NOLAN Portuguese Round, 14 - 16 September 2018

World Supersport - Best Laps & Speeds

2 / 2

No.	Rider Bike	Nat	Best Lap		FP1		FP2		FP3		SP1		SP2		WUP		RC	
			LL	SPD	LL	SPD	LL	SPD	LL	SPD	LL	SPD	LL	SPD	LL	SPD	LL	SPD
26	10 N. CALERO Kawasaki ZX-6R	ESP	1'48.199		1'48.270	266,2	1'48.305	272,2	1'48.381	267,5	1'48.215	266,2			1'48.199	271,5	1'48.996	268,8
27	50 K. NAGAO Kawasaki ZX-6R	JPN	1'48.227		1'50.240	272,2	1'49.324	272,2	1'49.027	266,2	1'48.710	265,5			1'48.227	268,2	1'48.746	272,2
28	34 J. ITURRIOZ Kawasaki ZX-6R	ARG	1'48.651		1'50.405	268,8	1'49.171	268,8	1'48.780	264,9	1'48.651	264,2			1'49.092	264,9	1'48.734	268,8
29	12 A. MURLEY Honda CBR600RR	GBR	1'49.802		1'49.802	263,6	1'52.518	263,6	1'51.139	259,8	1'51.529	255,5			1'51.669	253,7	1'51.765	262,3

16/09/2018

These data/results cannot be reproduced, stored and/or transmitted in whole or in part by any manner of electronic, mechanical, photocopying, recording, broadcasting or otherwise now known or herein after developed without the previous express consent by the copyright owner, except for reproduction in daily press and regular printed publications on sale to the public within 60 days of the event related to those data/results and always provided that copyright symbol appears together as follows below.

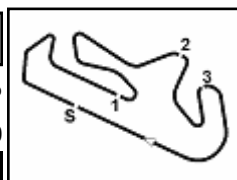
© DORNA WSBK ORGANIZATION Srl 2018

PIRELLI PERUGIA TIMING


Official Tyre Supplier



Official Timekeeper



Portimao 4.592 m

NOLAN Portuguese Round, 14 - 16 September 2018
World Supersport - Race Winners

	2015	2016	2017	2018
01 Phillip Island	Cluzel J. (FRA) MVA	Krummenacher R. (SUI) KAW	Rolfo R. (ITA) MVA	Mahias L. (FRA) YAM
02 Chang	Wilairot R. (THA) HON	Cluzel J. (FRA) MVA	Caricasulo F. (ITA) YAM	Krummenacher R. (SUI) YAM
03 Motorland Aragon	Sofuoglu K. (TUR) KAW	Sofuoglu K. (TUR) KAW	Mahias L. (FRA) YAM	Cortese S. (GER) YAM
04 TT Circuit Assen	Sofuoglu K. (TUR) KAW	Smith K. (GBR) HON	Sofuoglu K. (TUR) KAW	Cluzel J. (FRA) YAM
05 Autodromo Imola	Sofuoglu K. (TUR) KAW	Sofuoglu K. (TUR) KAW	Sofuoglu K. (TUR) KAW	Cluzel J. (FRA) YAM
06 Donington Park	Sofuoglu K. (TUR) KAW	Sofuoglu K. (TUR) KAW	Sofuoglu K. (TUR) KAW	Cortese S. (GER) YAM
07 Brno				Cluzel J. (FRA) YAM
08 Misano World Circuit	Cluzel J. (FRA) MVA	Sofuoglu K. (TUR) KAW	Sofuoglu K. (TUR) KAW	Caricasulo F. (ITA) YAM
09 Portimão	Cluzel J. (FRA) MVA		Sofuoglu K. (TUR) KAW	Mahias L. (FRA) YAM
10 Magny-Cours	Jacobsen P. (USA) HON	Cluzel J. (FRA) MVA	Tuuli N. (FIN) YAM	Cluzel J. (FRA) YAM
11 Villicum Circuit				Cluzel J. (FRA) YAM
12 Losail	Smith K. (GBR) HON	Smith K. (GBR) HON	Mahias L. (FRA) YAM	

2018

- 5 J. Cluzel
- 2 S. Cortese
- 2 L. Mahias
- 1 F. Caricasulo
- 1 R. Krummenacher

ALL TIMES

- | | | | |
|-------------------|-----------------|-------------------|---------------|
| 43 K. Sofuoglu | 5 C. Crutchlow | 2 P. Jacobsen | 1 G. Rea |
| 17 J. Cluzel | 4 J. Whitham | 2 R. Krummenacher | 1 L. Zanetti |
| 16 F. Foret | 4 K. Curtain | 2 S. Cortese | 1 N. Tuuli |
| 12 S. Charpentier | 4 C. Vermeulen | 1 P. Bontempi | 1 R. Wilairot |
| 12 E. Laverty | 4 L. Mahias | 1 P. Riba | |
| 11 K. Muggeridge | 3 I. MacPherson | 1 W. Zeelenberg | |
| 8 S. Lowes | 3 C. Kellner | 1 G. Nannelli | |
| 7 A. Pitt | 3 L. Scassa | 1 J. Vd Goorbergh | |
| 6 P. Casoli | 3 J. Lascorz | 1 L. Lanzi | |
| 6 K. Fujiwara | 3 J. Rea | 1 A. Badovini | |
| 6 S. Chambon | 3 K. Smith | 1 Y. Tiberio | |
| 6 J. Teuchert | 3 F. Caricasulo | 1 M. Roccoli | |
| 6 B. Parkes | 2 R. Xaus | 1 R. Rolfo | |
| 6 C. Davies | 2 J. Brookes | 1 S. Morais | |
| 6 M. van der Mark | 2 A. West | 1 M. Pirro | |

16/09/2018

These data/results cannot be reproduced, stored and/or transmitted in whole or in part by any manner of electronic, mechanical, photocopying, recording, broadcasting or otherwise now known or herein after developed without the previous express consent by the copyright owner, except for reproduction in daily press and regular printed publications on sale to the public within 60 days of the event related to those data/results and always provided that copyright symbol appears together as follows below.

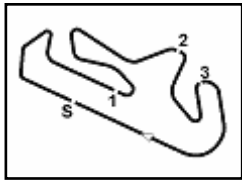
© DORNA WSBK ORGANIZATION Srl 2018

PIRELLI PERUGIA TIMING


Official Tyre Supplier



Official Timekeeper



NOLAN Portuguese Round, 14 - 16 September 2018

World Supersport - Team Standings

	February 25 PHILLIP ISLAND	March 25 BURIRAM	April 15 ARAGÓN	April 22 ASSEN	May 13 IMOLA	May 27 DONINGTON PARK	June 10 BRNO	July 8 MISANO	September 16 PORTIMAO	September 25 MAGNY COURS	October 14 VILLICUM	October 27 LOSAIL	
1 GRT Yamaha Official WorldSSP Team	252												
MAHIAS Lucas	128	25	20	13	13	8	11	13	25	25			
CARICASULO Federico	124	13	16	20	20	20	10	25	20				
2 NRT	180 (-72)												
CLUZEL Jules	133	9		16	25	25	20	25	13				
GRADINGER Thomas	47	6	5		7	4	8	10	7				
3 Kallio Racing	178 (-74)												
CORTESE Sandro	148	16	13	25	10	13	25	20	16	10			
CRESSON Loris	30	4	3	4	6	3	4	6					
4 MV Agusta Reparto Corse by Vamag	151 (-101)												
DE ROSA Raffaele	116	10	9		16	16	16	16	20	13			
BADOVINI Ayrton	35	7	1		4		9		6	8			
5 BARDAHL Evan Bros. WorldSSP Team	127 (-125)												
KRUMMENACHER Randy	127	20	25	5	20	11	13	11	11	11			
6 CIA Landlord Insurance Honda	82 (-170)												
TUULI Niki	38	5	7	8	9	9							
SMITH Kyle	33							8	9	16			
IRWIN Andrew	11				3	2	6						
7 Profile Racing	55 (-197)												
STAPLEFORD Luke	50	11	6	10	11	7		2	3				
KENNEDY Jack	4		4										
HILL Stefan	1			1									
8 EAB antwest Racing	51 (-201)												
WEST Anthony	51		10	7		10	5	9	10				
9 Kawasaki Puccetti Racing	48 (-204)												
OKUBO Hikari	24	2				6		3	7	6			
MORAIS Sheridan	16			9			7						
BARBERA Hector	5								5				
SOFUOGLU Kenan	3	3											
10 Team Hartog - Against Cancer	27 (-225)												
HARTOG Rob	27			6	8	5		5	3				
11 GEMAR Team Lorini	24 (-228)												
SMITH Kyle	22	8		11			3						
BALDOLINI Alex	1							1					
VAN SIKKELERUS Jaimie	1									1			
12 Racedays	21 (-231)												
SOOMER Hannes	21				5		2	4	1	9			
13 Sterkman Motorsport by HRP	11 (-241)												
LAHTI Eemeli	11			3	1			7					
14 CORE Kawasaki Thailand Racing Team	11 (-241)												
WAROKORN Thitipong	11		11										
15 Yamaha Thailand Racing Team	10 (-242)												
WILAIROT Ratthapong	8		8										
KRAISART Decha	2		2										
16 G.A.S. Racing Team	8 (-244)												
GABELLINI Lorenzo	8							8					
17 Team ROSSO CORSA	5 (-247)												
BUSSOLOTTI Marco	5							5					
18 GMT94 Yamaha	5 (-247)												

16/09/2018 * Independent teams

These data/results cannot be reproduced, stored and/or transmitted in whole or in part by any manner of electronic, mechanical, photocopying, recording, broadcasting or otherwise now known or herein after developed without the previous express consent by the copyright owner, except for reproduction in daily press and regular printed publications on sale to the public within 60 days of the event related to those data/results and always provided that copyright symbol appears together as follows below.

© DORNA WSBK ORGANIZATION Srl 2018

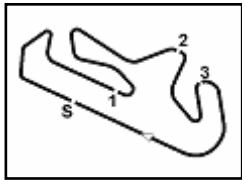
FICR PERUGIA TIMING



Official Tyre Supplier



Official Timekeeper



NOLAN Portuguese Round, 14 - 16 September 2018

World Supersport - Team Standings

	February 25 PHILLIP ISLAND	March 25 BURIRAM	April 15 ARAGÓN	April 22 ASSEN	May 13 IMOLA	May 27 DONINGTON PARK	June 10 BRNO	July 8 MISANO	September 16 PORTIMAO	September 25 MAGNY COURS	October 14 VILLICUM	October 27 LOSAIL	
PEROLARI Corentin	5					1		4					
19 EMPERADOR Racing Team				4									(-248)
QUERO MARTINEZ Borja	4								4				
20 H43 Team NOBBY DENSO				2									(-250)
PONS Miquel	2								2				
21 GRT Yamaha Official WorldSSP Junior Team				2									(-250)
COPPOLA Alfonso	2						2						
22 Chromeburner Wayne's Racingteam MtM				2									(-250)
TESSELS Wayne	2			2									
23 Team GoEleven Kawasaki				2									(-250)
CANDUCCI Michael	2		2										
24 Renzi Corse				1									(-251)
MORRENTINO Nicola Jr.	1				1								
25 Cube Racing				1									(-251)
TOPARIS Tom	1	1											

16/09/2018

These data/results cannot be reproduced, stored and/or transmitted in whole or in part by any manner of electronic, mechanical, photocopying, recording, broadcasting or otherwise now known or herein after developed without the previous express consent by the copyright owner, except for reproduction in daily press and regular printed publications on sale to the public within 60 days of the event related to those data/results and always provided that copyright symbol appears together as follows below.

© DORNA WSBK ORGANIZATION Srl 2018

FICR PERUGIA TIMING


Official Tyre Supplier



Official Timekeeper