

5077 m.

GRAN PREMIO MOVISTAR DE ARAGÓN

Free Practice Nr. 1

Classification

3

		<i>Rider</i>	<i>Nation</i>	<i>Team</i>	<i>Motorcycle</i>	<i>Time</i>	<i>Lap Total</i>	<i>Gap</i>	<i>Top Speed</i>
1	92	Yuki KUNII	JPN	Red Bull MotoGP Rookies Cup	KTM	2'03.117	11 15		220.7
2	40	Sean KELLY	USA	Red Bull MotoGP Rookies Cup	KTM	2'03.189	8 15	0.072 0.072	222.9
3	53	Deniz ÖNCÜ	TUR	Red Bull MotoGP Rookies Cup	KTM	2'03.291	12 14	0.174 0.102	221.4
4	11	Dan JONES	GBR	Red Bull MotoGP Rookies Cup	KTM	2'03.603	14 14	0.486 0.312	221.8
5	99	Carlos TATAY	SPA	Red Bull MotoGP Rookies Cup	KTM	2'03.611	13 15	0.494 0.008	228.2
6	28	Adrian CARRASCO	SPA	Red Bull MotoGP Rookies Cup	KTM	2'03.895	9 15	0.778 0.284	226.5
7	7	Barry BALTUS	BEL	Red Bull MotoGP Rookies Cup	KTM	2'03.930	13 15	0.813 0.035	218.6
8	43	Steward GARCIA	COL	Red Bull MotoGP Rookies Cup	KTM	2'04.005	8 14	0.888 0.075	221.8
9	24	Xavier ARTIGAS	SPA	Red Bull MotoGP Rookies Cup	KTM	2'04.008	8 15	0.891 0.003	223.3
10	83	Meikon KAWAKAMI	BRA	Red Bull MotoGP Rookies Cup	KTM	2'04.020	6 14	0.903 0.012	224.2
11	6	Ryusei YAMANAKA	JPN	Red Bull MotoGP Rookies Cup	KTM	2'04.055	12 15	0.938 0.035	223.6
12	5	Simon JESPERSEN	DEN	Red Bull MotoGP Rookies Cup	KTM	2'04.091	12 15	0.974 0.036	223.8
13	61	Can ÖNCÜ	TUR	Red Bull MotoGP Rookies Cup	KTM	2'04.093	10 14	0.976 0.002	217.6
14	3	Pasquale ALFANO	ITA	Red Bull MotoGP Rookies Cup	KTM	2'04.340	11 15	1.223 0.247	222.8
15	12	Filip SALAC	CZE	Red Bull MotoGP Rookies Cup	KTM	2'04.346	11 14	1.229 0.006	223.9
16	22	Peetu PAAVILAINEN	FIN	Red Bull MotoGP Rookies Cup	KTM	2'04.638	12 15	1.521 0.292	223.5
17	66	Adrian HUERTAS	SPA	Red Bull MotoGP Rookies Cup	KTM	2'04.660	9 13	1.543 0.022	220.0
18	19	Sasha DE VITS	BEL	Red Bull MotoGP Rookies Cup	KTM	2'05.024	11 14	1.907 0.364	222.9
19	31	Gerry SALIM	INA	Red Bull MotoGP Rookies Cup	KTM	2'05.052	5 13	1.935 0.028	225.0
20	30	Max COOK	GBR	Red Bull MotoGP Rookies Cup	KTM	2'06.282	8 14	3.165 1.230	220.8
21	29	Billy VAN EERDE	AUS	Red Bull MotoGP Rookies Cup	KTM	2'06.301	14 14	3.184 0.019	221.2
22	44	Nicolas HERNANDEZ	COL	Red Bull MotoGP Rookies Cup	KTM	2'07.155	2 6	4.038 0.854	226.5
<i>Not qualified (Out 107%)</i>						2'11.735			
	62	Aidan LIEBENBERG	RSA	Red Bull MotoGP Rookies Cup	KTM	2'17.475	8 13	14.35810.320	216.8

Practice condition: Dry

Air: 27°

Humidity: 51%

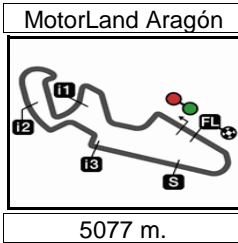
Ground: 36°

Fastest Lap:	Lap: 11	Yuki KUNII	2'03.117	148.4 Km/h
Circuit Record Lap:	2015	Raul FERNANDEZ	2'01.603	150.3 Km/h
Circuit Best Lap:	2015	Raul FERNANDEZ	2'01.603	150.3 Km/h

The results are provisional until the end of the limit for protest and appeals.

Time limit for protest expires 30' after publication of the results - Time:

DORNA DATA PROCESSING TIMING SERVICE DORNA DATA PROCESSING TIMING SERVICE DORNA DATA PROCESSING TIMING SERVICE DORNA DATA PROCESSING TIMING SERVICE DORNA DATA PROCESSING TIMING SERVICE DORNA DATA PROCESSING TIMING SERVICE DORNA DATA PROCESSING TIMING SERVICE DORNA DATA PROCESSING TIMING SERVICE DORNA DATA PROCESSING TIMING SERVICE DORNA DATA PROCCESSS



Results and timing service provided by TISSOT

RookiesCup

GRAN PREMIO MOVISTAR DE ARAGÓN

Free Practice Nr. 1

Chronological Analysis of Performances

5

* Lap / Sector time cancelled T1 Time from finish line to 1st intermediate T3 Time from 2nd intermed. to 3rd intermed.
P Crossing the finish line in pit lane T2 Time from 1st intermed. to 2nd intermed. T4 Time from 3rd intermediate to finish line

Lap	Lap Time	T1	T2	T3	T4	Speed	Lap	Lap Time	T1	T2	T3	T4	Speed
1st 92 Yuki KUNII Red Bull MotoGP Roo JPN							Runs=1 Total laps=15 Full laps=13						
1	2'29.403	33.538	36.787	24.227	32.565	212.9	9	2'04.143	35.544	34.257	22.983	31.359	220.6
2	2'06.228	35.751	35.132	23.219	32.126	216.0	10	2'03.503	34.928	34.279	22.808	31.488	219.5
3	2'04.901	35.132	34.935	22.962	31.872	215.5	11	2'05.978	35.928	34.684	23.350	32.016	215.7
4	2'04.494 *	34.970	34.788*	22.961	31.775	216.7	12	2'03.291	34.688	34.284	22.796	31.523	219.1
5	2'04.127	34.638	34.793	22.922	31.774	214.8	13	2'18.549 *	35.549	34.358*	23.103	45.539	96.6
6	2'04.310	34.949	34.671	22.951	31.739	218.4	14	2'03.892	34.759	34.272	23.268	31.593	221.4
7	2'03.974	34.620	34.737	22.883	31.734	217.6							
8	2'07.054	37.420	34.819	22.754	32.061	214.1							
9	2'04.220	34.769	34.546	22.980	31.925	214.8							
10	2'03.522	34.750	34.442	22.714	31.616	217.2							
11	2'03.117	34.705	34.460	22.673	31.279	220.7							
12	2'05.047	34.998	35.038	23.181	31.830	218.4							
13	2'05.993	34.618	34.449	24.115	32.811	213.6							
14	2'04.443	34.979	34.573	22.831	32.060	213.4							
15	2'04.129	34.918	34.536	22.691	31.984	213.7							
4th 11 Dan JONES Red Bull MotoGP Roo GBR							Runs=2 Total laps=14 Full laps=7						
1	2'30.547	32.170	36.152	28.084	35.118	164.4							
2	2'06.830	35.776	35.257	23.702	32.095	216.8							
3	2'07.800	35.356	35.041	23.177	34.226	218.3							
4	2'05.189	35.201	34.931	23.038	32.019	214.9							
5	2'05.629 *	35.259	34.752*	23.295	32.323*	217.5							
6	2'06.699 P	35.587	34.711	23.226	33.175	213.6							
7	3'41.352 *	33.565	35.712*	23.467	32.226	213.1							
8	2'05.819 *	35.409	34.725*	23.241	32.444	214.0							
9	2'16.700 *	35.558	36.237*	23.640	41.265*	112.0							
10	2'09.349	35.649	35.298	26.207	32.195	213.7							
11	2'04.295 *	34.969	34.505*	22.973	31.848	217.3							
12	2'04.458	34.871	34.506	23.261	31.820	221.8							
13	2'09.928	35.296	34.894	23.123	36.615	136.7							
14	2'03.603	34.787	34.204	22.867	31.745	218.5							
5th 99 Carlos TATAY Red Bull MotoGP Roo SPA							Runs=1 Total laps=15 Full laps=14						
1	2'30.076	35.046	37.397	24.127	32.075	220.4							
2	2'06.130	35.704	35.013	23.676	31.737	221.1							
3	2'04.276	35.054	34.685	23.060	31.477	219.9							
4	2'04.211	34.809	34.661	22.941	31.800	219.3							
5	2'04.399	34.784	34.947	23.233	31.435	221.2							
6	2'03.843	34.723	34.522	22.939	31.659	219.4							
7	2'06.181	34.715	36.005	23.452	32.009	215.8							
8	2'04.037	34.719	34.534	23.009	31.775	217.4							
9	2'04.129	34.786	34.508	23.071	31.764	218.1							
10	2'03.946	34.872	34.584	22.815	31.675	218.1							
11	2'04.005	34.748	34.645	22.966	31.646	218.9							
12	2'05.772	35.918	34.898	23.215	31.741	220.1							
13	2'03.611	34.630	34.309	23.192	31.480	228.2							
14	2'07.571	34.711	37.488	23.454	31.918	219.0							
15	2'04.097	34.875	34.535	22.847	31.840	217.6							
6th 28 Adrian CARRASCO Red Bull MotoGP Roo SPA							Runs=1 Total laps=15 Full laps=14						
1	2'19.528	31.461	36.332	24.028	31.864	224.6							
2	2'07.178	36.409	35.176	23.466	32.127	219.5							

Fastest Lap:	Yuki KUNII	Red Bull MotoGP Roo	JPN	2'03.117	34.705	34.460	22.673	31.279
---------------------	------------	---------------------	-----	----------	--------	--------	--------	--------

DORNA DATA PROCESSING TIMING SERVICE DORNA DATA PROCESSING TIMING SERVICE DORNA DATA PROCESSING TIMING SERVICE DORNA DATA PROCESSING TIMING SERVICE DORNA DATA PROCESSING TIMING SERVICE DORNA DATA PROCESSING TIMING SERVICE DORNA DATA PROCESSING TIMING SERVICE DORNA DATA PROCCESSS



Free Practice Nr. 1

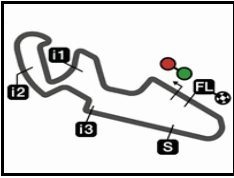
RookiesCup

Lap	Lap Time	T1	T2	T3	T4	Speed	Lap	Lap Time	T1	T2	T3	T4	Speed	
19th	31	Gerry SALIM Red Bull MotoGP Roo INA						4	2'09.442	37.589	35.641	24.052	32.160	215.7
		Runs=3	Total laps=13	Full laps=8			5	2'08.759	36.534	35.648	24.241	32.336	213.9	
							6	2'07.366	36.305	35.386	23.617	32.058	214.9	
1	2'29.950	34.822	41.408	24.962	32.596	218.8								
2	2'07.353	36.316	35.269	23.950	31.818	222.9								
3	2'05.599	35.661	34.986	23.176	<u>31.776</u>	<u>225.0</u>								
4	2'08.348	37.074	35.824	23.427	32.023	218.0								
5	<u>2'05.052</u>	<u>35.236</u>	<u>34.817</u>	<u>23.019</u>	31.980	218.8								
6	2'06.358	35.706	35.236	23.571	31.845	221.4								
7	2'17.003 P	36.861	36.245	24.611	39.286	195.0								
8	2'40.367	38.913	37.539	24.151	32.797	214.5								
9	2'06.864	35.765	35.413	23.261	32.425	214.9								
10	2'06.996	35.713	35.402	23.236	32.645	214.7								
11	2'17.206 P	37.749	37.169	24.678	37.610	209.7								
12	3'23.164	35.592	35.306	24.131	33.245	211.7								
13	2'08.322	36.490	35.767	23.473	32.592	214.8								
20th	30	Max COOK Red Bull MotoGP Roo GBR												
		Runs=3	Total laps=14	Full laps=4										
1	2'20.739	32.370	37.234	24.269	32.361	<u>220.8</u>								
2	2'07.943	36.244	35.740	23.912	32.047	220.5								
3	2'06.739 *	35.855	35.263*	23.415	32.206	218.1								
4	2'10.534 *	35.658	35.208*	27.604	32.064	219.1								
5	2'07.626 P	35.576	35.292*	23.378	33.380	216.1								
6	3'38.467	34.390	35.447	23.703	32.322	215.5								
7	2'06.837 *	35.724	35.322*	23.496	32.295	215.1								
8	<u>2'06.282</u>	35.773	35.062	23.222	32.225	214.5								
9	2'07.208 P	<u>35.405</u>	34.994*	23.461	33.348	213.0								
10	2'29.671	32.621	<u>34.933</u>	<u>23.129</u>	<u>32.024</u>	215.6								
11	2'07.094 *	36.406	35.086	23.282	32.320*	214.7								
12	2'06.273 *	35.593	35.186*	23.304	32.190	216.6								
13	2'14.398	35.683	36.889	27.936	33.890	202.5								
14	2'10.618	39.837	35.233	23.235	32.313	215.1								
21st	29	Billy VAN EERDE Red Bull MotoGP Roo AUS												
		Runs=2	Total laps=14	Full laps=8										
1	2'24.571	33.795	37.357	29.701	32.912	219.3								
2	2'10.185	37.147	36.375	24.071	32.592	217.9								
3	2'07.520	36.374	35.400	23.508	32.238	<u>221.2</u>								
4	2'06.715	35.768	35.116	23.601	32.230	218.2								
5	2'06.738 *	35.949	35.212*	23.349	32.228	218.4								
6	2'06.707	35.840	35.398	23.542	<u>31.927</u>	220.6								
7	2'24.609 *	35.874	35.379*	40.226	33.130	218.0								
8	2'07.474	36.180	35.312	23.594	32.388	217.2								
9	2'17.346 P	36.665	36.796	26.444	37.441	195.2								
10	3'40.066	32.771	36.036	23.692	32.443	216.7								
11	2'07.049	36.188	35.167	23.317	32.377	218.1								
12	2'06.782	36.387	<u>34.991</u>	23.307	32.097	218.2								
13	2'06.288 *	<u>35.700</u>	35.032*	23.445	32.111	217.8								
14	<u>2'06.301</u>	35.752	35.022	<u>23.238</u>	32.289	215.9								
22nd	44	Nicolas HERNANDE Red Bull MotoGP Roo COL												
		Runs=2	Total laps=7	Full laps=6										
1	2'19.763	33.198	36.646	24.960	31.884	<u>226.5</u>								
2	<u>2'07.155</u>	36.596	35.436	<u>23.364</u>	<u>31.759</u>	224.8								
	unfinished	<u>36.109</u>	<u>35.116</u>											
3	2'16.373	39.204	38.873	24.934	33.362	214.7								

Fastest Lap: Yuki KUNII Red Bull MotoGP Roo JPN **2'03.117** 34.705 34.460 22.673 31.279

DORNA DATA PROCESSING TIMING SERVICE DORNA DATA PROCESSING TIMING SERVICE DORNA DATA PROCESSING TIMING SERVICE DORNA DATA PROCESSING TIMING SERVICE DORNA DATA PROCESSING TIMING SERVICE DORNA DATA PROCESSES





5077 m.

GRAN PREMIO MOVISTAR DE ARAGÓN

Free Practice Nr. 1

Best Partial Times


RookiesCup

IT Ideal Lap Time, sum of the best partial times

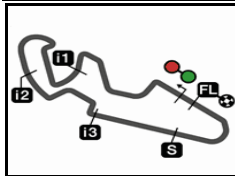
BT Best Lap Time

T1		T2		T3		T4						
Pos	Rider	Time	Rider	Time	Rider	Time	Rider	Time	Pos	Rider	IT	BT
1	B.BALTUS	34.585	S.GARCIA	34.168	Y.KUNII	22.673	Y.KUNII	31.279	1	S.KELLY	2'02.904	2'03.189 (2)
2	Y.KUNII	34.618	D.JONES	34.204	S.JESPERSEN	22.674	D.ÖNCÜ	31.359	2	Y.KUNII	2'03.012	2'03.117 (1)
3	C.TATAY	34.630	S.KELLY	34.207	S.KELLY	22.677	S.KELLY	31.385	3	D.ÖNCÜ	2'03.100	2'03.291 (3)
4	S.KELLY	34.635	D.ÖNCÜ	34.257	C.ÖNCÜ	22.677	A.CARRASCO	31.406	4	C.TATAY	2'03.189	2'03.611 (5)
5	C.ÖNCÜ	34.671	P.ALFANO	34.277	F.SALAC	22.685	C.TATAY	31.435	5	B.BALTUS	2'03.358	2'03.930 (7)
6	M.KAWAKAMI	34.677	B.BALTUS	34.289	S.GARCIA	22.756	X.ARTIGAS	31.507	6	A.CARRASCO	2'03.472	2'03.895 (6)
7	D.ÖNCÜ	34.688	C.TATAY	34.309	B.BALTUS	22.760	S.GARCIA	31.577	7	C.ÖNCÜ	2'03.489	2'04.093 (13)
8	D.JONES	34.787	R.YAMANAKA	34.341	P.ALFANO	22.762	R.YAMANAKA	31.601	8	D.JONES	2'03.603	2'03.603 (4)
9	A.CARRASCO	34.867	A.CARRASCO	34.425	A.CARRASCO	22.774	P.ALFANO	31.617	9	M.KAWAKAMI	2'03.654	2'04.020 (10)
10	X.ARTIGAS	34.880	C.ÖNCÜ	34.438	D.ÖNCÜ	22.796	M.KAWAKAMI	31.638	10	S.GARCIA	2'03.696	2'04.005 (8)
11	F.SALAC	34.915	Y.KUNII	34.442	C.TATAY	22.815	P.PAAVILAINEN	31.651	11	R.YAMANAKA	2'03.720	2'04.055 (11)
12	R.YAMANAKA	34.937	M.KAWAKAMI	34.468	R.YAMANAKA	22.841	S.JESPERSEN	31.652	12	P.ALFANO	2'03.722	2'04.340 (14)
13	S.JESPERSEN	34.952	F.SALAC	34.475	D.JONES	22.867	F.SALAC	31.661	13	F.SALAC	2'03.736	2'04.346 (15)
14	P.ALFANO	35.066	S.JESPERSEN	34.498	M.KAWAKAMI	22.871	S.DE VITS	31.677	14	X.ARTIGAS	2'03.770	2'04.008 (9)
15	A.HUERTAS	35.077	X.ARTIGAS	34.500	X.ARTIGAS	22.883	C.ÖNCÜ	31.703	15	S.JESPERSEN	2'03.776	2'04.091 (12)
16	P.PAAVILAINEN	35.111	P.PAAVILAINEN	34.528	G.SALIM	23.019	B.BALTUS	31.724	16	P.PAAVILAINEN	2'04.344	2'04.638 (16)
17	S.GARCIA	35.195	S.DE VITS	34.559	A.HUERTAS	23.034	D.JONES	31.745	17	A.HUERTAS	2'04.496	2'04.660 (17)
18	S.DE VITS	35.223	A.HUERTAS	34.636	P.PAAVILAINEN	23.054	A.HUERTAS	31.749	18	S.DE VITS	2'04.544	2'05.024 (18)
19	G.SALIM	35.236	G.SALIM	34.817	S.DE VITS	23.085	N.HERNANDEZ	31.759	19	G.SALIM	2'04.848	2'05.052 (19)
20	M.COOK	35.405	M.COOK	34.933	M.COOK	23.129	G.SALIM	31.776	20	M.COOK	2'05.491	2'06.282 (20)
21	B.VAN EERDE	35.700	B.VAN EERDE	34.991	B.VAN EERDE	23.238	B.VAN EERDE	31.927	21	B.VAN EERDE	2'05.856	2'06.301 (21)
22	N.HERNANDEZ	36.109	N.HERNANDEZ	35.116	N.HERNANDEZ	23.364	M.COOK	32.024	22	N.HERNANDEZ	2'06.348	2'07.155 (22)
23	A.LIEBENBERG	38.925	A.LIEBENBERG	38.149	A.LIEBENBERG	25.405	A.LIEBENBERG	34.286	23	A.LIEBENBERG	2'16.765	2'17.475 (23)

MotorLand Aragón

Results and timing service provided by 

RookiesCup




5077 m.

GRAN PREMIO MOVISTAR DE ARAGÓN

Free Practice Nr. 1

Fastest Laps Sequence

<i>Practice Time</i>	 <i>Rider</i>	<i>Nation</i>	<i>Motorcycle</i>	<i>Time</i>	<i>Km/h</i>	<i>Rider's Lap</i>
4'21.278	22 Peetu PAAVILAINEN	FIN	KTM	2'06.691	144.2	2
4'22.111	24 Xavier ARTIGAS	SPA	KTM	2'05.007	146.2	2
6'29.703	43 Steward GARCIA	COL	KTM	2'04.907	146.3	3
6'40.482	99 Carlos TATAY	SPA	KTM	2'04.276	147.0	3
8'44.693	99 Carlos TATAY	SPA	KTM	2'04.211	147.1	4
10'40.952	40 Sean KELLY	USA	KTM	2'03.986	147.4	5
12'52.935	99 Carlos TATAY	SPA	KTM	2'03.843	147.5	6
15'22.660	53 Deniz ÖNCÜ	TUR	KTM	2'03.528	147.9	7
16'55.930	40 Sean KELLY	USA	KTM	2'03.189	148.3	8
23'15.350	92 Yuki KUNII	JPN	KTM	2'03.117	148.4	11

DORNA DATA PROCESSING TIMING SERVICE DORNA DATA PROCESSING TIMING SERVICE DORNA DATA PROCESSING TIMING SERVICE DORNA DATA PROCESSING TIMING SERVICE DORNA DATA PROCESSING TIMING SERVICE DORNA DATA PROCESSING TIMING SERVICE DORNA DATA PROCESSING TIMING SERVICE DORNA DATA PROCCCESSS

