MotorLand Aragón

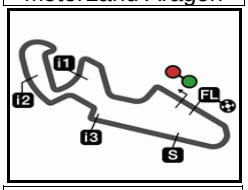

5077 m.

Results and timing service provided by TISSOT

RookiesCup

GRAN PREMIO MOVISTAR DE ARAGÓN

Free Practice Nr. 2

Classification

9

		Rider	Nation	Team	Motorcycle	Time	Lap	Total	Gap		Top Speed
1	53	**Deniz ÖNCÜ**	TUR	Red Bull MotoGP Rookies Cup	KTM	**2'02.342**	9	15			**222.4**
2	99	**Carlos TATAY**	SPA	Red Bull MotoGP Rookies Cup	KTM	**2'02.615**	5	14	0.273	0.273	**226.4**
3	22	**Peetu PAAVILAINEN**	FIN	Red Bull MotoGP Rookies Cup	KTM	**2'02.937**	13	15	0.595	0.322	**224.3**
4	83	**Meikon KAWAKAMI**	BRA	Red Bull MotoGP Rookies Cup	KTM	**2'03.207**	10	15	0.865	0.270	**223.6**
5	92	**Yuki KUNII**	JPN	Red Bull MotoGP Rookies Cup	KTM	**2'03.221**	9	15	0.879	0.014	**222.8**
6	43	**Steward GARCIA**	COL	Red Bull MotoGP Rookies Cup	KTM	**2'03.244**	13	14	0.902	0.023	**228.3**
7	61	**Can ÖNCÜ**	TUR	Red Bull MotoGP Rookies Cup	KTM	**2'03.317**	14	15	0.975	0.073	**226.0**
8	11	**Dan JONES**	GBR	Red Bull MotoGP Rookies Cup	KTM	**2'03.332**	5	13	0.990	0.015	**224.3**
9	7	**Barry BALTUS**	BEL	Red Bull MotoGP Rookies Cup	KTM	**2'03.422**	5	14	1.080	0.090	**219.6**
10	6	**Ryusei YAMANAKA**	JPN	Red Bull MotoGP Rookies Cup	KTM	**2'03.480**	5	15	1.138	0.058	**222.7**
11	5	**Simon JESPERSEN**	DEN	Red Bull MotoGP Rookies Cup	KTM	**2'03.518**	10	15	1.176	0.038	**224.4**
12	12	**Filip SALAC**	CZE	Red Bull MotoGP Rookies Cup	KTM	**2'03.556**	13	15	1.214	0.038	**227.4**
13	31	**Gerry SALIM**	INA	Red Bull MotoGP Rookies Cup	KTM	**2'03.618**	7	14	1.276	0.062	**224.2**
14	40	**Sean KELLY**	USA	Red Bull MotoGP Rookies Cup	KTM	**2'03.644**	6	14	1.302	0.026	**222.2**
15	3	**Pasquale ALFANO**	ITA	Red Bull MotoGP Rookies Cup	KTM	**2'03.736**	12	14	1.394	0.092	**224.2**
16	66	**Adrian HUERTAS**	SPA	Red Bull MotoGP Rookies Cup	KTM	**2'03.812**	5	13	1.470	0.076	**225.1**
17	24	**Xavier ARTIGAS**	SPA	Red Bull MotoGP Rookies Cup	KTM	**2'03.828**	5	14	1.486	0.016	**225.2**
18	29	**Billy VAN EERDE**	AUS	Red Bull MotoGP Rookies Cup	KTM	**2'03.938**	10	15	1.596	0.110	**226.4**
19	19	**Sasha DE VITS**	BEL	Red Bull MotoGP Rookies Cup	KTM	**2'03.959**	10	15	1.617	0.021	**224.7**
20	30	**Max COOK**	GBR	Red Bull MotoGP Rookies Cup	KTM	**2'04.228**	6	14	1.886	0.269	**223.6**
21	28	**Adrian CARRASCO**	SPA	Red Bull MotoGP Rookies Cup	KTM	**2'04.240**	14	14	1.898	0.012	**225.6**
22	44	**Nicolas HERNANDEZ**	COL	Red Bull MotoGP Rookies Cup	KTM	**2'04.588**	4	13	2.246	0.348	**225.2**
Not classified											
	62	**Aidan LIEBENBERG**	RSA	Red Bull MotoGP Rookies Cup	KTM						

Practice condition: **Dry**
Air: 32°
Humidity: 33%
Ground: 44°

Fastest Lap:	Lap: 9	**Deniz ÖNCÜ**	**2'02.342**	149.3 Km/h
Circuit Record Lap:	2015	**Raul FERNANDEZ**	**2'01.603**	150.3 Km/h
Circuit Best Lap:	2015	**Raul FERNANDEZ**	**2'01.603**	150.3 Km/h

The results are provisional until the end of the limit for protest and appeals.

Time limit for protest expires 30' after publication of the results - ..... Time: .....

DORNA DATA PROCESSING .TIMING SERVICE DORNA DATA PROCESSING TIMING SERVICE DORNA DATA PROCESSING TIMING SERVICE DORNA DATA PROCESSING TIMING SERVICE DORNA DATA PROCESSING TIMING SERVICE DORNA DATA PROCESSING TIMING SERVICE DORNA DATA PROCESSING TIMING SERVICE DORNA DATA PROCCEESSS

Alcañiz, Friday, September 21, 2018

MotorLand Aragón

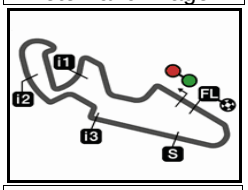

5077 m.

Results and timing service provided by TISSOT

RookiesCup

GRAN PREMIO MOVISTAR DE ARAGÓN

Free Practice Nr. 2

Top Speed & Average

4

	Rider	Nation	Motorcycle	Top 5 speeds					Average	Top
43	**Steward GARCIA**	**COL**	KTM	228.3	227.3	225.2	224.7	223.8	225.9	**228.3**
12	**Filip SALAC**	**CZE**	KTM	227.4	225.1	223.2	220.1	219.4	223.0	**227.4**
29	**Billy VAN EERDE**	**AUS**	KTM	226.4	226.0	225.1	224.7	223.4	225.1	**226.4**
99	**Carlos TATAY**	**SPA**	KTM	226.4	225.0	223.9	219.6	219.6	222.9	**226.4**
61	**Can ÖNCÜ**	**TUR**	KTM	226.0	225.8	225.3	222.2	221.5	224.2	**226.0**
28	**Adrian CARRASCO**	**SPA**	KTM	225.6	221.7	220.5	216.0	215.4	219.8	**225.6**
24	**Xavier ARTIGAS**	**SPA**	KTM	225.2	224.6	222.6	221.4	221.2	223.0	**225.2**
44	**Nicolas HERNANDEZ**	**COL**	KTM	225.2	220.8	220.7	220.1	219.4	221.2	**225.2**
66	**Adrian HUERTAS**	**SPA**	KTM	225.1	223.8	223.7	220.1	218.7	222.3	**225.1**
19	**Sasha DE VITS**	**BEL**	KTM	224.7	224.3	223.7	223.6	222.9	223.8	**224.7**
5	**Simon JESPERSEN**	**DEN**	KTM	224.4	223.7	223.5	223.4	223.0	223.6	**224.4**
11	**Dan JONES**	**GBR**	KTM	224.3	223.9	223.5	221.9	221.9	223.1	**224.3**
22	**Peetu PAAVILAINEN**	**FIN**	KTM	224.3	224.1	223.7	222.2	218.4	222.5	**224.3**
31	**Gerry SALIM**	**INA**	KTM	224.2	223.3	222.4	222.1	221.7	222.6	**224.2**
3	**Pasquale ALFANO**	**ITA**	KTM	224.2	223.6	222.8	222.4	222.0	223.0	**224.2**
30	**Max COOK**	**GBR**	KTM	223.6	223.1	222.5	220.2	217.4	221.4	**223.6**
83	**Meikon KAWAKAMI**	**BRA**	KTM	223.6	223.4	221.2	220.9	220.6	221.9	**223.6**
92	**Yuki KUNII**	**JPN**	KTM	222.8	222.3	222.2	221.9	221.7	222.2	**222.8**
6	**Ryusei YAMANAKA**	**JPN**	KTM	222.7	221.0	219.3	218.5	218.0	219.6	**222.7**
53	**Deniz ÖNCÜ**	**TUR**	KTM	222.4	222.2	221.7	221.6	221.5	221.9	**222.4**
40	**Sean KELLY**	**USA**	KTM	222.2	222.1	222.1	220.5	220.0	221.4	**222.2**
7	**Barry BALTUS**	**BEL**	KTM	219.6	219.6	218.8	214.7	213.9	216.8	**219.6**

DORNA DATA PROCESSING ,TIMING SERVICE DORNA DATA PROCESSING TIMING SERVICE DORNA DATA PROCESSING TIMING SERVICE DORNA DATA PROCESSING TIMING SERVICE DORNA DATA PROCESSING TIMING SERVICE DORNA DATA PROCESSING TIMING SERVICE DORNA DATA PROCESSING TIMING SERVICE DORNA DATA PROCCEESSS

Alcañiz, Friday, September 21, 2018

MotorLand Aragón

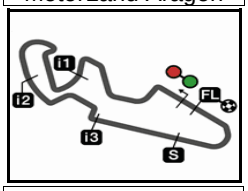

5077 m.

Results and timing service provided by TISSOT

RookiesCup

GRAN PREMIO MOVISTAR DE ARAGÓN

Free Practice Nr. 2

Chronological Analysis of Performances

5

** Lap / Sector time cancelled*
P *Crossing the finish line in pit lane*
T1 *Time from finish line to 1st intermediate*
T2 *Time from 1st intermed. to 2nd intermed.*
T3 *Time from 2nd intermed. to 3rd intermed.*
T4 *Time from 3rd intermediate to finish line*

1st 53 Deniz ÖNCÜ — Red Bull MotoGP Roo TUR

Runs=1 Total laps=15 Full laps=12

Lap	Lap Time		T1	T2	T3	T4	Speed
1	2'42.562		32.214	35.215	22.975	31.628	220.4
2	**2'03.729**		35.220	34.443	22.730	31.336	221.6
3	2'03.773	*	34.837	34.471*	22.864	31.601	218.5
4	**2'04.430**		34.892	34.484	23.276	31.778	218.9
5	**2'03.158**		34.764	34.303	22.803	31.288	222.2
6	**2'03.032**		34.557	34.345	22.801	31.329	220.5
7	**2'02.678**		34.454	34.236	22.651	31.337	220.9
8	**2'02.846**		34.422	34.251	22.689	31.484	219.6
9	**2'02.342**		34.372	34.123	22.651	31.196	221.7
10	**2'05.102**		34.451	34.287	24.849	31.515	221.5
11	**2'03.644**		34.921	34.402	22.851	31.470	220.6
12	**2'03.180**		34.485	34.257	22.761	31.677	222.4
13	2'18.179	*	49.476	34.468	22.788	31.447*	219.4
14	**2'03.464**		34.734	34.250	22.952	31.528	219.8
15	**2'06.342**		34.537	34.821	22.870	34.114	179.1

2nd 99 Carlos TATAY — Red Bull MotoGP Roo SPA

Runs=2 Total laps=14 Full laps=11

Lap	Lap Time		T1	T2	T3	T4	Speed
1	2'24.040		34.494	37.545	23.804	32.345	215.6
2	**2'07.675**		34.722	34.825	23.895	34.233	190.5
3	**2'02.873**		34.584	34.432	22.862	30.995	226.4
4	**2'03.016**		34.461	34.485	22.912	31.158	225.0
5	**2'02.615**		34.505	34.130	22.662	31.318	223.9
6	**2'03.136**		34.621	34.309	22.615	31.591	219.4
7	2'09.840	P	34.659	37.489	23.559	34.133	206.4
8	3'26.546		31.322	35.209	23.195	31.851	219.3
9	**2'03.662**		34.704	34.503	22.683	31.772	219.2
10	**2'03.108**		34.562	34.259	22.642	31.645	219.6
11	**2'03.335**		34.612	34.359	22.674	31.690	218.0
12	**2'03.384**		34.744	34.406	22.612	31.622	218.4
13	**2'03.178**		34.461	34.335	22.770	31.612	219.6
14	**2'03.319**		34.515	34.313	22.704	31.787	217.8

3rd 22 Peetu PAAVILAINE — Red Bull MotoGP Roo FIN

Runs=1 Total laps=15 Full laps=10

Lap	Lap Time		T1	T2	T3	T4	Speed
1	2'11.539		31.715	35.645	23.565	32.479	217.9
2	**2'04.541**		35.160	34.596	23.052	31.733	222.2
3	**2'04.353**		35.201	34.426	22.998	31.728	218.4
4	**2'04.361**		35.060	34.465	23.025	31.811	215.4
5	**2'04.762**		35.150	34.559	23.085	31.968	216.7
6	2'05.040	*	35.402	34.472*	23.131	32.035	215.9
7	**2'03.837**		34.981	34.275	22.736	31.845	216.0
8	**2'03.932**		34.805	34.280	22.906	31.941	216.2
9	2'12.616	*	36.286	37.489*	24.474	34.367	199.7
10	2'14.691	*	44.307	35.352*	23.159	31.873	216.0
11	**2'05.084**		35.162	34.372	23.635	31.915	217.6
12	**2'04.012**		34.949	34.361	22.963	31.739	216.4
13	**2'02.937**		34.525	34.134	22.963	31.315	224.1
14	**2'03.350**		34.933	34.301	22.755	31.361	223.7
15	2'03.453	*	34.660	34.218*	23.104	31.471	224.3

4th 83 Meikon KAWAKAMI — Red Bull MotoGP Roo BRA

Runs=1 Total laps=15 Full laps=9

Lap	Lap Time		T1	T2	T3	T4	Speed
1	2'21.939		32.215	35.730	23.178	32.834	214.8
2	**2'09.586**		36.566	37.406	23.241	32.373	215.6
3	**2'04.090**		35.024	34.444	22.814	31.808	218.9
4	**2'03.692**		34.733	34.411	22.953	31.595	221.2
5	**2'05.251**		34.623	34.329	23.907	32.392	218.6
6	**2'03.813**		34.786	34.508	22.716	31.803	218.0
7	2'03.913	*	34.656	34.516*	22.914	31.827	220.6
8	**2'05.164**		34.748	34.456	23.169	32.791	206.4
9	2'04.156	*	34.826	34.550*	22.895	31.885	220.9
10	**2'03.207**		34.743	34.244	22.711	31.509	223.6
11	2'04.566	*	34.942	34.688*	22.981	31.955	220.3
12	**2'11.556**		37.060	36.731	22.778	34.987	175.2
13	2'04.174	*	34.915	34.626	22.634	31.999*	214.8
14	**2'03.777**		34.744	34.456	22.759	31.818	218.9
15	2'03.069	*	34.322	34.199*	22.901	31.647	223.4

5th 92 Yuki KUNII — Red Bull MotoGP Roo JPN

Runs=1 Total laps=15 Full laps=8

Lap	Lap Time		T1	T2	T3	T4	Speed
1	2'24.129		31.573	36.200	23.615	31.606	222.2
2	**2'06.947**		34.819	36.245	22.958	32.925	210.3
3	**2'03.635**		34.805	34.554	22.845	31.431	220.1
4	2'03.162	*	34.487	34.534*	22.991	31.150	222.8
5	2'03.786	*	34.937	34.703*	22.792	31.354	221.9
6	2'04.216	*	34.757	34.662*	22.908	31.889	216.3
7	**2'03.370**		34.409	34.621	22.744	31.596	219.0
8	2'09.027	*	35.191	37.383*	24.220	32.233	209.7
9	**2'03.221**		34.562	34.129	22.958	31.572	221.7
10	**2'04.687**		35.687	34.641	22.762	31.597	220.8
11	2'04.185	*	35.125	34.769*	22.835	31.456	222.3
12	2'05.334	*	34.910	35.299*	23.428	31.697	217.5
13	**2'03.856**		34.780	34.667	22.750	31.659	220.8
14	**2'04.263**		35.266	34.367	22.605	32.025	213.6
15	**2'03.743**		34.563	34.397	22.713	32.070	215.4

6th 43 Steward GARCIA — Red Bull MotoGP Roo COL

Runs=2 Total laps=14 Full laps=10

Lap	Lap Time		T1	T2	T3	T4	Speed
1	2'21.820		34.235	36.335	24.241	33.761	216.3

Fastest Lap: Deniz ÖNCÜ — Red Bull MotoGP Roo TUR — **2'02.342** — 34.372 — 34.123 — 22.651 — 31.196

DORNA DATA PROCESSING -TIMING SERVICE DORNA DATA PROCESSING TIMING SERVICE DORNA DATA PROCESSING TIMING SERVICE DORNA DATA PROCESSING TIMING SERVICE DORNA DATA PROCESSING TIMING SERVICE DORNA DATA PROCESSING TIMING SERVICE DORNA DATA PROCESSING TIMING SERVICE DORNA DATA PROCCEESSS

Alcañiz, Friday, September 21, 2018

Free Practice Nr. 2

RookiesCup

Lap	Lap Time		T1	T2	T3	T4	Speed
2	2'05.806		35.632	35.096	23.935	31.143	228.3
3	2'04.612		35.263	34.424	23.272	31.653	224.7
4	2'08.975	P	35.437	34.750	23.246	35.542	200.0
5	4'02.655		31.970	35.686	23.071	32.913	210.9
6	2'05.515		34.819	35.123	22.926	32.647	209.0
7	2'04.688		35.526	34.793	22.497	31.872	215.9
8	2'04.268		35.267	34.640	22.701	31.660	215.3
9	2'05.417		35.719	34.799	23.482	31.417	225.2
10	2'04.145		35.177	34.493	22.741	31.734	223.8
11	2'09.305	*	35.381	38.047*	23.736	32.141	216.8
12	2'04.279		35.143	34.763	22.756	31.617	223.0
13	2'03.244		34.878	34.276	22.740	31.350	227.3
14	2'03.734		34.721	34.392	22.993	31.628	219.2

7th 61 Can ÖNCÜ — Red Bull MotoGP Roo TUR

Runs=1 Total laps=15 Full laps=12

Lap	Lap Time		T1	T2	T3	T4	Speed
1	2'21.873		39.026	37.389	23.745	32.195	221.5
2	2'05.701		36.019	34.818	23.614	31.250	225.8
3	2'04.083		34.570	34.452	23.157	31.904	220.2
4	2'03.820		34.983	34.314	22.791	31.732	215.3
5	2'05.507		34.705	36.042	23.145	31.615	225.3
6	2'04.012		35.217	34.599	22.828	31.368	219.2
7	2'04.613		34.749	35.220	23.069	31.575	226.0
8	2'05.243		35.615	34.976	22.697	31.955	215.4
9	2'04.099	*	34.742	34.481	23.177	31.699*	217.9
10	2'04.583		34.963	34.873	23.041	31.706	217.6
11	2'04.398		34.953	34.686	22.744	32.015	216.6
12	2'09.238		37.607	35.401	24.256	31.974	214.9
13	2'04.218	*	35.064	34.547*	22.812	31.795	218.0
14	2'03.317		34.812	34.229	22.813	31.463	222.2
15	2'03.699		34.596	34.353	23.039	31.711	218.8

8th 11 Dan JONES — Red Bull MotoGP Roo GBR

Runs=3 Total laps=13 Full laps=8

Lap	Lap Time		T1	T2	T3	T4	Speed
1	2'22.021		31.332	37.134	23.522	32.073	224.3
2	2'10.333		35.683	34.900	23.421	36.329	165.5
3	2'03.840		34.855	34.372	23.119	31.494	223.9
4	2'03.471		34.808	34.334	22.799	31.530	223.5
5	2'03.332		34.582	34.068	23.090	31.592	221.9
6	2'03.476		34.649	34.553	22.807	31.467	221.9
7	2'09.900	P	34.718	38.146	23.678	33.358	202.1
8	5'11.027		36.977	36.615	23.272	33.169	208.2
9	2'04.350		35.111	34.443	22.815	31.981	215.3
10	2'06.262	P	34.806	35.680	22.937	32.839	211.5
11	2'31.909		32.315	36.034	23.110	32.566	211.3
12	2'04.863		34.941	34.857	22.871	32.194	213.7
13	2'04.072		34.783	34.333	22.862	32.094	213.1

9th 7 Barry BALTUS — Red Bull MotoGP Roo BEL

Runs=2 Total laps=14 Full laps=6

Lap	Lap Time		T1	T2	T3	T4	Speed
1	2'11.075		30.467	35.506	23.256	32.608	207.3
2	2'05.219		35.242	34.639	23.154	32.184	219.6
3	2'04.240		35.098	34.404	23.030	31.708	218.8
4	2'05.744		34.707	34.534	22.935	33.568	178.8
5	2'03.422		34.709	34.295	22.742	31.676	219.6
6	2'08.533	*	34.783	34.467	27.219	32.064*	211.7
7	2'03.927	*	34.663	34.569*	22.616	32.079	213.9
8	2'04.779	P	34.879	34.508	22.590	32.802	213.1
9	2'25.357		28.603	34.598	24.698	31.950	213.6
10	2'03.941		34.955	34.511	22.611	31.864	214.7
11	2'03.608	*	34.718	34.390*	22.520	31.980	213.9
12	2'03.557		34.620	34.324	22.594	32.019	213.3
13	2'04.206	*	34.997	34.513*	22.670	32.026	212.8
14	2'06.785	P	34.685	34.388*	22.877	34.835	194.8

10th 6 Ryusei YAMANAKA — Red Bull MotoGP Roo JPN

Runs=1 Total laps=15 Full laps=12

Lap	Lap Time		T1	T2	T3	T4	Speed
1	2'11.072		31.681	35.489	24.093	31.911	218.5
2	2'05.069		35.119	34.642	23.088	32.220	218.0
3	2'03.762		34.686	34.467	22.885	31.724	218.0
4	2'06.198	*	35.071	34.644*	22.998	33.485	181.5
5	2'03.480		34.728	34.375	22.651	31.726	221.0
6	2'03.872		34.761	34.494	22.806	31.811	217.0
7	2'03.739		34.846	34.383	22.723	31.787	217.5
8	2'03.731		34.903	34.364	22.638	31.826	217.8
9	2'18.684		46.862	36.951	23.154	31.717	215.0
10	2'05.912		34.855	34.462	22.642	33.953	174.5
11	2'05.710		35.796	35.211	22.997	31.706	222.7
12	2'07.399		34.778	34.352	23.359	34.910	185.8
13	2'04.127	*	34.494	34.746*	23.149	31.738	219.3
14	2'05.410		34.657	34.095	23.690	32.968	200.5
15	2'03.510		34.567	34.216	22.694	32.033	217.4

11th 5 Simon JESPERSEN — Red Bull MotoGP Roo DEN

Runs=1 Total laps=15 Full laps=9

Lap	Lap Time		T1	T2	T3	T4	Speed
1	2'22.070		32.920	37.163	24.380	35.706	191.4
2	2'06.564		36.268	34.995	23.436	31.865	214.3
3	2'04.787		35.245	34.522	23.277	31.743	223.0
4	2'04.151		35.289	34.559	22.943	31.360	223.5
5	2'05.000	*	35.131	35.094*	22.978	31.797	222.6
6	2'03.563		34.773	34.467	22.815	31.508	221.1
7	2'05.632	*	34.909	35.264*	23.525	31.934	218.4
8	2'04.230		34.992	34.548	23.192	31.498	222.6
9	2'05.089		35.267	34.933	23.036	31.853	217.7
10	2'03.518		34.785	34.343	22.753	31.637	223.7
11	2'04.880	*	34.956	35.110*	23.153	31.661	223.4
12	2'05.646	*	35.475	35.099*	23.361	31.711	220.6
13	2'05.002		35.532	34.857	22.887	31.726	224.4
14	2'09.012	*	34.911	34.589*	27.184	32.328	217.4
15	2'04.378		34.883	34.540	22.895	32.060	216.8

12th 12 Filip SALAC — Red Bull MotoGP Roo CZE

Runs=1 Total laps=15 Full laps=13

Lap	Lap Time		T1	T2	T3	T4	Speed
1	2'21.686		32.085	39.254	25.083	34.502	212.0
2	2'05.795		35.873	34.907	23.264	31.751	225.1
3	2'04.262		35.477	34.335	23.080	31.370	227.4
4	2'04.061		35.049	34.700	22.926	31.386	217.8
5	2'03.716		34.833	34.344	22.945	31.594	218.8
6	2'04.780		35.084	34.546	23.588	31.562	220.1
7	2'05.562	*	34.529	36.609*	22.917	31.507	223.2
8	2'05.092		35.479	34.997	22.746	31.870	216.3
9	2'04.395		34.750	34.512	23.263	31.870	216.1

Fastest Lap:	Deniz ÖNCÜ	Red Bull MotoGP Roo	TUR	2'02.342	34.372	34.123	22.651	31.196

DORNA DATA PROCESSING ,TIMING SERVICE DORNA DATA PROCESSING TIMING SERVICE DORNA DATA PROCESSING TIMING SERVICE DORNA DATA PROCESSING TIMING SERVICE DORNA DATA PROCESSING TIMING SERVICE DORNA DATA PROCESSING TIMING SERVICE DORNA DATA PROCESSING TIMING SERVICE DORNA DATA PROCCEESSS

Lap	Lap Time		T1	T2	T3	T4	Speed
10	**2'04.827**		34.851	34.595	23.273	32.108	214.3
11	**2'04.887**		34.791	34.514	23.116	32.466	216.6
12	**2'08.765**		35.115	37.510	23.757	32.383	219.4
13	**2'03.556**		34.677	34.515	22.701	31.663	216.3
14	**2'07.176**		35.193	34.293	24.461	33.229	209.9
15	**2'03.723**		34.527	34.062	22.992	32.142	213.4

13th 31 Gerry SALIM — Red Bull MotoGP Roo INA

Runs=2 Total laps=14 Full laps=9

Lap	Lap Time		T1	T2	T3	T4	Speed
1	2'23.314		35.842	37.097	24.558	33.795	207.4
2	**2'08.588**		35.374	36.448	23.212	33.554	209.6
3	2'04.234	*	34.885	34.743*	22.929	31.677	224.2
4	**2'04.397**		35.169	34.664	22.903	31.661	221.7
5	**2'04.452**		34.844	34.596	23.038	31.974	222.1
6	**2'04.191**		34.880	34.568	22.836	31.907	219.1
7	**2'03.618**		34.631	34.431	22.735	31.821	220.5
8	2'05.610	*	34.762	34.587*	24.105	32.156	210.1
9	**2'03.998**		34.672	34.520	23.025	31.781	222.4
10	**2'04.573**		35.042	34.840	22.991	31.700	223.3
11	**2'05.545**		34.969	35.310	23.436	31.830	221.7
12	**2'08.279**		35.140	35.782	23.297	34.060	198.8
13	2'19.047	P	39.451	36.813	24.443	38.340	180.1
14	3'21.446		34.316	36.261	35.612	32.898	213.7

14th 40 Sean KELLY — Red Bull MotoGP Roo USA

Runs=2 Total laps=14 Full laps=10

Lap	Lap Time		T1	T2	T3	T4	Speed
1	2'21.683		32.540	38.940	24.598	34.229	211.5
2	**2'05.674**		35.352	34.745	23.312	32.265	222.1
3	**2'04.648**		34.985	34.588	23.259	31.816	222.1
4	**2'03.723**		34.910	34.363	22.745	31.705	220.5
5	**2'04.329**		34.791	34.626	22.987	31.925	218.1
6	**2'03.644**		34.922	34.362	22.694	31.666	217.3
7	2'06.341	*	34.688	36.940*	22.914	31.799	222.2
8	2'12.634	P	35.094	34.718	27.568	35.254	191.6
9	3'53.103		35.352	44.427	30.964	38.235	141.0
10	**2'13.289**		35.601	34.778	28.858	34.052	207.4
11	**2'06.109**		35.222	34.809	23.358	32.720	207.3
12	**2'04.286**		35.056	34.607	22.876	31.747	217.6
13	**2'04.290**		35.111	34.567	22.813	31.799	218.9
14	**2'03.758**		34.896	34.321	22.768	31.773	220.0

15th 3 Pasquale ALFANO — Red Bull MotoGP Roo ITA

Runs=2 Total laps=14 Full laps=9

Lap	Lap Time		T1	T2	T3	T4	Speed
1	2'14.041		31.565	36.010	23.619	32.400	217.8
2	**2'06.179**		35.675	35.028	23.125	32.351	216.3
3	2'11.975	*	35.479	39.529*	25.199	31.768	224.2
4	**2'04.463**		35.075	34.690	22.936	31.762	216.8
5	**2'04.086**		34.982	34.489	23.000	31.615	222.8
6	**2'04.039**		35.007	34.455	22.953	31.624	220.6
7	**2'05.117**		34.843	34.607	23.610	32.057	222.4
8	**2'05.884**		35.591	35.120	23.371	31.802	223.6
9	2'10.023	P	35.375	36.361*	24.550	33.737	216.0
10	4'06.371		32.485	35.386	23.140	32.061	219.2
11	**2'05.710**		35.202	34.700	23.560	32.248	222.0
12	**2'03.736**		34.814	34.583	22.822	31.517	221.5
13	2'05.811	*	35.246	34.508*	23.321	32.736	213.3
14	**2'04.429**		35.000	34.446	23.003	31.980	219.9

16th 66 Adrian HUERTAS — Red Bull MotoGP Roo SPA

Runs=3 Total laps=13 Full laps=8

Lap	Lap Time		T1	T2	T3	T4	Speed
1	2'22.461		31.910	35.803	25.872	38.676	160.0
2	**2'06.087**		35.571	35.046	23.826	31.644	218.0
3	**2'06.006**		35.338	34.993	23.886	31.789	220.1
4	**2'04.083**		35.133	34.650	23.178	31.122	225.1
5	**2'03.812**		34.913	34.446	23.131	31.322	223.8
6	**2'04.399**		35.004	34.885	23.106	31.404	223.7
7	2'09.468	P	34.896	34.541	26.980	33.051	218.7
8	5'01.045		34.118	42.919	23.981	32.158	215.9
9	2'06.683	P	35.386	34.658*	23.023	33.616	216.0
10	2'52.410		33.445	35.536	32.197	32.410	215.0
11	**2'04.372**		35.014	34.594	22.836	31.928	216.6
12	**2'04.474**		35.090	34.608	22.881	31.895	217.3
13	**2'04.418**		34.971	34.612	22.885	31.950	216.9

17th 24 Xavier ARTIGAS — Red Bull MotoGP Roo SPA

Runs=2 Total laps=14 Full laps=10

Lap	Lap Time		T1	T2	T3	T4	Speed
1	2'21.115		34.528	36.574	24.018	33.340	212.9
2	**2'04.734**		35.054	34.824	23.084	31.772	218.8
3	**2'05.871**		35.692	35.220	23.162	31.797	219.5
4	**2'04.041**		35.300	34.511	23.014	31.216	221.2
5	**2'03.828**		34.595	34.492	22.854	31.887	217.6
6	**2'04.349**		35.257	34.651	23.041	31.400	222.6
7	**2'05.153**		34.588	35.278	23.360	31.927	216.8
8	**2'06.083**		35.403	36.140	23.115	31.425	224.6
9	**2'04.382**		34.678	34.484	23.337	31.883	215.0
10	**2'04.126**		35.005	34.556	23.072	31.493	221.4
11	2'05.610	*	35.237	35.643*	23.110	31.620	225.2
12	2'10.133	P	34.687	35.662*	23.708	36.076	171.2
13	3'31.397		31.500	35.292	23.040	31.810	218.8
14	**2'05.040**		35.206	34.807	23.216	31.811	219.6

18th 29 Billy VAN EERDE — Red Bull MotoGP Roo AUS

Runs=1 Total laps=15 Full laps=8

Lap	Lap Time		T1	T2	T3	T4	Speed
1	2'16.648		32.651	36.428	23.790	32.205	220.8
2	**2'05.867**		35.867	34.851	23.168	31.981	220.2
3	**2'10.473**		35.435	35.970	24.796	34.272	185.8
4	2'05.628	*	35.620	34.949*	23.482	31.577	225.1
5	**2'04.745**		35.125	34.335	23.564	31.721	226.4
6	2'04.415	*	35.254	34.606*	22.944	31.611	223.4
7	2'04.033	*	35.105	34.544*	22.867	31.517	224.7
8	**2'04.101**		34.797	34.472	23.269	31.563	226.0
9	**2'04.734**		34.905	35.166	23.038	31.625	221.9
10	**2'03.938**		34.916	34.377	22.873	31.772	222.5
11	2'04.530	*	35.062	34.645*	22.956	31.867	221.2
12	2'05.208	*	35.480	34.768*	22.928	32.032	216.7
13	**2'08.687**		37.263	35.089	24.784	31.551	223.1
14	**2'04.233**		34.644	34.211	23.519	31.859	221.5
15	2'12.528	P	34.861	34.454	27.772	35.441	217.3

19th 19 Sasha DE VITS — Red Bull MotoGP Roo BEL

Runs=1 Total laps=15 Full laps=11

Lap	Lap Time		T1	T2	T3	T4	Speed
1	2'13.785		31.386	35.805	23.898	31.805	220.1

Fastest Lap: Deniz ÖNCÜ Red Bull MotoGP Roo TUR **2'02.342** 34.372 34.123 22.651 31.196

DORNA DATA PROCESSING -TIMING SERVICE DORNA DATA PROCESSING TIMING SERVICE DORNA DATA PROCESSING TIMING SERVICE DORNA DATA PROCESSING TIMING SERVICE DORNA DATA PROCESSING TIMING SERVICE DORNA DATA PROCESSING TIMING SERVICE DORNA DATA PROCESSING TIMING SERVICE DORNA DATA PROCCEESSS

Free Practice Nr. 2

RookiesCup

Lap	Lap Time		T1	T2	T3	T4	Speed
2	**2'06.332**		35.814	35.128	23.529	31.861	219.6
3	**2'11.798**		36.572	39.272	23.479	32.475	215.6
4	2'05.191	*	35.557	34.847*	23.083	31.704	218.7
5	**2'04.198**		34.855	34.755	23.035	31.553	222.9
6	**2'04.696**		35.353	34.702	23.021	31.620	224.3
7	**2'04.580**		34.900	34.647	23.288	31.745	219.9
8	**2'05.253**		35.044	35.206	23.363	31.640	223.7
9	**2'05.406**		35.148	34.925	23.601	31.732	220.9
10	**2'03.959**		34.867	34.621	23.002	31.469	224.7
11	2'04.597	*	35.190	34.610*	23.223	31.574	223.6
12	**2'05.177**		35.272	34.699	23.343	31.863	219.4
13	**2'05.283**		35.167	34.982	23.186	31.948	220.9
14	2'04.664	*	35.092	34.594*	23.143	31.835	216.2
15	**2'04.149**		35.000	34.533	22.953	31.663	222.2

Lap	Lap Time		T1	T2	T3	T4	Speed
6	4'01.739		35.873	35.856	23.765	32.314	213.7
7	**2'06.025**		35.870	35.131	23.264	31.760	219.2
8	**2'06.167**		35.397	35.105	23.643	32.022	219.4
9	**2'04.842**		35.336	34.738	23.308	31.460	225.2
10	2'09.493	P	35.456	35.361	23.391	35.285	213.7
11	3'27.017		33.983	35.742	23.499	32.324	212.4
12	**2'06.447**		35.828	35.019	23.355	32.245	217.2
13	**2'06.312**		35.796	35.044	23.222	32.250	215.6

20th 30 Max COOK

Red Bull MotoGP Roo GBR

Runs=2 Total laps=14 Full laps=9

1	2'21.527		35.418	36.538	23.865	33.075	214.7
2	**2'06.488**		35.723	35.186	23.744	31.835	223.1
3	**2'05.282**		35.524	34.837	23.122	31.799	223.6
4	**2'05.880**		35.656	35.089	23.260	31.875	222.5
5	2'07.076	*	35.775	34.581*	24.819	31.901	220.2
6	**2'04.228**		35.009	34.472	22.893	31.854	217.0
7	**2'13.782**		40.683	36.406	23.820	32.873	215.2
8	2'06.166	P	35.147	34.902	23.080	33.037	213.2
9	4'09.120		33.449	34.971	23.070	32.107	217.4
10	**2'05.349**		35.348	34.841	22.985	32.175	216.1
11	**2'04.970**		35.133	34.745	23.019	32.073	215.3
12	2'06.007	*	35.258	34.919*	23.145	32.685	211.0
13	**2'05.314**		35.156	34.762	23.074	32.322	214.0
14	**2'06.505**		35.131	35.233	23.299	32.842	208.8

21st 28 Adrian CARRASCO

Red Bull MotoGP Roo SPA

Runs=2 Total laps=14 Full laps=10

1	2'20.230		32.419	36.405	23.863	32.644	216.0
2	**2'06.733**		35.017	34.804	24.926	31.986	220.5
3	2'04.711	*	34.779	34.667*	23.630	31.635	225.6
4	**2'33.907**		34.775	34.504	50.241	34.387	208.8
5	**2'05.190**		35.220	34.824	22.866	32.280	213.7
6	**2'05.009**		35.118	34.637	23.097	32.157	211.2
7	**2'05.049**		35.229	34.915	22.704	32.201	212.4
8	**2'05.188**		35.236	34.846	22.860	32.246	211.8
9	2'07.472	P	35.455	34.791	22.866	34.360	209.2
10	3'36.560		30.390	34.646	23.074	31.682	221.7
11	**2'04.777**		34.939	34.875	22.937	32.026	214.8
12	**2'04.797**		35.146	34.713	22.777	32.161	213.4
13	**2'04.597**		35.330	34.605	22.797	31.865	215.4
14	**2'04.240**		34.894	34.428	22.678	32.240	214.6

22nd 44 Nicolas HERNANDE

Red Bull MotoGP Roo COL

Runs=3 Total laps=13 Full laps=8

1	2'20.229		32.811	37.251	23.958	34.408	182.8
2	**2'07.373**		35.647	35.402	24.033	32.291	220.8
3	**2'05.452**		35.723	34.787	23.045	31.897	220.7
4	**2'04.588**		35.061	34.623	23.204	31.700	220.1
5	2'09.814	P	34.919	35.147	23.560	36.188	204.6

Fastest Lap:	Deniz ÖNCÜ	Red Bull MotoGP Roo	TUR	**2'02.342**	34.372	34.123	22.651	31.196

DORNA DATA PROCESSING ,TIMING SERVICE DORNA DATA PROCESSING TIMING SERVICE DORNA DATA PROCESSING TIMING SERVICE DORNA DATA PROCESSING TIMING SERVICE DORNA DATA PROCESSING TIMING SERVICE DORNA DATA PROCESSING TIMING SERVICE DORNA DATA PROCESSING TIMING SERVICE DORNA DATA PROCCEESSS

Alcañiz, Friday, September 21, 2018

MotorLand Aragón

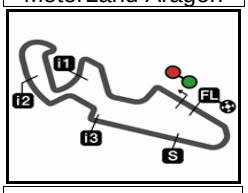

5077 m.

Results and timing service provided by TISSOT

RookiesCup

GRAN PREMIO MOVISTAR DE ARAGÓN

Free Practice Nr. 2

Combined Free Practice Times

		Rider	Nation	Team	MOTORCYCLE	FP1		FP2		Gap	
1	53	D.ÖNCÜ	TUR	Red Bull MotoGP Rookies Cup	KTM	2'03.291	12	2'02.342	9		
2	99	C.TATAY	SPA	Red Bull MotoGP Rookies Cup	KTM	2'03.611	13	2'02.615	5	0.273	0.273
3	22	P.PAAVILAINEN	FIN	Red Bull MotoGP Rookies Cup	KTM	2'04.638	12	2'02.937	13	0.595	0.322
4	92	Y.KUNII	JPN	Red Bull MotoGP Rookies Cup	KTM	2'03.117	11	2'03.221	9	0.775	0.180
5	40	S.KELLY	USA	Red Bull MotoGP Rookies Cup	KTM	2'03.189	8	2'03.644	6	0.847	0.072
6	83	M.KAWAKAMI	BRA	Red Bull MotoGP Rookies Cup	KTM	2'04.020	6	2'03.207	10	0.865	0.018
7	43	S.GARCIA	COL	Red Bull MotoGP Rookies Cup	KTM	2'04.005	8	2'03.244	13	0.902	0.037
8	61	C.ÖNCÜ	TUR	Red Bull MotoGP Rookies Cup	KTM	2'04.093	10	2'03.317	14	0.975	0.073
9	11	D.JONES	GBR	Red Bull MotoGP Rookies Cup	KTM	2'03.603	14	2'03.332	5	0.990	0.015
10	7	B.BALTUS	BEL	Red Bull MotoGP Rookies Cup	KTM	2'03.930	13	2'03.422	5	1.080	0.090
11	6	R.YAMANAKA	JPN	Red Bull MotoGP Rookies Cup	KTM	2'04.055	12	2'03.480	5	1.138	0.058
12	5	S.JESPERSEN	DEN	Red Bull MotoGP Rookies Cup	KTM	2'04.091	12	2'03.518	10	1.176	0.038
13	12	F.SALAC	CZE	Red Bull MotoGP Rookies Cup	KTM	2'04.346	11	2'03.556	13	1.214	0.038
14	31	G.SALIM	INA	Red Bull MotoGP Rookies Cup	KTM	2'05.052	5	2'03.618	7	1.276	0.062
15	3	P.ALFANO	ITA	Red Bull MotoGP Rookies Cup	KTM	2'04.340	11	2'03.736	12	1.394	0.118
16	66	A.HUERTAS	SPA	Red Bull MotoGP Rookies Cup	KTM	2'04.660	9	2'03.812	5	1.470	0.076
17	24	X.ARTIGAS	SPA	Red Bull MotoGP Rookies Cup	KTM	2'04.008	8	2'03.828	5	1.486	0.016
18	28	A.CARRASCO	SPA	Red Bull MotoGP Rookies Cup	KTM	2'03.895	9	2'04.240	14	1.553	0.067
19	29	B.VAN EERDE	AUS	Red Bull MotoGP Rookies Cup	KTM	2'06.301	14	2'03.938	10	1.596	0.043
20	19	S.DE VITS	BEL	Red Bull MotoGP Rookies Cup	KTM	2'05.024	11	2'03.959	10	1.617	0.021
21	30	M.COOK	GBR	Red Bull MotoGP Rookies Cup	KTM	2'06.282	8	2'04.228	6	1.886	0.269
22	44	N.HERNANDEZ	COL	Red Bull MotoGP Rookies Cup	KTM	2'07.155	2	2'04.588	4	2.246	0.360
	62	A.LIEBENBERG	RSA	Red Bull MotoGP Rookies Cup	KTM	2'17.475	8			15.133	12.887

Pole Position Record:	2015	**Rory SKINNER**	**2'01.745**	150.1 Km/h
Circuit Record Lap:	2015	**Raul FERNANDEZ**	**2'01.603**	150.3 Km/h
Circuit Best Lap:	2015	**Raul FERNANDEZ**	**2'01.603**	150.3 Km/h

The results are provisional until the end of the limit for protest and appeals.

Time limit for protest expires 60' after publication of the results - Mr. ..... Time: .....

DORNA DATA PROCESSING .TIMING SERVICE DORNA DATA PROCESSING TIMING SERVICE DORNA DATA PROCESSING TIMING SERVICE DORNA DATA PROCESSING TIMING SERVICE DORNA DATA PROCESSING TIMING SERVICE DORNA DATA PROCESSING TIMING SERVICE DORNA DATA PROCCEESSS

Alcañiz, Friday, September 21, 2018

MotorLand Aragón

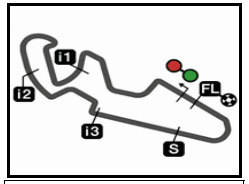

5077 m.

Results and timing service provided by TISSOT

RookiesCup

GRAN PREMIO MOVISTAR DE ARAGÓN

Free Practice Nr. 2

Best Partial Times

IT *Ideal Lap Time, sum of the best partial times* ***BT*** *Best Lap Time*

T1			T2		T3		T4	
Pos	Rider	Time	Rider	Time	Rider	Time	Rider	Time
1	M.KAWAKAMI	34.322	F.SALAC	34.062	S.GARCIA	22.497	C.TATAY	30.995
2	D.ÖNCÜ	34.372	D.JONES	34.068	B.BALTUS	22.520	A.HUERTAS	31.122
3	Y.KUNII	34.409	R.YAMANAKA	34.095	Y.KUNII	22.605	S.GARCIA	31.143
4	C.TATAY	34.461	D.ÖNCÜ	34.123	C.TATAY	22.612	Y.KUNII	31.150
5	R.YAMANAKA	34.494	Y.KUNII	34.129	M.KAWAKAMI	22.634	D.ÖNCÜ	31.196
6	P.PAAVILAINEN	34.525	C.TATAY	34.130	R.YAMANAKA	22.638	X.ARTIGAS	31.216
7	F.SALAC	34.527	P.PAAVILAINEN	34.134	D.ÖNCÜ	22.651	C.ÖNCÜ	31.250
8	C.ÖNCÜ	34.570	B.VAN EERDE	34.211	A.CARRASCO	22.678	P.PAAVILAINEN	31.315
9	D.JONES	34.582	C.ÖNCÜ	34.229	S.KELLY	22.694	S.JESPERSEN	31.360
10	X.ARTIGAS	34.588	M.KAWAKAMI	34.244	C.ÖNCÜ	22.697	F.SALAC	31.370
11	B.BALTUS	34.620	S.GARCIA	34.276	F.SALAC	22.701	N.HERNANDEZ	31.460
12	G.SALIM	34.631	B.BALTUS	34.295	G.SALIM	22.735	D.JONES	31.467
13	B.VAN EERDE	34.644	S.KELLY	34.321	P.PAAVILAINEN	22.736	S.DE VITS	31.469
14	S.KELLY	34.688	S.JESPERSEN	34.343	S.JESPERSEN	22.753	M.KAWAKAMI	31.509
15	S.GARCIA	34.721	A.CARRASCO	34.428	D.JONES	22.799	P.ALFANO	31.517
16	S.JESPERSEN	34.773	G.SALIM	34.431	P.ALFANO	22.822	B.VAN EERDE	31.517
17	A.CARRASCO	34.775	P.ALFANO	34.446	A.HUERTAS	22.836	A.CARRASCO	31.635
18	P.ALFANO	34.814	A.HUERTAS	34.446	X.ARTIGAS	22.854	G.SALIM	31.661
19	S.DE VITS	34.855	M.COOK	34.472	B.VAN EERDE	22.867	S.KELLY	31.666
20	A.HUERTAS	34.896	X.ARTIGAS	34.484	M.COOK	22.893	B.BALTUS	31.676
21	N.HERNANDEZ	34.919	S.DE VITS	34.533	S.DE VITS	22.953	R.YAMANAKA	31.706
22	M.COOK	35.009	N.HERNANDEZ	34.623	N.HERNANDEZ	23.045	M.COOK	31.799

Pos	Rider	IT	BT	
1	C.TATAY	2'02.198	2'02.615	(2)
2	Y.KUNII	2'02.293	2'03.221	(5)
3	D.ÖNCÜ	2'02.342	2'02.342	(1)
4	S.GARCIA	2'02.637	2'03.244	(6)
5	F.SALAC	2'02.660	2'03.556	(12)
6	M.KAWAKAMI	2'02.709	2'03.207	(4)
7	P.PAAVILAINE	2'02.710	2'02.937	(3)
8	C.ÖNCÜ	2'02.746	2'03.317	(7)
9	D.JONES	2'02.916	2'03.332	(8)
10	R.YAMANAKA	2'02.933	2'03.480	(10)
11	B.BALTUS	2'03.111	2'03.422	(9)
12	X.ARTIGAS	2'03.142	2'03.828	(17)
13	S.JESPERSEN	2'03.229	2'03.518	(11)
14	B.VAN EERDE	2'03.239	2'03.938	(18)
15	A.HUERTAS	2'03.300	2'03.812	(16)
16	S.KELLY	2'03.369	2'03.644	(14)
17	G.SALIM	2'03.458	2'03.618	(13)
18	A.CARRASCO	2'03.516	2'04.240	(21)
19	P.ALFANO	2'03.599	2'03.736	(15)
20	S.DE VITS	2'03.810	2'03.959	(19)
21	N.HERNANDE	2'04.047	2'04.588	(22)
22	M.COOK	2'04.173	2'04.228	(20)

DORNA DATA PROCESSING .TIMING SERVICE DORNA DATA PROCESSING TIMING SERVICE DORNA DATA PROCESSING TIMING SERVICE DORNA DATA PROCESSING TIMING SERVICE DORNA DATA PROCESSING TIMING SERVICE DORNA DATA PROCESSING TIMING SERVICE DORNA DATA PROCESSING TIMING SERVICE DORNA DATA PROCCESSS

MotorLand Aragón

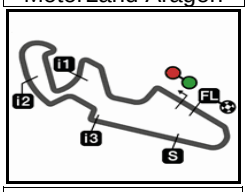

5077 m.

Results and timing service provided by TISSOT

RookiesCup

GRAN PREMIO MOVISTAR DE ARAGÓN

Free Practice Nr. 2

Fastest Laps Sequence

Practice Time		Rider	Nation	Motorcycle	Time	Km/h	Rider's Lap
4'16.080	22	**Peetu PAAVILAINEN**	FIN	KTM	**2'04.541**	146.7	2
4'46.291	53	**Deniz ÖNCÜ**	TUR	KTM	**2'03.729**	147.7	2
6'34.588	99	**Carlos TATAY**	SPA	KTM	**2'02.873**	148.7	3
10'40.219	99	**Carlos TATAY**	SPA	KTM	**2'02.615**	149.0	5
19'08.550	53	**Deniz ÖNCÜ**	TUR	KTM	**2'02.342**	149.3	9

DORNA DATA PROCESSING _TIMING SERVICE DORNA DATA PROCESSING TIMING SERVICE DORNA DATA PROCESSING TIMING SERVICE DORNA DATA PROCESSING TIMING SERVICE DORNA DATA PROCESSING TIMING SERVICE DORNA DATA PROCESSING TIMING SERVICE DORNA DATA PROCESSING TIMING SERVICE DORNA DATA PROCCEESSS

Alcañiz, Friday, September 21, 2018