MotorLand Aragón

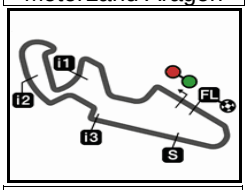

5077 m.

Results and timing service provided by TISSOT

RookiesCup

GRAN PREMIO MOVISTAR DE ARAGÓN

Qualifying Practice

Classification

6

		Rider	Nation	Team	Motorcycle	Time	Lap	Total	Gap		Top Speed
1	24	**Xavier ARTIGAS**	SPA	Red Bull MotoGP Rookies Cup	KTM	**2'01.441**	5	11			**218.5**
2	53	**Deniz ÖNCÜ**	TUR	Red Bull MotoGP Rookies Cup	KTM	**2'01.896**	6	11	0.455	0.455	**218.9**
3	12	**Filip SALAC**	CZE	Red Bull MotoGP Rookies Cup	KTM	**2'02.014**	9	10	0.573	0.118	**218.8**
4	28	**Adrian CARRASCO**	SPA	Red Bull MotoGP Rookies Cup	KTM	**2'02.061**	11	12	0.620	0.047	**223.8**
5	40	**Sean KELLY**	USA	Red Bull MotoGP Rookies Cup	KTM	**2'02.275**	11	11	0.834	0.214	**222.2**
6	99	**Carlos TATAY**	SPA	Red Bull MotoGP Rookies Cup	KTM	**2'02.308**	10	12	0.867	0.033	**219.0**
7	11	**Dan JONES**	GBR	Red Bull MotoGP Rookies Cup	KTM	**2'02.566**	6	11	1.125	0.258	**222.8**
8	6	**Ryusei YAMANAKA**	JPN	Red Bull MotoGP Rookies Cup	KTM	**2'02.588**	10	12	1.147	0.022	**217.6**
9	7	**Barry BALTUS**	BEL	Red Bull MotoGP Rookies Cup	KTM	**2'02.606**	7	12	1.165	0.018	**219.1**
10	61	**Can ÖNCÜ**	TUR	Red Bull MotoGP Rookies Cup	KTM	**2'02.612**	10	12	1.171	0.006	**218.5**
11	22	**Peetu PAAVILAINEN**	FIN	Red Bull MotoGP Rookies Cup	KTM	**2'02.816**	5	10	1.375	0.204	**220.0**
12	83	**Meikon KAWAKAMI**	BRA	Red Bull MotoGP Rookies Cup	KTM	**2'02.836**	7	12	1.395	0.020	**218.7**
13	43	**Steward GARCIA**	COL	Red Bull MotoGP Rookies Cup	KTM	**2'02.961**	10	11	1.520	0.125	**220.2**
14	5	**Simon JESPERSEN**	DEN	Red Bull MotoGP Rookies Cup	KTM	**2'03.032**	4	12	1.591	0.071	**221.9**
15	92	**Yuki KUNII**	JPN	Red Bull MotoGP Rookies Cup	KTM	**2'03.042**	5	11	1.601	0.010	**218.9**
16	31	**Gerry SALIM**	INA	Red Bull MotoGP Rookies Cup	KTM	**2'03.072**	11	11	1.631	0.030	**223.7**
17	30	**Max COOK**	GBR	Red Bull MotoGP Rookies Cup	KTM	**2'03.190**	12	12	1.749	0.118	**218.1**
18	29	**Billy VAN EERDE**	AUS	Red Bull MotoGP Rookies Cup	KTM	**2'03.214**	12	12	1.773	0.024	**221.3**
19	3	**Pasquale ALFANO**	ITA	Red Bull MotoGP Rookies Cup	KTM	**2'03.289**	6	12	1.848	0.075	**219.8**
20	66	**Adrian HUERTAS**	SPA	Red Bull MotoGP Rookies Cup	KTM	**2'03.420**	12	12	1.979	0.131	**222.7**
21	44	**Nicolas HERNANDEZ**	COL	Red Bull MotoGP Rookies Cup	KTM	**2'03.813**	11	12	2.372	0.393	**219.2**
22	19	**Sasha DE VITS**	BEL	Red Bull MotoGP Rookies Cup	KTM	**2'04.265**	7	12	2.824	0.452	**219.5**

Practice condition: **Dry**
Air: 31°
Humidity: 31%
Ground: 38°

Fastest Lap:	Lap: 5	**Xavier ARTIGAS**	**2'01.441**	150.5 Km/h
Circuit Record Lap:	2015	**Raul FERNANDEZ**	**2'01.603**	150.3 Km/h
Circuit Best Lap:	2018	**Xavier ARTIGAS**	**2'01.441**	150.5 Km/h

The results are provisional until the end of the limit for protest and appeals.

Time limit for protest expires 30' after publication of the results - ..... Time: .....

DORNA DATA PROCESSING .TIMING SERVICE DORNA DATA PROCESSING TIMING SERVICE DORNA DATA PROCESSING TIMING SERVICE DORNA DATA PROCESSING TIMING SERVICE DORNA DATA PROCESSING TIMING SERVICE DORNA DATA PROCESSING TIMING SERVICE DORNA DATA PROCESSING TIMING SERVICE DORNA DATA PROCCEESSS

Alcañiz, Friday, September 21, 2018

MotorLand Aragón

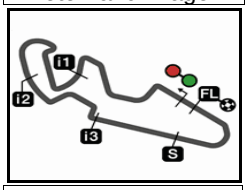

5077 m.

Results and timing service provided by TISSOT

RookiesCup

GRAN PREMIO MOVISTAR DE ARAGÓN

Qualifying Practice

Top Speed & Average

7

	Rider	Nation	Motorcycle	Top 5 speeds					Average	Top
28	**Adrian CARRASCO**	**SPA**	KTM	223.8	221.9	220.0	219.9	219.5	221.0	**223.8**
31	**Gerry SALIM**	**INA**	KTM	223.7	219.5	219.2	217.9	216.6	219.4	**223.7**
11	**Dan JONES**	**GBR**	KTM	222.8	221.4	221.0	220.2	219.5	221.0	**222.8**
66	**Adrian HUERTAS**	**SPA**	KTM	222.7	219.1	218.0	217.4	217.2	218.9	**222.7**
40	**Sean KELLY**	**USA**	KTM	222.2	220.0	217.0	215.7	213.5	217.7	**222.2**
5	**Simon JESPERSEN**	**DEN**	KTM	221.9	220.1	218.5	216.3	215.2	218.4	**221.9**
29	**Billy VAN EERDE**	**AUS**	KTM	221.3	220.0	220.0	217.5	217.4	219.2	**221.3**
43	**Steward GARCIA**	**COL**	KTM	220.2	218.5	217.1	216.9	216.9	217.9	**220.2**
22	**Peetu PAAVILAINEN**	**FIN**	KTM	220.0	217.1	215.6	215.2	215.1	216.6	**220.0**
3	**Pasquale ALFANO**	**ITA**	KTM	219.8	217.9	217.4	216.7	215.7	217.5	**219.8**
19	**Sasha DE VITS**	**BEL**	KTM	219.5	218.3	216.5	216.4	216.2	217.4	**219.5**
44	**Nicolas HERNANDEZ**	**COL**	KTM	219.2	218.2	216.2	214.8	214.4	216.6	**219.2**
7	**Barry BALTUS**	**BEL**	KTM	219.1	217.6	216.9	216.6	216.4	217.3	**219.1**
99	**Carlos TATAY**	**SPA**	KTM	219.0	218.9	218.7	217.2	216.8	218.1	**219.0**
53	**Deniz ÖNCÜ**	**TUR**	KTM	218.9	218.7	218.3	218.3	218.1	218.5	**218.9**
92	**Yuki KUNII**	**JPN**	KTM	218.9	215.5	215.4	214.7	213.5	215.6	**218.9**
12	**Filip SALAC**	**CZE**	KTM	218.8	216.6	214.6	214.5	214.2	215.7	**218.8**
83	**Meikon KAWAKAMI**	**BRA**	KTM	218.7	217.6	214.9	214.2	213.9	215.9	**218.7**
24	**Xavier ARTIGAS**	**SPA**	KTM	218.5	217.9	217.0	217.0	216.9	217.5	**218.5**
61	**Can ÖNCÜ**	**TUR**	KTM	218.5	216.8	215.8	214.2	213.6	215.8	**218.5**
30	**Max COOK**	**GBR**	KTM	218.1	216.5	216.0	214.9	214.9	216.1	**218.1**
6	**Ryusei YAMANAKA**	**JPN**	KTM	217.6	217.5	216.0	215.0	213.6	215.9	**217.6**

DORNA DATA PROCESSING ,TIMING SERVICE DORNA DATA PROCESSING TIMING SERVICE DORNA DATA PROCESSING TIMING SERVICE DORNA DATA PROCESSING TIMING SERVICE DORNA DATA PROCESSING TIMING SERVICE DORNA DATA PROCESSING TIMING SERVICE DORNA DATA PROCESSING TIMING SERVICE DORNA DATA PROCCEESSS

Alcañiz, Friday, September 21, 2018

MotorLand Aragón

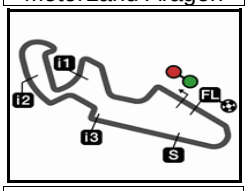

5077 m.

Results and timing service provided by TISSOT

RookiesCup

GRAN PREMIO MOVISTAR DE ARAGÓN

Qualifying Practice

Chronological Analysis of Performances

8

** Lap / Sector time cancelled*
P Crossing the finish line in pit lane
T1 Time from finish line to 1st intermediate
T2 Time from 1st intermed. to 2nd intermed.
T3 Time from 2nd intermed. to 3rd intermed.
T4 Time from 3rd intermediate to finish line

1st 24 Xavier ARTIGAS — Red Bull MotoGP Roo SPA

Runs=4 Total laps=11 Full laps=6

Lap	Lap Time		T1	T2	T3	T4	Speed
1	2'44.018	P	38.622	35.870	23.658	32.753	216.7
2	3'07.681	P	36.384	37.673*	41.556	36.437	211.5
3	2'34.107		28.278	36.557	31.201	31.777	217.0
4	**2'01.924**		34.269	33.875	22.411	31.369	217.0
5	**2'01.441**		34.079	33.844	22.390	31.128	218.5
6	**2'02.292**		34.147	33.937	22.677	31.531	217.9
7	2'03.377	P	34.331	34.015	22.719	32.312	216.9
8	2'28.881		32.801	35.447	22.975	32.048	211.7
9	**2'03.925**		34.266	34.860	22.562	32.237	204.4
10	**2'02.921**		34.587	34.337	22.366	31.631	216.1
11	**2'02.774**		34.335	34.107	22.481	31.851	212.1

2nd 53 Deniz ÖNCÜ — Red Bull MotoGP Roo TUR

Runs=5 Total laps=11 Full laps=4

Lap	Lap Time		T1	T2	T3	T4	Speed
1	2'43.778	P	38.872	35.885	23.555	32.725	218.7
2	3'07.627	P	37.710	36.507	41.627	36.261	207.8
3	2'33.227		28.562	36.716	30.311	31.524	217.3
4	**2'02.133**		34.326	33.979	22.537	31.291	218.3
5	**2'01.919**		34.244	33.967	22.416	31.292	218.3
6	**2'01.896**		34.275	33.878	22.458	31.285	218.9
7	2'12.144	P	42.236	34.377	22.905	32.626	216.6
8	2'58.613		40.542	37.144	24.422	43.475	140.4
9	2'03.422	P	34.499	34.052	22.596	32.275	218.1
10	2'24.217		28.846	34.022	22.911	32.205	201.5
11	**2'02.086**		34.112	33.962	22.446	31.566	217.6

3rd 12 Filip SALAC — Red Bull MotoGP Roo CZE

Runs=3 Total laps=10 Full laps=6

Lap	Lap Time		T1	T2	T3	T4	Speed
1	2'46.391	P	51.241	44.628	24.579	34.728	214.5
2	2'47.946	*	36.781	42.196*	24.244	35.914	206.1
3	**2'09.151**		35.127	37.434	23.397	33.193	204.8
4	**2'03.051**		34.710	34.097	22.515	31.729	214.6
5	**2'03.154**		34.676	34.006	22.901	31.571	216.6
6	2'12.741	P	34.813	36.438	23.981	37.509	182.9
7	6'29.639	*	41.843	39.533	28.905	38.008*	169.1
8	**2'02.864**		34.694	33.981	22.646	31.543	214.2
9	**2'02.014**		34.182	33.727	22.565	31.540	214.1
10	**2'04.869**		35.620	33.962	23.515	31.772	218.8

4th 28 Adrian CARRASCO — Red Bull MotoGP Roo SPA

Runs=4 Total laps=12 Full laps=6

Lap	Lap Time		T1	T2	T3	T4	Speed
1	2'44.630		38.754	36.022	23.882	32.841	219.5
2	2'07.083	P	36.023	34.761	22.798	33.501	213.7
3	2'28.784		33.341	34.979	22.869	31.682	223.8
4	**2'03.066**		34.623	34.116	22.613	31.714	219.9
5	**2'03.776**		34.445	34.281	23.090	31.960	216.3
6	**2'03.142**		34.639	34.135	22.578	31.790	216.3
7	**2'03.288**		34.741	34.127	22.680	31.740	216.2
8	2'10.649	P	36.458	35.852	23.865	34.474	198.4
9	2'26.388	P	29.160	34.827	22.844	33.610	216.3
10	2'24.706		30.598	34.174	22.455	31.545	220.0
11	**2'02.061**		34.284	33.852	22.630	31.295	221.9
12	**2'03.760**		34.433	34.152	23.162	32.013	217.6

5th 40 Sean KELLY — Red Bull MotoGP Roo USA

Runs=4 Total laps=11 Full laps=4

Lap	Lap Time		T1	T2	T3	T4	Speed
1	2'45.297	P	49.492	44.288	24.807	33.336	220.0
2	2'49.578		35.768	41.679	24.530	36.202	212.2
3	**2'08.283**		35.113	34.989	23.376	34.805	195.5
4	**2'04.147**		34.876	34.196	23.118	31.957	212.8
5	2'10.876	P	34.662	34.228	27.001	34.985	204.8
6	3'20.811		31.613	36.381	28.714	32.154	213.5
7	**2'02.983**		34.668	34.086	22.621	31.608	217.0
8	2'20.040	*	34.991	35.933*	25.283	43.833	134.5
9	2'03.839	P	34.478	34.090	22.571	32.700	213.4
10	2'23.796		28.510	34.113	22.748	32.112	215.7
11	**2'02.275**		34.446	33.986	22.491	31.352	222.2

6th 99 Carlos TATAY — Red Bull MotoGP Roo SPA

Runs=2 Total laps=12 Full laps=8

Lap	Lap Time		T1	T2	T3	T4	Speed
1	2'50.275		33.160	36.918	23.954	32.881	211.3
2	**2'04.160**		35.074	34.551	22.963	31.572	217.2
3	**2'02.479**		34.240	34.254	22.566	31.419	218.9
4	**2'02.441**		34.177	34.247	22.557	31.460	219.0
5	**2'02.949**		34.420	34.164	22.509	31.856	215.7
6	2'07.824	P	35.322	35.257	23.063	34.182	204.6
7	3'11.322		32.026	35.701	23.320	31.995	216.8
8	2'02.908	*	34.433	34.152*	22.485	31.838	216.6
9	**2'06.843**		34.998	36.217	23.394	32.234	211.1
10	**2'02.308**		34.341	34.032	22.497	31.438	218.7
11	**2'03.542**		34.723	34.374	22.664	31.781	214.9
12	**2'04.239**		34.605	34.519	23.432	31.683	216.1

7th 11 Dan JONES — Red Bull MotoGP Roo GBR

Runs=3 Total laps=11 Full laps=7

Lap	Lap Time		T1	T2	T3	T4	Speed
1	2'47.403	P	33.817	41.046	23.590	34.058	221.0
2	2'30.265		30.978	37.175	22.712	32.120	212.6
3	**2'03.272**		34.398	34.046	22.907	31.921	222.8
4	**2'02.727**		34.468	33.892	22.764	31.603	220.2
5	**2'05.991**		34.974	34.121	23.291	33.605	189.1

Fastest Lap: Xavier ARTIGAS — Red Bull MotoGP Roo SPA — **2'01.441** — 34.079 — 33.844 — 22.390 — 31.128

DORNA DATA PROCESSING -TIMING SERVICE DORNA DATA PROCESSING TIMING SERVICE DORNA DATA PROCESSING TIMING SERVICE DORNA DATA PROCESSING TIMING SERVICE DORNA DATA PROCESSING TIMING SERVICE DORNA DATA PROCESSING TIMING SERVICE DORNA DATA PROCESSING TIMING SERVICE DORNA DATA PROCCEESSS

Alcañiz, Friday, September 21, 2018

Lap	Lap Time		T1	T2	T3	T4	Speed
6	2'02.566		34.325	34.085	22.502	31.654	219.5
7	2'03.103		34.728	33.905	22.740	31.730	221.4
8	2'12.472	P	34.612	34.471	27.184	36.205	166.9
9	3'21.714		32.496	40.070	22.827	31.794	215.6
10	2'03.291		34.432	34.034	22.562	32.263	211.5
11	2'02.712		34.347	34.006	22.657	31.702	214.0

8th 6 Ryusei YAMANAKA Red Bull MotoGP Roo JPN

Runs=3 Total laps=12 Full laps=8

1	2'47.030	P	48.964	41.157	27.503	37.334	206.7
2	2'29.721		32.033	34.930	22.797	32.421	211.1
3	2'03.576		34.624	34.233	22.868	31.851	213.2
4	2'03.143		34.556	34.137	22.669	31.781	213.6
5	2'05.546		34.709	34.428	23.144	33.265	195.0
6	2'03.034		34.690	34.033	22.597	31.714	215.0
7	2'02.791		34.481	33.987	22.620	31.703	216.0
8	2'14.060	P	34.851	37.506*	23.616	38.087	181.6
9	2'42.618		45.601	35.251	23.514	32.277	208.4
10	2'02.588		34.439	34.034	22.521	31.594	217.5
11	2'05.094		34.263	34.325	23.274	33.232	196.0
12	2'03.091		34.298	34.023	22.813	31.957	217.6

9th 7 Barry BALTUS Red Bull MotoGP Roo BEL

Runs=3 Total laps=12 Full laps=4

1	2'44.171	P	49.147	43.558	27.512	34.038	203.5
2	2'32.904	*	34.083	34.921*	23.406	33.720	198.0
3	2'03.324		34.467	34.114	22.924	31.819	217.6
4	2'03.336	*	34.862	33.950*	22.983	31.541*	219.1
5	2'05.806		34.618	34.399	23.542	33.247	180.6
6	2'02.763		34.595	33.982	22.607	31.579	216.9
7	2'02.606		34.441	33.976	22.596	31.593	215.7
8	2'11.263	P	34.914	36.250	24.057	36.042	174.0
9	2'44.047	*	46.492	35.243	22.995	32.275*	212.2
10	2'03.468	*	34.630	34.288*	22.544	32.006	211.2
11	2'04.434	*	34.468	34.433*	23.549	31.984	216.6
12	2'03.360	*	34.565	34.084*	23.054	31.657	216.4

10th 61 Can ÖNCÜ Red Bull MotoGP Roo TUR

Runs=2 Total laps=12 Full laps=8

1	2'46.019	P	33.857	36.248	23.839	33.802	218.5
2	2'50.036	*	36.318	37.524	24.029	37.899*	207.0
3	2'21.424		52.090	34.564	22.784	31.986	212.0
4	2'03.095	*	34.549	34.201*	22.473	31.872	212.6
5	2'03.084		34.594	34.221	22.518	31.751	213.0
6	2'03.334		34.602	34.260	22.620	31.852	214.2
7	2'16.719		44.039	38.015	22.751	31.914	213.1
8	2'03.395		34.479	34.273	22.572	32.071	213.0
9	2'04.566	*	35.649	34.433*	22.662	31.822	215.8
10	2'02.612		34.485	34.031	22.548	31.548	216.8
11	2'03.375		34.315	34.216	22.978	31.866	213.6
12	2'05.426		34.522	34.144	24.516	32.244	213.1

11th 22 Peetu PAAVILAINE Red Bull MotoGP Roo FIN

Runs=3 Total laps=10 Full laps=6

1	2'31.830	P	31.308	35.021	23.336	55.225	72.3
2	2'26.031		29.762	35.270	23.010	31.983	211.8
3	2'03.802		34.908	34.400	22.795	31.699	215.2
4	2'03.170		34.603	34.105	22.666	31.796	213.1
5	2'02.816		34.562	33.974	22.583	31.697	215.1
6	2'32.465	P	34.487	34.439	41.216	42.323	146.5
7	5'24.306	*	40.973	34.533	23.288	31.876*	217.1
8	2'04.274		34.734	34.254	22.959	32.327	215.6
9	2'03.883		34.660	34.186	22.824	32.213	209.6
10	2'03.067		34.751	33.973	22.817	31.526	220.0

12th 83 Meikon KAWAKAMI Red Bull MotoGP Roo BRA

Runs=2 Total laps=12 Full laps=8

1	2'45.871		46.846	42.239	25.317	32.822	214.2
2	2'05.385		35.255	34.897	23.267	31.966	218.7
3	2'03.568		34.862	34.266	22.560	31.880	214.9
4	2'12.711	*	35.370	35.430*	25.392	36.519	169.3
5	2'02.971		34.412	34.144	22.529	31.886	213.9
6	2'03.346		34.277	33.830	23.141	32.098	213.1
7	2'02.836		34.519	34.129	22.509	31.679	217.6
8	2'05.811	P	34.724	34.217	23.127	33.743	212.8
9	2'49.732		44.191	35.196	22.843	40.089	128.8
10	2'08.595		34.339	34.993	24.463	34.800	196.0
11	2'03.176		34.330	34.383	22.500	31.963	213.0
12	2'03.080		34.421	34.249	22.452	31.958	212.1

13th 43 Steward GARCIA Red Bull MotoGP Roo COL

Runs=4 Total laps=11 Full laps=4

1	2'45.949	P	37.956	36.364	24.015	33.557	220.2
2	2'48.042		32.918	41.317	24.329	35.619	209.0
3	2'07.755		35.651	37.295	22.788	32.021	214.2
4	2'03.719		34.920	34.381	22.567	31.851	214.6
5	2'04.091		35.013	34.586	22.694	31.798	214.7
6	2'13.365	P	35.125	36.487	24.021	37.732	189.1
7	2'35.494	P	33.800	34.728	22.632	32.670	216.9
8	2'25.368		30.462	34.565	23.011	31.697	218.5
9	2'04.223	*	34.626	35.305*	22.472	31.820	217.1
10	2'02.961		34.493	34.187	22.711	31.570	216.9
11	2'03.508	*	34.572	34.542*	22.719	31.675	215.6

14th 5 Simon JESPERSEN Red Bull MotoGP Roo DEN

Runs=4 Total laps=12 Full laps=5

1	2'26.727	P	36.705	40.778	26.805	34.056	209.7
2	2'24.699		29.413	34.607	23.193	31.429	221.9
3	2'06.347		35.434	36.404	22.841	31.668	218.5
4	2'03.032		34.655	34.246	22.411	31.720	216.3
5	2'03.872		34.953	34.393	22.532	31.994	212.0
6	2'03.545		34.433	34.337	22.625	32.150	212.8
7	2'08.227	*	38.566	34.803*	22.993	31.865	214.8
8	2'06.878	P	34.736	34.271	23.132	34.739	190.9
9	2'39.205	P	36.940	36.760	23.617	33.174	207.6
10	2'32.587	*	34.993	36.753*	23.037	31.886	215.2
11	2'02.673	*	34.325	34.040	22.964	31.344*	220.1
12	2'06.757		34.710	34.227	23.692	34.128	205.4

15th 92 Yuki KUNII Red Bull MotoGP Roo JPN

Runs=2 Total laps=11 Full laps=7

1	2'48.638		34.306	35.892	25.463	33.565	199.9

Fastest Lap:	Xavier ARTIGAS	Red Bull MotoGP Roo	SPA	2'01.441	34.079	33.844	22.390	31.128

DORNA DATA PROCESSING -TIMING SERVICE DORNA DATA PROCESSING TIMING SERVICE DORNA DATA PROCESSING TIMING SERVICE DORNA DATA PROCESSING TIMING SERVICE DORNA DATA PROCESSING TIMING SERVICE DORNA DATA PROCESSING TIMING SERVICE DORNA DATA PROCESSING TIMING SERVICE DORNA DATA PROCCEESSS

Lap	Lap Time		T1	T2	T3	T4	Speed
2	2'03.970	*	34.775	34.746*	22.909	31.540	218.9
3	**2'08.093**		36.600	34.992	23.984	32.517	212.1
4	**2'03.339**		34.575	34.267	22.632	31.865	212.5
5	**2'03.042**		34.660	34.150	22.664	31.568	215.4
6	**2'03.610**		34.715	34.329	22.808	31.758	214.7
7	2'07.561	P	34.633	34.288	23.096	35.544	191.3
8	4'42.021		1'00.873	41.915	23.589	32.454	209.9
9	**2'04.032**		34.700	34.441	22.769	32.122	212.1
10	**2'03.889**		34.703	34.456	22.854	31.876	213.5
11	**2'03.192**		34.524	34.400	22.646	31.622	215.5

16th 31 Gerry SALIM — Red Bull MotoGP Roo INA

Runs=3 Total laps=11 Full laps=7

Lap	Lap Time		T1	T2	T3	T4	Speed
1	2'48.634	P	43.580	46.936	29.779	35.754	209.2
2	2'45.089		33.386	38.145	30.666	34.522	211.1
3	**2'08.555**		35.691	35.051	23.692	34.121	204.5
4	**2'03.474**		34.890	34.299	22.547	31.738	216.6
5	**2'04.472**		34.598	34.677	22.926	32.271	212.4
6	**2'05.981**		34.706	34.577	23.676	33.022	211.1
7	2'10.692	P	36.159	35.741	23.773	35.019	210.9
8	2'58.224		47.068	39.015	24.223	32.306	219.2
9	**2'03.247**		34.668	34.362	22.650	31.567	223.7
10	**2'03.156**		34.487	34.150	22.761	31.758	217.9
11	**2'03.072**		34.484	34.216	22.801	31.571	219.5

17th 30 Max COOK — Red Bull MotoGP Roo GBR

Runs=2 Total laps=12 Full laps=8

Lap	Lap Time		T1	T2	T3	T4	Speed
1	2'43.860		45.726	42.680	26.546	34.465	201.1
2	2'14.995	*	35.444	44.326*	23.139	32.086	212.7
3	**2'03.557**		34.733	34.305	22.766	31.753	216.5
4	**2'04.003**		34.997	34.519	22.615	31.872	213.1
5	**2'03.319**		34.508	34.406	22.571	31.834	214.9
6	**2'04.338**		34.598	34.009	23.741	31.990	214.7
7	**2'03.344**		34.719	34.200	22.769	31.656	218.1
8	**2'06.151**		34.660	34.284	23.252	33.955	174.8
9	**2'10.078**		34.815	35.634	24.782	34.847	182.1
10	2'13.476	P	34.768	35.021*	23.466	40.221	163.1
11	2'24.614		29.229	34.372	22.710	31.807	216.0
12	**2'03.190**		34.498	34.151	22.741	31.800	214.9

18th 29 Billy VAN EERDE — Red Bull MotoGP Roo AUS

Runs=1 Total laps=12 Full laps=7

Lap	Lap Time		T1	T2	T3	T4	Speed
1	2'44.701		39.405	49.187	26.257	37.053	178.3
2	2'07.816	*	36.700	35.360*	23.895	31.861	221.3
3	2'05.125	*	35.537	34.926	22.985	31.677*	216.3
4	2'04.153	*	34.871	34.651*	22.946	31.685	217.3
5	**2'05.026**		34.859	35.006	23.154	32.007	216.9
6	2'04.133	*	34.888	34.798*	22.896	31.551	220.0
7	**2'03.693**		34.726	34.292	22.895	31.780	217.4
8	**2'04.174**		34.879	34.378	22.752	32.165	216.4
9	**2'04.402**		35.367	34.387	22.730	31.918	217.5
10	**2'23.460**		39.718	41.397	23.404	38.941	161.2
11	**2'22.241**		38.217	37.561	32.515	33.948	210.1
12	**2'03.214**		34.691	34.124	22.594	31.805	220.0

19th 3 Pasquale ALFANO — Red Bull MotoGP Roo ITA

Runs=2 Total laps=12 Full laps=8

Lap	Lap Time		T1	T2	T3	T4	Speed
1	2'44.365		40.375	51.189	25.391	37.697	181.8
2	**2'06.941**		36.943	34.796	23.426	31.776	219.8
3	**2'04.339**		35.244	34.266	22.831	31.998	214.7
4	**2'04.858**		35.216	34.935	22.739	31.968	213.0
5	**2'04.570**		35.076	34.336	22.582	32.576	204.5
6	**2'03.289**		34.614	34.057	22.667	31.951	217.9
7	**2'10.791**		37.824	34.832	26.153	31.982	216.7
8	**2'03.500**		34.734	34.227	22.745	31.794	217.4
9	**2'19.540**		34.768	35.615	25.395	43.762	110.8
10	2'04.460	P	34.651	34.228	22.829	32.752	215.5
11	2'23.771	*	28.675	34.469	22.793	31.785*	215.7
12	2'03.562	*	34.745	34.160	22.537	32.120*	214.1

20th 66 Adrian HUERTAS — Red Bull MotoGP Roo SPA

Runs=4 Total laps=12 Full laps=5

Lap	Lap Time		T1	T2	T3	T4	Speed
1	2'47.208		41.264	50.749	31.219	31.956	219.1
2	**2'04.125**		35.111	34.601	22.948	31.465	222.7
3	**2'06.939**		35.346	34.746	23.308	33.539	186.3
4	**2'03.691**		34.620	34.504	22.956	31.611	217.4
5	2'05.516	P	34.941	34.708	22.961	32.906	218.0
6	2'26.622		31.757	34.336	22.899	31.706	217.2
7	**2'03.763**		34.760	34.336	22.856	31.811	214.5
8	2'08.831	P	35.026	34.821	23.527	35.457	193.9
9	2'24.926		29.478	34.614	22.888	31.901	213.9
10	2'09.147	P	34.825	35.750	24.393	34.179	210.8
11	2'24.121		28.896	34.543	22.904	31.828	214.7
12	**2'03.420**		34.627	34.300	22.758	31.735	214.7

21st 44 Nicolas HERNANDE — Red Bull MotoGP Roo COL

Runs=3 Total laps=12 Full laps=7

Lap	Lap Time		T1	T2	T3	T4	Speed
1	2'33.832		36.433	39.469	27.144	40.601	151.4
2	**2'14.326**		37.545	39.560	24.815	32.406	209.3
3	**2'06.409**		35.828	35.322	23.067	32.192	211.8
4	**2'06.145**		35.436	34.651	22.743	33.315	196.4
5	**2'04.417**		35.238	34.583	22.734	31.862	219.2
6	**2'04.042**		34.885	34.148	22.835	32.174	218.2
7	2'06.384	*	34.885	34.568	23.112	33.819*	196.9
8	2'07.559	P	35.102	34.584	23.050	34.823	204.7
9	2'46.744	P	43.857	35.455	23.209	36.626	186.7
10	2'27.912		32.256	34.549	23.052	31.931	214.4
11	**2'03.813**		34.496	34.601	22.869	31.847	216.2
12	**2'04.418**		34.831	34.740	22.855	31.992	214.8

22nd 19 Sasha DE VITS — Red Bull MotoGP Roo BEL

Runs=2 Total laps=12 Full laps=9

Lap	Lap Time		T1	T2	T3	T4	Speed
1	2'44.749		45.813	45.650	26.986	35.396	203.5
2	**2'06.243**		36.111	35.097	23.133	31.902	216.4
3	**2'04.754**		35.356	34.427	23.240	31.731	218.3
4	**2'05.636**		34.980	35.012	23.107	32.537	212.2
5	**2'05.088**		34.908	34.769	23.070	32.341	212.9
6	**2'04.449**		34.977	34.655	23.131	31.686	219.5
7	**2'04.265**		34.907	34.425	23.047	31.886	216.2
8	2'07.706	P	35.975	35.044*	23.044	33.643	215.6
9	2'47.282		45.499	36.156	23.387	35.375	163.7

Fastest Lap: Xavier ARTIGAS Red Bull MotoGP Roo SPA **2'01.441** 34.079 33.844 22.390 31.128

DORNA DATA PROCESSING -TIMING SERVICE DORNA DATA PROCESSING TIMING SERVICE DORNA DATA PROCESSING TIMING SERVICE DORNA DATA PROCESSING TIMING SERVICE DORNA DATA PROCESSING TIMING SERVICE DORNA DATA PROCESSING TIMING SERVICE DORNA DATA PROCESSING TIMING SERVICE DORNA DATA PROCCEESSS

Qualifying Practice

RookiesCup

Lap	Lap Time	T1	T2	T3	T4	Speed	Lap	Lap Time	T1	T2	T3	T4	Speed
10	**2'09.112**	35.966	35.634	24.595	32.917	210.8							
11	**2'05.096**	35.268	34.930	23.090	31.808	216.5							
12	**2'04.448**	34.671	34.679	22.969	32.129	212.7							

Fastest Lap:	Xavier ARTIGAS	Red Bull MotoGP Roo	SPA	**2'01.441**	34.079	33.844	22.390	31.128

DORNA DATA PROCESSING ,TIMING SERVICE DORNA DATA PROCESSING TIMING SERVICE DORNA DATA PROCESSING TIMING SERVICE DORNA DATA PROCESSING TIMING SERVICE DORNA DATA PROCESSING TIMING SERVICE DORNA DATA PROCESSING TIMING SERVICE DORNA DATA PROCESSING TIMING SERVICE DORNA DATA PROCCEESSS

Alcañiz, Friday, September 21, 2018

MotorLand Aragón

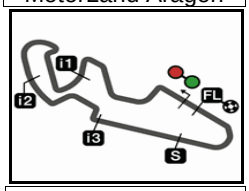

5077 m.

Results and timing service provided by TISSOT

RookiesCup

GRAN PREMIO MOVISTAR DE ARAGÓN
Official Starting Grid

Race : 15 laps = 76.155 km

1	**3** 2'02.014 **12 Filip SALAC** KTM	**2** 2'01.896 **53 Deniz ÖNCÜ** KTM	**1** 2'01.441 **24 Xavier ARTIGAS** KTM
2	**6** 2'02.308 **99 Carlos TATAY** KTM	**5** 2'02.275 **40 Sean KELLY** KTM	**4** 2'02.061 **28 Adrian CARRASCO** KTM
3	**9** 2'02.606 **7 Barry BALTUS** KTM	**8** 2'02.588 **6 Ryusei YAMANAKA** KTM	**7** 2'02.566 **11 Dan JONES** KTM
4	**12** 2'02.836 **83 Meikon KAWAKAMI** KTM	**11** 2'02.816 **22 Peetu PAAVILAINEN** KTM	**10** 2'02.612 **61 Can ÖNCÜ** KTM
5	**15** 2'03.042 **92 Yuki KUNII** KTM	**14** 2'03.032 **5 Simon JESPERSEN** KTM	**13** 2'02.961 **43 Steward GARCIA** KTM
6	**18** 2'03.214 **29 Billy VAN EERDE** KTM	**17** 2'03.190 **30 Max COOK** KTM	**16** 2'03.072 **31 Gerry SALIM** KTM
7	**21** 2'03.813 **44 Nicolas HERNANDEZ** KTM	**20** 2'03.420 **66 Adrian HUERTAS** KTM	**19** 2'03.289 **3 Pasquale ALFANO** KTM
8			**22** 2'04.265 **19 Sasha DE VITS** KTM

The results are provisional until the end of the limit for protest and appeals and until the ratification of the Event Management Committee.

Time limit for protest expires 60' at the latest after publication of the results - Mr. ..... Time: .....

DORNA DATA PROCESSING TIMING SERVICE DORNA DATA PROCESSING TIMING SERVICE DORNA DATA PROCESSING TIMING SERVICE DORNA DATA PROCESSING TIMING SERVICE DORNA DATA PROCESSING TIMING SERVICE DORNA DATA PROCESSING TIMING SERVICE DORNA DATA PROCESSING TIMING SERVICE DORNA DATA PROCCEESSS

Alcañiz, Friday, September 21, 2018

MotorLand Aragón

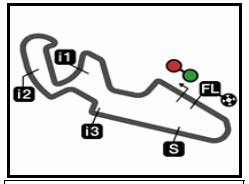

5077 m.

Results and timing service provided by TISSOT

RookiesCup

GRAN PREMIO MOVISTAR DE ARAGÓN

Qualifying Practice

Best Partial Times

IT *Ideal Lap Time, sum of the best partial times* ***BT*** *Best Lap Time*

T1			T2		T3		T4	
Pos	Rider	Time	Rider	Time	Rider	Time	Rider	Time
1	X.ARTIGAS	34.079	F.SALAC	33.727	X.ARTIGAS	22.366	X.ARTIGAS	31.128
2	D.ÖNCÜ	34.112	M.KAWAKAMI	33.830	S.JESPERSEN	22.411	D.ÖNCÜ	31.285
3	C.TATAY	34.177	X.ARTIGAS	33.844	D.ÖNCÜ	22.416	A.CARRASCO	31.295
4	F.SALAC	34.182	A.CARRASCO	33.852	M.KAWAKAMI	22.452	S.KELLY	31.352
5	R.YAMANAKA	34.263	D.ÖNCÜ	33.878	A.CARRASCO	22.455	C.TATAY	31.419
6	M.KAWAKAMI	34.277	D.JONES	33.892	S.GARCIA	22.472	S.JESPERSEN	31.429
7	A.CARRASCO	34.284	P.PAAVILAINEN	33.973	C.ÖNCÜ	22.473	A.HUERTAS	31.465
8	C.ÖNCÜ	34.315	B.BALTUS	33.976	C.TATAY	22.485	P.PAAVILAINEN	31.526
9	S.JESPERSEN	34.325	S.KELLY	33.986	S.KELLY	22.491	F.SALAC	31.540
10	D.JONES	34.325	R.YAMANAKA	33.987	D.JONES	22.502	Y.KUNII	31.540
11	B.BALTUS	34.441	M.COOK	34.009	F.SALAC	22.515	C.ÖNCÜ	31.548
12	S.KELLY	34.446	C.ÖNCÜ	34.031	R.YAMANAKA	22.521	B.VAN EERDE	31.551
13	G.SALIM	34.484	C.TATAY	34.032	P.ALFANO	22.537	G.SALIM	31.567
14	P.PAAVILAINEN	34.487	S.JESPERSEN	34.040	B.BALTUS	22.544	S.GARCIA	31.570
15	S.GARCIA	34.493	P.ALFANO	34.057	G.SALIM	22.547	B.BALTUS	31.579
16	N.HERNANDEZ	34.496	B.VAN EERDE	34.124	M.COOK	22.571	R.YAMANAKA	31.594
17	M.COOK	34.498	N.HERNANDEZ	34.148	P.PAAVILAINEN	22.583	D.JONES	31.603
18	Y.KUNII	34.524	G.SALIM	34.150	B.VAN EERDE	22.594	M.COOK	31.656
19	P.ALFANO	34.614	Y.KUNII	34.150	Y.KUNII	22.632	M.KAWAKAMI	31.679
20	A.HUERTAS	34.620	S.GARCIA	34.187	N.HERNANDEZ	22.734	S.DE VITS	31.686
21	S.DE VITS	34.671	A.HUERTAS	34.300	A.HUERTAS	22.758	P.ALFANO	31.776
22	B.VAN EERDE	34.691	S.DE VITS	34.425	S.DE VITS	22.969	N.HERNANDEZ	31.847

Pos	Rider	IT	BT	
1	X.ARTIGAS	2'01.417	2'01.441	(1)
2	D.ÖNCÜ	2'01.691	2'01.896	(2)
3	A.CARRASCO	2'01.886	2'02.061	(4)
4	F.SALAC	2'01.964	2'02.014	(3)
5	C.TATAY	2'02.113	2'02.308	(6)
6	S.JESPERSEN	2'02.205	2'03.032	(14)
7	M.KAWAKAMI	2'02.238	2'02.836	(12)
8	S.KELLY	2'02.275	2'02.275	(5)
9	D.JONES	2'02.322	2'02.566	(7)
10	R.YAMANAKA	2'02.365	2'02.588	(8)
11	C.ÖNCÜ	2'02.367	2'02.612	(10)
12	B.BALTUS	2'02.540	2'02.606	(9)
13	P.PAAVILAINE	2'02.569	2'02.816	(11)
14	S.GARCIA	2'02.722	2'02.961	(13)
15	M.COOK	2'02.734	2'03.190	(17)
16	G.SALIM	2'02.748	2'03.072	(16)
17	Y.KUNII	2'02.846	2'03.042	(15)
18	B.VAN EERDE	2'02.960	2'03.214	(18)
19	P.ALFANO	2'02.984	2'03.289	(19)
20	A.HUERTAS	2'03.143	2'03.420	(20)
21	N.HERNANDE	2'03.225	2'03.813	(21)
22	S.DE VITS	2'03.751	2'04.265	(22)

DORNA DATA PROCESSING .TIMING SERVICE DORNA DATA PROCESSING TIMING SERVICE DORNA DATA PROCESSING TIMING SERVICE DORNA DATA PROCESSING TIMING SERVICE DORNA DATA PROCESSING TIMING SERVICE DORNA DATA PROCESSING TIMING SERVICE DORNA DATA PROCESSING TIMING SERVICE DORNA DATA PROCCEESSS

MotorLand Aragón

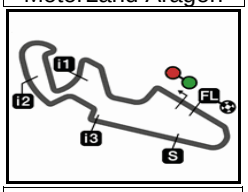

5077 m.

Results and timing service provided by TISSOT

RookiesCup

GRAN PREMIO MOVISTAR DE ARAGÓN

Qualifying Practice

Fastest Laps Sequence

Practice Time		Rider	Nation	Motorcycle	Time	Km/h	Rider's Lap
4'48.158	44	**Nicolas HERNANDEZ**	COL	KTM	**2'14.326**	136.0	2
4'50.992	19	**Sasha DE VITS**	BEL	KTM	**2'06.243**	144.7	2
4'51.256	83	**Meikon KAWAKAMI**	BRA	KTM	**2'05.385**	145.7	2
4'51.333	66	**Adrian HUERTAS**	SPA	KTM	**2'04.125**	147.2	2
6'54.824	83	**Meikon KAWAKAMI**	BRA	KTM	**2'03.568**	147.9	3
6'56.914	99	**Carlos TATAY**	SPA	KTM	**2'02.479**	149.2	3
8'59.355	99	**Carlos TATAY**	SPA	KTM	**2'02.441**	149.2	4
10'26.765	53	**Deniz ÖNCÜ**	TUR	KTM	**2'02.133**	149.6	4
10'27.730	24	**Xavier ARTIGAS**	SPA	KTM	**2'01.924**	149.9	4
12'28.684	53	**Deniz ÖNCÜ**	TUR	KTM	**2'01.919**	149.9	5
12'29.171	24	**Xavier ARTIGAS**	SPA	KTM	**2'01.441**	150.5	5

DORNA DATA PROCESSING _TIMING SERVICE DORNA DATA PROCESSING TIMING SERVICE DORNA DATA PROCESSING TIMING SERVICE DORNA DATA PROCESSING TIMING SERVICE DORNA DATA PROCESSING TIMING SERVICE DORNA DATA PROCESSING TIMING SERVICE DORNA DATA PROCESSING TIMING SERVICE DORNA DATA PROCCEESSS

Alcañiz, Friday, September 21, 2018