

5077 m.

GRAN PREMIO MOVISTAR DE ARAGÓN

Race

Classification after 15 laps = 76.155 km

RookiesCup

20

Pos	Rider	Nation	Team	Motorcycle	Total Time	Km/h	Gap
1	25 53 Deniz ÖNCÜ	TUR	Red Bull MotoGP Rookies Cup	KTM	30'45.838	148.5	
2	20 24 Xavier ARTIGAS	SPA	Red Bull MotoGP Rookies Cup	KTM	30'46.386	148.4	0.548
3	16 99 Carlos TATAY	SPA	Red Bull MotoGP Rookies Cup	KTM	30'50.574	148.1	4.736
4	13 43 Steward GARCIA	COL	Red Bull MotoGP Rookies Cup	KTM	30'50.946	148.1	5.108
5	11 28 Adrian CARRASCO	SPA	Red Bull MotoGP Rookies Cup	KTM	30'51.109	148.1	5.271
6	10 92 Yuki KUNII	JPN	Red Bull MotoGP Rookies Cup	KTM	30'51.173	148.0	5.335
7	9 11 Dan JONES	GBR	Red Bull MotoGP Rookies Cup	KTM	30'51.199	148.0	5.361
8	8 6 Ryusei YAMANAKA	JPN	Red Bull MotoGP Rookies Cup	KTM	30'52.309	148.0	6.471
9	7 40 Sean KELLY	USA	Red Bull MotoGP Rookies Cup	KTM	30'52.452	147.9	6.614
10	6 61 Can ÖNCÜ	TUR	Red Bull MotoGP Rookies Cup	KTM	31'01.286	147.2	15.448
11	5 7 Barry BALTUS	BEL	Red Bull MotoGP Rookies Cup	KTM	30'52.599	147.9	6.761
12	4 30 Max COOK	GBR	Red Bull MotoGP Rookies Cup	KTM	31'01.331	147.2	15.493
13	3 5 Simon JESPERSEN	DEN	Red Bull MotoGP Rookies Cup	KTM	31'01.335	147.2	15.497
14	2 29 Billy VAN EERDE	AUS	Red Bull MotoGP Rookies Cup	KTM	31'01.441	147.2	15.603
15	1 66 Adrian HUERTAS	SPA	Red Bull MotoGP Rookies Cup	KTM	31'01.540	147.2	15.702
16	22 Peetu PAAVILAINEN	FIN	Red Bull MotoGP Rookies Cup	KTM	31'01.784	147.2	15.946
17	31 Gerry SALIM	INA	Red Bull MotoGP Rookies Cup	KTM	31'01.824	147.2	15.986
18	19 Sasha DE VITS	BEL	Red Bull MotoGP Rookies Cup	KTM	31'01.933	147.2	16.095
19	83 Meikon KAWAKAMI	BRA	Red Bull MotoGP Rookies Cup	KTM	31'14.069	146.2	28.231
20	44 Nicolas HERNANDEZ	COL	Red Bull MotoGP Rookies Cup	KTM	32'15.018	141.6	1'29.180

Not classified

12	Filip SALAC	CZE	Red Bull MotoGP Rookies Cup	KTM	20'34.254	148.0	5 laps
3	Pasquale ALFANO	ITA	Red Bull MotoGP Rookies Cup	KTM	8'47.944	138.4	11 laps

Race condition: Dry

Air: 31°
Humidity: 31%
Ground: 46°

Pole Position:		Xavier ARTIGAS	2'01.441	150.5 Km/h
Fastest Lap:	Lap 2	Xavier ARTIGAS	2'01.852	149.9 Km/h
Circuit Record Lap:	2015	Raul FERNANDEZ	2'01.603	150.3 Km/h
Circuit Best Lap:	2018	Xavier ARTIGAS	2'01.441	150.5 Km/h

16:15'00

16:28'02

16:31'09

16:32'31

16:39'57 Pasquale ALFANO

16:46'22 Billy VAN EERDE

16:51'28 Simon JESPERSEN

16:52'47 Meikon KAWAKAMI

16:52'47 Filip SALAC

16:53'38 Meikon KAWAKAMI

16:59'12 Barry BALTUS

17:02'51 Barry BALTUS

SIGHTING LAP START

WARM UP LAP START

RACE START

No jump start

entered pits and retired

to drop 1 position - due to exceeding track limit

to drop 1 position - due to exceeding track limit

crashed out - Rider OK

crashed out - Rider OK

re-joined race

to drop 1 position - due to exceeding track limit

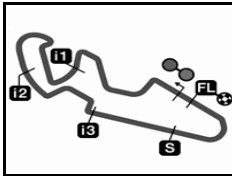
1 position penalty - due to exceeding track limit

The results are provisional until the end of the limit for protest and appeals.

Time limit for protest expires 30' after publication of the results - Time:

DORNA DATA PROCESSING TIMING SERVICE DORNA DATA PROCESSING TIMING SERVICE DORNA DATA PROCESSING TIMING SERVICE DORNA DATA PROCESSING TIMING SERVICE DORNA DATA PROCESSING TIMING SERVICE DORNA DATA PROCESSING TIMING SERVICE DORNA DATA PROCESSING TIMING SERVICE DORNA DATA PROCESSING TIMING SERVICE DORNA DATA PROCESSING TIMING SERVICE DORNA DATA PROCESSING TIMING SERVICE DORNA DATA PROCESSING TIMING SERVICE DORNA DATA PROCCESSS





GRAN PREMIO MOVISTAR DE ARAGÓN

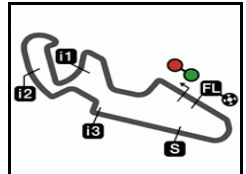
5077 m.

Championship Classification

21

Rider	Nation	Points	SPA	SPA	ITA	NED	NED	GER	GER	AUT	AUT	RSM	MARA	ARA
1 ÖNCÜ Can	TUR	227	25	20	20	25	25	20	25	16	20	25	6	
2 ÖNCÜ Deniz	TUR	167	13	16	10	13	11	25	20	13	13	8	25	
3 ARTIGAS Xavier	SPA	155	11	1	11	20	16	9	11	20	25	11	20	
4 SALAC Filip	CZE	142	16	13	6	11	20	13	16	11	16	20	-	
5 TATAY Carlos	SPA	128	20	25	13	8	-	7	9	10	10	10	16	
6 YAMANAKA Ryusei	JPN	125	10	11	7	16	-	16	10	25	9	13	8	
7 CARRASCO Adrian	SPA	83	7	0	16	9	-	11	13	-	-	16	11	
8 GARCIA Steward	COL	66	0	8	4	4	-	10	7	9	11	-	13	
9 KELLY Sean	USA	58	8	9	5	10	-	-	8	6	5	-	7	
10 KUNII Yuki	JPN	57	5	10	25	-	-	-	-	-	7	-	10	
11 BALTUS Barry	BEL	57	9	5	3	7	13	5	5	0	4	1	5	
12 HUERTAS Adrian	SPA	46	2	6	9	6	7	6	6	-	-	3	1	
13 PAAVILAINEN Peetu	FIN	37	-	4	0	0	10	-	4	8	6	5	0	
14 JONES Dan	GBR	33	4	2	2	-	6	-	3	-	-	7	9	
15 KAWAKAMI Meikon	BRA	29	6	0	8	0	-	0	0	3	3	9	0	
16 DE VITS Sasha	BEL	29	1	3	0	5	9	2	2	1	0	6	0	
17 COOK Max	GBR	21	3	0	-	1	5	8	-	-	-	0	4	
18 SALIM Gerry	INA	19	0	0	-	2	8	-	1	-	8	-	0	
19 VAN EERDE Billy	AUS	16	0	0	1	3	-	1	0	7	-	2	2	
20 ALFANO Pasquale	ITA	12	0	0	0	0	4	3	-	4	1	-	-	
21 PATACCA Matteo	ITA	11	0	7	0	-	-	4	-	-	-	-	-	
22 HERNANDEZ Nicolas	COL	10	0	0	0	-	3	0	0	5	2	-	0	
23 JESPERSEN Simon	DEN	9	0	0	0	0	-	-	0	2	0	4	3	
24 LIEBENBERG Aidan	RSA	0	0	0	0	0	-	0	0	-	-	-	-	

DORNA DATA PROCESSING TIMING SERVICE DORNA DATA PROCESSING TIMING SERVICE DORNA DATA PROCESSING TIMING SERVICE DORNA DATA PROCESSING TIMING SERVICE DORNA DATA PROCESSING TIMING SERVICE DORNA DATA
PROCESSING TIMING SERVICE DORNA DATA PROCESSING TIMING SERVICE DORNA DATA PROCESSING TIMING SERVICE DORNA DATA PROCESSING



GRAN PREMIO MOVISTAR DE ARAGÓN

Race

Lap Chart

22

5077 m.

Pos 1 2 3 4 5 6 7 8 9 10 11 12 13 14 15 16 17 18 19 20 21 22

Grid 24 (53) 12 28 40 99 11 6 7 61 22 83 43 5 92 31 30 29 3 66 44 19

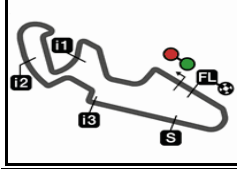


	1	(53)	24	28	40	6	12	99	43	11	61	7	92	83	31	5	22	30	3	66	29	19	44
	2	24	(53)	28	6	12	99	40	43	11	61	7	92	83	31	5	30	3	22	29	66	19	44
	3	(53)	6	28	24	12	99	43	40	92	11	61	83	7	31	5	30	3	22	29	66	19	44
	4	24	(53)	6	28	12	99	43	92	11	40	61	83	5	7	31	30	22	29	66	19	44	3
	5	(53)	24	28	6	12	99	43	40	11	92	83	61	5	7	31	30	22	29	66	19	44	
	6	24	99	(53)	12	28	43	40	6	83	11	92	7	5	61	31	30	29	22	66	19	44	
	7	99	24	28	43	(53)	12	6	40	92	11	83	7	5	61	31	30	29	22	66	19	44	
	8	24	99	28	(53)	43	12	6	92	40	11	7	83	61	5	31	30	29	22	66	19	44	
	9	24	(53)	28	99	12	40	6	92	43	11	7	83	5	61	31	29	30	22	66	19	44	
	10	24	(53)	99	28	6	12	43	40	92	83	11	7	5	61	29	31	30	22	66	19	44	
L	11	24	(53)	6	43	28	99	92	11	40	7	29	61	5	30	31	22	66	19	83	44		
a	12	(53)	24	28	6	99	43	92	11	40	7	29	30	5	61	22	19	66	31	83	44		
P	13	(53)	24	99	43	28	92	6	11	40	7	29	30	61	22	31	19	5	66	83	44		
S	14	(53)	24	99	28	43	11	92	6	40	7	30	61	29	5	31	22	66	19	83	44		
	15	(53)	24	99	43	28	92	11	6	40	7	61	30	5	29	66	22	31	19	83	44		

○ Winner

□ Lapped rider

DORNA DATA PROCESSING TIMING SERVICE DORNA DATA PROCESSING TIMING SERVICE DORNA DATA PROCESSING TIMING SERVICE DORNA DATA PROCESSING TIMING SERVICE DORNA DATA PROCESSING TIMING SERVICE DORNA DATA PROCESSING TIMING SERVICE DORNA DATA PROCESSING TIMING SERVICE DORNA DATA PROCCESSS




5077 m.

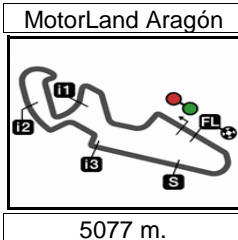
GRAN PREMIO MOVISTAR DE ARAGÓN

Race

Fastest Lap of Each Rider

23

	Rider	Nation	Team	Motorcycle	Time	Lap Total	Gap
1	24 Xavier ARTIGAS	SPA	Red Bull MotoGP Rookies Cup	KTM	2'01.852	2 15	
2	92 Yuki KUNII	JPN	Red Bull MotoGP Rookies Cup	KTM	2'01.977	3 15	0.125 0.125
3	99 Carlos TATAY	SPA	Red Bull MotoGP Rookies Cup	KTM	2'02.004	2 15	0.152 0.027
4	43 Steward GARCIA	COL	Red Bull MotoGP Rookies Cup	KTM	2'02.023	2 15	0.171 0.019
5	11 Dan JONES	GBR	Red Bull MotoGP Rookies Cup	KTM	2'02.092	2 15	0.240 0.069
6	53 Deniz ÖNCÜ	TUR	Red Bull MotoGP Rookies Cup	KTM	2'02.098	12 15	0.246 0.006
7	6 Ryusei YAMANAKA	JPN	Red Bull MotoGP Rookies Cup	KTM	2'02.179	2 15	0.327 0.081
8	12 Filip SALAC	CZE	Red Bull MotoGP Rookies Cup	KTM	2'02.213	2 10	0.361 0.034
9	83 Meikon KAWAKAMI	BRA	Red Bull MotoGP Rookies Cup	KTM	2'02.285	4 15	0.433 0.072
10	28 Adrian CARRASCO	SPA	Red Bull MotoGP Rookies Cup	KTM	2'02.341	3 15	0.489 0.056
11	61 Can ÖNCÜ	TUR	Red Bull MotoGP Rookies Cup	KTM	2'02.388	2 15	0.536 0.047
12	31 Gerry SALIM	INA	Red Bull MotoGP Rookies Cup	KTM	2'02.413	2 15	0.561 0.025
13	30 Max COOK	GBR	Red Bull MotoGP Rookies Cup	KTM	2'02.418	3 15	0.566 0.005
14	5 Simon JESPERSEN	DEN	Red Bull MotoGP Rookies Cup	KTM	2'02.556	5 15	0.704 0.138
15	29 Billy VAN EERDE	AUS	Red Bull MotoGP Rookies Cup	KTM	2'02.712	5 15	0.860 0.156
16	7 Barry BALTUS	BEL	Red Bull MotoGP Rookies Cup	KTM	2'02.744	7 15	0.892 0.032
17	40 Sean KELLY	USA	Red Bull MotoGP Rookies Cup	KTM	2'02.791	2 15	0.939 0.047
18	66 Adrian HUERTAS	SPA	Red Bull MotoGP Rookies Cup	KTM	2'02.919	10 15	1.067 0.128
19	22 Peetu PAAVILAINEN	FIN	Red Bull MotoGP Rookies Cup	KTM	2'02.984	3 15	1.132 0.065
20	19 Sasha DE VITS	BEL	Red Bull MotoGP Rookies Cup	KTM	2'03.064	7 15	1.212 0.080
21	44 Nicolas HERNANDEZ	COL	Red Bull MotoGP Rookies Cup	KTM	2'03.238	4 15	1.386 0.174



GRAN PREMIO MOVISTAR DE ARAGÓN

Race

Chronological Analysis of Performances

25

* Lap / Sector time cancelled T1 Time from finish line to 1st intermed. T3 Time from 2nd intermed. to 3rd intermed.
P Crossing the finish line in pit lane T2 Time from 1st intermed. to 2nd intermed. T4 Time from 3rd intermed. to finish line

Lap	Lap Time	T1	T2	T3	T4	Speed	Lap	Lap Time	T1	T2	T3	T4	Speed	
1st	53	Deniz ÖNCÜ Red Bull MotoGP Roo TUR						9	2'03.383	34.858	34.171	23.012	31.342	222.7
		Runs=1 Total laps=15 Full laps=14						10	2'03.322	34.986	34.296	22.715	31.325	227.6
1	2'05.851	37.793	34.131	22.603	31.324	217.1	11	2'03.460	34.892	34.384	23.046	31.138	229.1	
2	2'02.214	34.297	33.806	22.600	31.511	217.3	12	2'03.150	34.841	34.267	22.707	31.335	220.4	
3	2'02.968	34.592	34.249	22.603	31.524	218.0	13	2'03.193	35.119	34.242	22.789	31.043	226.9	
4	2'03.301	34.669	34.306	22.579	31.747	213.6	14	2'03.233	34.253	34.105	23.166	31.709	215.8	
5	2'03.488	35.131	34.105	22.898	31.354	224.1	15	2'03.565	34.837	34.213	22.951	31.564	218.3	
6	2'03.261	34.799	34.198	22.601	31.663	217.5	4th 43 Steward GARCIA Red Bull MotoGP Roo COL Runs=1 Total laps=15 Full laps=14							
7	2'03.429	35.410	34.199	22.757	31.063	224.8								
8	2'02.842	34.727	33.988	22.792	31.335	226.0								
9	2'03.250	35.022	34.201	23.026	31.001	222.7								
10	2'03.360	34.944	34.131	22.823	31.462	225.5								
11	2'03.204	34.842	34.212	22.744	31.406	222.6								
12	2'02.098	34.084	33.896	22.676	31.442	216.5								
13	2'02.216	34.189	34.074	22.529	31.424	217.6								
14	2'02.258	34.332	34.063	22.490	31.373	218.3								
15	2'02.098	34.238	33.983	22.498	31.379	218.4								

2nd	24	Xavier ARTIGAS Red Bull MotoGP Roo SPA					
		Runs=1 Total laps=15 Full laps=13					
1	2'06.139	38.011	34.267	22.591	31.270	216.3	
2	2'01.852	34.125	33.878	22.521	31.328	218.8	
3	2'03.280	34.762	34.809	22.574	31.135	225.1	
4	2'03.024	34.528	34.295	22.669	31.532	217.8	
5	2'03.628	34.741	34.336	22.864	31.687	216.7	
6	2'03.047	34.842	34.213	22.584	31.408	220.4	
7	2'03.225	34.706	34.273	22.650	31.596	217.3	
8	2'03.030	34.367	34.376	22.698	31.589	218.6	
9	2'03.335	34.647	34.339	22.663	31.686	218.0	
10	2'03.146	34.633	34.359	22.632	31.522	218.6	
11	2'02.875	34.561	34.252	22.555	31.507	218.2	
12	2'02.865	34.325	34.135	22.686	31.719	215.5	
13	2'02.185	34.110	34.194	22.492	31.389	218.7	
14	2'02.213	34.269	34.184	22.434	31.326	220.5	
15	2'02.542 *	34.246	34.169	22.575	31.552 *	219.9	

5th	28	Adrian CARRASCO Red Bull MotoGP Roo SPA					
		Runs=1 Total laps=15 Full laps=14					
1	2'06.373	37.909	34.193	22.606	31.665	214.0	
2	2'02.458	34.309	34.081	22.719	31.349	224.2	
3	2'02.341	34.393	34.080	22.518	31.350	222.1	
4	2'03.279	34.418	34.394	22.883	31.584	217.1	
5	2'03.552	35.247	34.031	22.846	31.428	221.8	
6	2'03.341	35.132	34.220	22.701	31.288	220.1	
7	2'03.094	34.649	34.285	22.743	31.417	220.1	
8	2'02.839	34.538	34.017	22.789	31.495	221.8	
9	2'03.331	34.780	34.232	22.686	31.633	218.9	
10	2'03.456	34.769	34.224	22.690	31.773	222.2	
11	2'03.311	34.897	34.115	22.904	31.395	222.9	
12	2'03.033	34.739	34.070	22.771	31.453	214.6	
13	2'03.548	35.031	33.975	22.980	31.562	219.3	
14	2'03.167	34.385	34.152	22.910	31.720	218.6	
15	2'03.986	34.561	34.289	22.816	32.320	217.3	

3rd	99	Carlos TATAY Red Bull MotoGP Roo SPA					
		Runs=1 Total laps=15 Full laps=14					
1	2'07.314	38.778	34.414	22.859	31.263	223.5	
2	2'02.004	34.123	34.000	22.732	31.149	226.8	
3	2'02.354	34.277	34.129	22.800	31.148	224.3	
4	2'03.101	34.630	34.085	23.166	31.220	223.2	
5	2'03.385	35.100	34.190	22.875	31.220	225.7	
6	2'02.886	34.868	34.076	22.660	31.282	224.5	
7	2'03.122	35.233	34.049	22.486	31.354	222.6	
8	2'03.102	34.553	34.231	22.493	31.825	216.9	

Fastest Lap: Deniz ÖNCÜ Red Bull MotoGP Roo TUR **2'02.098** 34.084 33.896 22.676 31.442

DORNA DATA PROCESSING TIMING SERVICE DORNA DATA PROCESSING TIMING SERVICE DORNA DATA PROCESSING TIMING SERVICE DORNA DATA PROCESSING TIMING SERVICE DORNA DATA PROCESSING TIMING SERVICE DORNA DATA PROCESSING TIMING SERVICE DORNA DATA PROCESSING TIMING SERVICE DORNA DATA PROCCESSSS

Race

RookiesCup

Lap	Lap Time	T1	T2	T3	T4	Speed	Lap	Lap Time	T1	T2	T3	T4	Speed		
6th 92 Yuki KUNII <small>Red Bull MotoGP Roo JPN</small>							10th 61 Can ÖNCÜ <small>Red Bull MotoGP Roo TUR</small>								
Runs=1			Total laps=15			Full laps=12	Runs=1			Total laps=15			Full laps=14		
1	2'08.298	39.744	34.464	22.962	31.128	222.7	1	2'06.555	38.177	34.211	22.736	31.431	219.2		
2	2'02.072	*	34.105	34.103	22.726	31.138	219.9	2	2'02.791	34.724	33.893	22.731	31.443	220.5	
3	2'01.977	34.091	33.889	22.816	31.181	226.2	3	2'02.938	34.561	33.913	23.041	31.423	224.6		
4	2'02.606	34.628	33.992	22.842	31.144	223.8	4	2'02.971	34.529	34.104	23.146	31.192	225.1		
5	2'03.677	35.028	34.856	22.752	31.041	222.5	5	2'03.263	34.787	34.481	22.648	31.347	222.4		
6	2'03.640	35.059	34.711	22.876	30.994	224.7	6	2'03.055	34.906	34.269	22.685	31.195	224.7		
7	2'02.779	34.568	34.412	22.730	31.069	222.3	7	2'03.425	35.220	34.244	22.810	31.151	224.2		
8	2'02.607	34.639	34.145	22.724	31.099	224.4	8	2'02.934	34.594	34.466	22.673	31.201	224.9		
9	2'03.617	34.991	34.262	23.040	31.324	218.8	9	2'03.134	34.843	34.007	22.958	31.326	221.1		
10	2'03.644	34.806	34.363	23.180	31.295	223.3	10	2'03.777	34.879	34.466	23.045	31.387	220.4		
11	2'02.556	34.397	34.247	22.860	31.052	224.5	11	2'04.017	34.352	35.625	22.660	31.380	220.0		
12	2'03.274	34.589	34.084	23.306	31.295	223.1	12	2'03.197	34.658	34.122	22.685	31.732	213.1		
13	2'03.407	*	34.517	34.117	22.897	31.876	217.2	13	2'03.082	34.516	34.284	22.610	31.672	215.0	
14	2'04.090	34.548	34.084	23.670	31.788	212.6	14	2'03.849	34.619	34.215	22.928	32.087	212.6		
15	2'02.929	34.364	33.998	22.741	31.826	214.7	15	2'03.464	34.751	34.154	22.762	31.797	218.9		
7th 11 Dan JONES <small>Red Bull MotoGP Roo GBR</small>							11th 7 Barry BALTUS <small>Red Bull MotoGP Roo BEL</small>								
Runs=1			Total laps=15			Full laps=12	Runs=1			Total laps=15			Full laps=9		
1	2'07.523	38.906	34.513	22.863	31.241	224.3	1	2'07.791	39.258	34.518	22.766	31.249	218.4		
2	2'02.092	34.297	33.873	22.722	31.200	225.2	2	2'02.388	34.283	34.017	22.637	31.451	217.8		
3	2'02.817	34.489	33.914	22.978	31.436	224.4	3	2'02.741	34.559	34.025	22.613	31.544	219.2		
4	2'02.671	34.605	34.020	22.873	31.173	224.8	4	2'02.388	34.243	34.110	22.923	31.112	221.8		
5	2'03.520	34.991	34.496	22.716	31.317	223.0	5	2'03.712	35.134	34.520	22.780	31.278	219.6		
6	2'03.604	35.048	34.727	22.746	31.083	222.6	6	2'04.819	34.969	34.546	23.308	31.996	221.4		
7	2'03.170	34.673	34.382	22.954	31.161	221.4	7	2'03.399	34.798	34.093	22.679	31.829	214.1		
8	2'02.831	34.482	34.269	22.729	31.351	220.6	8	2'03.544	34.447	34.322	22.866	31.909	213.9		
9	2'03.368	34.643	34.574	22.814	31.337	224.4	9	2'03.797	34.742	34.533	22.853	31.669	218.4		
10	2'03.710	34.728	34.462	23.100	31.420	216.9	10	2'03.884	34.546	34.352	22.861	32.125	213.0		
11	2'02.508	*	34.268	34.432	22.659	31.149	224.4	11	2'04.280	34.834	34.553	22.773	32.120	214.0	
12	2'03.238	*	34.593	34.222	22.914	31.509	224.7	12	2'05.028	34.807	34.645	23.229	32.347	209.6	
13	2'03.178	34.682	34.288	22.812	31.396	221.4	13	2'04.638	35.007	34.375	23.231	32.025	214.1		
14	2'03.441	34.601	34.203	22.843	31.794	213.9	14	2'04.292	34.623	34.577	22.842	32.250	211.4		
15	2'03.528	34.534	34.237	22.988	31.769	214.4	15	2'04.585	35.122	34.388	23.207	31.868	216.0		
8th 6 Ryusei YAMANAKA <small>Red Bull MotoGP Roo JPN</small>							12th 30 Max COOK <small>Red Bull MotoGP Roo GBR</small>								
Runs=1			Total laps=15			Full laps=12	Runs=1			Total laps=15			Full laps=14		
1	2'06.659	38.540	34.036	22.709	31.374	224.6	1	2'07.882	39.131	34.565	22.972	31.214	221.0		
2	2'02.179	34.256	33.886	22.546	31.491	217.7	2	2'02.429	*	34.299	34.088	22.579	31.463	218.6	
3	2'02.317	*	34.175	34.202	22.476	31.464	221.6	3	2'03.581	*	34.522	34.244	23.159	31.656	218.0
4	2'03.210	34.793	34.263	22.825	31.329	221.7	4	2'02.987	*	34.365	34.374	22.666	31.582	217.6	
5	2'03.683	35.217	34.238	22.860	31.368	221.9	5	2'02.833	34.716	34.107	22.503	31.507	217.5		
6	2'03.698	35.492	34.368	22.640	31.198	225.9	6	2'03.206	*	34.419	34.635	22.697	31.455	219.1	
7	2'03.049	34.938	34.183	22.867	31.061	226.8	7	2'02.744	34.235	34.429	22.790	31.290	220.9		
8	2'02.772	34.661	34.316	22.658	31.137	228.5	8	2'02.780	34.373	34.224	22.942	31.241	223.9		
9	2'03.654	35.456	34.344	22.801	31.053	224.6	9	2'03.534	34.682	34.395	23.055	31.402	221.4		
10	2'02.872	34.623	34.318	22.684	31.247	223.8	10	2'03.450	34.684	34.449	22.916	31.401	221.3		
11	2'03.215	34.610	34.265	22.924	31.416	224.8	11	2'03.612	34.299	34.816	22.720	31.777	215.8		
12	2'03.145	34.710	34.079	22.748	31.608	213.9	12	2'03.123	34.536	34.384	22.587	31.616	217.6		
13	2'03.713	34.630	34.246	22.819	32.018	214.2	13	2'03.124	*	34.584	34.204	22.654	31.682	218.2	
14	2'04.776	34.528	34.063	24.055	32.130	217.2	14	2'03.788	34.634	34.188	22.897	32.069	213.9		
15	2'03.367	*	34.653	34.189	22.730	31.795	218.3	15	2'03.526	34.788	34.134	22.815	31.789	219.2	
9th 40 Sean KELLY <small>Red Bull MotoGP Roo USA</small>															
Runs=1			Total laps=15			Full laps=14	Runs=1			Total laps=15			Full laps=14		
1	2'08.951	40.100	34.802	22.871	31.178	226.3	1	2'08.951	40.100	34.802	22.871	31.178	226.3		
2	2'02.968	34.568	34.078	22.858	31.464	220.2	2	2'02.968	34.568	34.078	22.858	31.464	220.2		

Fastest Lap: Deniz ÖNCÜ Red Bull MotoGP Roo TUR **2'02.098** 34.084 33.896 22.676 31.442

DORNA DATA PROCESSING TIMING SERVICE DORNA DATA PROCESSING TIMING SERVICE DORNA DATA PROCESSING TIMING SERVICE DORNA DATA PROCESSING TIMING SERVICE DORNA DATA PROCESSING TIMING SERVICE DORNA DATA PROCESSING TIMING SERVICE DORNA DATA PROCESSING TIMING SERVICE DORNA DATA PROCESSING TIMING SERVICE DORNA DATA PROCESSING TIMING SERVICE DORNA DATA PROCESSING TIMING SERVICE DORNA DATA PROCESSING TIMING SERVICE DORNA DATA PROCESSING TIMING SERVICE DORNA DATA PROCESSING TIMING SERVICE DORNA DATA PROCESSING TIMING SERVICE DORNA DATA PROCESSING TIMING SERVICE DORNA DATA PROCESSES



Race

RookiesCup

Lap	Lap Time	T1	T2	T3	T4	Speed	Lap	Lap Time	T1	T2	T3	T4	Speed
3	2'02.418	34.474	33.901	22.622	31.421	222.5	5	2'03.459 *	34.462	34.439*	22.776	31.782	214.8
4	2'02.826	34.430	34.246	22.776	31.374	222.1	6	2'03.011 *	34.482	34.226	22.760	31.543*	218.6
5	2'03.144	34.712	34.236	22.686	31.510	223.1	7	2'03.095	34.462	34.175	22.729	31.729	218.4
6	2'03.611	34.304	34.249	23.150	31.908	220.0	8	2'03.593	34.505	34.470	22.916	31.702	215.5
7	2'03.564	34.982	34.301	22.799	31.482	221.8	9	2'03.363	34.747	34.272	22.721	31.623	217.4
8	2'03.508	34.755	34.262	22.797	31.694	222.3	10	2'02.919	34.503	34.218	22.815	31.383	221.6
9	2'04.035	34.928	34.432	23.177	31.498	220.8	11	2'03.587	34.465	34.490	23.212	31.420	226.0
10	2'03.689	34.806	34.554	22.924	31.405	225.0	12	2'04.399	34.877	34.881	23.181	31.460	220.8
11	2'04.171	35.372	34.592	22.846	31.361	225.4	13	2'04.945	35.433	34.644	23.392	31.476	219.0
12	2'04.662	35.129	34.298	23.348	31.887	214.6	14	2'04.421	35.023	34.907	22.948	31.543	218.2
13	2'04.581	34.931	34.534	22.974	32.142	214.1	15	2'04.227	35.161	34.551	22.960	31.555	215.8
14	2'04.435	35.115	34.458	22.926	31.936	214.7							
15	2'04.768	34.985	34.565	23.162	32.056	214.0							

16th 22 Peetu PAAVILAINE Red Bull MotoGP Roo FIN
 Runs=1 Total laps=15 Full laps=12

13th 5 Simon JESPERSEN Red Bull MotoGP Roo DEN
 Runs=1 Total laps=15 Full laps=8

1	2'08.772	40.180	34.578	22.817	31.197	224.2
2	2'02.418 *	34.545	34.108*	22.598	31.167	220.5
3	2'02.923	34.345	33.999	22.877	31.702	221.4
4	2'02.586 *	34.256	34.242*	22.366	31.722	215.0
5	2'02.556	34.699	34.044	22.479	31.334	222.8
6	2'04.501 *	34.648	34.990*	22.850	32.013	221.4
7	2'03.404	34.647	34.130	23.048	31.579	218.1
8	2'03.690 *	34.706	34.177*	22.625	32.182	213.0
9	2'03.680 *	34.557	34.556*	22.744	31.823	213.7
10	2'03.916 *	34.962	34.326*	22.648	31.980	214.7
11	2'04.356	35.386	34.353	22.800	31.817	222.8
12	2'04.961	35.080	34.378	22.914	32.589	206.2
13	2'05.047	34.877	34.431	23.471	32.268	219.6
14	2'04.192	35.026	34.407	23.036	31.723	220.5
15	2'04.333	35.147	34.296	23.107	31.783	216.1

1	2'08.940	39.481	34.476	23.064	31.919	219.9
2	2'03.416 *	34.965	34.015*	23.026	31.410	220.8
3	2'02.984	34.678	33.972	22.871	31.463	224.8
4	2'03.113	34.571	34.089	22.842	31.611	217.4
5	2'03.044	34.595	34.063	22.755	31.631	216.0
6	2'03.951	34.797	34.150	23.365	31.639	219.5
7	2'03.382	34.804	33.924	23.030	31.624	220.0
8	2'03.284	34.675	34.141	22.781	31.687	217.3
9	2'03.330	34.470	34.050	23.175	31.635	222.8
10	2'03.677 *	34.947	34.256*	23.101	31.373	222.6
11	2'04.387	35.128	34.527	23.216	31.516	222.0
12	2'04.266	34.802	34.486	23.223	31.755	219.1
13	2'04.911	35.361	34.446	23.308	31.796	222.5
14	2'04.515	35.144	34.565	23.143	31.663	221.2
15	2'04.584	35.144	34.816	23.027	31.597	219.5

17th 31 Gerry SALIM Red Bull MotoGP Roo INA
 Runs=1 Total laps=15 Full laps=14

14th 29 Billy VAN EERDE Red Bull MotoGP Roo AUS
 Runs=1 Total laps=15 Full laps=8

1	2'10.032	40.223	35.402	23.106	31.301	224.2
2	2'02.919	34.488	34.248	22.815	31.368	221.1
3	2'02.781 *	34.504	34.153*	22.779	31.345	222.2
4	2'03.112 *	34.507	34.406*	22.705	31.494	220.6
5	2'02.712	34.536	34.220	22.569	31.387	219.9
6	2'03.031 *	34.616	34.160*	22.766	31.489*	222.4
7	2'03.516 *	34.900	34.257*	22.861	31.498	219.7
8	2'03.001 *	34.476	34.213*	22.759	31.553	223.8
9	2'03.602	34.936	34.352	22.921	31.393	219.8
10	2'03.882	34.668	34.570	22.872	31.772	223.8
11	2'04.082	34.988	34.469	22.831	31.794	220.0
12	2'04.836	35.267	34.669	23.218	31.682	220.6
13	2'04.568	34.876	34.562	23.254	31.876	216.0
14	2'04.777	35.295	34.664	22.940	31.878	217.2
15	2'04.590 *	35.265	34.519	23.066	31.740*	218.6

1	2'08.707	39.783	34.733	22.948	31.243	229.2
2	2'02.413	34.378	34.094	22.597	31.344	222.2
3	2'02.917	34.631	34.097	22.732	31.457	222.7
4	2'02.997	34.531	34.233	22.721	31.512	222.4
5	2'03.202	34.670	34.247	22.610	31.675	220.7
6	2'03.607	34.636	34.313	23.007	31.651	226.2
7	2'03.523	34.944	34.304	22.669	31.606	218.7
8	2'03.566	34.659	34.222	22.820	31.865	220.5
9	2'03.738	34.774	34.431	22.967	31.566	221.1
10	2'03.942	35.001	34.471	22.909	31.561	221.9
11	2'04.430	35.332	34.624	22.794	31.680	221.0
12	2'04.979	35.051	34.921	23.170	31.837	216.7
13	2'04.702	35.295	34.641	23.086	31.680	219.7
14	2'04.316	34.778	34.618	23.010	31.910	217.7
15	2'04.785	35.203	34.530	23.038	32.014	218.6

18th 19 Sasha DE VITS Red Bull MotoGP Roo BEL
 Runs=1 Total laps=15 Full laps=12

15th 66 Adrian HUERTAS Red Bull MotoGP Roo SPA
 Runs=1 Total laps=15 Full laps=11

1	2'09.689	40.557	34.800	23.177	31.155	222.9
2	2'03.823	34.881	34.637	22.881	31.424	220.4
3	2'03.654 *	34.717	34.474*	22.807	31.656	218.1
4	2'03.355	34.524	34.330	22.764	31.737	215.7

1	2'10.220	40.485	35.369	23.063	31.303	222.6
2	2'03.494	34.590	34.523	22.982	31.399	222.5
3	2'03.634	34.730	34.386	22.889	31.629	220.4
4	2'03.393	34.559	34.304	22.816	31.714	218.3
5	2'03.446	34.446	34.382	22.872	31.746	217.6
6	2'03.071	34.456	34.214	22.848	31.553	220.5

Fastest Lap: Deniz ÖNCÜ Red Bull MotoGP Roo TUR **2'02.098** 34.084 33.896 22.676 31.442

DORNA DATA PROCESSING TIMING SERVICE DORNA DATA PROCESSING TIMING SERVICE DORNA DATA PROCESSING TIMING SERVICE DORNA DATA PROCESSING TIMING SERVICE DORNA DATA PROCESSING TIMING SERVICE DORNA DATA PROCESSING TIMING SERVICE DORNA DATA PROCESSING TIMING SERVICE DORNA DATA PROCESSING TIMING SERVICE DORNA DATA PROCESSES

Num Lap Time Gap

44 2'06.978 1'20.824

Lap 14

53 2'02.258

24 2'02.213 0.104

99 2'03.233 3.269

28 2'03.167 3.383

43 2'03.325 3.440

11 2'03.441 3.931

92 2'04.090 4.504

6 2'04.776 5.202

40 2'03.849 5.248

7 2'03.788 5.333

30 2'04.435 12.823

61 2'04.292 12.961

29 2'04.777 13.111

5 2'04.192 13.262

31 2'04.316 13.299

22 2'04.515 13.460

66 2'04.421 13.573

19 2'04.794 13.861

83 2'04.351 26.076

44 2'06.438 1'25.004

Lap 15

53 2'02.098

24 2'02.542 0.548

99 2'03.565 4.736

43 2'03.766 5.108

28 2'03.986 5.271

92 2'02.929 5.335

11 2'03.528 5.361

6 2'03.367 6.471

40 2'03.464 6.614

7 2'03.526 6.761

61 2'04.585 15.448

30 2'04.768 15.493

5 2'04.333 15.497

29 2'04.590 15.603

66 2'04.227 15.702

22 2'04.584 15.946

31 2'04.785 15.986

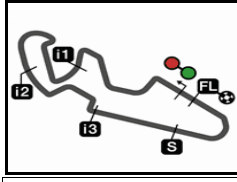
19 2'04.332 16.095

83 2'04.253 28.231

44 2'06.274 1'29.180

 Lapped rider

DORNA DATA PROCESSING TIMING SERVICE DORNA DATA PROCESSING TIMING SERVICE DORNA DATA PROCESSING TIMING SERVICE DORNA DATA PROCESSING TIMING SERVICE DORNA DATA
PROCESSING TIMING SERVICE DORNA DATA PROCESSING TIMING SERVICE DORNA DATA PROCESSING TIMING SERVICE DORNA DATA PROCCEESSS



5077 m.

2018 Riders Performance

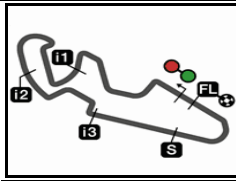
(Qualifying Position - Starting Position - Race Position)

28

	Rider	Points	SPA	SPA	ITA	NED	NED	GER	GER	AUT	AUT	RSM	ARA	ARA									
1	ÖNCÜ Can	227	2	2	2	1	1	1	1	8	8	1	10										
			2-1	2-2	2-2	1-1	1-1	1-2	1-1	8-3	8-2	1-1	10-10	-	-	-	-	-	-	-	-	-	-
2	ÖNCÜ Deniz	167	4	4	6	2	2	2	2	14	14	2	2										
			4-4	4-3	6-6	2-4	2-5	2-1	2-2	14-4	14-4	2-8	2-1	-	-	-	-	-	-	-	-	-	-
3	ARTIGAS Xavier	155	11	11	7	5	5	4	4	2	2	11	1										
			11-5	11-15	7-5	5-2	5-3	4-7	4-5	2-2	2-1	11-5	1-2	-	-	-	-	-	-	-	-	-	-
4	SALAC Filip	142	6	6	4	7	7	6	6	11	11	8	3										
			6-3	6-4	4-10	7-5	7-2	5-4	6-3	11-5	11-3	8-2	3-NC	-	-	-	-	-	-	-	-	-	-
5	TATAY Carlos	128	1	1	9	6	6	15	15	9	9	10	6										
			1-2	1-1	9-4	6-8	6-NC	15-9	15-7	9-6	9-6	10-6	6-3	-	-	-	-	-	-	-	-	-	-
6	YAMANAKA Ryusei	125	3	3	10	4	4	8	8	1	1	3	8										
			3-6	3-5	10-9	4-3	4-NC	7-3	8-6	1-1	1-7	3-4	8-8	-	-	-	-	-	-	-	-	-	-
7	CARRASCO Adrian	83	13	13	8	13	13	3	3	4	4	5	4										
			13-9	13-23	8-3	13-7	13-NC	3-5	3-4	4-EX	4-NC	5-3	4-5	-	-	-	-	-	-	-	-	-	-
8	GARCIA Steward	66	19	19	15	16	16	0	10	6	6	6	13										
			19-16	19-8	15-12	16-12	16-NC	9-6	10-9	6-7	6-5	6-NC	13-4	-	-	-	-	-	-	-	-	-	-
9	KELLY Sean	58	12	12	16	3	3	7	7	13	13	9	5										
			12-8	12-7	16-11	3-6	3-NC	6-NC	7-8	13-10	13-11	9-NC	5-9	-	-	-	-	-	-	-	-	-	-
10	KUNII Yuki	57	9	9	5					5	5	13	15										
			9-11	9-6	5-1	-	-	-	-	5-NC	5-9	13-NC	15-6	-	-	-	-	-	-	-	-	-	-
11	BALTUS Barry	57	18	18	13	12	12	11	11	19	19	15	9										
			18-7	18-11	13-13	12-9	12-4	10-11	11-11	19-16	18-12	15-15	9-11	-	-	-	-	-	-	-	-	-	-
12	HUERTAS Adrian	46	22	22	11	11	11	17	17			22	20										
			22-14	22-10	11-7	11-10	11-9	17-10	17-10	-NS	-NS	22-13	20-15	-	-	-	-	-	-	-	-	-	-

NC=Not classified NL=Not finished first lap NP=Not started race re-start N2=Not finished first lap race re-start EX=Excluded NS=Not Started DS=Disqualified

DORNA DATA PROCESSING TIMING SERVICE DORNA DATA PROCESSING TIMING SERVICE DORNA DATA PROCESSING TIMING SERVICE DORNA DATA PROCESSING TIMING SERVICE DORNA DATA PROCESSING TIMING SERVICE DORNA DATA PROCESSING TIMING SERVICE DORNA DATA PROCESSING TIMING SERVICE DORNA DATA PROCESSING TIMING SERVICE DORNA DATA PROCESSING TIMING SERVICE DORNA DATA PROCESSING TIMING SERVICE DORNA DATA PROCESSING TIMING SERVICE DORNA DATA PROCESSING TIMING SERVICE



GRAN PREMIO MOVISTAR DE ARAGÓN

Official Starting Grid

5077 m.

Race : 15 laps = 76.155 km

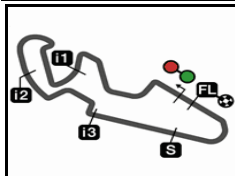


1	3 2'02.014 12 Filip SALAC KTM	2 2'01.896 53 Deniz ÖNCÜ KTM	1 2'01.441 24 Xavier ARTIGAS KTM
2	6 2'02.308 99 Carlos TATAY KTM	5 2'02.275 40 Sean KELLY KTM	4 2'02.061 28 Adrian CARRASCO KTM
3	9 2'02.606 7 Barry BALTUS KTM	8 2'02.588 6 Ryusei YAMANAKA KTM	7 2'02.566 11 Dan JONES KTM
4	12 2'02.836 83 Meikon KAWAKAMI KTM	11 2'02.816 22 Peetu PAAVILAINEN KTM	10 2'02.612 61 Can ÖNCÜ KTM
5	15 2'03.042 92 Yuki KUNII KTM	14 2'03.032 5 Simon JESPERSEN KTM	13 2'02.961 43 Steward GARCIA KTM
6	18 2'03.214 29 Billy VAN EERDE KTM	17 2'03.190 30 Max COOK KTM	16 2'03.072 31 Gerry SALIM KTM
7	21 2'03.813 44 Nicolas HERNANDEZ KTM	20 2'03.420 66 Adrian HUERTAS KTM	19 2'03.289 3 Pasquale ALFANO KTM
8			22 2'04.265 19 Sasha DE VITS KTM

The results are provisional until the end of the limit for protest and appeals and until the ratification of the Event Management Committee.

Time limit for protest expires 60' at the latest after publication of the results - Mr. Time:

DORNA DATA PROCESSING TIMING SERVICE DORNA DATA PROCESSING TIMING SERVICE DORNA DATA PROCESSING TIMING SERVICE DORNA DATA PROCESSING TIMING SERVICE DORNA DATA PROCESSING TIMING SERVICE DORNA DATA PROCESSING TIMING SERVICE DORNA DATA PROCESSING TIMING SERVICE DORNA DATA PROCESSING



5077 m.

GRAN PREMIO MOVISTAR DE ARAGÓN**Race****Top Speed & Average**

	Rider	Nation	Motorcycle	Top 5 speeds					Average	Top
31	Gerry SALIM	INA	KTM	229.2	226.2	222.7	222.4	222.2	224.5	229.2
99	Carlos TATAY	SPA	KTM	229.1	227.6	226.9	226.8	225.7	227.2	229.1
6	Ryusei YAMANAKA	JPN	KTM	228.5	226.8	225.9	224.8	224.6	225.9	228.5
43	Steward GARCIA	COL	KTM	227.3	226.7	225.7	225.5	225.0	226.0	227.3
12	Filip SALAC	CZE	KTM	226.9	226.2	225.7	225.7	225.5	226.0	226.9
30	Max COOK	GBR	KTM	226.3	225.4	225.0	223.1	222.5	224.5	226.3
92	Yuki KUNII	JPN	KTM	226.2	224.7	224.5	224.4	223.8	224.7	226.2
53	Deniz ÖNCÜ	TUR	KTM	226.0	225.5	224.8	224.1	222.7	224.6	226.0
66	Adrian HUERTAS	SPA	KTM	226.0	222.9	221.6	220.8	220.4	222.3	226.0
3	Pasquale ALFANO	ITA	KTM	225.4	220.0	219.0	111.7		194.0	225.4
11	Dan JONES	GBR	KTM	225.2	224.8	224.7	224.4	224.4	224.7	225.2
40	Sean KELLY	USA	KTM	225.1	224.9	224.7	224.6	224.2	224.7	225.1
24	Xavier ARTIGAS	SPA	KTM	225.1	220.5	220.4	219.9	218.8	220.9	225.1
22	Peetu PAAVILAINEN	FIN	KTM	224.8	222.8	222.6	222.5	222.0	222.9	224.8
5	Simon JESPERSEN	DEN	KTM	224.2	222.8	222.8	221.4	221.4	222.5	224.2
28	Adrian CARRASCO	SPA	KTM	224.2	222.9	222.2	222.1	221.8	222.5	224.2
29	Billy VAN EERDE	AUS	KTM	224.2	223.8	223.8	222.4	222.2	223.3	224.2
7	Barry BALTUS	BEL	KTM	223.9	221.4	221.3	221.0	220.9	221.7	223.9
83	Meikon KAWAKAMI	BRA	KTM	223.6	222.4	221.0	220.7	220.4	221.6	223.6
19	Sasha DE VITS	BEL	KTM	223.3	222.6	222.5	222.2	222.0	222.5	223.3
61	Can ÖNCÜ	TUR	KTM	221.8	221.4	219.6	219.2	218.4	219.8	221.8
44	Nicolas HERNANDEZ	COL	KTM	218.1	217.8	216.8	215.6	215.3	216.7	218.1

