


GRAN PREMIO MOVISTAR DE ARAGÓN

Race Nr.2

Classification after 15 laps = 76.155 km

5077 m.

20

Pos		Rider	Nation	Team	Motorcycle	Total Time	Km/h	Gap
1	25	53 Deniz ÖNCÜ	TUR	Red Bull MotoGP Rookies Cup	KTM	30'47.814	148.3	
2	20	99 Carlos TATAY	SPA	Red Bull MotoGP Rookies Cup	KTM	30'48.063	148.3	0.249
3	16	6 Ryusei YAMANAKA	JPN	Red Bull MotoGP Rookies Cup	KTM	30'48.598	148.3	0.784
4	13	92 Yuki KUNII	JPN	Red Bull MotoGP Rookies Cup	KTM	30'48.667	148.3	0.853
5	11	24 Xavier ARTIGAS	SPA	Red Bull MotoGP Rookies Cup	KTM	30'48.717	148.2	0.903
6	10	43 Steward GARCIA	COL	Red Bull MotoGP Rookies Cup	KTM	30'48.863	148.2	1.049
7	9	12 Filip SALAC	CZE	Red Bull MotoGP Rookies Cup	KTM	30'48.912	148.2	1.098
8	8	61 Can ÖNCÜ	TUR	Red Bull MotoGP Rookies Cup	KTM	30'51.475	148.0	3.661
9	7	40 Sean KELLY	USA	Red Bull MotoGP Rookies Cup	KTM	30'51.476	148.0	3.662
10	6	22 Peetu PAAVILAINEN	FIN	Red Bull MotoGP Rookies Cup	KTM	30'51.510	148.0	3.696
11	5	83 Meikon KAWAKAMI	BRA	Red Bull MotoGP Rookies Cup	KTM	30'51.830	148.0	4.016
12	4	31 Gerry SALIM	INA	Red Bull MotoGP Rookies Cup	KTM	31'00.169	147.3	12.355
13	3	7 Barry BALTUS	BEL	Red Bull MotoGP Rookies Cup	KTM	30'51.946	148.0	4.132
14	2	30 Max COOK	GBR	Red Bull MotoGP Rookies Cup	KTM	31'01.877	147.2	14.063
15	1	66 Adrian HUERTAS	SPA	Red Bull MotoGP Rookies Cup	KTM	31'02.729	147.1	14.915
16		44 Nicolas HERNANDEZ	COL	Red Bull MotoGP Rookies Cup	KTM	31'02.859	147.1	15.045
17		5 Simon JESPERSEN	DEN	Red Bull MotoGP Rookies Cup	KTM	31'03.025	147.1	15.211
18		11 Dan JONES	GBR	Red Bull MotoGP Rookies Cup	KTM	31'18.075	145.9	30.261
19		19 Sasha DE VITS	BEL	Red Bull MotoGP Rookies Cup	KTM	31'08.589	146.7	20.775

Not classified

28	Adrian CARRASCO	SPA	Red Bull MotoGP Rookies Cup	KTM	28'45.820	148.2	1 lap
29	Billy VAN EERDE	AUS	Red Bull MotoGP Rookies Cup	KTM	25'06.016	145.6	3 laps
3	Pasquale ALFANO	ITA	Red Bull MotoGP Rookies Cup	KTM	12'28.365	146.5	9 laps

Race condition: Dry

Air: 32°
Humidity: 30%
Ground: 48°

Pole Position:

Fastest Lap:		Lap 4	Max COOK	2'02.061	149.7 Km/h
Circuit Record Lap:		2015	Raul FERNANDEZ	2'01.603	150.3 Km/h
Circuit Best Lap:		2018	Xavier ARTIGAS	2'01.441	150.5 Km/h

15:15'00

15:28'00

15:30'54

15:31'54 -

15:45'08 Pasquale ALFANO

15:56'05 Billy VAN EERDE

15:59'05 **Nicolas HERNANDEZ**

16:01'13 Adrian CARRASCO

16:02'26 **Sasha DE VITS**16:02'53 **Barry BALTUS**

SIGHTING LAP START

WARM UP LAP START

RACE START

No jump start

retired

entered pits and retired

to drop 1 position - due to exceeding track limit

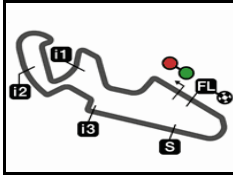
crashed out - Rider OK

1 position penalty - due to exceeding track limit**1 position penalty - due to exceeding track limit**

The results are provisional until the end of the limit for protest and appeals.

Time limit for protest expires 30' after publication of the results - Time:

DORNA DATA PROCESSING TIMING SERVICE DORNA DATA PROCESSING TIMING SERVICE DORNA DATA PROCESSING TIMING SERVICE DORNA DATA PROCESSING TIMING SERVICE DORNA DATA PROCESSING TIMING SERVICE DORNA DATA PROCESSING TIMING SERVICE DORNA DATA PROCESSING TIMING SERVICE DORNA DATA PROCESSES



5077 m.

GRAN PREMIO MOVISTAR DE ARAGÓN

Race Nr.2 Lap Chart

22

Pos	1	2	3	4	5	6	7	8	9	10	11	12	13	14	15	16	17	18	19	20	21	22
Grid	24	53	12	28	40	99	11	6	7	61	22	83	43	5	92	31	30	29	3	66	44	19

	1	24	53	28	6	40	12	11	43	99	61	7	92	22	5	31	83	29	30	66	3	44	19
	2	28	24	6	12	53	99	43	61	92	7	22	40	83	29	31	66	5	30	3	44	19	11
	3	28	6	24	53	99	43	92	12	7	61	40	22	83	29	31	30	66	3	5	44	19	11
	4	28	53	24	6	99	92	12	43	61	7	40	22	83	29	31	30	3	5	66	44	19	11
	5	53	28	99	24	92	43	6	61	12	40	7	22	29	83	31	44	66	30	3	5	19	11
	6	24	28	53	99	92	12	6	43	40	61	7	83	22	29	31	44	66	5	30	3	19	11
	7	24	28	53	92	99	12	43	61	6	40	7	22	83	31	29	66	44	30	5	19	11	
	8	24	28	53	99	92	12	6	43	61	40	22	7	83	31	29	30	66	44	5	19	11	
	9	24	99	28	53	6	92	12	43	40	22	7	83	61	31	29	30	66	44	5	19	11	
	10	24	28	53	99	12	6	92	40	43	22	7	61	31	83	29	30	44	5	66	19	11	
L	11	24	99	28	12	53	6	92	43	22	40	7	61	83	31	29	30	44	66	5	19	11	
a	12	24	28	99	53	12	43	92	6	40	22	7	61	83	31	44	30	5	66	19	11	29	
P	13	53	24	99	28	12	6	92	43	22	40	61	7	83	31	30	44	66	5	19	11		
S	14	53	24	99	6	28	12	92	43	22	40	61	7	83	31	30	44	66	5	19	11		
	15	53	99	6	92	24	43	12	61	40	22	83	7	31	30	66	44	5	19	11			



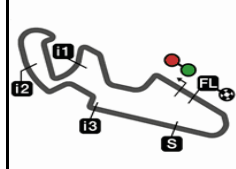
Winner



Lapped rider

DORNA DATA PROCESSING TIMING SERVICE DORNA DATA PROCESSING TIMING SERVICE DORNA DATA PROCESSING TIMING SERVICE DORNA DATA PROCESSING TIMING SERVICE DORNA DATA PROCESSING TIMING SERVICE DORNA DATA PROCESSING TIMING SERVICE DORNA DATA PROCESSING TIMING SERVICE DORNA DATA PROCESSING TIMING SERVICE DORNA DATA PROCESSING TIMING SERVICE DORNA DATA PROCESSING TIMING SERVICE DORNA DATA PROCESSING TIMING SERVICE DORNA DATA PROCESSING TIMING SERVICE DORNA DATA PROCESSING TIMING SERVICE





5077 m.


GRAN PREMIO MOVISTAR DE ARAGÓN

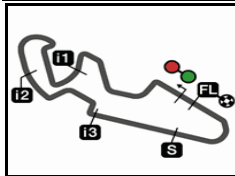
Race Nr.2

Fastest Lap of Each Rider

RookiesCup

23

	Rider	Nation	Team	Motorcycle	Time	Lap Total	Gap
1	30 Max COOK	GBR	Red Bull MotoGP Rookies Cup	KTM	2'02.061	4 15	
2	43 Steward GARCIA	COL	Red Bull MotoGP Rookies Cup	KTM	2'02.260	11 15	0.199 0.199
3	6 Ryusei YAMANAKA	JPN	Red Bull MotoGP Rookies Cup	KTM	2'02.357	14 15	0.296 0.097
4	92 Yuki KUNII	JPN	Red Bull MotoGP Rookies Cup	KTM	2'02.377	14 15	0.316 0.020
5	22 Peetu PAAVILAINEN	FIN	Red Bull MotoGP Rookies Cup	KTM	2'02.404	7 15	0.343 0.027
6	61 Can ÖNCÜ	TUR	Red Bull MotoGP Rookies Cup	KTM	2'02.416	12 15	0.355 0.012
7	40 Sean KELLY	USA	Red Bull MotoGP Rookies Cup	KTM	2'02.464	3 15	0.403 0.048
8	53 Deniz ÖNCÜ	TUR	Red Bull MotoGP Rookies Cup	KTM	2'02.470	15 15	0.409 0.006
9	99 Carlos TATAY	SPA	Red Bull MotoGP Rookies Cup	KTM	2'02.489	15 15	0.428 0.019
10	24 Xavier ARTIGAS	SPA	Red Bull MotoGP Rookies Cup	KTM	2'02.553	14 15	0.492 0.064
11	12 Filip SALAC	CZE	Red Bull MotoGP Rookies Cup	KTM	2'02.569	6 15	0.508 0.016
12	31 Gerry SALIM	INA	Red Bull MotoGP Rookies Cup	KTM	2'02.710	6 15	0.649 0.141
13	7 Barry BALTUS	BEL	Red Bull MotoGP Rookies Cup	KTM	2'02.735	3 15	0.674 0.025
14	83 Meikon KAWAKAMI	BRA	Red Bull MotoGP Rookies Cup	KTM	2'02.740	13 15	0.679 0.005
15	29 Billy VAN EERDE	AUS	Red Bull MotoGP Rookies Cup	KTM	2'02.767	3 12	0.706 0.027
16	28 Adrian CARRASCO	SPA	Red Bull MotoGP Rookies Cup	KTM	2'02.777	14 14	0.716 0.010
17	44 Nicolas HERNANDEZ	COL	Red Bull MotoGP Rookies Cup	KTM	2'03.239	5 15	1.178 0.462
18	3 Pasquale ALFANO	ITA	Red Bull MotoGP Rookies Cup	KTM	2'03.254	4 6	1.193 0.015
19	66 Adrian HUERTAS	SPA	Red Bull MotoGP Rookies Cup	KTM	2'03.322	7 15	1.261 0.068
20	5 Simon JESPERSEN	DEN	Red Bull MotoGP Rookies Cup	KTM	2'03.370	7 15	1.309 0.048
21	19 Sasha DE VITS	BEL	Red Bull MotoGP Rookies Cup	KTM	2'03.567	6 15	1.506 0.197
22	11 Dan JONES	GBR	Red Bull MotoGP Rookies Cup	KTM	2'03.652	9 15	1.591 0.085



GRAN PREMIO MOVISTAR DE ARAGÓN

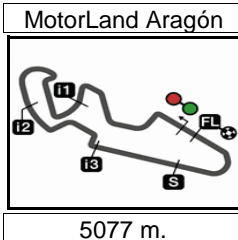
After the Race Nr.2

Event Best Maximum Speed

24

*Rider**Nation Team**Motorcycle Km/h*

<i>Rider</i>	<i>Nation Team</i>	<i>Motorcycle</i>	<i>Km/h</i>	
99 Carlos TATAY	SPA Red Bull MotoGP Rookies Cup	KTM	228.7	Race Nr.2
11 Dan JONES	GBR Red Bull MotoGP Rookies Cup	KTM	228.1	Race Nr.2
24 Xavier ARTIGAS	SPA Red Bull MotoGP Rookies Cup	KTM	227.9	Race Nr.2
61 Can ÖNCÜ	TUR Red Bull MotoGP Rookies Cup	KTM	227.3	Race Nr.2
29 Billy VAN EERDE	AUS Red Bull MotoGP Rookies Cup	KTM	227.1	Race Nr.2
22 Peetu PAAVILAINEN	FIN Red Bull MotoGP Rookies Cup	KTM	226.9	Race Nr.2
6 Ryusei YAMANAKA	JPN Red Bull MotoGP Rookies Cup	KTM	226.8	Race Nr.2
92 Yuki KUNII	JPN Red Bull MotoGP Rookies Cup	KTM	226.1	Race Nr.2
40 Sean KELLY	USA Red Bull MotoGP Rookies Cup	KTM	226.0	Race Nr.2
43 Steward GARCIA	COL Red Bull MotoGP Rookies Cup	KTM	225.9	Race Nr.2
31 Gerry SALIM	INA Red Bull MotoGP Rookies Cup	KTM	225.9	Race Nr.2
12 Filip SALAC	CZE Red Bull MotoGP Rookies Cup	KTM	225.6	Race Nr.2
66 Adrian HUERTAS	SPA Red Bull MotoGP Rookies Cup	KTM	225.5	Race Nr.2
44 Nicolas HERNANDEZ	COL Red Bull MotoGP Rookies Cup	KTM	225.4	Race Nr.2
3 Pasquale ALFANO	ITA Red Bull MotoGP Rookies Cup	KTM	224.8	Race Nr.2
53 Deniz ÖNCÜ	TUR Red Bull MotoGP Rookies Cup	KTM	224.5	Race Nr.2
5 Simon JESPERSEN	DEN Red Bull MotoGP Rookies Cup	KTM	224.1	Race Nr.2
28 Adrian CARRASCO	SPA Red Bull MotoGP Rookies Cup	KTM	223.6	Race Nr.2
83 Meikon KAWAKAMI	BRA Red Bull MotoGP Rookies Cup	KTM	222.9	Race Nr.2
30 Max COOK	GBR Red Bull MotoGP Rookies Cup	KTM	222.7	Race Nr.2
7 Barry BALTUS	BEL Red Bull MotoGP Rookies Cup	KTM	221.9	Race Nr.2
19 Sasha DE VITS	BEL Red Bull MotoGP Rookies Cup	KTM	221.3	Race Nr.2



Results and timing service provided by TISSOT

RookiesCup

GRAN PREMIO MOVISTAR DE ARAGÓN

Race Nr.2

Chronological Analysis of Performances

25

* Lap / Sector time cancelled

T1 Time from finish line to 1st intermediate

T3 Time from 2nd intermed. to 3rd intermed.

P Crossing the finish line in pit lane

T2 Time from 1st intermed. to 2nd intermed.

T4 Time from 3rd intermediate to finish line

Lap	Lap Time	T1	T2	T3	T4	Speed	Lap	Lap Time	T1	T2	T3	T4	Speed	
1st	53	Deniz ÖNCÜ Red Bull MotoGP Roo TUR						9	2'02.635	34.430	34.166	22.805	31.234	222.5
		Runs=1	Total laps=15	Full laps=14			10	2'03.296	34.724	34.453	22.588	31.531	218.1	
1	2'06.268	37.723	34.372	22.817	31.356	223.6	11	2'02.758	34.563	33.980	22.824	31.391	220.0	
2	2'04.170	35.439	34.245	23.381	31.105	223.5	12	2'03.460	34.679	34.215	23.054	31.512	220.9	
3	2'02.815	34.583	34.176	22.725	31.331	224.5	13	2'02.916	34.734	34.078	22.779	31.325	220.6	
4	2'02.871	34.863	34.100	22.641	31.267	221.1	14	2'02.357	34.278	34.133	22.727	31.219	223.5	
5	2'02.884	34.652	34.029	22.663	31.540	217.7	15	2'02.811 *	34.557	34.025*	22.638	31.591	221.4	
6	2'02.967	34.892	34.086	22.729	31.260	223.6								
7	2'02.881	34.653	34.285	22.740	31.203	220.3	4th	92	Yuki KUNII Red Bull MotoGP Roo JPN					
8	2'02.774	34.744	34.170	22.706	31.154	223.0			Runs=1	Total laps=15	Full laps=13			
9	2'03.141	34.814	34.127	22.792	31.408	224.2	1	2'07.522	38.674	34.778	22.961	31.109	223.3	
10	2'02.937	34.707	34.080	22.510	31.640	220.6	2	2'03.395	34.831	34.490	22.983	31.091	221.7	
11	2'02.961	34.569	34.093	23.175	31.124	223.1	3	2'02.578	34.621	34.074	22.799	31.084	223.4	
12	2'03.159	34.889	34.144	23.109	31.017	221.3	4	2'03.130	34.883	34.104	22.679	31.464	218.6	
13	2'02.903	34.488	34.210	22.747	31.458	215.4	5	2'02.676	34.494	34.113	22.843	31.226	221.1	
14	2'02.613	34.343	34.129	22.661	31.480	215.8	6	2'02.821	34.754	34.000	22.783	31.284	220.9	
15	2'02.470	34.417	34.059	22.592	31.402	217.0	7	2'02.861	34.638	34.246	22.765	31.212	222.1	
							8	2'03.147	34.733	34.128	22.897	31.389	220.9	
2nd	99	Carlos TATAY Red Bull MotoGP Roo SPA						9	2'02.905	34.550	34.153	23.032	31.170	226.1
		Runs=1	Total laps=15	Full laps=12			10	2'03.311	34.902	34.295	22.675	31.439	221.8	
1	2'07.330	38.479	34.741	22.948	31.162	219.9	11	2'02.731	34.570	33.973	22.889	31.299	222.7	
2	2'03.199	34.819	34.233	23.063	31.084	223.8	12	2'02.978	34.556	34.336	22.965	31.121	220.9	
3	2'02.760	34.678	34.208	22.752	31.122	228.7	13	2'03.430	35.093	33.939	23.126	31.272	221.9	
4	2'02.963	34.926	34.108	22.703	31.226	223.5	14	2'02.377	34.318	34.084	22.945	31.030	220.2	
5	2'02.820	34.620	34.102	22.758	31.340	223.5	15	2'02.805 *	34.589	34.052*	22.693	31.471	221.7	
6	2'03.019 *	35.19*	34.095	22.701	31.030	228.6								
7	2'02.992	34.603	34.489	22.763	31.137	223.6	5th	24	Xavier ARTIGAS Red Bull MotoGP Roo SPA					
8	2'02.999	34.712	34.202	22.926	31.159	222.0			Runs=1	Total laps=15	Full laps=14			
9	2'02.672	34.460	34.210	22.823	31.179	225.1	1	2'06.245	37.475	34.509	22.699	31.562	216.6	
10	2'02.988 *	34.852	34.157*	22.557	31.422	223.0	2	2'03.960	35.123	34.446	22.638	31.753	216.5	
11	2'02.745	34.650	34.117	22.623	31.355	221.5	3	2'02.967	34.916	34.133	22.783	31.135	227.9	
12	2'03.308	34.426	34.365	22.667	31.850	215.8	4	2'02.952	34.585	34.051	22.567	31.749	215.4	
13	2'03.241	35.151	34.095	22.902	31.093	223.8	5	2'03.027	34.856	34.141	22.799	31.231	223.3	
14	2'02.538	34.298	34.222	22.678	31.340	219.9	6	2'02.642	34.404	34.206	22.560	31.472	218.5	
15	2'02.489	34.426	33.977	22.594	31.492	219.6	7	2'02.796	34.540	34.133	22.702	31.421	218.8	
							8	2'02.909	34.556	34.379	22.536	31.438	216.9	
3rd	6	Ryusei YAMANAKA Red Bull MotoGP Roo JPN						9	2'02.897	34.571	34.270	22.509	31.547	216.0
		Runs=1	Total laps=15	Full laps=13			10	2'02.851	34.459	34.207	22.452	31.733	214.7	
1	2'06.747	38.204	34.259	23.002	31.282	223.6	11	2'03.216	34.489	34.290	22.728	31.709	214.3	
2	2'03.518	34.717	34.424	22.698	31.679	217.0	12	2'03.283	34.663	34.225	22.885	31.510	221.9	
3	2'02.869	34.517	34.082	22.572	31.698	218.6	13	2'03.194	34.848	34.184	22.697	31.465	219.7	
4	2'03.029	34.744	34.119	22.641	31.525	220.7	14	2'02.553	34.255	34.256	22.571	31.471	218.0	
5	2'03.445	35.091	34.030	23.071	31.253	224.6	15	2'03.225	34.568	34.145	22.636	31.876	219.4	
6	2'02.922	34.802	34.108	22.877	31.135	223.5								
7	2'03.046	34.651	34.672	22.666	31.057	224.0								
8	2'02.789	34.574	34.220	22.900	31.095	226.8								

Fastest Lap: Deniz ÖNCÜ Red Bull MotoGP Roo TUR **2'02.470** 34.417 34.059 22.592 31.402

DORNA DATA PROCESSING TIMING SERVICE DORNA DATA PROCESSING TIMING SERVICE DORNA DATA PROCESSING TIMING SERVICE DORNA DATA PROCESSING TIMING SERVICE DORNA DATA PROCESSING TIMING SERVICE DORNA DATA PROCESSING TIMING SERVICE DORNA DATA PROCESSESS



Race Nr.2

RookiesCup

Lap	Lap Time	T1	T2	T3	T4	Speed	Lap	Lap Time	T1	T2	T3	T4	Speed
7	2'03.961	34.643	34.232	22.715	32.371	209.9	9	2'02.985	34.433	34.312	22.835	31.405	221.8
8	2'03.567 *	34.665	34.175*	22.777	31.950	210.8	10	2'03.691	34.765	34.113	23.030	31.783	219.0
9	2'03.652	34.645	34.245	22.653	32.109	209.4	11	2'03.684	34.809	34.248	22.893	31.734	218.6
10	2'03.850	34.668	34.233	22.661	32.288	206.9	12	2'25.842 P	34.743	34.654*	24.210	52.235	110.4
11	2'03.779	34.601	34.111	22.702	32.365	207.3							
12	2'03.765	34.603	34.241	22.720	32.201	208.4							
13	2'03.671	34.636	34.226	22.799	32.010	210.5							
14	2'03.842	34.680	34.286	22.810	32.066	208.9							
15	2'04.774	34.914	34.358	23.060	32.442	209.3							

22nd 3 Pasquale ALFANO Red Bull MotoGP Roo ITA
 Runs=1 Total laps=7 Full laps=4

1	2'09.324	40.006	35.109	22.954	31.255	224.8
2	2'03.999	34.796	34.540	23.236	31.427	222.6
3	2'03.295	34.687	34.235	22.963	31.410	220.2
4	2'03.254	34.589	34.044	22.702	31.919	215.5
5	2'04.398 *	34.814	34.180*	23.119	32.285	218.4
6	2'04.095	35.347	34.289	22.923	31.536	222.4
unfinished		34.838				

19th 19 Sasha DE VITS Red Bull MotoGP Roo BEL
 Runs=1 Total laps=15 Full laps=6

1	2'10.026	39.923	35.351	23.423	31.329	221.3
2	2'04.086	34.562	34.614	23.133	31.777	217.9
3	2'03.536 *	34.547	34.444*	23.000	31.545*	218.0
4	2'03.806	34.783	34.354	22.870	31.799	216.5
5	2'03.664 *	34.726	34.358*	22.922	31.658	217.3
6	2'03.567	34.700	34.239	23.078	31.550	220.3
7	2'04.110	34.646	34.639	23.023	31.802	215.7
8	2'03.567 *	34.744	34.388*	22.914	31.521	217.4
9	2'03.986 *	34.825	34.478*	22.836	31.847	215.3
10	2'04.229 *	34.677	34.441*	22.963	32.148	210.4
11	2'04.269	34.784	34.589	23.003	31.893	212.8
12	2'04.240	34.796	34.544	23.038	31.862	213.2
13	2'04.424 *	34.815	34.649*	23.094	31.866	213.2
14	2'05.285 *	35.036	34.836*	23.169	32.244	210.9
15	2'05.794 *	35.158	34.847*	23.350	32.439	211.0

20th 28 Adrian CARRASCO Red Bull MotoGP Roo SPA
 Runs=1 Total laps=15 Full laps=13

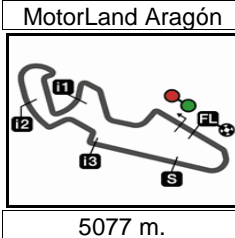
1	2'06.377	37.831	34.295	22.898	31.353	220.4
2	2'03.802	34.937	34.577	22.820	31.468	223.6
3	2'02.908	34.461	34.110	22.481	31.856	215.2
4	2'02.933	34.542	34.103	22.745	31.543	220.4
5	2'03.003	34.546	34.096	22.489	31.872	215.0
6	2'02.826	34.667	34.113	22.631	31.415	220.4
7	2'02.808	34.385	34.147	22.593	31.683	215.8
8	2'02.898	34.644	34.296	22.587	31.371	218.5
9	2'03.207	34.714	34.129	22.606	31.758	217.4
10	2'02.882	34.482	34.102	22.415	31.883	213.8
11	2'02.930	34.407	34.113	22.700	31.710	216.3
12	2'03.207	34.444	34.306	22.733	31.724	220.9
13	2'03.262	34.697	34.230	22.863	31.472	220.6
14	2'02.777	34.516	34.094	22.718	31.449	218.4
unfinished		34.388	34.096	22.390		

21st 29 Billy VAN EERDE Red Bull MotoGP Roo AUS
 Runs=1 Total laps=12 Full laps=8

1	2'08.643	39.659	34.754	22.988	31.242	227.1
2	2'03.689	34.902	34.553	22.852	31.382	223.0
3	2'02.767	34.531	34.187	22.771	31.278	224.2
4	2'03.017	34.646	34.210	22.700	31.461	221.9
5	2'02.879	34.778	34.110	22.651	31.340	222.8
6	2'03.115	34.791	34.065	22.745	31.514	222.8
7	2'03.143 *	34.675	34.430*	22.592	31.446	221.0
8	2'02.561 *	34.350	34.147	22.677	31.387*	220.7

Fastest Lap: Deniz ÖNCÜ Red Bull MotoGP Roo TUR **2'02.470** 34.417 34.059 22.592 31.402

DORNA DATA PROCESSING TIMING SERVICE DORNA DATA PROCESSING TIMING SERVICE DORNA DATA PROCESSING TIMING SERVICE DORNA DATA PROCESSING TIMING SERVICE DORNA DATA PROCESSING TIMING SERVICE DORNA DATA PROCESSING TIMING SERVICE DORNA DATA PROCESSING TIMING SERVICE DORNA DATA PROCESSES



GRAN PREMIO MOVISTAR DE ARAGÓN

Race Nr.2 Analysis by Lap

Num Lap Time Gap

Num	Lap	Time	Gap	Num	Lap	Time	Gap	Num	Lap	Time	Gap
Lap 1				Lap 6				Lap 9			
24	2'06.245			24	2'02.642			24	2'02.897		
53	2'06.268	0.023		28	2'02.826	0.056		99	2'02.672	0.359	
28	2'06.377	0.132		53	2'02.967	0.182		28	2'03.207	0.367	
6	2'06.747	0.502		99	2'03.019	0.298		53	2'03.141	0.376	
40	2'06.829	0.584		92	2'02.821	0.329		6	2'02.635	0.605	
12	2'06.837	0.592		12	2'02.569	0.614		92	2'02.905	0.640	
11	2'06.893	0.648		6	2'02.922	0.737		12	2'02.858	0.767	
43	2'07.249	1.004		43	2'03.027	0.815		43	2'02.750	0.808	
99	2'07.330	1.085		40	2'02.860	1.124		40	2'02.883	1.201	
61	2'07.484	1.239		61	2'03.175	1.192		22	2'02.837	1.305	
7	2'07.488	1.243		7	2'02.937	1.400		7	2'03.036	1.631	
92	2'07.522	1.277		83	2'02.856	2.083		83	2'03.025	1.982	
22	2'08.228	1.983		22	2'03.120	2.130		61	2'03.835	2.075	
5	2'08.323	2.078		29	2'03.115	2.317		31	2'03.098	2.174	
31	2'08.622	2.377		31	2'02.710	2.352		29	2'02.985	2.404	
83	2'08.629	2.384		44	2'03.621	5.953		30	2'03.282	7.943	
29	2'08.643	2.398		66	2'03.693	6.113		66	2'03.652	8.449	
30	2'08.908	2.663		5	2'03.778	6.261		44	2'03.520	8.605	
66	2'09.053	2.808		30	2'03.830	6.303		5	2'03.605	8.796	
3	2'09.324	3.079		3	2'04.095	6.572		19	2'03.986	9.953	
44	2'09.840	3.595		19	2'03.567	6.892		11	2'03.652	23.999	
19	2'10.026	3.781		11	2'03.927	21.421		Lap 10			
Lap 2				Lap 7				Lap 13			
28	2'03.802			24	2'02.796			53	2'02.903		
24	2'03.960	0.026		28	2'02.808	0.068		24	2'03.194	0.208	
6	2'03.518	0.086		53	2'02.881	0.267		99	2'03.241	0.305	
12	2'03.516	0.174		92	2'02.861	0.394		28	2'03.262	0.312	
53	2'04.170	0.259		99	2'02.992	0.494		12	2'03.273	0.437	
99	2'03.199	0.350		12	2'02.789	0.607		6	2'02.916	0.699	
43	2'03.425	0.495		43	2'02.661	0.680		92	2'03.430	0.754	
61	2'03.404	0.709		61	2'02.460	0.856		43	2'03.630	0.837	
92	2'03.395	0.738		6	2'03.046	0.987		22	2'02.679	1.874	
7	2'03.816	1.125		40	2'02.984	1.312		40	2'02.865	2.026	
22	2'03.538	1.587		7	2'03.045	1.649		61	2'02.677	2.095	
40	2'04.998	1.648		22	2'02.404	1.738		7	2'02.822	2.160	
83	2'03.505	1.955		83	2'03.031	2.318		83	2'02.740	2.705	
29	2'03.689	2.153		31	2'02.794	2.350		31	2'03.565	3.881	
31	2'03.796	2.239		29	2'03.143	2.664		30	2'03.827	11.405	
66	2'03.737	2.611		66	2'03.322	6.639		44	2'04.402	11.823	
5	2'04.493	2.637		44	2'03.576	6.733					
30	2'04.122	2.851		30	2'03.250	6.757					
3	2'03.999	3.144		5	2'03.370	6.835					
44	2'03.612	3.273		19	2'04.110	8.206					
19	2'04.086	3.933		11	2'03.961	22.586					
11	2'19.438	16.152		Lap 8							
Lap 3				Lap 5							
28	2'02.908			53	2'02.884						
6	2'02.869	0.047		28	2'03.003	0.015					
24	2'02.967	0.085		99	2'02.820	0.064					
53	2'02.815	0.166		24	2'03.027	0.143					
99	2'02.760	0.202		92	2'02.676	0.293					
43	2'02.751	0.338		43	2'02.875	0.573					
92	2'02.578	0.408		6	2'03.445	0.600					
12	2'03.365	0.631		61	2'02.880	0.802					
7	2'02.735	0.952		12	2'03.211	0.830					
61	2'03.344	1.145		40	2'02.887	1.049					
				7	2'03.232	1.248					
				22	2'02.909	1.795					
				29	2'02.879	1.987					
				83	2'02.977	2.012					
				31	2'03.078	2.427					
				44	2'03.239	5.117					
				66	2'03.894	5.205					
				30	2'05.855	5.258					
				3	2'04.398	5.262					
				5	2'04.129	5.268					
				19	2'03.664	6.110					
				11	2'03.971	20.279					

Lapped rider

DORNA DATA PROCESSING TIMING SERVICE DORNA DATA PROCESSING TIMING SERVICE DORNA DATA PROCESSING TIMING SERVICE DORNA DATA PROCESSING TIMING SERVICE DORNA DATA PROCESSING TIMING SERVICE DORNA DATA PROCESSING TIMING SERVICE DORNA DATA PROCESSING TIMING SERVICE DORNA DATA PROCCESSS



<i>Num</i>	<i>Lap Time</i>	<i>Gap</i>
66	2'03.769	12.066
5	2'03.872	12.137
19	2'04.424	14.779
11	2'03.671	26.728

Lap 14

53	2'02.613	
24	2'02.553	0.148
99	2'02.538	0.230
6	2'02.357	0.443
28	2'02.777	0.476
12	2'02.675	0.499
92	2'02.377	0.518
43	2'02.498	0.722
22	2'03.169	2.430
40	2'03.170	2.583
61	2'03.142	2.624
7	2'03.212	2.759
83	2'02.950	3.042
31	2'06.137	7.405
30	2'04.162	12.954
44	2'03.881	13.091
66	2'03.840	13.293
5	2'03.850	13.374
19	2'05.285	17.451
11	2'03.842	27.957

Lap 15

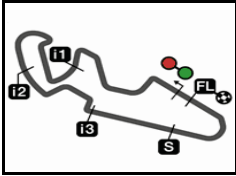
53	2'02.470	
99	2'02.489	0.249
6	2'02.811	0.784
92	2'02.805	0.853
24	2'03.225	0.903
43	2'02.797	1.049
12	2'03.069	1.098
61	2'03.507	3.661
40	2'03.549	3.662
22	2'03.736	3.696
83	2'03.444	4.016
7	2'03.843	4.132
31	2'07.420	12.355
30	2'03.579	14.063
66	2'04.092	14.915
44	2'04.424	15.045
5	2'04.307	15.211
19	2'05.794	20.775
11	2'04.774	30.261

Lapped rider

DORNA DATA PROCESSING TIMING SERVICE DORNA DATA PROCESSING TIMING SERVICE DORNA DATA PROCESSING TIMING SERVICE DORNA DATA PROCESSING TIMING SERVICE DORNA DATA PROCESSING TIMING SERVICE DORNA DATA PROCESSING TIMING SERVICE DORNA DATA PROCESSING TIMING SERVICE DORNA DATA PROCESSING TIMING SERVICE DORNA DATA PROCESSING TIMING SERVICE DORNA DATA PROCCEESSS



MotorLand Aragón



5077 m.

Results and timing service provided by **TISSOT**

After the **GRAN PREMIO MOVISTAR DE ARAGÓN**

RookiesCup

2018 Riders Performance

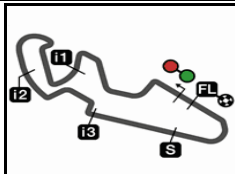
(Qualifying Position - Starting Position - Race Position)

28

Rider	Points	SPA	SPA	ITA	NED	NED	GER	GER	AUT	AUT	RSM	ARA	ARA						
1 ÖNCÜ Can	235	2	2	2	1	1	1	1	8	8	1	10	10						
		2-1	2-2	2-2	1-1	1-1	1-2	1-1	8-3	8-2	1-1	10-10	10-8	-	-	-	-	-	-
2 ÖNCÜ Deniz	192	4	4	6	2	2	2	2	14	14	2	2	2						
		4-4	4-3	6-6	2-4	2-5	2-1	2-2	14-4	14-4	2-8	2-1	2-1	-	-	-	-	-	-
3 ARTIGAS Xavier	166	11	11	7	5	5	4	4	2	2	11	1	1						
		11-5	11-15	7-5	5-2	5-3	4-7	4-5	2-2	2-1	11-5	1-2	1-5	-	-	-	-	-	-
4 SALAC Filip	151	6	6	4	7	7	6	6	11	11	8	3	3						
		6-3	6-4	4-10	7-5	7-2	5-4	6-3	11-5	11-3	8-2	3-NC	3-7	-	-	-	-	-	-
5 TATAY Carlos	148	1	1	9	6	6	15	15	9	9	10	6	6						
		1-2	1-1	9-4	6-8	6-NC	15-9	15-7	9-6	9-6	10-6	6-3	6-2	-	-	-	-	-	-
6 YAMANAKA Ryusei	141	3	3	10	4	4	8	8	1	1	3	8	8						
		3-6	3-5	10-9	4-3	4-NC	7-3	8-6	1-1	1-7	3-4	8-8	8-3	-	-	-	-	-	-
7 CARRASCO Adrian	83	13	13	8	13	13	3	3	4	4	5	4	4						
		13-9	13-23	8-3	13-7	13-NC	3-5	3-4	4-EX	4-NC	5-3	4-5	4-NC	-	-	-	-	-	-
8 GARCIA Steward	76	19	19	15	16	16	0	10	6	6	6	13	13						
		19-16	19-8	15-12	16-12	16-NC	9-6	10-9	6-7	6-5	6-NC	13-4	13-6	-	-	-	-	-	-
9 KUNII Yuki	70	9	9	5					5	5	13	15	15						
		9-11	9-6	5-1	-	-	-	-	5-NC	5-9	13-NC	15-6	15-4	-	-	-	-	-	-
10 KELLY Sean	65	12	12	16	3	3	7	7	13	13	9	5	5						
		12-8	12-7	16-11	3-6	3-NC	6-NC	7-8	13-10	13-11	9-NC	5-9	5-9	-	-	-	-	-	-
11 BALTUS Barry	60	18	18	13	12	12	11	11	19	19	15	9	9						
		18-7	18-11	13-13	12-9	12-4	10-11	11-11	19-16	18-12	15-15	9-11	9-13	-	-	-	-	-	-
12 HUERTAS Adrian	47	22	22	11	11	11	17	17	21	21	22	20	20						
		22-14	22-10	11-7	11-10	11-9	17-10	17-10	-NS	-NS	22-13	20-15	20-15	-	-	-	-	-	-

NC=Not classified NL=Not finished first lap NP=Not started race re-start N2=Not finished first lap race re-start EX=Excluded NS=Not Started DS=Disqualified

DORNA DATA PROCESSING TIMING SERVICE DORNA DATA PROCESSING TIMING SERVICE DORNA DATA PROCESSING TIMING SERVICE DORNA DATA PROCESSING TIMING SERVICE DORNA DATA PROCESSING TIMING SERVICE DORNA DATA PROCESSING TIMING SERVICE DORNA DATA PROCESSING TIMING SERVICE DORNA DATA PROCESSING TIMING SERVICE DORNA DATA PROCESSING TIMING SERVICE DORNA DATA PROCESSING TIMING SERVICE DORNA DATA PROCESSING TIMING SERVICE DORNA DATA PROCESSING TIMING SERVICE DORNA DATA PROCESSING TIMING SERVICE



GRAN PREMIO MOVISTAR DE ARAGÓN Official Starting Grid

5077 m.

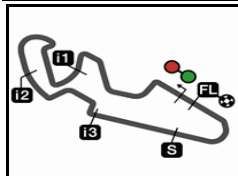
Race : 15 laps = 76.155 km

1	3 2'02.014 12 Filip SALAC KTM	2 2'01.896 53 Deniz ÖNCÜ KTM	1 2'01.441 24 Xavier ARTIGAS KTM
2	6 2'02.308 99 Carlos TATAY KTM	5 2'02.275 40 Sean KELLY KTM	4 2'02.061 28 Adrian CARRASCO KTM
3	9 2'02.606 7 Barry BALTUS KTM	8 2'02.588 6 Ryusei YAMANAKA KTM	7 2'02.566 11 Dan JONES KTM
4	12 2'02.836 83 Meikon KAWAKAMI KTM	11 2'02.816 22 Peetu PAAVILAINEN KTM	10 2'02.612 61 Can ÖNCÜ KTM
5	15 2'03.042 92 Yuki KUNII KTM	14 2'03.032 5 Simon JESPERSEN KTM	13 2'02.961 43 Steward GARCIA KTM
6	18 2'03.214 29 Billy VAN EERDE KTM	17 2'03.190 30 Max COOK KTM	16 2'03.072 31 Gerry SALIM KTM
7	21 2'03.813 44 Nicolas HERNANDEZ KTM	20 2'03.420 66 Adrian HUERTAS KTM	19 2'03.289 3 Pasquale ALFANO KTM
8			22 2'04.265 19 Sasha DE VITS KTM

The results are provisional until the end of the limit for protest and appeals and until the ratification of the Event Management Committee.

Time limit for protest expires 60' at the latest after publication of the results - Mr. Time:

DORNA DATA PROCESSING TIMING SERVICE DORNA DATA PROCESSING TIMING SERVICE DORNA DATA PROCESSING TIMING SERVICE DORNA DATA PROCESSING TIMING SERVICE DORNA DATA PROCESSING TIMING SERVICE DORNA DATA PROCESSING TIMING SERVICE DORNA DATA PROCESSING TIMING SERVICE DORNA DATA PROCESSING TIMING SERVICE DORNA DATA PROCESSING



5077 m.

GRAN PREMIO MOVISTAR DE ARAGÓN**Race Nr.2****Top Speed & Average**

Rider	Nation	Motorcycle	Top 5 speeds					Average	Top
99 Carlos TATAY	SPA	KTM	228.7	228.6	225.1	223.8	223.8	226.0	228.7
11 Dan JONES	GBR	KTM	228.1	211.5	211.3	210.9	210.8	214.5	228.1
24 Xavier ARTIGAS	SPA	KTM	227.9	223.3	221.9	219.7	219.4	222.4	227.9
61 Can ÖNCÜ	TUR	KTM	227.3	226.0	225.1	224.6	222.7	225.1	227.3
29 Billy VAN EERDE	AUS	KTM	227.1	224.2	223.0	222.8	222.8	224.0	227.1
22 Peetu PAAVILAINEN	FIN	KTM	226.9	224.7	224.0	222.3	221.6	223.9	226.9
6 Ryusei YAMANAKA	JPN	KTM	226.8	224.6	224.0	223.6	223.5	224.3	226.8
92 Yuki KUNII	JPN	KTM	226.1	223.4	223.3	222.7	222.1	223.5	226.1
40 Sean KELLY	USA	KTM	226.0	225.3	224.2	223.6	223.2	224.5	226.0
31 Gerry SALIM	INA	KTM	225.9	225.8	225.6	224.2	223.9	225.1	225.9
43 Steward GARCIA	COL	KTM	225.9	225.8	225.6	225.6	224.7	225.5	225.9
12 Filip SALAC	CZE	KTM	225.6	225.4	225.1	224.9	224.1	225.0	225.6
66 Adrian HUERTAS	SPA	KTM	225.5	223.8	223.7	221.6	220.4	223.0	225.5
44 Nicolas HERNANDEZ	COL	KTM	225.4	225.1	222.7	220.7	220.2	222.8	225.4
3 Pasquale ALFANO	ITA	KTM	224.8	222.6	222.4	220.2	218.4	221.7	224.8
53 Deniz ÖNCÜ	TUR	KTM	224.5	224.2	223.6	223.6	223.5	223.9	224.5
5 Simon JESPERSEN	DEN	KTM	224.1	222.4	222.1	221.3	219.1	221.8	224.1
28 Adrian CARRASCO	SPA	KTM	223.6	220.9	220.6	220.4	220.4	221.1	223.6
83 Meikon KAWAKAMI	BRA	KTM	222.9	222.4	222.2	221.3	221.1	221.8	222.9
30 Max COOK	GBR	KTM	222.7	222.7	222.5	222.1	222.0	222.4	222.7
7 Barry BALTUS	BEL	KTM	221.9	220.6	220.1	220.0	219.6	220.4	221.9
19 Sasha DE VITS	BEL	KTM	221.3	220.3	218.0	217.9	217.4	219.0	221.3

