World Circuit Marco Si

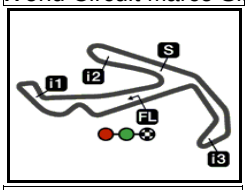


4226 m.

Results and timing service provided by TISSOT

# RookiesCup

## GRAN PREMIO OCTO DI SAN MARINO E DELLA RIVIERA DI RI

## Free Practice Nr. 1

## Classification

**3**

| | | Rider | Nation | Team | Motorcycle | Time | Lap | Total | Gap | | Top Speed |
|---|---|---|---|---|---|---|---|---|---|---|---|
| 1 | 53 | **Deniz ÖNCÜ** | TUR | Red Bull MotoGP Rookies Cup | KTM | **1'46.932** | 11 | 16 | | | **194.2** |
| 2 | 61 | **Can ÖNCÜ** | TUR | Red Bull MotoGP Rookies Cup | KTM | **1'46.972** | 14 | 16 | 0.040 | 0.040 | **192.0** |
| 3 | 24 | **Xavier ARTIGAS** | SPA | Red Bull MotoGP Rookies Cup | KTM | **1'47.344** | 14 | 16 | 0.412 | 0.372 | **197.4** |
| 4 | 6 | **Ryusei YAMANAKA** | JPN | Red Bull MotoGP Rookies Cup | KTM | **1'47.424** | 11 | 16 | 0.492 | 0.080 | **194.2** |
| 5 | 43 | **Steward GARCIA** | COL | Red Bull MotoGP Rookies Cup | KTM | **1'47.429** | 14 | 16 | 0.497 | 0.005 | **196.2** |
| 6 | 92 | **Yuki KUNII** | JPN | Red Bull MotoGP Rookies Cup | KTM | **1'47.491** | 15 | 17 | 0.559 | 0.062 | **193.7** |
| 7 | 12 | **Filip SALAC** | CZE | Red Bull MotoGP Rookies Cup | KTM | **1'47.526** | 15 | 17 | 0.594 | 0.035 | **194.2** |
| 8 | 40 | **Sean KELLY** | USA | Red Bull MotoGP Rookies Cup | KTM | **1'47.716** | 14 | 15 | 0.784 | 0.190 | **193.3** |
| 9 | 99 | **Carlos TATAY** | SPA | Red Bull MotoGP Rookies Cup | KTM | **1'47.853** | 14 | 16 | 0.921 | 0.137 | **191.2** |
| 10 | 22 | **Peetu PAAVILAINEN** | FIN | Red Bull MotoGP Rookies Cup | KTM | **1'47.864** | 10 | 17 | 0.932 | 0.011 | **192.8** |
| 11 | 11 | **Dan JONES** | GBR | Red Bull MotoGP Rookies Cup | KTM | **1'47.877** | 15 | 16 | 0.945 | 0.013 | **191.8** |
| 12 | 5 | **Simon JESPERSEN** | DEN | Red Bull MotoGP Rookies Cup | KTM | **1'47.906** | 15 | 17 | 0.974 | 0.029 | **195.2** |
| 13 | 83 | **Meikon KAWAKAMI** | BRA | Red Bull MotoGP Rookies Cup | KTM | **1'47.913** | 9 | 16 | 0.981 | 0.007 | **192.3** |
| 14 | 30 | **Max COOK** | GBR | Red Bull MotoGP Rookies Cup | KTM | **1'48.794** | 16 | 16 | 1.862 | 0.881 | **192.9** |
| 15 | 19 | **Sasha DE VITS** | BEL | Red Bull MotoGP Rookies Cup | KTM | **1'48.851** | 8 | 11 | 1.919 | 0.057 | **190.8** |
| 16 | 7 | **Barry BALTUS** | BEL | Red Bull MotoGP Rookies Cup | KTM | **1'48.885** | 15 | 15 | 1.953 | 0.034 | **190.3** |
| 17 | 3 | **Pasquale ALFANO** | ITA | Red Bull MotoGP Rookies Cup | KTM | **1'48.895** | 10 | 15 | 1.963 | 0.010 | **195.6** |
| 18 | 28 | **Adrian CARRASCO** | SPA | Red Bull MotoGP Rookies Cup | KTM | **1'48.919** | 7 | 7 | 1.987 | 0.024 | **195.1** |
| 19 | 29 | **Billy VAN EERDE** | AUS | Red Bull MotoGP Rookies Cup | KTM | **1'49.235** | 13 | 15 | 2.303 | 0.316 | **197.8** |
| 20 | 44 | **Nicolas HERNANDEZ** | COL | Red Bull MotoGP Rookies Cup | KTM | **1'49.275** | 13 | 15 | 2.343 | 0.040 | **194.2** |
| 21 | 31 | **Gerry SALIM** | INA | Red Bull MotoGP Rookies Cup | KTM | **1'49.692** | 9 | 13 | 2.760 | 0.417 | **194.3** |
| 22 | 66 | **Adrian HUERTAS** | SPA | Red Bull MotoGP Rookies Cup | KTM | **1'50.658** | 14 | 14 | 3.726 | 0.966 | **192.9** |

***Practice condition:*** **Dry**
**Air: 23°**
**Humidity: 75%**
**Ground: 34°**

| | | | | |
|---|---|---|---|---|
| ***Fastest Lap:*** | Lap: 11 | **Deniz ÖNCÜ** | **1'46.932** | 142.2 Km/h |
| ***Circuit Record Lap:*** | 2017 | **Kazuki MASAKI** | **1'45.265** | 144.5 Km/h |
| ***Circuit Best Lap:*** | 2017 | **Aleix VIU** | **1'45.023** | 144.8 Km/h |

The results are provisional until the end of the limit for protest and appeals.

Time limit for protest expires 30' after publication of the results - ..... Time: .....

DORNA DATA PROCESSING .TIMING SERVICE DORNA DATA PROCESSING TIMING SERVICE DORNA DATA PROCESSING TIMING SERVICE DORNA DATA PROCESSING TIMING SERVICE DORNA DATA PROCESSING TIMING SERVICE DORNA DATA PROCESSING TIMING SERVICE DORNA DATA PROCCEESSS

**Misano Adriatico, Friday, September 07, 20**

World Circuit Marco Si

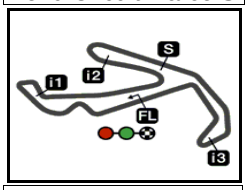


4226 m.

Results and timing service provided by TISSOT

# RookiesCup

## GRAN PREMIO OCTO DI SAN MARINO E DELLA RIVIERA DI RI

## Free Practice Nr. 1

## Top Speed & Average

**4**

| | Rider | Nation | Motorcycle | Top 5 speeds | | | | | Average | Top |
|---|---|---|---|---|---|---|---|---|---|---|
| 29 | **Billy VAN EERDE** | **AUS** | KTM | 197.8 | 195.5 | 195.1 | 193.6 | 193.1 | 195.0 | **197.8** |
| 24 | **Xavier ARTIGAS** | **SPA** | KTM | 197.4 | 197.2 | 196.6 | 196.2 | 196.0 | 196.7 | **197.4** |
| 43 | **Steward GARCIA** | **COL** | KTM | 196.2 | 196.2 | 195.9 | 195.2 | 194.2 | 195.5 | **196.2** |
| 3 | **Pasquale ALFANO** | **ITA** | KTM | 195.6 | 193.5 | 193.4 | 193.4 | 191.8 | 193.5 | **195.6** |
| 5 | **Simon JESPERSEN** | **DEN** | KTM | 195.2 | 195.0 | 193.8 | 193.2 | 192.7 | 194.0 | **195.2** |
| 28 | **Adrian CARRASCO** | **SPA** | KTM | 195.1 | 192.0 | 188.8 | 188.4 | 187.7 | 190.4 | **195.1** |
| 31 | **Gerry SALIM** | **INA** | KTM | 194.3 | 190.8 | 190.7 | 189.5 | 189.3 | 190.9 | **194.3** |
| 6 | **Ryusei YAMANAKA** | **JPN** | KTM | 194.2 | 191.8 | 191.6 | 191.0 | 190.7 | 191.9 | **194.2** |
| 12 | **Filip SALAC** | **CZE** | KTM | 194.2 | 192.7 | 192.4 | 191.6 | 190.9 | 192.4 | **194.2** |
| 44 | **Nicolas HERNANDEZ** | **COL** | KTM | 194.2 | 191.5 | 190.9 | 190.7 | 190.1 | 191.5 | **194.2** |
| 53 | **Deniz ÖNCÜ** | **TUR** | KTM | 194.2 | 194.0 | 193.7 | 193.2 | 191.6 | 193.3 | **194.2** |
| 92 | **Yuki KUNII** | **JPN** | KTM | 193.7 | 192.6 | 192.6 | 192.1 | 191.6 | 192.5 | **193.7** |
| 40 | **Sean KELLY** | **USA** | KTM | 193.3 | 192.3 | 192.0 | 191.8 | 191.3 | 192.1 | **193.3** |
| 30 | **Max COOK** | **GBR** | KTM | 192.9 | 192.8 | 192.7 | 192.0 | 191.7 | 192.4 | **192.9** |
| 66 | **Adrian HUERTAS** | **SPA** | KTM | 192.9 | 190.8 | 190.3 | 190.3 | 190.3 | 190.9 | **192.9** |
| 22 | **Peetu PAAVILAINEN** | **FIN** | KTM | 192.8 | 192.4 | 192.1 | 191.7 | 191.4 | 192.1 | **192.8** |
| 83 | **Meikon KAWAKAMI** | **BRA** | KTM | 192.3 | 190.6 | 189.7 | 189.5 | 189.5 | 190.3 | **192.3** |
| 61 | **Can ÖNCÜ** | **TUR** | KTM | 192.0 | 191.5 | 190.9 | 190.7 | 190.5 | 191.1 | **192.0** |
| 11 | **Dan JONES** | **GBR** | KTM | 191.8 | 190.9 | 190.7 | 190.5 | 190.1 | 190.8 | **191.8** |
| 99 | **Carlos TATAY** | **SPA** | KTM | 191.2 | 191.2 | 190.8 | 190.7 | 190.7 | 190.9 | **191.2** |
| 19 | **Sasha DE VITS** | **BEL** | KTM | 190.8 | 190.7 | 190.0 | 189.6 | 188.7 | 189.8 | **190.8** |
| 7 | **Barry BALTUS** | **BEL** | KTM | 190.3 | 190.1 | 190.1 | 189.7 | 189.1 | 189.9 | **190.3** |

DORNA DATA PROCESSING ,TIMING SERVICE DORNA DATA PROCESSING TIMING SERVICE DORNA DATA PROCESSING TIMING SERVICE DORNA DATA PROCESSING TIMING SERVICE DORNA DATA PROCESSING TIMING SERVICE DORNA DATA PROCESSING TIMING SERVICE DORNA DATA PROCESSING TIMING SERVICE DORNA DATA PROCCEESSS

**Misano Adriatico, Friday, September 07, 2018**

World Circuit Marco Si

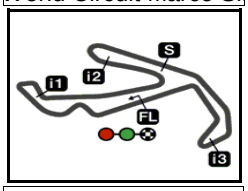


4226 m.

Results and timing service provided by TISSOT

# RookiesCup

## GRAN PREMIO OCTO DI SAN MARINO E DELLA RIVIERA DI RI

## Free Practice Nr. 1

## Chronological Analysis of Performances

**5**

** Lap / Sector time cancelled*
*P Crossing the finish line in pit lane*
*T1 Time from finish line to 1st intermediate*
*T2 Time from 1st intermed. to 2nd intermed.*
*T3 Time from 2nd intermed. to 3rd intermed.*
*T4 Time from 3rd intermediate to finish line*

### 1st 53 Deniz ÖNCÜ — Red Bull MotoGP Roo TUR

Runs=1 Total laps=16 Full laps=12

| Lap | Lap Time | | T1 | T2 | T3 | T4 | Speed |
|---|---|---|---|---|---|---|---|
| 1 | 3'09.054 | | 26.070 | 29.896 | 31.893 | 25.429 | 187.9 |
| 2 | **1'51.856** | | 29.822 | 26.351 | 30.975 | 24.708 | 189.2 |
| 3 | **1'49.361** | | 28.623 | 26.222 | 30.506 | 24.010 | 189.8 |
| 4 | **1'49.491** | | 28.527 | 26.054 | 30.732 | 24.178 | 190.0 |
| 5 | **1'49.131** | | 28.822 | 25.766 | 30.388 | 24.155 | 193.7 |
| 6 | **1'48.296** | | 28.719 | 25.806 | 30.120 | 23.651 | 191.6 |
| 7 | **1'47.568** | | 28.182 | 25.707 | 29.957 | 23.722 | 194.2 |
| 8 | 1'50.721 | * | 30.79* | 25.673 | 30.653 | 23.605 | 180.2 |
| 9 | **1'47.500** | | 28.148 | 25.729 | 30.097 | 23.526 | 190.8 |
| 10 | 1'48.992 | * | 28.204 | 25.749 | 31.108 | 23.931* | 175.5 |
| 11 | **1'46.932** | | 27.972 | 25.423 | 30.040 | 23.497 | 193.2 |
| 12 | **1'48.625** | | 29.241 | 25.555 | 30.164 | 23.665 | 190.7 |
| 13 | **1'49.108** | | 28.087 | 26.689 | 30.650 | 23.682 | 189.5 |
| 14 | **1'47.531** | | 28.192 | 25.613 | 30.149 | 23.577 | 191.0 |
| 15 | **1'47.952** | | 28.237 | 25.612 | 30.582 | 23.521 | 187.0 |
| 16 | 1'47.150 | * | 28.317 | 25.409 | 29.959 | 23.465* | 194.0 |

### 2nd 61 Can ÖNCÜ — Red Bull MotoGP Roo TUR

Runs=1 Total laps=16 Full laps=10

| Lap | Lap Time | | T1 | T2 | T3 | T4 | Speed |
|---|---|---|---|---|---|---|---|
| 1 | 3'08.797 | | 27.450 | 29.340 | 32.251 | 25.484 | 184.3 |
| 2 | 1'52.364 | * | 29.796 | 26.352 | 31.052 | 25.164* | 187.8 |
| 3 | **1'49.348** | | 28.790 | 25.909 | 30.657 | 23.992 | 191.5 |
| 4 | 1'49.143 | * | 28.560 | 25.639 | 30.682 | 24.262* | 188.3 |
| 5 | **1'49.121** | | 28.641 | 25.814 | 30.516 | 24.150 | 187.9 |
| 6 | **1'49.104** | | 28.596 | 25.945 | 30.593 | 23.970 | 187.7 |
| 7 | **1'47.775** | | 28.225 | 25.687 | 30.137 | 23.726 | 190.5 |
| 8 | **1'50.699** | | 28.297 | 25.623 | 33.017 | 23.762 | 165.8 |
| 9 | **1'47.605** | | 28.095 | 25.500 | 30.308 | 23.702 | 189.0 |
| 10 | **1'47.397** | | 28.090 | 25.484 | 30.199 | 23.624 | 190.1 |
| 11 | 1'47.516 | * | 28.017 | 25.571 | 30.255 | 23.673* | 188.0 |
| 12 | 1'49.012 | * | 29.462 | 25.515 | 30.157 | 23.878* | 190.9 |
| 13 | **1'49.458** | | 28.142 | 26.358 | 31.330 | 23.628 | 186.8 |
| 14 | **1'46.972** | | 28.025 | 25.354 | 30.159 | 23.434 | 190.7 |
| 15 | **1'47.510** | | 28.274 | 25.533 | 30.196 | 23.507 | 192.0 |
| 16 | 1'47.341 | * | 27.979 | 25.716 | 30.065 | 23.581* | 189.5 |

### 3rd 24 Xavier ARTIGAS — Red Bull MotoGP Roo SPA

Runs=2 Total laps=16 Full laps=13

| Lap | Lap Time | | T1 | T2 | T3 | T4 | Speed |
|---|---|---|---|---|---|---|---|
| 1 | 2'21.794 | | 26.009 | 27.395 | 31.493 | 25.435 | 190.9 |
| 2 | **1'52.320** | | 30.711 | 26.028 | 30.902 | 24.679 | 197.2 |
| 3 | **1'49.187** | | 29.029 | 26.080 | 30.056 | 24.022 | 197.4 |
| 4 | **1'48.990** | | 28.860 | 25.650 | 30.336 | 24.144 | 195.2 |
| 5 | **1'49.467** | | 28.992 | 25.690 | 30.596 | 24.189 | 188.5 |
| 6 | **1'49.119** | | 28.928 | 25.811 | 30.459 | 23.921 | 191.8 |
| 7 | **1'48.043** | | 28.524 | 25.540 | 30.207 | 23.772 | 192.8 |
| 8 | **1'48.494** | | 28.599 | 25.899 | 30.155 | 23.841 | 192.8 |
| 9 | **1'50.899** | | 28.640 | 26.631 | 31.246 | 24.382 | 191.7 |
| 10 | **1'51.309** | | 29.315 | 27.136 | 30.505 | 24.353 | 196.6 |
| 11 | **1'47.601** | | 28.471 | 25.473 | 30.014 | 23.643 | 192.5 |
| 12 | **1'47.439** | | 28.325 | 25.390 | 30.029 | 23.695 | 196.0 |
| 13 | **1'47.753** | | 28.638 | 25.495 | 29.950 | 23.670 | 196.2 |
| 14 | **1'47.344** | | 28.127 | 25.427 | 30.176 | 23.614 | 192.2 |
| 15 | 1'44.693 | P | 29.612 | 25.998 | 30.639 | 18.444 | 188.9 |
| 16 | 1'45.004 | | 24.802 | 26.426 | 30.103 | 23.673 | 193.1 |

### 4th 6 Ryusei YAMANAKA — Red Bull MotoGP Roo JPN

Runs=2 Total laps=16 Full laps=10

| Lap | Lap Time | | T1 | T2 | T3 | T4 | Speed |
|---|---|---|---|---|---|---|---|
| 1 | 2'19.452 | | 23.145 | 27.781 | 32.540 | 25.436 | 191.0 |
| 2 | **1'50.383** | | 29.470 | 26.193 | 30.623 | 24.097 | 190.5 |
| 3 | **1'48.691** | | 28.531 | 25.931 | 30.332 | 23.897 | 191.6 |
| 4 | **1'48.626** | | 28.397 | 26.192 | 30.237 | 23.800 | 191.8 |
| 5 | **1'48.707** | | 28.644 | 26.043 | 30.285 | 23.735 | 189.8 |
| 6 | **1'49.564** | | 28.460 | 26.187 | 30.424 | 24.493 | 188.2 |
| 7 | **1'47.535** | | 28.075 | 25.632 | 30.170 | 23.658 | 194.2 |
| 8 | **1'47.764** | | 28.179 | 25.836 | 30.082 | 23.667 | 189.8 |
| 9 | 1'47.952 | * | 28.215 | 25.891 | 30.115 | 23.731* | 189.2 |
| 10 | **1'47.707** | | 28.163 | 25.736 | 30.203 | 23.605 | 189.6 |
| 11 | **1'47.424** | | 28.151 | 25.720 | 29.998 | 23.555 | 189.7 |
| 12 | **1'47.724** | | 28.095 | 25.741 | 30.307 | 23.581 | 190.2 |
| 13 | 1'47.604 | * | 28.060 | 25.742* | 30.171 | 23.631 | 190.1 |
| 14 | 1'47.816 | * | 28.277 | 25.744 | 30.118 | 23.677* | 190.7 |
| 15 | 1'44.934 | P | 28.756 | 26.161 | 30.736 | 19.281 | 188.1 |
| 16 | 1'41.944 | | 21.450 | 26.205 | 30.496 | 23.793 | 188.7 |

### 5th 43 Steward GARCIA — Red Bull MotoGP Roo COL

Runs=2 Total laps=16 Full laps=13

| Lap | Lap Time | | T1 | T2 | T3 | T4 | Speed |
|---|---|---|---|---|---|---|---|
| 1 | 2'23.345 | | 24.393 | 28.011 | 32.291 | 25.151 | 194.2 |
| 2 | **1'51.229** | | 29.879 | 26.248 | 30.749 | 24.353 | 193.4 |
| 3 | **1'50.238** | | 29.268 | 26.425 | 30.467 | 24.078 | 193.5 |
| 4 | **1'48.884** | | 28.804 | 25.948 | 30.314 | 23.818 | 192.1 |
| 5 | **1'48.895** | | 28.616 | 25.891 | 30.449 | 23.939 | 195.2 |
| 6 | **1'49.196** | | 28.954 | 25.834 | 30.528 | 23.880 | 196.2 |
| 7 | **1'48.293** | | 28.340 | 25.751 | 30.337 | 23.865 | 196.2 |
| 8 | **1'48.017** | | 28.411 | 25.642 | 30.233 | 23.731 | 195.9 |
| 9 | **1'49.921** | | 28.371 | 25.726 | 31.329 | 24.495 | 181.3 |
| 10 | **1'49.296** | | 28.810 | 26.041 | 30.709 | 23.736 | 190.2 |
| 11 | **1'48.621** | | 28.500 | 25.960 | 30.473 | 23.688 | 190.7 |
| 12 | **1'48.450** | | 28.233 | 25.892 | 30.505 | 23.820 | 189.8 |
| 13 | **1'48.301** | | 28.497 | 25.733 | 30.405 | 23.666 | 189.8 |
| 14 | **1'47.429** | | 28.045 | 25.530 | 30.229 | 23.625 | 192.0 |

***Fastest Lap:*** Deniz ÖNCÜ — Red Bull MotoGP Roo TUR — **1'46.932** — 27.972 — 25.423 — 30.040 — 23.497

DORNA DATA PROCESSING -TIMING SERVICE DORNA DATA PROCESSING TIMING SERVICE DORNA DATA PROCESSING TIMING SERVICE DORNA DATA PROCESSING TIMING SERVICE DORNA DATA PROCESSING TIMING SERVICE DORNA DATA PROCESSING TIMING SERVICE DORNA DATA PROCESSING TIMING SERVICE DORNA DATA PROCCEESSS

# Free Practice Nr. 1

**RookiesCup**

| Lap | Lap Time | | T1 | T2 | T3 | T4 | Speed |
|---|---|---|---|---|---|---|---|
| 15 | 1'44.800 | P | 29.508 | 26.042 | 30.632 | 18.618 | 191.8 |
| 16 | 1'44.977 | | 24.797 | 26.493 | 30.126 | 23.561 | 192.1 |

## 6th 92 Yuki KUNII — Red Bull MotoGP Roo JPN

Runs=1 Total laps=17 Full laps=14

| Lap | Lap Time | | T1 | T2 | T3 | T4 | Speed |
|---|---|---|---|---|---|---|---|
| 1 | 2'20.645 | | 23.492 | 27.511 | 31.947 | 25.323 | 186.7 |
| 2 | 1'53.216 | | 30.444 | 26.870 | 31.298 | 24.604 | 192.6 |
| 3 | 1'49.638 | | 28.961 | 26.306 | 30.319 | 24.052 | 192.1 |
| 4 | 1'49.452 | | 28.877 | 25.940 | 30.397 | 24.238 | 193.7 |
| 5 | 1'49.051 | | 28.794 | 25.835 | 30.319 | 24.103 | 192.6 |
| 6 | 1'49.063 | | 28.937 | 25.926 | 30.310 | 23.890 | 191.4 |
| 7 | 1'48.500 | | 28.496 | 25.782 | 30.423 | 23.799 | 191.6 |
| 8 | 1'48.331 | | 28.284 | 25.859 | 30.436 | 23.752 | 190.5 |
| 9 | 1'50.153 | | 28.374 | 26.004 | 31.432 | 24.343 | 185.5 |
| 10 | 1'49.152 | | 28.585 | 25.932 | 30.783 | 23.852 | 187.4 |
| 11 | 1'48.403 | * | 28.182 | 25.946 | 30.592 | 23.683* | 187.3 |
| 12 | 1'52.477 | | 28.222 | 28.222 | 32.232 | 23.801 | 186.8 |
| 13 | 1'49.067 | | 28.647 | 26.044 | 30.537 | 23.839 | 189.6 |
| 14 | 1'47.962 | | 28.116 | 25.603 | 30.344 | 23.899 | 190.0 |
| 15 | 1'47.491 | | 28.263 | 25.677 | 30.088 | 23.463 | 190.2 |
| 16 | 1'49.286 | * | 28.875 | 26.139 | 30.654 | 23.618* | 186.0 |
| 17 | 1'51.037 | | 29.419 | 26.607 | 30.963 | 24.048 | 185.7 |

## 7th 12 Filip SALAC — Red Bull MotoGP Roo CZE

Runs=1 Total laps=17 Full laps=10

| Lap | Lap Time | | T1 | T2 | T3 | T4 | Speed |
|---|---|---|---|---|---|---|---|
| 1 | 2'21.989 | | 24.747 | 27.777 | 31.668 | 24.731 | 190.5 |
| 2 | 1'51.431 | | 30.360 | 25.982 | 30.773 | 24.316 | 194.2 |
| 3 | 1'49.131 | | 29.075 | 25.848 | 30.405 | 23.803 | 190.7 |
| 4 | 1'49.543 | | 29.116 | 25.793 | 30.543 | 24.091 | 190.9 |
| 5 | 1'49.509 | * | 29.056 | 25.709 | 30.494 | 24.250* | 188.3 |
| 6 | 1'48.999 | | 28.856 | 25.933 | 30.338 | 23.872 | 188.4 |
| 7 | 1'48.478 | | 28.614 | 25.870 | 30.240 | 23.754 | 192.7 |
| 8 | 1'48.205 | | 28.602 | 25.568 | 30.165 | 23.870 | 189.7 |
| 9 | 1'52.755 | * | 30.455 | 26.651 | 31.808 | 23.841* | 178.6 |
| 10 | 1'50.763 | | 28.632 | 25.815 | 30.607 | 25.709 | 188.8 |
| 11 | 1'48.051 | | 28.655 | 25.555 | 30.072 | 23.769 | 191.6 |
| 12 | 1'48.705 | * | 28.666 | 25.740 | 30.263 | 24.036* | 188.8 |
| 13 | 1'49.833 | * | 30.19* | 25.640 | 30.356 | 23.645* | 190.0 |
| 14 | 1'47.660 | | 28.197 | 25.512 | 30.163 | 23.788 | 192.4 |
| 15 | 1'47.526 | | 28.221 | 25.550 | 30.108 | 23.647 | 189.7 |
| 16 | 1'50.994 | * | 30.625 | 26.218 | 30.388 | 23.763* | 188.7 |
| 17 | 1'51.461 | * | 28.381 | 25.774* | 32.215 | 25.091 | 180.6 |

## 8th 40 Sean KELLY — Red Bull MotoGP Roo USA

Runs=3 Total laps=15 Full laps=7

| Lap | Lap Time | | T1 | T2 | T3 | T4 | Speed |
|---|---|---|---|---|---|---|---|
| 1 | 2'22.868 | | 25.349 | 28.569 | 32.247 | 24.909 | 193.3 |
| 2 | 1'51.360 | | 29.974 | 26.180 | 30.935 | 24.271 | 192.3 |
| 3 | 2'10.296 | P | 29.317 | 35.435 | 41.781 | 23.763 | 134.7 |
| 4 | 1'45.536 | | 21.429 | 26.904 | 31.033 | 26.170 | 189.4 |
| 5 | 1'50.345 | * | 29.277 | 26.182 | 30.662 | 24.224* | 190.2 |
| 6 | 1'44.051 | P | 29.413 | 26.095 | 30.486 | 18.057 | 192.0 |
| 7 | 1'42.697 | | 21.493 | 26.273 | 30.585 | 24.346 | 190.6 |
| 8 | 1'51.256 | | 28.866 | 26.119 | 30.481 | 25.790 | 191.0 |
| 9 | 1'48.598 | | 28.769 | 25.751 | 30.300 | 23.778 | 189.7 |
| 10 | 1'48.998 | * | 28.884 | 25.715 | 30.478 | 23.921* | 191.8 |
| 11 | 1'48.428 | | 28.562 | 25.674 | 30.331 | 23.861 | 190.3 |
| 12 | 1'49.821 | | 28.518 | 25.551 | 30.425 | 25.327 | 189.3 |
| 13 | 1'47.845 | | 28.413 | 25.501 | 30.175 | 23.756 | 191.3 |
| 14 | 1'47.716 | | 28.435 | 25.454 | 30.201 | 23.626 | 189.8 |
| 15 | 1'53.920 | * | 31.95* | 26.042 | 30.594 | 25.327 | 190.0 |

## 9th 99 Carlos TATAY — Red Bull MotoGP Roo SPA

Runs=1 Total laps=16 Full laps=14

| Lap | Lap Time | | T1 | T2 | T3 | T4 | Speed |
|---|---|---|---|---|---|---|---|
| 1 | 2'43.710 | | 26.284 | 30.738 | 33.728 | 27.609 | 185.5 |
| 2 | 1'55.378 | | 30.589 | 27.381 | 31.791 | 25.617 | 190.1 |
| 3 | 1'52.193 | * | 29.204 | 26.865 | 31.100 | 25.024* | 189.0 |
| 4 | 1'51.056 | | 29.198 | 26.375 | 30.956 | 24.527 | 189.9 |
| 5 | 1'50.204 | | 28.664 | 26.372 | 30.903 | 24.265 | 189.4 |
| 6 | 1'50.051 | | 28.436 | 26.255 | 30.996 | 24.364 | 189.9 |
| 7 | 1'49.344 | | 28.477 | 26.192 | 30.618 | 24.057 | 190.7 |
| 8 | 1'49.196 | | 28.493 | 25.991 | 30.656 | 24.056 | 190.4 |
| 9 | 1'49.004 | | 28.432 | 25.990 | 30.628 | 23.954 | 190.3 |
| 10 | 1'48.327 | | 28.161 | 25.880 | 30.431 | 23.855 | 190.0 |
| 11 | 1'48.367 | | 28.193 | 25.826 | 30.395 | 23.953 | 190.7 |
| 12 | 1'48.144 | | 28.122 | 25.802 | 30.388 | 23.832 | 191.2 |
| 13 | 1'50.662 | | 28.683 | 26.678 | 31.220 | 24.081 | 185.2 |
| 14 | 1'47.853 | | 28.032 | 25.659 | 30.399 | 23.763 | 191.2 |
| 15 | 1'47.945 | | 28.003 | 25.771 | 30.338 | 23.833 | 190.5 |
| 16 | 1'48.210 | | 28.041 | 25.946 | 30.391 | 23.832 | 190.8 |

## 10th 22 Peetu PAAVILAINE — Red Bull MotoGP Roo FIN

Runs=1 Total laps=17 Full laps=14

| Lap | Lap Time | | T1 | T2 | T3 | T4 | Speed |
|---|---|---|---|---|---|---|---|
| 1 | 2'18.004 | | 22.315 | 27.813 | 32.090 | 24.888 | 189.8 |
| 2 | 1'50.557 | | 29.314 | 26.412 | 30.657 | 24.174 | 190.5 |
| 3 | 1'49.378 | * | 28.692 | 26.367 | 30.383 | 23.936* | 191.1 |
| 4 | 1'49.396 | | 28.681 | 26.049 | 30.624 | 24.042 | 189.7 |
| 5 | 1'48.798 | | 28.924 | 25.802 | 30.373 | 23.699 | 191.4 |
| 6 | 1'48.602 | | 28.414 | 25.769 | 30.246 | 24.173 | 189.4 |
| 7 | 1'48.445 | | 28.420 | 25.779 | 30.310 | 23.936 | 190.5 |
| 8 | 1'49.112 | | 28.271 | 26.430 | 30.534 | 23.877 | 190.8 |
| 9 | 1'48.311 | | 28.358 | 25.909 | 30.283 | 23.761 | 189.8 |
| 10 | 1'47.864 | | 28.329 | 25.570 | 30.182 | 23.783 | 191.0 |
| 11 | 1'48.365 | | 28.470 | 25.688 | 30.371 | 23.836 | 190.4 |
| 12 | 1'48.210 | | 28.374 | 25.649 | 30.318 | 23.869 | 192.1 |
| 13 | 1'48.485 | * | 28.278 | 25.820* | 30.479 | 23.908 | 191.7 |
| 14 | 1'47.883 | | 28.262 | 25.658 | 30.247 | 23.716 | 192.4 |
| 15 | 1'47.922 | | 28.399 | 25.608 | 30.148 | 23.767 | 192.8 |
| 16 | 1'48.546 | | 28.635 | 25.645 | 30.370 | 23.896 | 190.2 |
| 17 | 1'48.647 | | 28.467 | 25.796 | 30.438 | 23.946 | 189.6 |

## 11th 11 Dan JONES — Red Bull MotoGP Roo GBR

Runs=2 Total laps=16 Full laps=12

| Lap | Lap Time | | T1 | T2 | T3 | T4 | Speed |
|---|---|---|---|---|---|---|---|
| 1 | 2'24.346 | | 23.177 | 27.785 | 32.077 | 25.611 | 189.0 |
| 2 | 1'51.398 | | 29.667 | 26.512 | 30.983 | 24.236 | 190.5 |
| 3 | 1'50.701 | | 29.151 | 26.215 | 30.764 | 24.571 | 190.7 |
| 4 | 1'50.218 | | 28.861 | 26.167 | 30.975 | 24.215 | 191.8 |
| 5 | 1'55.161 | * | 28.656 | 28.000 | 34.142 | 24.363* | 154.1 |
| 6 | 1'50.285 | | 28.713 | 25.865 | 30.811 | 24.896 | 190.1 |
| 7 | 1'49.634 | | 28.710 | 26.184 | 30.618 | 24.122 | 188.4 |
| 8 | 1'48.611 | | 28.435 | 25.833 | 30.422 | 23.921 | 187.7 |
| 9 | 1'48.499 | | 28.297 | 25.849 | 30.407 | 23.946 | 187.5 |
| 10 | 1'54.240 | | 28.991 | 27.618 | 33.112 | 24.519 | 166.6 |

| *Fastest Lap:* | Deniz ÖNCÜ | Red Bull MotoGP Roo | TUR | 1'46.932 | 27.972 | 25.423 | 30.040 | 23.497 |
|---|---|---|---|---|---|---|---|---|

DORNA DATA PROCESSING -TIMING SERVICE DORNA DATA PROCESSING TIMING SERVICE DORNA DATA PROCESSING TIMING SERVICE DORNA DATA PROCESSING TIMING SERVICE DORNA DATA PROCESSING TIMING SERVICE DORNA DATA PROCESSING TIMING SERVICE DORNA DATA PROCESSING TIMING SERVICE DORNA DATA PROCCEESSS

| Lap | Lap Time | | T1 | T2 | T3 | T4 | Speed |
|---|---|---|---|---|---|---|---|
| 11 | 1'48.528 | | 28.377 | 25.873 | 30.472 | 23.806 | 187.3 |
| 12 | 1'47.200 | P | 28.148 | 28.520 | 32.892 | 17.640 | 167.2 |
| 13 | 1'44.366 | | 21.373 | 27.951 | 31.209 | 23.833 | 190.9 |
| 14 | 1'53.920 | | 29.193 | 26.116 | 30.535 | 28.076 | 187.4 |
| 15 | 1'47.877 | | 28.273 | 25.747 | 30.197 | 23.660 | 188.7 |
| 16 | 1'53.610 | | 28.344 | 27.385 | 33.074 | 24.807 | 144.6 |

## 12th 5 Simon JESPERSEN Red Bull MotoGP Roo DEN

Runs=1 Total laps=17 Full laps=11

| | | | | | | | |
|---|---|---|---|---|---|---|---|
| 1 | 2'18.908 | | 21.711 | 29.260 | 32.585 | 25.376 | 189.6 |
| 2 | 1'51.528 | | 29.388 | 27.123 | 30.745 | 24.272 | 189.7 |
| 3 | 1'49.997 | | 28.679 | 26.282 | 30.583 | 24.453 | 189.6 |
| 4 | 1'52.213 | | 28.624 | 28.976 | 30.562 | 24.051 | 192.5 |
| 5 | 1'49.532 | * | 29.320 | 25.852 | 30.326 | 24.034* | 193.8 |
| 6 | 1'49.355 | | 28.991 | 25.936 | 30.487 | 23.941 | 195.2 |
| 7 | 1'48.442 | * | 28.448 | 25.744 | 30.206 | 24.044* | 195.0 |
| 8 | 1'48.596 | * | 28.279 | 25.835 | 30.372 | 24.110* | 193.2 |
| 9 | 1'50.554 | | 28.868 | 26.002 | 30.619 | 25.065 | 190.3 |
| 10 | 1'48.931 | * | 28.862 | 25.906 | 30.353 | 23.810* | 190.4 |
| 11 | 1'48.135 | | 28.367 | 25.695 | 30.312 | 23.761 | 192.1 |
| 12 | 1'48.427 | | 28.326 | 26.011 | 30.283 | 23.807 | 189.7 |
| 13 | 1'48.539 | | 28.846 | 25.671 | 30.233 | 23.789 | 192.1 |
| 14 | 1'52.374 | | 29.059 | 29.121 | 30.290 | 23.904 | 191.7 |
| 15 | 1'47.906 | | 28.326 | 25.548 | 30.175 | 23.857 | 192.7 |
| 16 | 1'47.943 | | 28.280 | 25.571 | 30.187 | 23.905 | 189.0 |
| 17 | 1'53.577 | * | 31.57[illegible]* | 26.229 | 31.303 | 24.466* | 182.1 |

## 13th 83 Meikon KAWAKAMI Red Bull MotoGP Roo BRA

Runs=2 Total laps=16 Full laps=6

| | | | | | | | |
|---|---|---|---|---|---|---|---|
| 1 | 2'20.309 | | 23.514 | 27.429 | 31.893 | 25.579 | 188.9 |
| 2 | 1'51.489 | | 30.243 | 26.344 | 30.794 | 24.108 | 189.7 |
| 3 | 1'49.346 | | 28.678 | 26.021 | 30.557 | 24.090 | 188.1 |
| 4 | 1'48.810 | * | 28.669 | 25.799 | 30.427 | 23.915* | 188.1 |
| 5 | 1'48.584 | | 28.500 | 25.891 | 30.292 | 23.901 | 187.9 |
| 6 | 1'48.644 | | 28.393 | 25.915 | 30.343 | 23.993 | 188.0 |
| 7 | 1'48.151 | * | 28.191 | 25.770 | 30.278 | 23.912* | 189.5 |
| 8 | 1'47.822 | * | 28.184 | 25.740 | 30.146 | 23.752* | 189.5 |
| 9 | 1'47.913 | | 28.371 | 25.571 | 30.163 | 23.808 | 189.2 |
| 10 | 1'44.595 | P | 28.558 | 25.859 | 31.046 | 19.132 | 184.5 |
| 11 | 1'43.639 | * | 23.301 | 25.922 | 30.575 | 23.841* | 187.8 |
| 12 | 1'48.015 | * | 28.229 | 25.540 | 30.243 | 24.003* | 188.2 |
| 13 | 1'48.656 | | 28.467 | 26.040 | 30.343 | 23.806 | 188.8 |
| 14 | 1'48.086 | * | 28.194 | 25.834 | 30.216 | 23.842* | 189.2 |
| 15 | 1'51.582 | * | 31.23[illegible]* | 25.911 | 30.417 | 24.020 | 190.6 |
| 16 | 1'47.957 | * | 28.495 | 25.588* | 30.085 | 23.789 | 192.3 |

## 14th 30 Max COOK Red Bull MotoGP Roo GBR

Runs=3 Total laps=16 Full laps=9

| | | | | | | | |
|---|---|---|---|---|---|---|---|
| 1 | 2'20.322 | | 22.704 | 27.933 | 32.570 | 25.776 | 192.8 |
| 2 | 1'51.892 | | 30.410 | 26.332 | 30.944 | 24.206 | 192.9 |
| 3 | 1'49.902 | | 28.923 | 26.000 | 30.846 | 24.133 | 192.7 |
| 4 | 1'50.043 | | 28.770 | 26.096 | 30.993 | 24.184 | 190.8 |
| 5 | 1'49.779 | | 29.251 | 25.841 | 30.537 | 24.150 | 192.0 |
| 6 | 1'49.372 | | 28.912 | 25.850 | 30.773 | 23.837 | 190.3 |
| 7 | 1'48.949 | * | 28.436 | 25.717 | 30.706 | 24.090* | 191.7 |
| 8 | 1'46.092 | P | 28.497 | 26.452 | 32.315 | 18.828 | 189.3 |
| 9 | 1'44.843 | | 22.750 | 26.726 | 31.079 | 24.288 | 188.1 |
| 10 | 1'49.555 | | 28.712 | 25.974 | 30.789 | 24.080 | 187.5 |
| 11 | 1'49.037 | | 28.574 | 26.050 | 30.494 | 23.919 | 188.7 |
| 12 | 1'48.970 | | 28.593 | 25.943 | 30.428 | 24.006 | 189.2 |
| 13 | 1'44.638 | P | 28.631 | 26.919 | 31.050 | 18.038 | 185.6 |
| 14 | 1'42.086 | | 21.054 | 26.338 | 30.735 | 23.959 | 188.9 |
| 15 | 1'48.803 | * | 28.340 | 25.887 | 30.342 | 24.234* | 189.6 |
| 16 | 1'48.794 | | 28.348 | 25.923 | 30.492 | 24.031 | 189.0 |

## 15th 19 Sasha DE VITS Red Bull MotoGP Roo BEL

Runs=2 Total laps=11 Full laps=8

| | | | | | | | |
|---|---|---|---|---|---|---|---|
| 1 | 2'19.841 | | 22.920 | 27.955 | 32.225 | 26.164 | 190.0 |
| 2 | 1'50.965 | | 29.685 | 26.355 | 30.867 | 24.058 | 189.6 |
| 3 | 12'28.989 | P | | | | | |
| 4 | 1'49.032 | | 25.103 | 27.465 | 31.688 | 24.776 | 184.6 |
| 5 | 1'52.675 | | 29.952 | 26.966 | 31.353 | 24.404 | 185.5 |
| 6 | 1'50.681 | | 29.286 | 26.536 | 30.906 | 23.953 | 188.4 |
| 7 | 1'49.157 | | 28.659 | 26.021 | 30.566 | 23.911 | 190.7 |
| 8 | 1'48.851 | | 28.568 | 26.004 | 30.440 | 23.839 | 190.8 |
| 9 | 1'48.912 | | 28.593 | 25.872 | 30.519 | 23.928 | 188.7 |
| 10 | 1'49.329 | | 28.691 | 26.132 | 30.603 | 23.903 | 188.7 |
| 11 | 1'49.144 | | 28.567 | 25.935 | 30.684 | 23.958 | 187.8 |

## 16th 7 Barry BALTUS Red Bull MotoGP Roo BEL

Runs=3 Total laps=15 Full laps=7

| | | | | | | | |
|---|---|---|---|---|---|---|---|
| 1 | 2'19.992 | | 21.851 | 28.260 | 32.661 | 26.149 | 182.2 |
| 2 | 1'51.533 | | 29.688 | 26.429 | 30.954 | 24.462 | 187.9 |
| 3 | 1'50.850 | * | 29.202 | 26.276 | 31.081 | 24.291* | 186.7 |
| 4 | 1'50.154 | | 28.811 | 26.441 | 30.663 | 24.239 | 189.7 |
| 5 | 1'49.879 | * | 28.974 | 26.238 | 30.591 | 24.076* | 190.1 |
| 6 | 1'49.930 | * | 29.264 | 25.963 | 30.430* | 24.273 | 190.3 |
| 7 | 1'49.098 | | 28.742 | 25.932 | 30.387 | 24.037 | 188.9 |
| 8 | 1'49.207 | | 28.823 | 25.879 | 30.564 | 23.941 | 187.5 |
| 9 | 1'49.244 | | 28.695 | 25.834 | 30.636 | 24.079 | 187.1 |
| 10 | 1'43.381 | P | 28.557 | 26.188 | 30.670 | 17.966 | 189.1 |
| 11 | 1'51.888 | * | 30.514 | 26.329 | 30.930 | 24.115* | 183.3 |
| 12 | 1'49.887 | | 28.650 | 26.410 | 30.737 | 24.090 | 183.9 |
| 13 | 1'43.500 | P | 28.625 | 26.215 | 31.241 | 17.419 | 180.0 |
| 14 | 1'42.400 | | 21.811 | 26.116 | 30.506 | 23.967 | 190.1 |
| 15 | 1'48.885 | | 28.517 | 25.767 | 30.716 | 23.885 | 187.5 |

## 17th 3 Pasquale ALFANO Red Bull MotoGP Roo ITA

Runs=2 Total laps=16 Full laps=10

| | | | | | | | |
|---|---|---|---|---|---|---|---|
| 1 | 2'20.155 | | 22.597 | 28.592 | 33.393 | 25.937 | 191.3 |
| 2 | 1'52.924 | | 30.795 | 26.625 | 31.072 | 24.432 | 191.8 |
| 3 | 1'50.113 | | 29.104 | 26.331 | 30.589 | 24.089 | 191.4 |
| 4 | 1'49.927 | | 29.516 | 26.007 | 30.197 | 24.207 | 193.4 |
| 5 | 1'49.362 | | 29.074 | 25.859 | 30.452 | 23.977 | 193.4 |
| 6 | 1'49.248 | | 28.958 | 25.840 | 30.494 | 23.956 | 195.6 |
| 7 | 1'48.938 | | 28.820 | 25.965 | 30.198 | 23.955 | 190.8 |
| 8 | 1'49.254 | | 28.758 | 26.058 | 30.453 | 23.985 | 189.3 |
| 9 | 1'50.727 | * | 28.896 | 26.047* | 31.557 | 24.227 | 183.7 |
| 10 | 1'48.895 | | 28.516 | 25.904 | 30.347 | 24.128 | 193.5 |
| 11 | 1'50.985 | | 30.293 | 25.908 | 30.726 | 24.058 | 189.1 |
| 12 | 1'49.230 | * | 28.692 | 26.051 | 30.515 | 23.972* | 188.7 |
| 13 | 1'45.081 | P | 29.38[illegible]* | 26.400 | 31.098 | 18.203 | 189.1 |

| *Fastest Lap:* | Deniz ÖNCÜ | Red Bull MotoGP Roo | TUR | **1'46.932** | 27.972 | 25.423 | 30.040 | 23.497 |
|---|---|---|---|---|---|---|---|---|

DORNA DATA PROCESSING -TIMING SERVICE DORNA DATA PROCESSING TIMING SERVICE DORNA DATA PROCESSING TIMING SERVICE DORNA DATA PROCESSING TIMING SERVICE DORNA DATA PROCESSING TIMING SERVICE DORNA DATA PROCESSING TIMING SERVICE DORNA DATA PROCESSING TIMING SERVICE DORNA DATA PROCCEESSS

| Lap | Lap Time | | T1 | T2 | T3 | T4 | Speed |
|---|---|---|---|---|---|---|---|
| 14 | 1'47.478 | | 20.975 | 27.475 | 33.467 | 25.561 | 186.3 |
| 15 | **1'50.318** | | 28.877 | 26.471 | 30.569 | 24.401 | 190.4 |
| | **PIT** | | 28.798 | 26.088 | 30.434 | 16.804 | 190.6 |

## 18th 28 Adrian CARRASCO Red Bull MotoGP Roo SPA

Runs=2 Total laps=7 Full laps=4

| Lap | Lap Time | | T1 | T2 | T3 | T4 | Speed |
|---|---|---|---|---|---|---|---|
| 1 | 2'23.690 | | 22.712 | 28.245 | 32.814 | 25.340 | 192.0 |
| 2 | **1'51.225** | | 29.734 | 26.403 | 30.763 | 24.325 | 195.1 |
| 3 | 19'37.269 | P | | | | | |
| 4 | 1'47.257 | | 22.338 | 28.049 | 31.888 | 24.982 | 185.8 |
| 5 | **1'50.241** | | 29.153 | 26.320 | 30.670 | 24.098 | 187.7 |
| 6 | **1'49.077** | | 28.335 | 26.279 | 30.434 | 24.029 | 188.8 |
| 7 | **1'48.919** | | 28.489 | 25.974 | 30.511 | 23.945 | 188.4 |

## 19th 29 Billy VAN EERDE Red Bull MotoGP Roo AUS

Runs=2 Total laps=15 Full laps=8

| Lap | Lap Time | | T1 | T2 | T3 | T4 | Speed |
|---|---|---|---|---|---|---|---|
| 1 | 2'21.084 | | 23.762 | 27.455 | 31.981 | 25.306 | 192.5 |
| 2 | **1'52.563** | | 30.296 | 26.539 | 31.151 | 24.577 | 197.8 |
| 3 | **1'53.121** | | 30.061 | 26.673 | 31.319 | 25.068 | 195.5 |
| 4 | 1'51.773 | * | 29.400 | 26.427 | 31.377 | 24.569* | 195.1 |
| 5 | 1'51.763 | * | 29.102 | 26.622 | 31.432 | 24.607* | 192.8 |
| 6 | **1'52.211** | | 29.164 | 26.450 | 31.313 | 25.284 | 193.1 |
| 7 | **1'50.740** | | 29.640 | 26.203 | 30.701 | 24.196 | 193.6 |
| 8 | 1'51.025 | P | 28.731 | 29.520 | 33.657 | 19.117 | 176.9 |
| 9 | 1'43.869 | * | 21.076 | 26.789 | 31.598* | 24.406 | 190.1 |
| 10 | **1'50.347** | | 28.822 | 26.165 | 31.170 | 24.190 | 185.7 |
| 11 | **1'49.419** | | 28.799 | 25.892 | 30.456 | 24.272 | 191.9 |
| 12 | **1'50.224** | | 28.822 | 26.429 | 30.892 | 24.081 | 191.4 |
| 13 | **1'49.235** | | 28.610 | 26.022 | 30.404 | 24.199 | 192.0 |
| 14 | 1'49.240 | * | 28.577 | 26.189 | 30.603* | 23.871 | 192.4 |
| 15 | 1'54.916 | * | 30.006 | 28.754 | 31.282 | 24.874* | 192.8 |

## 20th 44 Nicolas HERNANDE Red Bull MotoGP Roo COL

Runs=2 Total laps=15 Full laps=11

| Lap | Lap Time | | T1 | T2 | T3 | T4 | Speed |
|---|---|---|---|---|---|---|---|
| 1 | 2'19.854 | | 23.798 | 29.393 | 34.473 | 26.453 | 184.5 |
| 2 | **1'53.487** | | 30.560 | 26.908 | 31.306 | 24.713 | 191.5 |
| 3 | **1'51.958** | | 29.392 | 26.755 | 31.303 | 24.508 | 190.9 |
| 4 | **1'51.709** | | 29.240 | 26.386 | 31.483 | 24.600 | 190.1 |
| 5 | **1'51.237** | | 29.128 | 26.089 | 31.263 | 24.757 | 189.5 |
| 6 | **1'54.228** | | 30.198 | 26.689 | 31.925 | 25.416 | 187.2 |
| 7 | **1'51.379** | | 29.854 | 26.539 | 30.736 | 24.250 | 194.2 |
| 8 | 1'50.975 | * | 28.577 | 26.528 | 31.395 | 24.475* | 188.9 |
| 9 | **1'50.250** | | 28.724 | 26.116 | 31.160 | 24.250 | 188.6 |
| 10 | **1'49.853** | | 28.727 | 26.250 | 30.788 | 24.088 | 189.4 |
| 11 | **1'49.281** | | 28.873 | 25.710 | 30.678 | 24.020 | 189.8 |
| 12 | **1'49.628** | | 28.789 | 26.073 | 30.736 | 24.030 | 189.3 |
| 13 | **1'49.275** | | 28.655 | 25.895 | 30.579 | 24.146 | 190.7 |
| 14 | 1'51.498 | P | 28.824 | 26.026 | 35.508 | 21.140 | 186.5 |
| 15 | 1'45.500 | | 22.579 | 26.894 | 31.456 | 24.571 | 188.2 |

## 21st 31 Gerry SALIM Red Bull MotoGP Roo INA

Runs=3 Total laps=13 Full laps=8

| Lap | Lap Time | | T1 | T2 | T3 | T4 | Speed |
|---|---|---|---|---|---|---|---|
| 1 | 2'23.065 | | 23.568 | 28.452 | 32.829 | 25.179 | 190.8 |
| 2 | **1'52.042** | | 30.015 | 26.590 | 31.187 | 24.250 | 194.3 |
| 3 | 2'26.493 | P | 56.642 | 32.608 | 36.196 | 21.047 | 167.5 |
| 4 | 1'53.558 | | 25.558 | 29.226 | 33.342 | 25.432 | 179.0 |
| 5 | **1'52.913** | | 30.774 | 26.859 | 31.023 | 24.257 | 189.5 |
| 6 | **1'52.828** | | 28.743 | 27.967 | 31.708 | 24.410 | 186.9 |
| 7 | **1'50.491** | | 28.922 | 26.359 | 30.893 | 24.317 | 189.3 |
| 8 | **1'50.248** | | 28.684 | 26.419 | 30.886 | 24.259 | 186.5 |
| 9 | **1'49.692** | | 28.674 | 26.185 | 30.630 | 24.203 | 189.0 |
| 10 | 1'51.813 | P | 30.746 | 27.289 | 32.919 | 20.859 | 182.8 |
| 11 | 1'49.155 | | 25.597 | 26.693 | 31.444 | 25.421 | 187.1 |
| 12 | **1'51.401** | | 29.814 | 26.731 | 30.626 | 24.230 | 188.4 |
| 13 | **1'51.610** | | 29.980 | 27.221 | 30.494 | 23.915 | 190.7 |

## 22nd 66 Adrian HUERTAS Red Bull MotoGP Roo SPA

Runs=3 Total laps=14 Full laps=8

| Lap | Lap Time | | T1 | T2 | T3 | T4 | Speed |
|---|---|---|---|---|---|---|---|
| 1 | 2'44.243 | | 24.817 | 30.362 | 34.395 | 28.341 | 187.1 |
| 2 | **1'59.893** | | 32.645 | 28.286 | 32.211 | 26.751 | 189.8 |
| 3 | **1'57.821** | | 32.059 | 27.735 | 31.910 | 26.117 | 189.3 |
| 4 | 1'50.588 | P | 31.047 | 27.147 | 31.745 | 20.649 | 189.2 |
| 5 | 1'47.760 | | 22.347 | 28.001 | 31.755 | 25.657 | 188.6 |
| 6 | 1'55.361 | * | 30.434 | 27.291 | 32.339 | 25.297* | 190.3 |
| 7 | **1'52.616** | | 29.938 | 26.777 | 31.090 | 24.811 | 189.5 |
| 8 | **1'52.592** | | 29.905 | 26.851 | 31.007 | 24.829 | 189.8 |
| 9 | **1'52.194** | | 29.723 | 26.585 | 31.174 | 24.712 | 189.4 |
| 10 | 1'54.449 | P | 34.37* | 27.732 | 31.468 | 20.873 | 188.8 |
| 11 | 1'45.585 | * | 21.892 | 28.009 | 30.877 | 24.807* | 192.9 |
| 12 | **1'51.393** | | 29.608 | 26.379 | 30.849 | 24.557 | 190.8 |
| 13 | **1'51.412** | | 29.439 | 26.608 | 30.777 | 24.588 | 190.3 |
| 14 | **1'50.658** | | 29.199 | 26.306 | 30.816 | 24.337 | 190.3 |

| *Fastest Lap:* | Deniz ÖNCÜ | Red Bull MotoGP Roo | TUR | **1'46.932** | 27.972 | 25.423 | 30.040 | 23.497 |
|---|---|---|---|---|---|---|---|---|

DORNA DATA PROCESSING -TIMING SERVICE DORNA DATA PROCESSING TIMING SERVICE DORNA DATA PROCESSING TIMING SERVICE DORNA DATA PROCESSING TIMING SERVICE DORNA DATA PROCESSING TIMING SERVICE DORNA DATA PROCESSING TIMING SERVICE DORNA DATA PROCESSING TIMING SERVICE DORNA DATA PROCCEESSS

World Circuit Marco Si

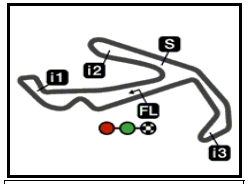


4226 m.

Results and timing service provided by TISSOT

# RookiesCup

## GRAN PREMIO OCTO DI SAN MARINO E DELLA RIVIERA DI RI

## Free Practice Nr. 1

## Best Partial Times

***IT*** *Ideal Lap Time, sum of the best partial times* ***BT*** *Best Lap Time*

| T1 | | | T2 | | T3 | | T4 | | | | | | | |
|---|---|---|---|---|---|---|---|---|---|---|---|---|---|---|
| Pos | Rider | Time | Rider | Time | Rider | Time | Rider | Time | Pos | Rider | IT | BT | |
| 1 | D.ÖNCÜ | 27.972 | C.ÖNCÜ | 25.354 | X.ARTIGAS | 29.950 | C.ÖNCÜ | 23.434 | 1 | **C.ÖNCÜ** | 1'46.832 | 1'46.972 | (2) |
| **2** | **C.ÖNCÜ** | **27.979** | **X.ARTIGAS** | **25.390** | **D.ÖNCÜ** | **29.957** | **Y.KUNII** | **23.463** | 2 | **D.ÖNCÜ** | 1'46.835 | 1'46.932 | (1) |
| 3 | C.TATAY | 28.003 | D.ÖNCÜ | 25.409 | R.YAMANAKA | 29.998 | D.ÖNCÜ | 23.497 | 3 | **X.ARTIGAS** | 1'47.081 | 1'47.344 | (3) |
| **4** | **S.GARCIA** | **28.045** | **S.KELLY** | **25.454** | **C.ÖNCÜ** | **30.065** | **R.YAMANAKA** | **23.555** | 4 | **R.YAMANAKA** | 1'47.245 | 1'47.424 | (4) |
| 5 | R.YAMANAKA | 28.060 | F.SALAC | 25.512 | F.SALAC | 30.072 | S.GARCIA | 23.561 | 5 | **S.GARCIA** | 1'47.262 | 1'47.429 | (5) |
| **6** | **Y.KUNII** | **28.116** | **S.GARCIA** | **25.530** | **M.KAWAKAMI** | **30.085** | **X.ARTIGAS** | **23.614** | 6 | **Y.KUNII** | 1'47.270 | 1'47.491 | (6) |
| 7 | X.ARTIGAS | 28.127 | M.KAWAKAMI | 25.540 | Y.KUNII | 30.088 | S.KELLY | 23.626 | 7 | **F.SALAC** | 1'47.428 | 1'47.526 | (7) |
| **8** | **D.JONES** | **28.148** | **S.JESPERSEN** | **25.548** | **S.GARCIA** | **30.126** | **F.SALAC** | **23.647** | 8 | **M.KAWAKAMI** | 1'47.598 | 1'47.913 | (13) |
| 9 | M.KAWAKAMI | 28.184 | P.PAAVILAINEN | 25.570 | P.PAAVILAINEN | 30.148 | D.JONES | 23.660 | 9 | **S.KELLY** | 1'47.668 | 1'47.716 | (8) |
| **10** | **F.SALAC** | **28.197** | **Y.KUNII** | **25.603** | **S.JESPERSEN** | **30.175** | **P.PAAVILAINEN** | **23.699** | 10 | **P.PAAVILAINE** | 1'47.679 | 1'47.864 | (10) |
| 11 | P.PAAVILAINEN | 28.262 | R.YAMANAKA | 25.632 | S.KELLY | 30.175 | S.JESPERSEN | 23.761 | 11 | **D.JONES** | 1'47.752 | 1'47.877 | (11) |
| **12** | **S.JESPERSEN** | **28.279** | **C.TATAY** | **25.659** | **P.ALFANO** | **30.197** | **C.TATAY** | **23.763** | 12 | **S.JESPERSEN** | 1'47.763 | 1'47.906 | (12) |
| 13 | A.CARRASCO | 28.335 | N.HERNANDEZ | 25.710 | D.JONES | 30.197 | M.KAWAKAMI | 23.789 | 12 | **C.TATAY** | 1'47.763 | 1'47.853 | (9) |
| **14** | **M.COOK** | **28.340** | **M.COOK** | **25.717** | **C.TATAY** | **30.338** | **M.COOK** | **23.837** | 14 | **M.COOK** | 1'48.236 | 1'48.794 | (14) |
| 15 | S.KELLY | 28.413 | D.JONES | 25.747 | M.COOK | 30.342 | S.DE VITS | 23.839 | 15 | **P.ALFANO** | 1'48.508 | 1'48.895 | (17) |
| **16** | **P.ALFANO** | **28.516** | **B.BALTUS** | **25.767** | **B.BALTUS** | **30.387** | **B.VAN EERDE** | **23.871** | 16 | **B.BALTUS** | 1'48.556 | 1'48.885 | (16) |
| 17 | B.BALTUS | 28.517 | P.ALFANO | 25.840 | B.VAN EERDE | 30.404 | B.BALTUS | 23.885 | 17 | **A.CARRASCO** | 1'48.688 | 1'48.919 | (18) |
| **18** | **S.DE VITS** | **28.567** | **S.DE VITS** | **25.872** | **A.CARRASCO** | **30.434** | **G.SALIM** | **23.915** | 18 | **S.DE VITS** | 1'48.718 | 1'48.851 | (15) |
| 19 | B.VAN EERDE | 28.577 | B.VAN EERDE | 25.892 | S.DE VITS | 30.440 | A.CARRASCO | 23.945 | 19 | **B.VAN EERDE** | 1'48.744 | 1'49.235 | (19) |
| **20** | **N.HERNANDEZ** | **28.577** | **A.CARRASCO** | **25.974** | **G.SALIM** | **30.494** | **P.ALFANO** | **23.955** | 20 | **N.HERNANDE** | 1'48.886 | 1'49.275 | (20) |
| 21 | G.SALIM | 28.674 | G.SALIM | 26.185 | N.HERNANDEZ | 30.579 | N.HERNANDEZ | 24.020 | 21 | **G.SALIM** | 1'49.268 | 1'49.692 | (21) |
| **22** | **A.HUERTAS** | **29.199** | **A.HUERTAS** | **26.306** | **A.HUERTAS** | **30.777** | **A.HUERTAS** | **24.337** | 22 | **A.HUERTAS** | 1'50.619 | 1'50.658 | (22) |

DORNA DATA PROCESSING .TIMING SERVICE DORNA DATA PROCESSING TIMING SERVICE DORNA DATA PROCESSING TIMING SERVICE DORNA DATA PROCESSING TIMING SERVICE DORNA DATA PROCESSING TIMING SERVICE DORNA DATA PROCESSING TIMING SERVICE DORNA DATA PROCESSING TIMING SERVICE DORNA DATA PROCCEESSS

World Circuit Marco Si

4226 m.

Results and timing service provided by TISSOT

# RookiesCup

## GRAN PREMIO OCTO DI SAN MARINO E DELLA RIVIERA DI RI

## Free Practice Nr. 1

## Fastest Laps Sequence

| Practice Time | | Rider | Nation | Motorcycle | Time | Km/h | Rider's Lap |
|---|---|---|---|---|---|---|---|
| **4'08.561** | 22 | **Peetu PAAVILAINEN** | FIN | KTM | **1'50.557** | 137.6 | 2 |
| **4'09.835** | 6 | **Ryusei YAMANAKA** | JPN | KTM | **1'50.383** | 137.8 | 2 |
| **5'58.526** | 6 | **Ryusei YAMANAKA** | JPN | KTM | **1'48.691** | 139.9 | 3 |
| **7'47.152** | 6 | **Ryusei YAMANAKA** | JPN | KTM | **1'48.626** | 140.0 | 4 |
| **9'38.538** | 83 | **Meikon KAWAKAMI** | BRA | KTM | **1'48.584** | 140.1 | 5 |
| **12'17.189** | 53 | **Deniz ÖNCÜ** | TUR | KTM | **1'48.296** | 140.4 | 6 |
| **13'12.958** | 6 | **Ryusei YAMANAKA** | JPN | KTM | **1'47.535** | 141.4 | 7 |
| **17'42.978** | 53 | **Deniz ÖNCÜ** | TUR | KTM | **1'47.500** | 141.5 | 9 |
| **19'31.353** | 61 | **Can ÖNCÜ** | TUR | KTM | **1'47.397** | 141.6 | 10 |
| **21'18.902** | 53 | **Deniz ÖNCÜ** | TUR | KTM | **1'46.932** | 142.2 | 11 |

DORNA DATA PROCESSING ,TIMING SERVICE DORNA DATA PROCESSING TIMING SERVICE DORNA DATA PROCESSING TIMING SERVICE DORNA DATA PROCESSING TIMING SERVICE DORNA DATA PROCESSING TIMING SERVICE DORNA DATA PROCESSING TIMING SERVICE DORNA DATA PROCESSING TIMING SERVICE DORNA DATA PROCCEESSS