

4226 m.

# Rookies Cup

## GP OCTO DI SAN MARINO E DELLA RIVIERA DI RIMINI

### Free Practice Nr. 2

#### Classification

**9**

	<b>Rider</b>	<b>Nation</b>	<b>Team</b>	<b>Motorcycle</b>	<b>Time</b>	<b>Lap Total</b>	<b>Gap</b>	<b>Top Speed</b>
1	<b>61 Can ÖNCÜ</b>	TUR	Red Bull MotoGP Rookies Cup	KTM	<b>1'46.385</b>	9 17		<b>194.6</b>
2	<b>99 Carlos TATAY</b>	SPA	Red Bull MotoGP Rookies Cup	KTM	<b>1'46.471</b>	14 17	0.086 0.086	<b>195.2</b>
3	<b>6 Ryusei YAMANAKA</b>	JPN	Red Bull MotoGP Rookies Cup	KTM	<b>1'46.498</b>	14 17	0.113 0.027	<b>193.7</b>
4	<b>24 Xavier ARTIGAS</b>	SPA	Red Bull MotoGP Rookies Cup	KTM	<b>1'46.518</b>	16 17	0.133 0.020	<b>196.9</b>
5	<b>53 Deniz ÖNCÜ</b>	TUR	Red Bull MotoGP Rookies Cup	KTM	<b>1'46.602</b>	11 17	0.217 0.084	<b>193.5</b>
6	<b>43 Steward GARCIA</b>	COL	Red Bull MotoGP Rookies Cup	KTM	<b>1'46.701</b>	14 15	0.316 0.099	<b>196.2</b>
7	<b>92 Yuki KUNII</b>	JPN	Red Bull MotoGP Rookies Cup	KTM	<b>1'46.782</b>	10 16	0.397 0.081	<b>192.8</b>
8	<b>5 Simon JESPERSEN</b>	DEN	Red Bull MotoGP Rookies Cup	KTM	<b>1'46.932</b>	14 17	0.547 0.150	<b>196.4</b>
9	<b>30 Max COOK</b>	GBR	Red Bull MotoGP Rookies Cup	KTM	<b>1'46.981</b>	14 15	0.596 0.049	<b>196.0</b>
10	<b>83 Meikon KAWAKAMI</b>	BRA	Red Bull MotoGP Rookies Cup	KTM	<b>1'46.992</b>	13 17	0.607 0.011	<b>192.6</b>
11	<b>28 Adrian CARRASCO</b>	SPA	Red Bull MotoGP Rookies Cup	KTM	<b>1'47.044</b>	16 17	0.659 0.052	<b>196.1</b>
12	<b>7 Barry BALTUS</b>	BEL	Red Bull MotoGP Rookies Cup	KTM	<b>1'47.052</b>	11 16	0.667 0.008	<b>190.9</b>
13	<b>40 Sean KELLY</b>	USA	Red Bull MotoGP Rookies Cup	KTM	<b>1'47.234</b>	13 17	0.849 0.182	<b>194.4</b>
14	<b>11 Dan JONES</b>	GBR	Red Bull MotoGP Rookies Cup	KTM	<b>1'47.342</b>	15 16	0.957 0.108	<b>196.0</b>
15	<b>3 Pasquale ALFANO</b>	ITA	Red Bull MotoGP Rookies Cup	KTM	<b>1'47.359</b>	14 16	0.974 0.017	<b>194.5</b>
16	<b>22 Peetu PAAVILAINEN</b>	FIN	Red Bull MotoGP Rookies Cup	KTM	<b>1'47.478</b>	12 16	1.093 0.119	<b>191.9</b>
17	<b>29 Billy VAN EERDE</b>	AUS	Red Bull MotoGP Rookies Cup	KTM	<b>1'47.566</b>	16 16	1.181 0.088	<b>198.1</b>
18	<b>12 Filip SALAC</b>	CZE	Red Bull MotoGP Rookies Cup	KTM	<b>1'47.751</b>	10 13	1.366 0.185	<b>192.9</b>
19	<b>19 Sasha DE VITS</b>	BEL	Red Bull MotoGP Rookies Cup	KTM	<b>1'47.911</b>	16 17	1.526 0.160	<b>192.9</b>
20	<b>44 Nicolas HERNANDEZ</b>	COL	Red Bull MotoGP Rookies Cup	KTM	<b>1'48.219</b>	6 15	1.834 0.308	<b>195.0</b>
21	<b>31 Gerry SALIM</b>	INA	Red Bull MotoGP Rookies Cup	KTM	<b>1'48.800</b>	8 9	2.415 0.581	<b>192.0</b>
22	<b>66 Adrian HUERTAS</b>	SPA	Red Bull MotoGP Rookies Cup	KTM	<b>1'48.966</b>	13 14	2.581 0.166	<b>193.8</b>

Practice condition: **Dry**  
Air: 24°  
Humidity: 74%  
Ground: 30°

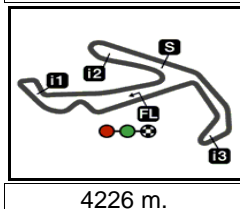
<b>Fastest Lap:</b>	Lap: 9	<b>Can ÖNCÜ</b>	<b>1'46.385</b>	143 Km/h
<b>Circuit Record Lap:</b>	2017	<b>Kazuki MASAKI</b>	<b>1'45.265</b>	144.5 Km/h
<b>Circuit Best Lap:</b>	2017	<b>Aleix VIU</b>	<b>1'45.023</b>	144.8 Km/h

The results are provisional until the end of the limit for protest and appeals.

Time limit for protest expires 30' after publication of the results - ..... Time: .....

DORNA DATA PROCESSING TIMING SERVICE DORNA DATA PROCESSING TIMING SERVICE DORNA DATA PROCESSING TIMING SERVICE DORNA DATA PROCESSING TIMING SERVICE DORNA DATA PROCESSING TIMING SERVICE DORNA DATA PROCESSING TIMING SERVICE DORNA DATA PROCESSING TIMING SERVICE DORNA DATA PROCESSING TIMING SERVICE DORNA DATA PROCCESSSS






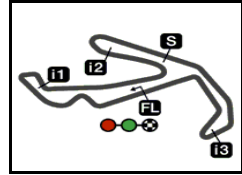
# GP OCTO DI SAN MARINO E DELLA RIVIERA DI RIMINI

## Rookies Cup

### Free Practice Nr. 2

### Top Speed & Average

	Rider	Nation	Motorcycle	Top 5 speeds					Average	Top
29	Billy VAN EERDE	AUS	KTM	198.1	197.1	196.1	196.0	195.9	196.6	198.1
24	Xavier ARTIGAS	SPA	KTM	196.9	196.6	196.6	196.6	195.4	196.4	196.9
5	Simon JESPERSEN	DEN	KTM	196.4	195.5	195.0	194.9	193.6	195.1	196.4
43	Steward GARCIA	COL	KTM	196.2	195.6	194.2	193.5	193.5	194.6	196.2
28	Adrian CARRASCO	SPA	KTM	196.1	195.9	195.3	194.0	193.8	195.0	196.1
30	Max COOK	GBR	KTM	196.0	194.3	193.9	193.5	193.4	194.2	196.0
11	Dan JONES	GBR	KTM	196.0	194.4	193.5	192.9	191.0	193.1	196.0
99	Carlos TATAY	SPA	KTM	195.2	195.1	194.8	193.2	192.7	194.2	195.2
44	Nicolas HERNANDEZ	COL	KTM	195.0	194.2	192.1	191.4	190.8	192.7	195.0
61	Can ÖNCÜ	TUR	KTM	194.6	194.0	193.0	192.1	192.0	193.1	194.6
3	Pasquale ALFANO	ITA	KTM	194.5	194.3	193.8	193.7	193.5	193.9	194.5
40	Sean KELLY	USA	KTM	194.4	193.9	193.7	193.4	193.3	193.7	194.4
66	Adrian HUERTAS	SPA	KTM	193.8	193.4	191.8	191.8	191.8	192.5	193.8
6	Ryusei YAMANAKA	JPN	KTM	193.7	193.2	193.2	193.0	192.9	193.2	193.7
53	Deniz ÖNCÜ	TUR	KTM	193.5	193.0	192.5	192.4	192.2	192.6	193.5
12	Filip SALAC	CZE	KTM	192.9	192.7	191.8	191.7	190.1	191.8	192.9
19	Sasha DE VITS	BEL	KTM	192.9	192.8	192.7	192.3	192.1	192.6	192.9
92	Yuki KUNII	JPN	KTM	192.8	192.4	192.2	192.0	191.8	192.2	192.8
83	Meikon KAWAKAMI	BRA	KTM	192.6	191.1	191.1	191.0	190.9	191.3	192.6
31	Gerry SALIM	INA	KTM	192.0	191.6	191.5	191.2	190.3	191.3	192.0
22	Peetu PAAVILAINEN	FIN	KTM	191.9	191.8	191.2	191.2	191.1	191.4	191.9
7	Barry BALTUS	BEL	KTM	190.9	190.6	190.2	190.0	189.7	190.3	190.9



4226 m.

# Rookies Cup

## GP OCTO DI SAN MARINO E DELLA RIVIERA DI RIMINI

### Free Practice Nr. 2

### Chronological Analysis of Performances

5

\* Lap / Sector time cancelled

T1 Time from finish line to 1st intermediate

T3 Time from 2nd intermed. to 3rd intermed.

P Crossing the finish line in pit lane

T2 Time from 1st intermed. to 2nd intermed.

T4 Time from 3rd intermediate to finish line

Lap	Lap Time	T1	T2	T3	T4	Speed	Lap	Lap Time	T1	T2	T3	T4	Speed	
<b>1st</b>	<b>61</b>	<b>Can ÖNCÜ</b> Red Bull MotoGP Roo TUR						5	<b>1'47.223</b>	28.028	25.531	30.162	23.502	191.1
		Runs=1	Total laps=17	Full laps=12			6	<b>1'47.659</b>	28.154	25.812	30.068	23.625	192.9	
1	2'22.864	19.602	26.246	30.793	23.880	185.7	7	<b>1'47.706</b>	28.445	25.649	30.138	23.474	190.2	
2	<b>1'47.536</b>	28.064	25.692	30.209	23.571	187.8	8	1'47.773 *	28.044	25.801 *	30.356	23.572	189.6	
3	<b>1'47.349</b>	27.971	25.620	30.214	23.544	187.2	9	<b>1'47.478</b>	27.986	25.836	30.157	23.499	191.5	
4	<b>1'47.480</b>	27.856	25.966	30.078	23.580	188.7	10	1'47.375 *	28.119	25.607	30.164	23.485 *	189.8	
5	<b>1'49.402</b>	<u>27.705</u>	25.326	32.675	23.696	171.0	11	<b>1'47.033</b>	27.930	25.539	30.128	23.436	189.5	
6	<b>1'46.673</b>	27.805	25.462	29.922	23.484	192.1	12	<b>1'52.400</b>	30.283	28.778	29.968	<u>23.371</u>	193.0	
7	<b>1'46.811</b>	28.127	25.434	29.798	23.452	193.0	13	<b>1'48.480</b>	28.553	25.497	30.265	24.165	193.2	
8	1'54.209 *	34.95 *	25.583	30.142 *	23.530	192.0	14	<u>1'46.498</u>	<u>27.841</u>	<u>25.402</u>	<u>29.820</u>	23.435	192.0	
9	<u>1'46.385</u>	27.841	<u>25.038</u>	29.946	23.560	<u>194.6</u>	15	1'50.370 *	28.098	28.377	30.192	23.703 *	193.2	
10	<b>1'46.837</b>	28.069	25.455	29.877	23.436	191.7	16	<b>1'47.362</b>	27.975	25.888	30.023	23.476	190.1	
11	<b>1'46.456</b>	27.788	25.421	29.852	<u>23.395</u>	190.8	17	1'47.042 *	28.017	25.495	30.088	23.442 *	191.0	
12	1'47.694 *	27.870	25.364	30.082	24.378 *	188.0								
13	1'49.334 *	28.841	25.740	30.121	24.632 *	194.0	<b>4th</b>	<b>24</b>	<b>Xavier ARTIGAS</b> Red Bull MotoGP Roo SPA					
14	1'55.253 *	35.47 *	25.832	29.831	24.119	190.9			Runs=1	Total laps=17	Full laps=15			
15	<b>1'47.409</b>	28.239	25.554	30.007	23.609	189.4	1	2'33.308	19.935	27.983	31.096	24.107	184.0	
16	<b>1'46.751</b>	27.850	25.531	<u>29.751</u>	23.619	191.2	2	<b>1'51.068</b>	29.113	26.766	31.163	24.026	188.4	
17	<b>1'47.068</b>	27.957	25.646	29.913	23.552	189.9	3	<b>1'47.957</b>	28.473	25.482	30.403	23.599	192.3	
							4	<b>1'48.072</b>	28.626	25.694	30.166	23.586	190.4	
<b>2nd</b>	<b>99</b>	<b>Carlos TATAY</b> Red Bull MotoGP Roo SPA						5	<b>1'47.562</b>	28.283	25.576	30.011	23.692	192.4
		Runs=1	Total laps=17	Full laps=16			6	1'50.886 *	30.87 *	25.822	30.268	23.922	190.8	
1	2'25.041	22.489	28.246	32.777	24.904	173.5	7	<b>1'48.380</b>	28.333	25.959	30.379	23.709	193.8	
2	<b>1'49.353</b>	28.506	26.276	30.452	24.119	190.2	8	<b>1'47.535</b>	28.288	25.686	30.043	23.518	194.4	
3	<b>1'48.793</b>	28.328	26.064	30.465	23.936	190.4	9	<b>1'48.405</b>	28.602	25.975	30.184	23.644	192.0	
4	<b>1'48.122</b>	28.243	25.760	30.268	23.851	191.5	10	<b>1'47.059</b>	28.304	25.390	29.839	23.526	196.6	
5	<b>1'47.493</b>	28.053	25.525	30.238	23.677	191.5	11	<b>1'49.491</b>	30.480	25.431	29.835	23.745	196.6	
6	<b>1'47.286</b>	28.161	25.455	30.093	23.577	191.6	12	<b>1'48.191</b>	28.349	25.642	30.426	23.774	193.8	
7	<b>1'47.158</b>	27.843	25.694	29.980	23.641	192.4	13	<b>1'46.986</b>	<u>28.134</u>	25.309	29.905	23.638	195.4	
8	<b>1'47.734</b>	28.384	25.596	30.146	23.608	194.8	14	<b>1'47.204</b>	28.279	25.249	30.024	23.652	193.7	
9	<b>1'46.989</b>	28.051	25.382	30.022	23.534	191.9	15	<b>1'49.027</b>	28.371	25.700	31.078	23.878	194.3	
10	<b>1'46.932</b>	27.914	25.418	30.029	23.571	192.0	16	<u>1'46.518</u>	28.173	<u>25.101</u>	<u>29.809</u>	<u>23.435</u>	<u>196.9</u>	
11	<b>1'50.168</b>	<u>27.826</u>	28.020	30.426	23.896	192.6	17	<b>1'46.749</b>	28.232	25.121	29.925	23.471	196.6	
12	<b>1'47.542</b>	28.084	25.491	30.161	23.806	193.2								
13	<b>1'46.937</b>	27.885	25.475	30.022	23.555	<u>195.2</u>	<b>5th</b>	<b>53</b>	<b>Deniz ÖNCÜ</b> Red Bull MotoGP Roo TUR					
14	<u>1'46.471</u>	27.841	<u>25.327</u>	<u>29.880</u>	<u>23.423</u>	195.1			Runs=2	Total laps=17	Full laps=13			
15	<b>1'49.061</b>	28.377	26.151	30.799	23.734	189.5	1	2'27.261	19.297	26.219	31.225	23.843	178.3	
16	<b>1'46.839</b>	27.871	25.464	29.940	23.564	192.0	2	<b>1'47.616</b>	28.283	25.611	30.160	23.562	191.4	
17	<b>1'46.871</b>	27.954	25.480	29.978	23.459	192.7	3	1'40.958 P	28.090	26.312	30.339	16.217	188.7	
							4	1'39.001	19.165	25.789	30.356	23.691	188.8	
<b>3rd</b>	<b>6</b>	<b>Ryusei YAMANAKA</b> Red Bull MotoGP Roo JPN						5	<b>1'47.390</b>	28.179	25.653	30.034	23.524	190.2
		Runs=1	Total laps=17	Full laps=12			6	<b>1'47.147</b>	28.020	25.487	30.133	23.507	189.7	
1	2'14.691	21.215	27.752	31.448	24.105	187.2	7	<b>1'46.844</b>	28.079	25.361	29.960	23.444	190.9	
2	<b>1'48.239</b>	28.416	25.801	30.092	23.930	192.8	8	<b>1'46.891</b>	28.079	25.364	29.957	23.491	191.3	
3	<b>1'49.362</b>	29.132	25.925	30.612	23.693	<u>193.7</u>	9	<b>1'46.729</b>	28.007	25.451	29.819	23.452	192.0	
4	<b>1'53.434</b>	30.539	29.392	29.980	23.523	192.4	10	1'46.657 *	28.101	25.275	29.860	23.421 *	192.1	

**Fastest Lap:** Can ÖNCÜ

Red Bull MotoGP Roo TUR

**1'46.385**

27.841

25.038

29.946 23.560

DORNA DATA PROCESSING TIMING SERVICE DORNA DATA PROCESSING TIMING SERVICE DORNA DATA PROCESSING TIMING SERVICE DORNA DATA PROCESSING TIMING SERVICE DORNA DATA PROCESSING TIMING SERVICE DORNA DATA PROCESSING TIMING SERVICE DORNA DATA PROCESSING TIMING SERVICE DORNA DATA PROCCEESSS

### Free Practice Nr. 2

### RookiesCup

Lap	Lap Time	T1	T2	T3	T4	Speed	Lap	Lap Time	T1	T2	T3	T4	Speed
11	1'46.602	27.894	25.412	29.853	23.443	192.2	9	1'47.389	28.052	25.619	29.904	23.814	192.5
12	1'46.772	28.129	25.426	29.790	23.427	192.4	10	1'47.297	28.260	25.388	29.982	23.667	192.8
13	1'46.670	27.873	25.420	29.918	23.459	192.5	11	1'46.885 *	27.939	25.444	29.895	23.607*	193.6
14	1'50.378	28.195	26.758	31.625	23.800	168.9	12	1'47.060	27.870	25.587	29.893	23.710	192.2
15	1'46.979	28.080	25.316	29.985	23.598	192.2	13	1'50.551 *	29.457	26.126*	31.252	23.716*	190.4
16	1'46.602	28.105	25.241	29.818	23.438	193.5	14	1'46.932	27.974	25.467	29.869	23.622	192.4
17	1'46.652	27.986	25.212	29.906	23.548	193.0	15	1'48.554	28.155	25.871	30.753	23.775	190.4
							16	1'47.312	28.090	25.724	29.940	23.558	193.2
							17	1'53.018	29.165	29.994	30.016	23.843	192.3

**6th 43 Steward GARCIA** Red Bull MotoGP Roo COL  
Runs=2 Total laps=15 Full laps=11

1	2'33.654	21.563	27.347	31.060	23.959	189.8
2	1'50.916	29.070	26.638	31.178	24.030	186.8
3	1'47.968	28.532	25.596	30.282	23.558	192.5
4	1'48.167	28.602	25.698	30.265	23.602	193.5
5	1'47.398	28.217	25.605	30.063	23.513	192.3
6	1'50.892	29.364	27.531	30.271	23.726	191.0
7	1'47.823 *	28.381	25.555	30.303	23.584*	189.3
8	1'47.794	28.138	25.710	30.353	23.593	188.3
9	1'49.033	28.775	26.338	30.195	23.725	195.6
10	1'47.149	28.306	25.340	30.014	23.489	196.2
11	1'46.255 P	28.104	25.626	30.193	22.332	190.9
12	1'40.053	20.353	25.956	30.059	23.685	194.2
13	1'47.699	28.088	25.675	30.522	23.414	193.5
14	1'46.701	28.006	25.236	29.948	23.511	190.7
15	1'47.405	28.148	25.578	30.085	23.594	190.9

**7th 92 Yuki KUNII** Red Bull MotoGP Roo JPN  
Runs=1 Total laps=17 Full laps=7

1	2'16.149	21.004	27.310	31.243	24.260	186.5
2	1'48.570	28.464	26.049	30.320	23.737	192.2
3	1'48.582 *	28.537	25.734	30.137	24.174*	191.4
4	1'48.505 *	28.467	26.106*	30.235	23.697*	188.2
5	1'47.987 *	28.063	25.770	30.217	23.937*	190.5
6	1'54.108	29.115	29.397	31.711	23.885	185.1
7	1'47.119	27.869	25.660	30.090	23.500	189.7
8	1'49.607 *	27.979	27.561*	30.287	23.780	188.6
9	1'47.646	28.070	25.911	30.003	23.662	192.4
10	1'46.782	27.902	25.615	29.862	23.403	191.4
11	1'47.377 *	27.788	26.192*	29.898	23.499	192.0
12	1'47.272 *	27.660	25.462	30.021	24.129*	192.8
13	1'50.448	29.469	26.603	30.719	23.657	189.4
14	1'46.583 *	27.765	25.504*	29.932	23.382	191.8
15	1'48.553 *	27.777	26.655*	30.441	23.680	188.7
16	1'47.426	27.919	25.543	30.297	23.667	191.2
	PIT	30.423	30.250	35.317	20.690	164.2

**8th 5 Simon JESPERSEN** Red Bull MotoGP Roo DEN  
Runs=1 Total laps=17 Full laps=13

1	2'14.908	20.952	27.576	31.481	24.076	188.3
2	1'48.233	28.534	25.698	30.160	23.841	191.6
3	1'49.389	29.088	25.854	30.715	23.732	194.9
4	1'50.303	28.671	27.297	30.434	23.901	196.4
5	1'48.196	28.334	25.552	30.502	23.808	195.5
6	1'53.754 *	28.896	25.840	35.246	23.772*	127.6
7	1'47.965	28.059	25.690	29.927	24.289	193.0
8	1'48.632	28.576	25.982	30.390	23.684	195.0

**9th 30 Max COOK** Red Bull MotoGP Roo GBR  
Runs=2 Total laps=15 Full laps=9

1	2'15.691	21.319	27.706	31.944	24.438	186.4
2	1'49.469	28.769	25.968	30.795	23.937	193.4
3	1'48.683	28.607	25.842	30.417	23.817	194.3
4	1'48.754	28.861	25.657	30.518	23.718	196.0
5	1'48.241	28.443	25.606	30.393	23.799	193.9
6	1'44.214 P	28.937	26.525	30.490	18.262	186.2
7	1'42.723	22.419	26.008	30.442	23.854	189.9
8	1'47.917	28.312	25.739	30.256	23.610	189.6
9	1'47.840	28.173	25.676	30.325	23.666	189.4
10	1'48.518 *	28.203	26.029	30.383	23.903*	191.4
11	1'47.918 *	28.170	25.693	30.280	23.775*	189.3
12	1'47.736	28.032	25.700	30.273	23.731	188.9
13	1'51.304 *	28.323	28.594	30.652*	23.735*	191.5
14	1'46.981	27.898	25.677	29.885	23.521	193.5
15	1'55.686	30.685	31.105	30.196	23.700	190.6

**10th 83 Meikon KAWAKAMI** Red Bull MotoGP Roo BRA  
Runs=1 Total laps=17 Full laps=14

1	2'17.400	21.642	27.453	31.655	24.511	189.2
2	1'48.640	28.671	25.906	30.299	23.764	190.9
3	1'48.070	28.530	25.569	30.380	23.591	190.9
4	1'48.082	28.382	25.778	30.271	23.651	191.0
5	1'48.423	28.425	25.695	30.356	23.947	191.1
6	1'53.405	28.537	26.582	34.479	23.807	170.4
7	1'48.686 *	28.296	25.682	30.195	24.513*	190.7
8	1'49.501	29.686	25.806	30.266	23.743	191.1
9	1'47.990	28.358	25.559	30.349	23.724	192.6
10	1'47.475	28.287	25.559	30.045	23.584	189.8
11	1'49.860	28.220	27.477	30.347	23.816	190.1
12	1'47.589	28.252	25.705	30.030	23.602	189.3
13	1'46.992	27.972	25.413	30.007	23.600	189.6
14	1'52.979	29.613	25.864	33.783	23.719	147.2
15	1'47.236 *	28.173	25.477	30.015	23.571*	189.4
16	1'47.117	28.032	25.517	29.916	23.652	190.5
17	1'47.039	27.955	25.641	30.004	23.439	190.7

**11th 28 Adrian CARRASCO** Red Bull MotoGP Roo SPA  
Runs=1 Total laps=17 Full laps=14

1	2'33.450	23.718	26.750	30.861	23.874	191.0
2	1'50.290	29.086	26.216	30.954	24.034	190.5
3	1'48.503	28.708	25.809	30.331	23.655	189.4
4	1'47.585	28.124	25.737	30.178	23.546	190.1
5	1'49.923 *	30.72*	25.655	30.007	23.535	194.0
6	1'49.296	29.313	26.029	30.417	23.537	193.6

**Fastest Lap:** Can ÖNCÜ Red Bull MotoGP Roo TUR 1'46.385 27.841 25.038 29.946 23.560

DORNA DATA PROCESSING TIMING SERVICE DORNA DATA PROCESSING TIMING SERVICE DORNA DATA PROCESSING TIMING SERVICE DORNA DATA PROCESSING TIMING SERVICE DORNA DATA PROCESSING TIMING SERVICE DORNA DATA PROCESSING TIMING SERVICE DORNA DATA PROCESSING TIMING SERVICE DORNA DATA PROCCESSS





# Free Practice Nr. 2

# RookiesCup

Lap	Lap Time	T1	T2	T3	T4	Speed	Lap	Lap Time	T1	T2	T3	T4	Speed
7	<b>1'48.260</b>	28.474	25.862	30.336	23.588	193.3	4	<b>1'49.222</b>	28.382	26.841	30.121	23.878	191.0
8	<b>1'47.579</b>	28.370	25.645	30.087	23.477	195.3	5	<b>1'48.362</b>	28.269	<b>25.490</b>	30.605	23.998	<b>196.0</b>
9	1'47.884 *	28.357	25.834*	30.091	23.602	191.2	6	<b>1'49.392</b>	28.529	27.033	30.097	23.733	192.9
10	<b>1'48.341</b>	28.015	25.777	30.390	24.159	191.4	7	<b>1'52.238</b>	28.914	25.937	32.869	24.518	186.7
11	<b>1'47.400</b>	28.341	25.539	29.904	23.616	193.4	8	<b>1'51.071</b>	28.807	25.782	32.851	23.631	154.1
12	<b>1'48.902</b>	28.847	26.019	30.398	23.638	189.7	9	<b>1'47.775</b>	28.384	25.569	30.068	23.754	190.7
13	<b>1'47.584</b>	28.126	25.640	30.316	23.502	189.7	10	1'40.455 P	28.154	<b>25.676</b>	<b>29.981</b>	<b>16.644</b>	<b>191.0</b>
14	<b>1'47.168</b>	28.319	<b>25.337</b>	29.925	23.587	193.8	11	1'47.784 *	23.283	29.600*	31.098	23.803	187.9
15	<b>1'47.922</b>	28.040	25.725	30.336	23.821	186.0	12	<b>1'48.551</b>	28.559	25.908	30.237	23.847	188.6
16	<b>1'47.044</b>	<b>27.895</b>	25.599	30.039	23.511	<b>196.1</b>	13	<b>1'47.648</b>	28.108	25.826	30.084	23.630	188.4
17	<b>1'47.392</b>	28.490	25.562	<b>29.903</b>	<b>23.437</b>	195.9	14	<b>1'49.348</b>	29.409	26.030	30.204	23.705	189.8
							15	<b>1'47.342</b>	<b>27.951</b>	25.600	30.080	23.711	194.4
							16	<b>1'47.690</b>	28.211	25.638	30.230	<b>23.611</b>	188.7

**12th 7 Barry BALTUS** Red Bull MotoGP Roo BEL  
Runs=2 Total laps=16 Full laps=9

1	2'12.945	20.594	26.908	31.490	24.147	185.6
2	<b>1'49.644</b>	28.735	26.170	30.723	24.016	189.1
3	<b>1'49.069</b>	28.619	26.069	30.454	23.927	187.4
4	1'52.099 *	31.341	26.616	30.404	23.738*	188.4
5	<b>1'48.110</b>	28.234	25.716	30.385	23.775	189.2
6	<b>1'50.085</b>	28.436	27.519	30.469	23.661	189.7
7	1'48.542 *	28.424	25.878	30.471*	23.769	<b>190.9</b>
8	1'50.359 *	30.15*	26.167	30.303	23.737	188.4
9	<b>1'48.119</b>	28.351	25.723	30.458	23.587	188.5
10	<b>1'47.271</b>	28.208	<b>25.498</b>	<b>30.061</b>	<b>23.504</b>	190.6
11	<b>1'47.052</b>	<b>27.874</b>	25.543	30.111	23.524	190.0
12	<b>1'47.720</b>	27.889	25.856	30.458	23.517	189.3
13	2'14.696 P	41.900	36.972	35.113	20.711	165.7
14	1'40.359 *	19.636	26.124	30.676	23.923*	188.2
15	<b>1'47.881</b>	28.154	25.666	30.367	23.694	188.8
16	1'53.184 *	29.62*	29.478	30.352	23.729	190.2

**13th 40 Sean KELLY** Red Bull MotoGP Roo USA  
Runs=1 Total laps=17 Full laps=16

1	2'34.141	24.571	27.128	31.158	24.123	191.0
2	<b>1'49.594</b>	28.892	25.833	30.673	24.196	188.7
3	<b>1'49.482</b>	29.605	25.652	30.346	23.879	192.3
4	<b>1'47.684</b>	28.444	25.438	30.144	23.658	193.4
5	<b>1'47.744</b>	28.436	25.496	30.191	23.621	191.9
6	<b>1'50.878</b>	30.506	26.180	30.399	23.793	193.7
7	<b>1'47.971</b>	28.389	25.611	30.418	23.553	190.3
8	<b>1'47.907</b>	28.340	25.547	30.382	23.638	192.7
9	<b>1'48.102</b>	28.327	25.809	30.219	23.747	<b>194.4</b>
10	<b>1'47.240</b>	28.207	25.387	30.105	23.541	192.8
11	<b>1'49.170</b>	29.344	25.768	30.315	23.743	190.9
12	<b>1'48.230</b>	28.410	25.521	30.562	23.737	191.5
13	<b>1'47.234</b>	28.284	25.428	<b>30.009</b>	<b>23.513</b>	191.9
14	<b>1'47.443</b>	28.301	25.450	30.095	23.597	193.9
15	<b>1'48.554</b>	<b>28.131</b>	25.434	31.072	23.917	192.8
16	<b>1'47.243</b>	28.200	<b>25.281</b>	30.068	23.694	193.3
17	<b>1'47.446</b>	28.240	25.393	30.187	23.626	191.9

**14th 11 Dan JONES** Red Bull MotoGP Roo GBR  
Runs=2 Total laps=16 Full laps=13

1	2'17.261	21.472	27.585	31.575	24.551	189.8
2	<b>1'48.660</b>	28.561	25.942	30.331	23.826	189.2
3	<b>1'48.070</b>	28.423	25.917	<b>29.967</b>	23.763	193.5

**15th 3 Pasquale ALFANO** Red Bull MotoGP Roo ITA  
Runs=1 Total laps=17 Full laps=14

1	2'12.762	21.639	27.282	31.309	24.099	189.5
2	<b>1'50.037</b>	29.211	26.079	30.665	24.082	193.5
3	<b>1'50.433</b>	29.158	26.133	30.874	24.268	193.8
4	<b>1'49.198</b>	28.802	26.101	30.560	23.735	<b>194.5</b>
5	<b>1'48.225</b>	28.464	25.596	30.372	23.793	194.3
6	<b>1'49.892</b>	28.959	26.311	30.676	23.946	186.9
7	<b>1'49.649</b>	29.566	25.946	30.416	23.721	190.0
8	1'53.747 *	33.15*	26.127	30.661	23.800	189.7
9	<b>1'48.371</b>	28.516	25.934	30.159	23.762	193.5
10	<b>1'48.292</b>	28.391	25.809	30.315	23.777	190.8
11	<b>1'59.731</b>	28.561	28.227			184.6
12	<b>1'48.019</b>	28.525	25.655	30.156	23.683	192.1
13	<b>1'47.477</b>	28.300	25.599	<b>30.022</b>	23.556	192.4
14	<b>1'47.359</b>	28.303	<b>25.477</b>	30.024	<b>23.555</b>	192.0
15	<b>1'48.322</b>	<b>28.163</b>	25.539	30.588	24.032	193.7
16	<b>1'47.482</b>	28.320	25.479	30.031	23.652	192.9
	<b>PIT</b>	32.248	27.053	31.320	17.816	189.8

**16th 22 Peetu PAAVILAINE** Red Bull MotoGP Roo FIN  
Runs=2 Total laps=16 Full laps=12

1	2'11.823	20.530	27.029	31.208	24.231	188.3
2	<b>1'50.309</b>	29.238	26.097	30.840	24.134	188.5
3	<b>1'49.265</b>	28.744	26.004	30.566	23.951	188.8
4	<b>1'48.687</b>	28.462	25.953	30.472	23.800	189.4
5	1'43.339 P	28.516	25.930	30.365	18.528	190.4
6	1'41.981	20.706	26.444	30.790	24.041	188.9
7	<b>1'48.776</b>	28.479	25.934	30.468	23.895	189.9
8	<b>1'48.318</b>	28.448	25.722	30.342	23.806	191.2
9	<b>1'48.311</b>	28.528	25.718	30.242	23.823	190.4
10	1'48.115 *	28.405	25.750	30.212	23.748*	190.4
11	<b>1'48.257</b>	28.464	25.817	30.214	23.762	190.7
12	<b>1'47.478</b>	<b>27.986</b>	<b>25.538</b>	30.249	<b>23.705</b>	191.8
13	<b>1'47.703</b>	28.214	25.550	30.152	23.787	<b>191.9</b>
14	<b>1'48.444</b>	28.331	25.620	<b>30.072</b>	24.421	191.1
15	<b>1'48.282</b>	28.458	25.763	30.192	23.869	191.2
16	<b>1'48.241</b>	28.374	25.697	30.325	23.845	190.3

**17th 29 Billy VAN EERDE** Red Bull MotoGP Roo AUS  
Runs=1 Total laps=17 Full laps=9

1	2'15.364	21.041	27.423	31.533	24.300	193.2
---	----------	--------	--------	--------	--------	-------

**Fastest Lap:** Can ÖNCÜ Red Bull MotoGP Roo TUR **1'46.385** 27.841 25.038 29.946 23.560

DORNA DATA PROCESSING TIMING SERVICE DORNA DATA PROCESSING TIMING SERVICE DORNA DATA PROCESSING TIMING SERVICE DORNA DATA PROCESSING TIMING SERVICE DORNA DATA PROCESSING TIMING SERVICE DORNA DATA PROCESSING TIMING SERVICE DORNA DATA PROCESSING TIMING SERVICE DORNA DATA PROCESSING TIMING SERVICE DORNA DATA PROCESSING TIMING SERVICE DORNA DATA PROCESSING TIMING SERVICE DORNA DATA PROCCEESSS



## Free Practice Nr. 2

## RookiesCup

Lap	Lap Time	T1	T2	T3	T4	Speed	Lap	Lap Time	T1	T2	T3	T4	Speed
2	1'49.258	28.805	26.122	30.381	23.950	192.7	2	1'50.966	29.491	26.507	30.892	24.076	188.0
3	1'49.055 *	28.851	25.978*	30.312	23.914	195.0	3	1'49.707	28.657	26.320	31.121	23.609	190.2
4	1'48.389 *	28.570	25.741	30.320	23.758*	196.0	4	1'48.505	28.534	25.887	30.504	23.580	192.1
5	1'48.313 *	28.358	25.925	30.253	23.777*	194.3	5	1'49.187	28.543	25.746	30.383	24.515	189.1
6	1'50.107	29.036	26.721	30.312	24.038	191.8	6	1'48.219	28.122	25.723	30.624	23.750	187.4
7	1'49.574	29.296	25.881	30.337	24.060	192.9	7	1'48.475 *	28.224	25.886	30.550	23.815*	187.8
8	1'51.920	29.934	27.212	30.861	23.913	198.1	8	1'48.905	28.458	26.081	30.443	23.923	188.0
9	1'47.910	28.399	25.433	30.205	23.873	195.9	9	1'48.461	28.375	25.880	30.329	23.877	188.1
10	1'48.445	28.316	25.902	30.417	23.810	195.3	10	1'47.519 *	28.075	25.639	30.204	23.601*	190.8
11	1'48.189 *	28.364	25.868	30.175	23.782*	194.3	11	1'50.019	28.189	27.719	30.444	23.667	190.4
12	1'47.817	28.151	25.859	30.116	23.691	194.0	12	1'48.457 *	28.195	25.891	30.536	23.835*	195.0
13	1'48.502	28.439	25.844	30.280	23.939	194.5	13	1'48.241	28.814	25.485	30.129	23.813	191.4
14	1'48.156 *	28.341	25.891	30.062	23.862*	193.7	14	1'47.744 *	28.150	25.770*	30.234	23.590	194.2
15	1'53.493 *	33.491*	25.709	30.173	24.112	197.1	15	1'49.786 *	28.010	25.492	32.543	23.741*	189.1
16	1'47.566	28.462	25.510	29.892	23.702	196.1	PIT		28.310	26.988	33.335	20.214	178.7
PIT		30.560	28.317	33.114	19.803	190.0							

18th	12	Filip SALAC	Red Bull MotoGP Roo CZE	Runs=2	Total laps=13	Full laps=9
1	2'34.524	22.966	27.647	31.554	24.161	184.6
2	1'49.750	28.635	26.317	30.701	24.097	187.4
3	1'48.821	28.382	25.923	30.487	24.029	188.7
4	1'48.351	28.394	26.071	30.231	23.655	188.0
5	1'43.830 P	28.363	25.970	30.616	18.881	184.8
6	1'45.335 *	21.439	27.701	31.585	24.610*	185.9
7	1'50.206	29.332	26.193	30.583	24.098	188.5
8	1'49.419 *	28.633	25.936	30.786	24.064*	189.0
9	1'49.291	28.647	26.466	30.182	23.996	191.8
10	1'47.751	28.299	25.710	30.092	23.650	192.7
11	1'48.069	28.312	25.773	30.103	23.881	190.1
12	1'47.984	28.392	25.699	30.059	23.834	191.7
13	1'48.432	28.882	25.549	30.075	23.926	192.9

19th	19	Sasha DE VITS	Red Bull MotoGP Roo BEL	Runs=1	Total laps=17	Full laps=16
1	2'12.535	21.237	26.604	31.008	24.119	187.4
2	1'50.175	28.922	26.217	30.836	24.200	191.5
3	1'48.970	28.837	25.994	30.447	23.692	192.3
4	1'48.790	28.551	26.013	30.440	23.786	189.1
5	1'49.645	28.453	27.010	30.399	23.783	190.2
6	1'51.361	28.952	28.207	30.248	23.954	191.1
7	1'49.041	28.756	26.104	30.328	23.853	192.9
8	1'50.807	28.575	27.964	30.485	23.783	190.2
9	1'48.796	28.529	25.795	30.528	23.944	192.7
10	1'48.336	28.622	25.880	30.101	23.733	191.2
11	1'48.668	28.535	25.979	30.198	23.956	191.2
12	1'48.363	28.563	25.944	30.127	23.729	192.1
13	1'48.901	28.688	25.945	30.335	23.933	190.7
14	1'49.612	28.853	26.173	30.503	24.083	188.7
15	1'48.649	28.970	25.866	30.128	23.685	192.8
16	1'47.911	28.186	25.727	30.184	23.814	191.2
17	1'48.464	28.379	25.750	30.412	23.923	189.2

20th	44	Nicolas HERNANDE	Red Bull MotoGP Roo COL	Runs=1	Total laps=16	Full laps=9
1	2'11.453	22.723	27.274	31.771	24.523	183.9

21st	31	Gerry SALIM	Red Bull MotoGP Roo INA	Runs=2	Total laps=9	Full laps=6
1	2'17.652	21.323	28.393	31.640	25.065	191.5
2	1'53.530 P	29.204	26.101	30.531	27.694	190.3
3	1'57.447	26.152	31.128	33.976	26.191	185.1
4	1'54.133	30.680	26.863	31.529	25.061	187.1
5	1'51.435	29.352	26.431	30.842	24.810	188.2
6	1'54.864	28.956	26.431	34.006	25.471	178.9
7	1'50.136	29.242	26.217	30.590	24.087	191.6
8	1'48.800	28.417	26.058	30.261	24.064	191.2
9	1'48.815	28.522	25.988	30.241	24.064	192.0

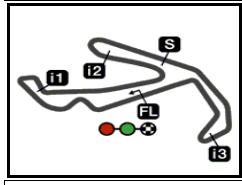
22nd	66	Adrian HUERTAS	Red Bull MotoGP Roo SPA	Runs=3	Total laps=14	Full laps=7
1	2'09.538 P	21.092	27.573	31.752	21.499	191.3
2	1'45.416	21.857	27.128	31.420	25.011	187.8
3	1'52.503	29.649	26.795	31.264	24.795	188.5
4	1'51.465	29.363	26.569	31.001	24.532	188.8
5	1'51.329	29.259	26.408	31.177	24.485	187.7
6	1'57.094 *	33.057	28.813	30.658	24.566*	193.8
7	1'52.673	31.054	26.819	30.557	24.243	193.4
8	1'50.614 *	29.558	26.397	30.500	24.159*	191.8
9	1'42.891 P	28.892	25.940	30.395	17.664	191.8
10	1'42.336	20.860	26.527	30.787	24.162	191.0
11	1'49.689	28.970	26.133	30.467	24.119	191.3
12	1'49.149 *	28.839	25.927	30.339	24.044*	191.8
13	1'48.966	28.748	25.875	30.319	24.024	191.7
14	1'49.487	28.822	25.935	30.474	24.256	191.0

Fastest Lap: Can ÖNCÜ

Red Bull MotoGP Roo TUR 1'46.385 27.841 25.038 29.946 23.560

DORNA DATA PROCESSING TIMING SERVICE DORNA DATA PROCESSING TIMING SERVICE DORNA DATA PROCESSING TIMING SERVICE DORNA DATA PROCESSING TIMING SERVICE DORNA DATA PROCESSING TIMING SERVICE DORNA DATA PROCESSING TIMING SERVICE DORNA DATA PROCESSING TIMING SERVICE DORNA DATA PROCESSESS






4226 m.

# Rookies Cup

## GP OCTO DI SAN MARINO E DELLA RIVIERA DI RIMINI

### Free Practice Nr. 2

### Combined Free Practice Times

 <i>Rider</i>	<i>Nation</i>	<i>Team</i>	<i>MOTORCYCLE</i>	<i>FP1</i>	<i>FP2</i>	<i>Gap</i>
<b>1</b> 61 <b>C.ÖNCÜ</b>	TUR	Red Bull MotoGP Rookies Cup	KTM	1'46.972 14	<b>1'46.385</b> 9	
<b>2</b> 99 <b>C.TATAY</b>	SPA	Red Bull MotoGP Rookies Cup	KTM	1'47.853 14	<b>1'46.471</b> 14	0.086 0.086
<b>3</b> 6 <b>R.YAMANAKA</b>	JPN	Red Bull MotoGP Rookies Cup	KTM	1'47.424 11	<b>1'46.498</b> 14	0.113 0.027
<b>4</b> 24 <b>X.ARTIGAS</b>	SPA	Red Bull MotoGP Rookies Cup	KTM	1'47.344 14	<b>1'46.518</b> 16	0.133 0.020
<b>5</b> 53 <b>D.ÖNCÜ</b>	TUR	Red Bull MotoGP Rookies Cup	KTM	1'46.932 11	<b>1'46.602</b> 11	0.217 0.084
<b>6</b> 43 <b>S.GARCIA</b>	COL	Red Bull MotoGP Rookies Cup	KTM	1'47.429 14	<b>1'46.701</b> 14	0.316 0.099
<b>7</b> 92 <b>Y.KUNII</b>	JPN	Red Bull MotoGP Rookies Cup	KTM	1'47.491 15	<b>1'46.782</b> 10	0.397 0.081
<b>8</b> 5 <b>S.JESPERSEN</b>	DEN	Red Bull MotoGP Rookies Cup	KTM	1'47.906 15	<b>1'46.932</b> 14	0.547 0.150
<b>9</b> 30 <b>M.COOK</b>	GBR	Red Bull MotoGP Rookies Cup	KTM	1'48.794 16	<b>1'46.981</b> 14	0.596 0.049
<b>10</b> 83 <b>M.KAWAKAMI</b>	BRA	Red Bull MotoGP Rookies Cup	KTM	1'47.913 9	<b>1'46.992</b> 13	0.607 0.011
<b>11</b> 28 <b>A.CARRASCO</b>	SPA	Red Bull MotoGP Rookies Cup	KTM	1'48.919 7	<b>1'47.044</b> 16	0.659 0.052
<b>12</b> 7 <b>B.BALTUS</b>	BEL	Red Bull MotoGP Rookies Cup	KTM	1'48.885 15	<b>1'47.052</b> 11	0.667 0.008
<b>13</b> 40 <b>S.KELLY</b>	USA	Red Bull MotoGP Rookies Cup	KTM	1'47.716 14	<b>1'47.234</b> 13	0.849 0.182
<b>14</b> 11 <b>D.JONES</b>	GBR	Red Bull MotoGP Rookies Cup	KTM	1'47.877 15	<b>1'47.342</b> 15	0.957 0.108
<b>15</b> 3 <b>P.ALFANO</b>	ITA	Red Bull MotoGP Rookies Cup	KTM	1'48.895 10	<b>1'47.359</b> 14	0.974 0.017
<b>16</b> 22 <b>P.PAAVILAINEN</b>	FIN	Red Bull MotoGP Rookies Cup	KTM	1'47.864 10	<b>1'47.478</b> 12	1.093 0.119
<b>17</b> 12 <b>F.SALAC</b>	CZE	Red Bull MotoGP Rookies Cup	KTM	<b>1'47.526</b> 15	1'47.751 10	1.141 0.048
<b>18</b> 29 <b>B.VAN EERDE</b>	AUS	Red Bull MotoGP Rookies Cup	KTM	1'49.235 13	<b>1'47.566</b> 16	1.181 0.040
<b>19</b> 19 <b>S.DE VITS</b>	BEL	Red Bull MotoGP Rookies Cup	KTM	1'48.851 8	<b>1'47.911</b> 16	1.526 0.345
<b>20</b> 44 <b>N.HERNANDEZ</b>	COL	Red Bull MotoGP Rookies Cup	KTM	1'49.275 13	<b>1'48.219</b> 6	1.834 0.308
<b>21</b> 31 <b>G.SALIM</b>	INA	Red Bull MotoGP Rookies Cup	KTM	1'49.692 9	<b>1'48.800</b> 8	2.415 0.581
<b>22</b> 66 <b>A.HUERTAS</b>	SPA	Red Bull MotoGP Rookies Cup	KTM	1'50.658 14	<b>1'48.966</b> 13	2.581 0.166

<i>Pole Position Record:</i>	2017	<b>Aleix VIU</b>	<b>1'45.023</b>	144.8 Km/h
<i>Circuit Record Lap:</i>	2017	<b>Kazuki MASAKI</b>	<b>1'45.265</b>	144.5 Km/h
<i>Circuit Best Lap:</i>	2017	<b>Aleix VIU</b>	<b>1'45.023</b>	144.8 Km/h

The results are provisional until the end of the limit for protest and appeals.

Time limit for protest expires 60' after publication of the results - Mr. .... Time: .....

DORNA DATA PROCESSING TIMING SERVICE DORNA DATA PROCESSING TIMING SERVICE DORNA DATA PROCESSING TIMING SERVICE DORNA DATA PROCESSING TIMING SERVICE DORNA DATA PROCESSING TIMING SERVICE DORNA DATA PROCESSING TIMING SERVICE DORNA DATA PROCESSING TIMING SERVICE DORNA DATA PROCESSING TIMING SERVICE DORNA DATA PROCESSING





