

4226 m.

GP OCTO DI SAN MARINO E DELLA RIVIERA DI RIMINI**Qualifying Practice****Top Speed & Average**

7



Rider	Nation	Motorcycle	Top 5 speeds					Average	Top
29 Billy VAN EERDE	AUS	KTM	200.7	200.0	199.4	198.9	198.2	199.2	200.7
22 Peetu PAAVILAINEN	FIN	KTM	199.6	199.2	198.4	198.4	198.2	198.8	199.6
99 Carlos TATAY	SPA	KTM	198.8	194.2	193.8	193.5	193.0	194.7	198.8
6 Ryusei YAMANAKA	JPN	KTM	198.2	195.5	195.2	194.4	193.8	195.4	198.2
31 Gerry SALIM	INA	KTM	197.8	197.8	197.5	196.7	195.4	197.0	197.8
3 Pasquale ALFANO	ITA	KTM	197.4	196.5	195.4	194.9	194.9	195.8	197.4
19 Sasha DE VITS	BEL	KTM	197.3	195.5	195.3	195.2	194.2	195.5	197.3
66 Adrian HUERTAS	SPA	KTM	197.3	196.7	195.8	195.7	195.3	196.2	197.3
5 Simon JESPERSEN	DEN	KTM	196.9	196.8	196.6	196.3	195.7	196.5	196.9
53 Deniz ÖNCÜ	TUR	KTM	196.7	196.3	195.6	195.1	195.0	195.7	196.7
28 Adrian CARRASCO	SPA	KTM	196.5	194.4	194.3	192.8	192.6	193.9	196.5
61 Can ÖNCÜ	TUR	KTM	196.4	194.0	193.9	193.0	192.5	194.0	196.4
24 Xavier ARTIGAS	SPA	KTM	196.4	194.7	193.7	193.4	193.3	194.1	196.4
43 Steward GARCIA	COL	KTM	196.3	193.9	193.3	192.1	191.8	193.5	196.3
30 Max COOK	GBR	KTM	195.9	194.9	194.2	193.1	193.1	194.2	195.9
11 Dan JONES	GBR	KTM	195.5	194.3	194.2	194.2	193.4	194.3	195.5
92 Yuki KUNII	JPN	KTM	195.5	195.0	193.4	193.4	193.2	194.1	195.5
12 Filip SALAC	CZE	KTM	195.1	195.1	193.9	192.5	192.5	193.8	195.1
83 Meikon KAWAKAMI	BRA	KTM	195.0	193.4	192.8	192.7	192.2	193.2	195.0
44 Nicolas HERNANDEZ	COL	KTM	194.9	194.6	194.4	194.2	194.0	194.4	194.9
40 Sean KELLY	USA	KTM	194.8	194.5	194.2	194.0	193.6	194.2	194.8
7 Barry BALTUS	BEL	KTM	193.5	191.8	191.2	190.1	189.9	191.3	193.5

Qualifying Practice

RookiesCup

Lap	Lap Time	T1	T2	T3	T4	Speed	Lap	Lap Time	T1	T2	T3	T4	Speed		
9	1'47.053	27.792	25.366	30.449	23.446	192.2	17th 31 Gerry SALIM Red Bull MotoGP Roo INA Runs=1 Total laps=14 Full laps=12	1	2'13.122	21.814	27.382	31.199	24.043	194.6	
10	1'46.849 *	27.542	25.319	30.431*	23.557	189.1		2	1'48.644	28.841	25.793	30.038	23.972	197.8	
11	1'51.697 *	29.576	28.273*	30.319	23.529	193.2		3	1'50.074	29.036	26.281	30.351	24.406	194.6	
12	1'46.383	27.739	25.326	29.851	23.467	195.0		4	1'47.729	28.327	25.606	30.017	23.779	197.5	
13	1'46.718	27.824	25.561	29.961	23.372	190.6		5	1'50.837	29.932	26.191	30.801	23.913	193.2	
14	1'48.385	28.383	26.398	30.055	23.549	192.9		6	1'47.406	28.006	25.695	29.990	23.715	193.2	
14th 30 Max COOK Red Bull MotoGP Roo GBR Runs=2 Total laps=13 Full laps=10	1	2'12.156	21.325	27.542	30.689	24.008		194.9	7	1'51.064	30.502	26.110	30.803	23.649	191.3
	2	1'49.188	28.798	25.731	30.321	24.338		192.7	8	1'46.566	27.963	25.342	29.731	23.530	197.8
	3	1'50.984	28.668	28.060	30.104	24.152		194.2	9	1'46.955	28.111	25.330	30.001	23.513	195.4
	4	1'47.860	28.101	25.679	30.248	23.832		195.9	10	1'47.706 *	27.918	25.810*	30.117	23.861	194.9
	5	1'49.490	28.792	25.672	31.020	24.006		185.2	11	1'51.593	28.902	27.828	31.011	23.852	193.3
	6	1'46.559	27.999	25.292	29.781	23.487		193.1	12	1'46.822	27.945	25.494	29.756	23.627	194.6
	7	1'46.387	27.718	25.341	29.818	23.510		190.3	13	1'46.819	27.811	25.573	29.858	23.577	194.6
	8	2'25.627 P	27.884	1'05.639	33.584	18.520		173.1	14	1'46.936	27.964	25.456	29.869	23.647	196.7
	9	1'40.790	20.723	25.981	29.867	24.219	192.9	18th 44 Nicolas HERNANDE Red Bull MotoGP Roo COL Runs=1 Total laps=14 Full laps=10	1	2'10.826	21.416	28.346	32.747	25.111	181.0
	10	1'48.609	28.762	26.494	29.783	23.570	191.0		2	1'49.974	29.705	25.797	30.323	24.149	193.0
	11	1'46.943	28.062	25.579	29.793	23.509	192.6		3	1'48.358 *	28.749	25.695	30.241	23.673*	192.2
	12	1'46.761	27.987	25.457	29.889	23.428	193.1		4	1'48.069	28.171	25.796	30.361	23.741	190.9
	13	1'46.728	28.025	25.404	29.887	23.412	191.5		5	1'47.772	28.358	25.620	30.168	23.626	190.9
	15th 7 Barry BALTUS Red Bull MotoGP Roo BEL Runs=2 Total laps=13 Full laps=6	1	2'11.109	19.919	26.323	32.673	23.932		157.2	6	1'47.347 *	28.051	25.646	30.105	23.545*
2		1'47.995	28.788	25.616	30.135	23.456	187.9		7	1'47.405	28.081	25.533	30.237	23.554	189.7
3		1'46.811 *	27.931	25.556	29.907	23.417*	189.8		8	1'51.504	27.989	28.411	31.084	24.020	187.4
4		1'46.515 *	27.759	25.330	29.889	23.537*	188.8		9	1'50.710 *	29.080	26.718	31.249*	23.663	188.8
5		1'41.720 P	27.759	25.669	30.691	17.601	189.8		10	1'47.190	27.909	25.169	30.316	23.796	194.0
6		1'56.484	34.503	27.892	30.365	23.724	189.9		11	1'52.523	28.842	28.340	31.160	24.181	194.9
7		1'46.465	27.819	25.335	29.978	23.333	189.1		12	1'47.458	28.390	25.519	29.719	23.830	194.6
8		1'46.654 *	27.929	25.286	30.041*	23.398	191.2		13	1'46.612	27.946	25.362	29.669	23.635	194.2
9		1'47.354 *	27.773	25.411	30.502	23.668*	189.2		14	1'46.933	27.870	25.396	29.957	23.710	194.4
10		1'49.374	28.366	25.776	30.754	24.478	182.4	19th 3 Pasquale ALFANO Red Bull MotoGP Roo ITA Runs=1 Total laps=14 Full laps=7	1	2'11.921	21.223	26.945	30.739	23.923	194.9
11		1'48.592	28.547	25.760	30.826	23.459	190.1		2	1'48.918 *	28.909	25.708	30.266*	24.035	197.4
12		1'47.684	28.044	25.747	30.058	23.835	191.8		3	1'48.777 *	28.981	25.670	30.319	23.807*	195.4
13		1'47.489	28.135	25.621	29.993	23.740	193.5		4	1'47.692	28.213	25.524	30.246	23.709	194.6
16th 29 Billy VAN EERDE Red Bull MotoGP Roo AUS Runs=1 Total laps=14 Full laps=9		1	2'12.980	20.915	26.947	30.980	24.243		194.2	5	1'53.405	31.955	26.800	30.538	24.112
	2	1'48.714 *	28.802	25.827*	29.977	24.108	197.1		6	1'48.938	28.414	25.673	30.951	23.900	187.8
	3	1'48.279	28.797	25.421	30.094	23.967	200.0		7	1'49.006 *	29.137	25.746	30.546*	23.577*	196.5
	4	1'49.071	29.587	25.786	29.997	23.701	199.4		8	1'46.853 *	28.036	25.391	29.956*	23.470	194.1
	5	1'47.242 *	28.279	25.568*	29.745	23.650	195.6		9	1'47.585 *	28.364	25.612*	29.941	23.668	194.5
	6	1'47.751	28.137	25.702	29.870	24.042	193.7		10	1'46.676	28.083	25.253	29.887	23.453	194.8
	7	1'55.057	34.474	26.164	30.682	23.737	200.7		11	1'50.524	28.449	26.560	32.106	23.409	192.5
	8	1'47.882	28.170	25.711	30.204	23.797	196.2		12	1'47.152 *	27.947	25.305	29.959	23.941*	194.9
	9	1'46.669	27.975	25.458	29.600	23.636	196.1		13	1'47.244	28.259	25.439	29.870	23.676	193.1
	10	1'46.536	28.149	25.299	29.467	23.621	198.2		14	1'48.574	28.380	25.636	30.624	23.934	194.5
	11	1'47.668	28.238	25.738	29.796	23.896	198.2	20th 5 Simon JESPERSEN Red Bull MotoGP Roo DEN Runs=1 Total laps=14 Full laps=13	1	2'13.390	20.151	26.561	30.535	24.088	193.4
	12	1'47.934 *	28.392	25.905	30.099	23.538*	195.6		2	1'48.565	28.815	25.804	29.963	23.983	196.9
	13	1'48.130	28.266	25.687	30.509	23.668	189.8		3	1'48.500	29.042	25.691	29.678	24.089	196.6
	14	1'47.650 *	28.185	25.795	30.153	23.517*	198.9								

Fastest Lap: Can ÖNCÜ Red Bull MotoGP Roo TUR 1'45.332 27.570 25.087 29.444 23.231

DORNA DATA PROCESSING TIMING SERVICE DORNA DATA PROCESSING TIMING SERVICE DORNA DATA PROCESSING TIMING SERVICE DORNA DATA PROCESSING TIMING SERVICE DORNA DATA PROCESSING TIMING SERVICE DORNA DATA PROCESSING TIMING SERVICE DORNA DATA PROCESSING TIMING SERVICE DORNA DATA PROCESSING TIMING SERVICE DORNA DATA PROCESSING TIMING SERVICE DORNA DATA PROCESSES



Qualifying Practice

RookiesCup

Lap	Lap Time	T1	T2	T3	T4	Speed	Lap	Lap Time	T1	T2	T3	T4	Speed
4	1'47.173	28.242	25.662	29.628	23.641	193.9							
5	1'47.581	28.201	25.589	30.171	23.620	194.9							
6	1'55.543	28.284	25.713	33.987	27.559	163.3							
7	1'49.698	28.333	27.673	29.942	23.750	195.1							
8	1'47.544	28.277	25.868	29.767	23.632	192.9							
9	1'47.415	27.997	25.783	29.932	23.703	192.9							
10	1'46.743	27.889	25.527	29.776	23.551	193.4							
11	1'47.174	28.114	25.570	29.866	23.624	196.8							
12	1'47.303	28.042	25.429	30.254	23.578	195.7							
13	1'46.870	28.086	25.391	29.806	23.587	195.1							
14	1'48.359	28.460	26.102	30.152	23.645	196.3							

21st 19 **Sasha DE VITS** Red Bull MotoGP Roo BEL
 Runs=1 Total laps=14 Full laps=10

1	2'11.588	20.951	27.056	30.978	23.803	187.6							
2	1'48.868	28.727	25.774	30.399	23.968	190.8							
3	1'49.999	28.526	25.992	30.742	24.739	190.2							
4	1'49.022	29.250	25.829	30.093	23.850	195.2							
5	1'48.018	28.575	25.793	30.117	23.533	195.5							
6	1'47.821 *	28.489	25.591	30.067	23.674*	191.2							
7	1'50.867	28.427	26.226	30.550	25.664	185.2							
8	1'48.376	28.672	26.174	30.011	23.519	192.1							
9	1'47.591	28.553	25.472	29.993	23.573	192.5							
10	1'47.141	27.976	25.309	30.146	23.710	194.2							
11	1'49.773 *	28.377	26.859*	31.011	23.526	194.1							
12	1'47.179 *	28.124	25.508	30.000	23.547*	192.7							
13	1'47.752	28.270	25.545	30.371	23.566	195.3							
14	1'48.046	28.449	25.869	30.059	23.669	197.3							

22nd 66 **Adrian HUERTAS** Red Bull MotoGP Roo SPA
 Runs=1 Total laps=14 Full laps=10

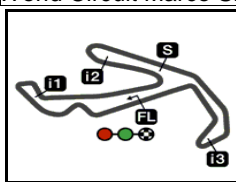
1	2'09.134	20.320	26.979	30.738	24.398	191.1							
2	1'52.324	28.903	29.087	30.178	24.156	195.7							
3	1'48.856 *	28.822	25.860*	30.015	24.159	197.3							
4	1'49.059	28.926	25.892	30.315	23.926	194.2							
5	1'47.666	28.454	25.582	29.953	23.677	194.8							
6	1'53.775	29.477	26.395	33.577	24.326	157.7							
7	1'49.104	29.088	25.934	30.033	24.049	196.7							
8	1'49.596	28.597	26.858	30.217	23.924	192.2							
9	1'48.231	28.692	25.857	29.877	23.805	195.8							
10	1'48.195 *	28.506	25.741	30.048	23.900*	194.3							
11	1'51.684 *	28.824	29.172	29.912	23.776*	195.3							
12	1'48.093	28.515	25.728	30.014	23.836	194.3							
13	1'48.019	28.511	25.671	30.088	23.749	193.5							
14	1'48.167	28.471	25.582	30.250	23.864	191.7							

Fastest Lap: Can ÖNCÜ	Red Bull MotoGP Roo	TUR	1'45.332	27.570	25.087	29.444	23.231
------------------------------	---------------------	-----	-----------------	--------	--------	--------	--------

DORNA DATA PROCESSING TIMING SERVICE DORNA DATA PROCESSING TIMING SERVICE DORNA DATA PROCESSING TIMING SERVICE DORNA DATA PROCESSING TIMING SERVICE DORNA DATA PROCESSING TIMING SERVICE DORNA DATA PROCESSING TIMING SERVICE DORNA DATA PROCESSING TIMING SERVICE DORNA DATA PROCESSING TIMING SERVICE DORNA DATA PROCESSING TIMING SERVICE DORNA DATA PROCCEESSS

Misano Adriatico, Friday, September 07, 2012





4226 m.

GP OCTO DI SAN MARINO E DELLA RIVIERA DI RIMINI

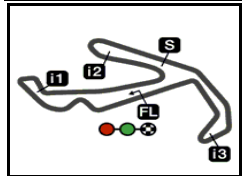
Qualifying Practice

Best Partial Times

IT Ideal Lap Time, sum of the best partial times

BT Best Lap Time

T1		T2		T3		T4		Pos	Rider	IT	BT	
Pos	Rider	Time	Rider	Time	Rider	Time	Rider	Time	Pos	Rider	IT	BT
1	Y.KUNII	27.542	D.ÖNCÜ	24.900	C.ÖNCÜ	29.444	D.ÖNCÜ	23.163	1	D.ÖNCÜ	1'45.174	1'45.365 (2)
2	C.ÖNCÜ	27.570	P.PAAVILAINEN	25.060	D.ÖNCÜ	29.459	R.YAMANAKA	23.223	2	C.ÖNCÜ	1'45.323	1'45.332 (1)
3	D.ÖNCÜ	27.652	C.ÖNCÜ	25.078	B.VAN EERDE	29.467	S.GARCIA	23.226	3	R.YAMANAKA	1'45.604	1'45.762 (3)
4	P.PAAVILAINEN	27.698	R.YAMANAKA	25.098	F.SALAC	29.495	C.ÖNCÜ	23.231	4	P.PAAVILAINEN	1'45.727	1'46.216 (12)
5	C.TATAY	27.712	X.ARTIGAS	25.115	R.YAMANAKA	29.521	M.KAWAKAMI	23.295	5	C.TATAY	1'45.788	1'46.203 (10)
6	M.COOK	27.718	C.TATAY	25.130	D.JONES	29.580	A.CARRASCO	23.299	6	S.GARCIA	1'45.829	1'46.014 (6)
7	A.CARRASCO	27.743	M.KAWAKAMI	25.131	A.CARRASCO	29.585	F.SALAC	23.332	7	A.CARRASCO	1'45.840	1'45.987 (5)
8	B.BALTUS	27.759	S.GARCIA	25.132	M.KAWAKAMI	29.594	B.BALTUS	23.333	8	M.KAWAKAMI	1'45.885	1'45.910 (4)
9	R.YAMANAKA	27.762	N.HERNANDEZ	25.169	C.TATAY	29.595	P.PAAVILAINEN	23.334	9	D.JONES	1'45.965	1'46.080 (7)
10	D.JONES	27.767	D.JONES	25.196	S.JESPERSEN	29.628	X.ARTIGAS	23.346	10	Y.KUNII	1'46.029	1'46.383 (13)
11	G.SALIM	27.811	A.CARRASCO	25.213	P.PAAVILAINEN	29.635	C.TATAY	23.351	11	F.SALAC	1'46.078	1'46.126 (8)
12	S.GARCIA	27.819	S.KELLY	25.225	S.GARCIA	29.652	Y.KUNII	23.372	12	S.KELLY	1'46.175	1'46.189 (9)
13	M.KAWAKAMI	27.865	P.ALFANO	25.253	S.KELLY	29.657	S.KELLY	23.376	13	X.ARTIGAS	1'46.179	1'46.213 (11)
14	N.HERNANDEZ	27.870	Y.KUNII	25.264	N.HERNANDEZ	29.669	P.ALFANO	23.409	14	M.COOK	1'46.203	1'46.387 (14)
15	S.JESPERSEN	27.889	F.SALAC	25.270	G.SALIM	29.731	M.COOK	23.412	15	N.HERNANDEZ	1'46.262	1'46.612 (18)
16	S.KELLY	27.917	B.BALTUS	25.286	X.ARTIGAS	29.774	D.JONES	23.422	16	B.BALTUS	1'46.267	1'46.465 (15)
17	X.ARTIGAS	27.944	M.COOK	25.292	M.COOK	29.781	G.SALIM	23.513	17	B.VAN EERDE	1'46.362	1'46.536 (16)
18	P.ALFANO	27.947	B.VAN EERDE	25.299	Y.KUNII	29.851	S.DE VITS	23.519	18	G.SALIM	1'46.385	1'46.566 (17)
19	B.VAN EERDE	27.975	S.DE VITS	25.309	P.ALFANO	29.870	S.JESPERSEN	23.551	19	S.JESPERSEN	1'46.459	1'46.743 (20)
20	S.DE VITS	27.976	G.SALIM	25.330	A.HUERTAS	29.877	N.HERNANDEZ	23.554	20	P.ALFANO	1'46.479	1'46.676 (19)
21	F.SALAC	27.981	S.JESPERSEN	25.391	B.BALTUS	29.889	B.VAN EERDE	23.621	21	S.DE VITS	1'46.797	1'47.141 (21)
22	A.HUERTAS	28.454	A.HUERTAS	25.582	S.DE VITS	29.993	A.HUERTAS	23.677	22	A.HUERTAS	1'47.590	1'47.666 (22)




4226 m.

Rookies Cup

GP OCTO DI SAN MARINO E DELLA RIVIERA DI RIMINI

Qualifying Practice

Fastest Laps Sequence

<i>Practice Time</i>	 <i>Rider</i>	<i>Nation</i>	<i>Motorcycle</i>	<i>Time</i>	<i>Km/h</i>	<i>Rider's Lap</i>
3'56.959	22 Peetu PAAVILAINEN	FIN	KTM	1'48.651	140.0	2
3'58.869	6 Ryusei YAMANAKA	JPN	KTM	1'47.663	141.3	2
4'02.498	92 Yuki KUNII	JPN	KTM	1'47.315	141.7	2
4'07.011	99 Carlos TATAY	SPA	KTM	1'47.222	141.8	2
5'45.577	6 Ryusei YAMANAKA	JPN	KTM	1'46.708	142.5	3
5'53.356	99 Carlos TATAY	SPA	KTM	1'46.345	143.0	3
5'53.523	83 Meikon KAWAKAMI	BRA	KTM	1'46.154	143.3	3
7'21.485	61 Can ÖNCÜ	TUR	KTM	1'46.116	143.3	3
7'21.566	43 Steward GARCIA	COL	KTM	1'46.014	143.5	3
7'31.339	6 Ryusei YAMANAKA	JPN	KTM	1'45.762	143.8	4
13'20.414	61 Can ÖNCÜ	TUR	KTM	1'45.713	143.9	6
16'51.753	53 Deniz ÖNCÜ	TUR	KTM	1'45.365	144.3	8
20'25.035	61 Can ÖNCÜ	TUR	KTM	1'45.332	144.4	10