



**Moto3** **Moto2** **Talent**  
WORLD CHAMPIONSHIP EUROPEAN CHAMPIONSHIP

**CIRCUITO DE ALBACETE - 2018**

DOMINA

## FIM CEV REPSOL

13 - 14 October 2018

Circuito de Albacete

Length: 3550 metros

### Results

### Qualifying Practice 2

### Moto3

Pos.	N.	Rider	Team	Motorcycle	Nat.	Best Lap	iL	Laps	Gap	Interval	Speed	Tyr.	Cat.
1	52	ALCOBA,Jeremy	J.T.Estrella Galicia	Honda	SPA	<b>01:34,006</b>	13	19			135,95	Du	
2	11	GARCIA,Sergio	J.T.Estrella Galicia	Honda	SPA	01:34,305	13	19	00:00,299	00:00,299	135,52	Du	
3	81	VIU,Aleix	Marinelli Sniper	Honda	SPA	01:34,359	12	14	00:00,353	00:00,054	135,44	Du	
4	23	FERNANDEZ,Raúl	Angel Nieto Team	KTM	SPA	01:34,528	12	18	00:00,522	00:00,169	135,2	Du	
5	96	PAGLIANI,Manuel	Leopard Junior	Honda	ITA	01:34,666	14	17	00:00,660	00:00,138	135	Du	
6	12	SALAC,Filip	Czech T.T.Cuna Campe	KTM	CZE	01:34,791	14	18	00:00,785	00:00,125	134,82	Du	
7	61	ÖNCÜ,Can	Red Bull KTM AJO	KTM	TUR	01:34,870	8	18	00:00,864	00:00,079	134,71	Du	
8	99	TATAY,Carlos	Reale Avintia Acad.	KTM	SPA	01:34,926	14	20	00:00,920	00:00,056	134,63	Du	
9	41	GARCIA,Marc	Max Racing T.	KTM	SPA	01:34,935	14	19	00:00,929	00:00,009	134,62	Du	
10	6	YAMANAKA,Ryusei	Team 3570 MTA	KTM	JPN	01:35,019	12	15	00:01,013	00:00,084	134,5	Du	
11	24	WONGTHANANON,A.	VR46 Master Camp	KTM	THA	01:35,073	14	15	00:01,067	00:00,054	134,42	Du	
12	33	KUNII,Yuki	Asia Talent T.	Honda	JPN	01:35,081	7	19	00:01,075	00:00,008	134,41	Du	
13	32	OGURA,Ai	Asia Talent T.	Honda	JPN	01:35,127	15	18	00:01,121	00:00,046	134,35	Du	
14	7	BALTUS,Barry	Reale Avintia Acad.	KTM	BEL	01:35,137	2	13	00:01,131	00:00,010	134,33	Du	
15	88	IERACI,Bruno	SIC58 Squadra Corse	Honda	ITA	01:35,240	13	16	00:01,234	00:00,103	134,19	Du	
16	35	CHANTRA,Somkiat	AP Honda RT	Honda	THA	01:35,306	14	19	00:01,300	00:00,066	134,09	Du	
17	55	MONTELLA,Yari	SIC58 Squadra Corse	Honda	ITA	01:35,394	15	15	00:01,388	00:00,088	133,97	Du	
18	71	ROSSI,Riccardo	Laglisce Academy	Husqvarna	ITA	01:35,440	12	17	00:01,434	00:00,046	133,91	Du	
19	13	VIETTI,Celestino	SKY J.T.VR46 Riders	KTM	ITA	01:35,450	11	13	00:01,444	00:00,010	133,89	Du	
20	3	ZANNONI,Kevin	TM R.Factory 3570MTA	TM	ITA	01:35,484	9	18	00:01,478	00:00,034	133,84	Du	
21	67	RIU,Gerard	Laglisce Academy	Husqvarna	SPA	01:35,617	13	15	00:01,611	00:00,133	133,66	Du	
22	53	ÖNCÜ,Deniz	Red Bull KTM AJO	KTM	TUR	01:35,655	8	18	00:01,649	00:00,038	133,61	Du	
23	8	LORENTE,Angel	Cuna de Campeones	KTM	SPA	01:35,668	10	17	00:01,662	00:00,013	133,59	Du	
24	5	TOLEDO,Alex	Cuna de Campeones	Mir Racing KTM	SPA	01:35,711	10	18	00:01,705	00:00,043	133,53	Du	
25	20	GARCIA,José Julián	Laglisce Academy	Husqvarna	SPA	01:35,771	15	16	00:01,765	00:00,060	133,44	Du	
26	50	DUPASQUIER,Jason	Carxpert-KTM-H43	KTM	SWI	01:35,856	16	19	00:01,850	00:00,085	133,32	Du	
27	10	CARRARO,Nicola	Max Racing T.	KTM	ITA	01:35,999	13	17	00:01,993	00:00,143	133,13	Du	
28	28	FABER,Loran	STG Dutch R.T.	Honda	NED	01:36,005	17	19	00:01,999	00:00,006	133,12	Du	
29	47	POLANCO,Aarón	Leopard Junior	Honda	SPA	01:36,041	13	16	00:02,035	00:00,036	133,07	Du	
30	31	SALIM,Gerry	Astra Honda RT	Honda	INA	01:36,083	7	19	00:02,077	00:00,042	133,01	Du	
31	34	BOOTH-AMOS,Thomas	British Talent T.	Honda	GBR	01:36,088	15	18	00:02,082	00:00,005	133	Du	
32	73	KOFLER,Maximilian	KRP	KTM	AUT	01:36,140	14	18	00:02,134	00:00,052	132,93	Du	
33	18	VAN De Lagemaat,Ryan	Lagemaat Racing	KTM	NED	01:36,210	9	20	00:02,204	00:00,070	132,83	Du	
34	58	IGLESIAS,Iñigo	AGR Team	KTM	SPA	01:36,764	13	16	00:02,758	00:00,554	132,07	Du	
35	15	MIRALLES,Iván	Cuna de Campeones	KTM	SPA	01:37,105	14	15	00:03,099	00:00,341	131,61	Du	
36	43	JESPERSEN,Simon	Team Jespersen	KTM	DEN	01:37,137	7	7	00:03,131	00:00,032	131,57	Du	
37	66	SYAHMI,Danial	Petronas Sprinta Sic	Honda	MAL	01:37,745	12	17	00:03,739	00:00,608	130,75	Du	
38	36	IKMAL,Izam	Petronas Sprinta Sic	Honda	MAL	01:38,613	4	14	00:04,607	00:00,868	129,6	Du	

Circuito de Albacete

☐

Final Official

☐

Provisional Official

Length: 3550 m. Hour: 12:45

JURY:


Hour:

C.of the Course:

Hour:

C.Timekeeper:

Hour: 13:28:21



CRONOCIRCUIT: oscar.gutierrez@circuitvalencia.com

Master Timing, Sport Timing Systems, cronometrajes.es - mastertiming.es by Eventronic www.eventronic.es 19FJAP63



CIRCUITO DE ALBACETE - 2018

Circuito de Albacete


13 - 14 October 2018

Circuito de Albacete

FIM CEV REPSOL

VUELTA A VUELTA SECTORES Qualifying Practice 2 Moto3

3 - ZANNONI, Kevin						7 - BALTUS, Barry					
P.Vmax: 26 T. Ideal: 01:35,432						P.Vmax: 16 T. Ideal: 01:34,755					
V. Tiempo	Sector 1	Sector 2	Sector 3	V.Max	Hora	V. Tiempo	Sector 1	Sector 2	Sector 3	V.Max	Hora
1 START	02:30,308	00:33,010	00:25,535		12:48:29	1 START	17:16,372	00:32,532	00:25,124		13:03:14
2 01:37,411	00:39,275	00:32,675	00:25,461	206,90	12:50:06	2 01:35,137	00:38,633	00:31,767	00:24,737	203,39	13:04:49
3 01:37,233	00:39,237	00:32,542	00:25,454	206,90	12:51:43	3 01:35,338	00:38,409	00:31,850	00:25,079	211,76	13:06:24
4 01:40,521	00:40,903	00:33,745	00:25,873	206,30	12:53:24	4 01:36,648	00:39,664	00:32,075	00:24,909	210,53	13:08:01
5 01:37,605	00:39,433	00:32,659	00:25,513	203,39	12:55:01	5 PIT	00:39,819	00:33,016	00:30,234	203,97	13:09:44
6 01:37,160	00:39,221	00:32,668	00:25,271	204,55	12:56:39	6 NULL	04:25,076	00:33,343	00:25,309		13:15:08
7 PIT	00:40,140	00:32,759	00:29,845	205,13	12:58:21	7 01:35,379	00:38,395	00:32,093	00:24,891	207,49	13:16:43
8 NULL	07:04,711	00:32,777	00:25,404		13:06:24	8 01:35,715	00:38,251	00:32,389	00:25,075	206,30	13:18:19
9 01:35,484	00:38,530	00:32,053	00:24,901	209,30	13:08:00	9 NULL	00:39,201	00:33,964	00:25,596	205,71	13:19:58
10 01:35,616	00:38,551	00:32,059	00:25,006	207,49	13:09:35	10 NULL	00:38,471	00:32,041	00:24,839	208,09	13:21:33
11 01:35,680	00:38,478	00:32,168	00:25,034	206,30	13:11:11	11 01:36,383	00:38,799	00:32,399	00:25,185	208,09	13:23:09
12 01:36,976	00:38,699	00:32,523	00:25,754	206,90	13:12:48	12 01:39,516	00:40,286	00:33,400	00:25,830	203,97	13:24:49
13 01:36,389	00:38,857	00:32,404	00:25,128	205,13	13:14:24	13 01:36,601	00:39,128	00:32,401	00:25,072	208,70	13:26:25
14 PIT	00:38,674	00:32,255	00:30,371	205,71	13:16:06	8 - LORENTE, Angel					
15 01:56,722	00:58,016	00:33,280	00:25,426		13:18:02	P.Vmax: 20 T. Ideal: 01:34,483					
16 01:36,871	00:38,959	00:32,566	00:25,346	203,39	13:19:39	V. Tiempo	Sector 1	Sector 2	Sector 3	V.Max	Hora
17 01:36,330	00:38,802	00:32,487	00:25,041	210,53	13:21:16	1 START	01:34,820	00:35,359	00:23,874		12:47:34
18 PIT	00:39,295	00:32,652	00:29,939	209,30	13:22:57	2 01:37,041	00:39,409	00:32,510	00:25,122	211,14	12:49:11
5 - TOLEDO, Alex						3 01:36,876	00:39,435	00:32,416	00:25,025	210,53	12:50:48
P.Vmax: 31 T. Ideal: 01:35,626						4 01:36,415	00:38,779	00:32,423	00:25,213	208,70	12:52:24
V. Tiempo	Sector 1	Sector 2	Sector 3	V.Max	Hora	5 PIT	00:40,900	00:32,440	00:31,961	202,82	12:54:09
1 START	01:33,820	00:34,700	00:25,002		12:47:33	6 NULL	08:44,010	00:33,144	00:25,387		13:03:52
2 01:36,837	00:39,619	00:32,224	00:24,994	203,39	12:49:10	7 01:35,974	00:38,671	00:32,219	00:25,084	203,97	13:05:28
3 01:36,190	00:38,788	00:32,311	00:25,091	205,71	12:50:46	8 01:36,623	00:38,899	00:32,453	00:25,271	209,30	13:07:05
4 01:38,566	00:40,890	00:32,185	00:25,491	205,71	12:52:25	9 01:45,181	00:48,131	00:32,022	00:25,028	202,82	13:08:50
5 NULL	00:38,970	00:32,156	00:25,062	205,71	12:54:01	10 01:35,668	00:38,587	00:32,064	00:25,017	209,91	13:10:25
6 01:36,487	00:38,653	00:32,684	00:25,150	206,30	12:55:38	11 PIT	00:38,603	00:32,699	00:31,973	209,30	13:12:09
7 PIT	00:40,062	00:35,030	00:31,108	205,13	12:57:24	12 05:24,851	04:23,466	00:35,322	00:26,063		13:17:34
8 09:49,895	08:49,457	00:34,653	00:25,785		13:07:14	13 01:36,569	00:39,100	00:32,338	00:25,131	208,70	13:19:10
9 01:35,937	00:38,850	00:32,190	00:24,897	205,13	13:08:50	14 01:37,089	00:39,370	00:32,517	00:25,202	206,90	13:20:47
10 01:35,711	00:38,613	00:32,157	00:24,941	206,30	13:10:25	15 01:36,575	00:39,002	00:32,407	00:25,166	205,71	13:22:24
11 PIT	00:38,573	00:32,964	00:30,789	205,71	13:12:08	16 01:35,931	00:38,675	00:32,132	00:25,124	205,71	13:24:00
12 04:34,886	03:35,618	00:33,653	00:25,615		13:16:42	17 01:42,088	00:41,764	00:34,594	00:25,730	205,71	13:25:42
13 01:36,429	00:38,740	00:32,586	00:25,103	204,55	13:18:19	10 - CARRARO, Nicola					
14 01:36,252	00:38,930	00:32,279	00:25,043	208,70	13:19:55	P.Vmax: 20 T. Ideal: 01:35,822					
15 01:36,804	00:38,887	00:32,681	00:25,236	205,71	13:21:32	V. Tiempo	Sector 1	Sector 2	Sector 3	V.Max	Hora
16 01:38,594	00:40,669	00:32,659	00:25,266	206,30	13:23:11	1 START	01:32,520	00:34,649	00:26,290		12:47:33
17 NULL	00:39,487	00:32,757	00:26,122	209,91	13:24:49	2 01:39,176	00:39,726	00:33,961	00:25,489	203,97	12:49:12
18 01:36,720	00:39,290	00:32,359	00:25,071	208,09	13:26:26	3 NULL	00:44,568	00:33,381	00:25,288	206,30	12:50:56
6 - YAMANAKA, Ryusei						4 01:37,750	00:39,485	00:32,811	00:25,454	209,30	12:52:33
P.Vmax: 10 T. Ideal: 01:33,526						5 01:38,129	00:39,870	00:32,758	00:25,501	209,30	12:54:11
V. Tiempo	Sector 1	Sector 2	Sector 3	V.Max	Hora	6 01:37,873	00:39,508	00:32,259	00:26,106	210,53	12:55:49
1 START	01:35,620	00:35,500	00:23,160		12:47:34	7 PIT	00:40,942	00:33,728	00:30,706	204,55	12:57:35
2 01:37,037	00:39,273	00:32,578	00:25,186	213,02	12:49:11	8 07:19,378	06:21,004	00:32,825	00:25,549		13:04:54
3 01:36,483	00:39,051	00:32,429	00:25,003	208,70	12:50:48	9 01:38,862	00:39,634	00:33,767	00:25,461	211,14	13:06:33
4 01:37,703	00:38,842	00:33,289	00:25,572	206,90	12:52:25	10 01:40,639	00:40,980	00:33,937	00:25,722	205,13	13:08:14
5 01:36,803	00:39,633	00:32,301	00:24,869	208,70	12:54:02	11 PIT	00:39,656	00:33,023	00:29,732	204,55	13:09:56
6 01:35,654	00:38,469	00:32,374	00:24,811	206,30	12:55:38	12 06:59,380	06:01,510	00:32,712	00:25,158		13:16:55
7 PIT	00:39,956	00:35,069	00:30,797	211,14	12:57:24	13 01:35,999	00:38,566	00:32,436	00:24,997	208,09	13:18:31
8 PIT	04:21,545	00:32,805	00:49,238		13:03:07	14 01:36,539	00:39,095	00:32,444	00:25,000	206,90	13:20:08
9 12:32,117	11:34,491	00:32,427	00:25,199		13:15:39	15 01:36,639	00:38,850	00:32,527	00:25,262	206,90	13:21:45
10 01:35,666	00:38,602	00:32,081	00:24,983	203,97	13:17:15	16 01:36,797	00:38,935	00:32,491	00:25,371	206,30	13:23:21
11 01:35,547	00:38,508	00:32,119	00:24,920	207,49	13:18:50	17 01:40,016	00:41,316	00:33,214	00:25,486	205,71	13:25:01
12 01:35,019	00:38,383	00:31,983	00:24,653	208,70	13:20:25	11 - GARCIA, Sergio					
13 01:39,276	00:39,307	00:34,175	00:25,794	208,70	13:22:05	P.Vmax: 12 T. Ideal: 01:34,276					
14 01:39,317	00:38,649	00:32,490	00:28,178	208,09	13:23:44	V. Tiempo	Sector 1	Sector 2	Sector 3	V.Max	Hora
15 01:36,044	00:38,694	00:32,365	00:24,985	205,71	13:25:20	1 START	02:30,087	00:33,094	00:25,453		12:48:28
						2 01:37,256	00:39,313	00:32,648	00:25,295	206,30	12:50:06



CRONOCIRCUIT: oscar.gutierrez@circuitvalencia.com



CIRCUITO DE ALBACETE - 2018

Circuito de Albacete


13 - 14 October 2018

Circuito de Albacete

FIM CEV REPSOL

VUELTA A VUELTA SECTORES Qualifying Practice 2 Moto3

3	01:37,167	00:39,125	00:32,652	00:25,390	207,49	12:51:43	5	01:39,151	00:39,614	00:33,740	00:25,797	197,80	12:54:48	
4	PIT	00:42,489	00:33,472	00:32,994	206,90	12:53:32	6	01:37,540	00:39,348	00:32,705	00:25,487	198,90	12:56:25	
5	NULL	03:57,794	00:32,318	00:25,158		12:58:27	7	01:37,627	00:39,298	00:32,783	00:25,546	197,80	12:58:03	
6	01:35,778	00:38,701	00:32,095	00:24,982	207,49	13:00:03	8	PIT	00:40,488	00:33,669	00:31,940	197,26	12:59:49	
7	01:35,391	00:38,540	00:31,867	00:24,984	208,09	13:01:38	9	09:01,839	07:50,368	00:36,537	00:34,934		13:08:51	
8	NULL	00:42,691	00:32,404	00:25,123	207,49	13:03:18	10	01:39,449	00:39,574	00:33,467	00:26,408	200,00	13:10:30	
9	01:35,756	00:38,629	00:31,887	00:25,240	209,30	13:04:54	11	06:41,686	05:29,538	00:35,232	00:36,916	196,72	13:17:12	
10	01:41,776	00:39,238	00:35,835	00:26,703	212,39	13:06:36	12	01:37,288	00:39,274	00:32,551	00:25,463	197,26	13:18:49	
11	PIT	00:39,162	00:33,087	00:31,965	206,30	13:08:20	13	01:37,583	00:39,267	00:32,840	00:25,476	195,65	13:20:27	
12	NULL	05:38,621	00:40,517	00:25,435		13:15:05	14	01:37,105	00:39,131	00:32,648	00:25,326	197,26	13:22:04	
13	01:34,305	00:38,225	00:31,475	00:24,605	207,49	13:16:39	15	01:41,427	00:39,339	00:33,342	00:28,746	196,19	13:23:45	
14	01:38,149	00:41,702	00:31,735	00:24,712	208,70	13:18:17	18 - VAN De Lagemaat,Ryan						P.Vmax: 20	T. Ideal: 01:35,392
15	01:34,800	00:38,481	00:31,680	00:24,639	209,30	13:19:52	V. Tiempo	Sector 1	Sector 2	Sector 3	V.Max	Hora		
16	01:34,795	00:38,196	00:31,708	00:24,891	210,53	13:21:27	1	START	01:35,580	00:36,020	00:24,432		12:47:36	
17	01:39,325	00:41,804	00:32,560	00:24,961	208,70	13:23:06	2	01:38,381	00:40,119	00:32,678	00:25,584	202,25	12:49:14	
18	NULL	00:38,425	00:31,833	00:24,848	210,53	13:24:41	3	01:37,266	00:39,478	00:32,609	00:25,179	205,13	12:50:51	
19	01:35,439	00:38,456	00:31,990	00:24,993	211,76	13:26:17	4	01:38,023	00:39,981	00:32,411	00:25,631	209,91	12:52:29	
12 - SALAC,Filip						P.Vmax: 6	T. Ideal: 01:34,269	5	01:40,552	00:41,539	00:33,151	00:25,862	204,55	12:54:10
V. Tiempo	Sector 1	Sector 2	Sector 3	V.Max	Hora	6	PIT	00:39,863	00:33,376	00:31,416	200,56	12:55:55		
1	START	01:39,680	00:34,300	00:24,319		12:47:38	7	04:03,414	03:02,251	00:35,690	00:25,473		12:59:58	
2	01:36,892	00:39,194	00:32,528	00:25,170	211,76	12:49:15	8	01:36,851	00:39,346	00:32,268	00:25,237	207,49	13:01:35	
3	01:44,290	00:41,074	00:36,710	00:26,506	212,39	12:50:59	9	01:36,210	00:38,855	00:32,105	00:25,250	210,53	13:03:11	
4	01:40,217	00:41,892	00:32,736	00:25,589	209,30	12:52:39	10	NULL	00:42,925	00:33,197	00:26,451	206,90	13:04:54	
5	01:44,322	00:41,034	00:34,388	00:28,900	207,49	12:54:24	11	01:36,419	00:38,921	00:32,245	00:25,253	208,09	13:06:30	
6	01:35,657	00:38,481	00:32,110	00:25,066	205,71	12:55:59	12	01:36,439	00:39,021	00:32,292	00:25,126	211,14	13:08:07	
7	PIT	00:39,615	00:33,379	00:31,021	206,90	12:57:43	13	PIT	00:40,151	00:33,058	00:31,580	205,71	13:09:51	
8	NULL	05:09,350	00:33,892	00:25,368		13:03:52	14	06:34,159	05:30,907	00:34,772	00:28,480		13:16:26	
9	01:35,803	00:38,406	00:32,314	00:25,083	209,30	13:05:28	15	01:37,538	00:39,382	00:32,714	00:25,442	200,56	13:18:03	
10	NULL	00:41,984	00:36,138	00:28,817	206,90	13:07:15	16	01:36,729	00:39,356	00:32,264	00:25,109	208,09	13:19:40	
11	01:35,623	00:38,579	00:31,947	00:25,097	208,09	13:08:50	17	01:36,478	00:38,926	00:32,260	00:25,292	210,53	13:21:16	
12	PIT	00:40,200	00:32,910	00:31,028	213,65	13:10:35	18	01:39,585	00:42,025	00:32,395	00:25,165	207,49	13:22:56	
13	06:41,302	05:43,963	00:32,162	00:25,177		13:17:16	19	NULL	00:38,928	00:32,693	00:25,248	209,91	13:24:33	
14	01:34,791	00:38,131	00:31,819	00:24,841	208,09	13:18:51	20	01:36,805	00:39,132	00:32,409	00:25,264	205,71	13:26:10	
15	01:35,673	00:38,328	00:32,241	00:25,104	211,76	13:20:26	20 - GARCIA,José Julián						P.Vmax: 34	T. Ideal: 01:34,678
16	01:38,911	00:38,578	00:33,999	00:26,334	208,70	13:22:05	V. Tiempo	Sector 1	Sector 2	Sector 3	V.Max	Hora		
17	01:39,408	00:38,224	00:32,607	00:28,577	210,53	13:23:45	1	START	01:38,580	00:33,980	00:23,893		12:47:36	
18	01:35,588	00:38,353	00:32,223	00:25,012	207,49	13:25:20	2	01:37,289	00:39,342	00:32,533	00:25,414	209,30	12:49:13	
13 - VIETTI,Celestino						P.Vmax: 20	T. Ideal: 01:34,468	3	01:36,935	00:39,192	00:32,363	00:25,380	208,70	12:50:50
V. Tiempo	Sector 1	Sector 2	Sector 3	V.Max	Hora	4	PIT	00:41,526	00:33,380	00:31,440	205,71	12:52:37		
1	START	01:32,860	00:37,080	00:24,027		12:47:34	5	06:36,307	05:38,200	00:32,847	00:25,262		12:59:13	
2	01:37,033	00:39,332	00:32,600	00:25,101	208,70	12:49:11	6	01:36,879	00:39,089	00:32,509	00:25,281	203,97	13:00:50	
3	NULL	00:42,433	00:32,329	00:25,066	207,49	12:50:51	7	PIT	00:39,463	00:32,622	00:30,489	203,39	13:02:33	
4	01:36,131	00:38,779	00:32,244	00:25,108	210,53	12:52:27	8	NULL	09:04,669	00:32,385	00:24,891		13:12:34	
5	01:35,759	00:38,674	00:32,104	00:24,981	205,71	12:54:02	9	01:36,446	00:38,921	00:32,346	00:25,179	204,55	13:14:11	
6	01:35,704	00:38,444	00:32,259	00:25,001	208,09	12:55:38	10	01:36,191	00:38,792	00:32,253	00:25,146	204,55	13:15:47	
7	PIT	00:40,325	00:33,817	00:29,731	208,70	12:57:22	11	01:45,401	00:41,237	00:38,371	00:25,793	202,25	13:17:33	
8	20:10,794	19:12,782	00:33,024	00:24,988		13:17:33	12	01:36,812	00:39,148	00:32,520	00:25,144	203,97	13:19:09	
9	01:37,396	00:38,908	00:33,368	00:25,120	209,30	13:19:10	13	01:38,589	00:40,464	00:33,068	00:25,057	202,82	13:20:48	
10	01:37,272	00:40,176	00:32,258	00:24,838	211,14	13:20:48	14	01:36,255	00:38,813	00:32,210	00:25,232	206,30	13:22:24	
11	01:35,450	00:38,500	00:32,082	00:24,868	209,30	13:22:23	15	01:35,771	00:38,645	00:32,140	00:24,986	206,90	13:24:00	
12	01:35,575	00:38,359	00:32,192	00:25,024	208,09	13:23:59	16	PIT	00:38,919	00:32,586	00:57,133	206,30	13:26:09	
13	01:40,401	00:42,923	00:32,331	00:25,147	205,71	13:25:39	23 - FERNANDEZ,Raúl						P.Vmax: 31	T. Ideal: 01:34,462
15 - MIRALLES,Iván						P.Vmax: 38	T. Ideal: 01:37,008	V. Tiempo	Sector 1	Sector 2	Sector 3	V.Max	Hora	
V. Tiempo	Sector 1	Sector 2	Sector 3	V.Max	Hora	1	START	02:53,013	00:32,523	00:25,159		12:48:50		
1	PIT	01:44,229	00:35,791	00:33,569		12:47:53	2	01:35,839	00:38,691	00:32,174	00:24,974	207,49	12:50:26	
2	01:55,192	00:55,886	00:33,277	00:26,029		12:49:49	3	01:35,437	00:38,489	00:32,047	00:24,901	209,30	12:52:02	
3	01:42,121	00:39,729	00:34,116	00:28,276	200,56	12:51:31	4	01:35,549	00:38,654	00:32,028	00:24,867	208,70	12:53:37	
4	01:37,942	00:39,800	00:32,750	00:25,392	200,56	12:53:09	5	PIT	00:38,516	00:32,129	00:32,411	208,09	12:55:20	



CRONOCIRCUIT: oscar.gutierrez@circuitvalencia.com





CIRCUITO DE ALBACETE - 2018

Circuito de Albacete

13 - 14 October 2018

Circuito de Albacete

FIM CEV REPSOL

VUELTA A VUELTA SECTORES Qualifying Practice 2 Moto3

6	06:44,444	05:46,639	00:32,588	00:25,217		13:02:05	6	05:09,088	04:07,733	00:35,890	00:25,465		12:59:58
7	01:35,931	00:38,723	00:32,230	00:24,978	208,09	13:03:41	7	<b>01:36,083</b>	<b>00:38,750</b>	<b>00:32,257</b>	<b>00:25,076</b>	<b>213,65</b>	13:01:34
8	01:35,878	00:38,749	00:32,182	00:24,947	208,09	13:05:17	8	01:36,202	00:38,838	00:32,278	00:25,086	211,76	13:03:11
9	PIT	00:39,588	00:33,066	00:31,978	208,09	13:07:01	9	01:40,716	00:43,196	00:32,361	00:25,159	209,30	13:04:51
10	05:26,098	04:29,100	00:32,145	00:24,853		13:12:27	10	01:38,696	00:40,192	00:32,974	00:25,530	209,91	13:06:30
11	01:34,559	00:38,166	00:31,724	<b>00:24,669</b>	<b>209,91</b>	13:14:02	11	01:36,644	00:38,938	00:32,525	00:25,181	212,39	13:08:07
12	<b>01:34,528</b>	<b>00:38,087</b>	00:31,730	00:24,711	<b>209,91</b>	13:15:36	12	PIT	00:39,715	00:33,137	00:31,831	212,39	13:09:51
13	01:34,744	00:38,171	<b>00:31,706</b>	00:24,867	208,70	13:17:11	13	06:37,783	05:33,956	00:36,383	00:27,444		13:16:29
14	01:34,788	00:38,172	00:31,825	00:24,791	209,30	13:18:46	14	01:36,599	00:39,128	00:32,329	00:25,142	212,39	13:18:06
15	01:35,010	00:38,352	00:31,879	00:24,779	209,30	13:20:21	15	01:37,439	00:38,949	00:32,763	00:25,727	211,14	13:19:43
16	01:35,024	00:38,363	00:31,828	00:24,833	209,30	13:21:56	16	01:38,648	00:39,319	00:33,535	00:25,794	209,91	13:21:22
17	01:35,690	00:38,643	00:32,107	00:24,940	209,30	13:23:32	17	01:41,947	00:41,841	00:34,767	00:25,339	207,49	13:23:04
18	01:35,528	00:38,555	00:32,063	00:24,910	207,49	13:25:07	18	NULL	00:39,268	00:32,763	00:25,370	208,70	13:24:41
19							19	01:37,170	00:39,154	00:32,564	00:25,452	207,49	13:26:18

24 - WONGTHANANON,A.

P.Vmax: 16

T. Ideal: 01:35,070

V. Tiempo	Sector 1	Sector 2	Sector 3	V.Max	Hora
1	START	02:05,010	00:37,755	00:25,779	12:48:08
2	01:38,299	00:38,983	00:33,432	00:25,884	209,91 12:49:47
3	01:36,173	00:38,762	00:32,332	00:25,079	208,70 12:51:23
4	01:35,689	00:38,690	00:32,006	00:24,993	208,70 12:52:58
5	01:36,336	00:38,975	00:32,260	00:25,101	208,09 12:54:35
6	PIT	00:42,292	00:32,912	00:31,911	207,49 12:56:22
7	NULL	07:33,043	00:32,682	00:25,242	13:04:53
8	01:43,310	00:40,769	00:35,736	00:26,805	208,09 13:06:36
9	PIT	00:39,092	00:32,666	00:30,751	207,49 13:08:19
10	09:14,968	08:16,700	00:32,935	00:25,333	13:17:34
11	01:35,987	00:38,737	00:31,938	00:25,312	<b>211,76</b> 13:19:10
12	01:38,948	00:41,131	00:32,595	00:25,222	208,70 13:20:49
13	01:35,272	00:38,386	00:32,030	<b>00:24,856</b>	211,14 13:22:24
14	<b>01:35,073</b>	<b>00:38,344</b>	<b>00:31,870</b>	00:24,859	<b>211,76</b> 13:23:59
15	01:42,116	00:42,732	00:34,318	00:25,066	208,09 13:25:41

28 - FABER,Loran

P.Vmax: 6

T. Ideal: 01:34,149

V. Tiempo	Sector 1	Sector 2	Sector 3	V.Max	Hora
1	START	01:33,760	00:37,600	<b>00:23,285</b>	12:47:34
2	01:37,050	00:39,211	00:32,591	00:25,248	211,14 12:49:11
3	NULL	00:45,224	00:33,027	00:25,333	209,91 12:50:55
4	01:38,144	00:39,549	00:33,195	00:25,400	<b>213,65</b> 12:52:33
5	NULL	00:40,203	00:32,746	00:25,672	207,49 12:54:12
6	PIT	00:39,353	00:32,319	00:31,500	209,30 12:55:55
7	04:02,566	03:03,519	00:33,862	00:25,185	12:59:58
8	01:37,215	00:38,837	00:33,187	00:25,191	206,90 13:01:35
9	01:36,075	00:38,748	00:32,216	00:25,111	209,30 13:03:11
10	01:37,222	00:39,109	00:32,640	00:25,473	209,30 13:04:48
11	NULL	00:39,502	00:32,881	00:25,244	205,71 13:06:26
12	PIT	00:55,400	00:35,917	00:31,123	209,30 13:08:28
13	07:54,177	06:54,251	00:33,763	00:26,163	13:16:22
14	01:36,172	00:38,691	<b>00:32,204</b>	00:25,277	203,39 13:17:58
15	01:36,171	00:38,681	00:32,255	00:25,235	206,90 13:19:35
16	01:36,930	00:39,172	00:32,715	00:25,043	203,97 13:21:12
17	<b>01:36,005</b>	<b>00:38,660</b>	00:32,213	00:25,132	208,09 13:22:48
18	01:36,186	00:38,752	00:32,323	00:25,111	206,30 13:24:24
19	01:37,838	00:39,170	00:32,834	00:25,834	205,71 13:26:02

31 - SALIM,Gerry

P.Vmax: 6

T. Ideal: 01:36,083

V. Tiempo	Sector 1	Sector 2	Sector 3	V.Max	Hora
1	START	02:11,840	00:34,976	00:25,721	12:48:12
2	01:36,861	00:39,246	00:32,355	00:25,260	213,02 12:49:49
3	01:38,251	00:39,305	00:33,451	00:25,495	211,14 12:51:27
4	01:37,158	00:39,180	00:32,623	00:25,355	208,09 12:53:05
5	PIT	00:39,998	00:32,953	00:31,717	206,90 12:54:49

32 - OGURA,Ai

P.Vmax: 26

T. Ideal: 01:34,993

V. Tiempo	Sector 1	Sector 2	Sector 3	V.Max	Hora
1	START	02:19,760	00:32,821	00:25,633	12:48:18
2	01:36,246	00:38,696	00:32,517	00:25,033	209,91 12:49:54
3	01:36,191	00:38,714	00:32,299	00:25,178	208,70 12:51:30
4	01:35,876	00:38,727	00:32,217	00:24,932	209,30 12:53:06
5	01:36,050	00:38,668	00:32,273	00:25,109	<b>210,53</b> 12:54:42
6	01:36,174	00:38,725	00:32,246	00:25,203	208,70 12:56:18
7	PIT	00:40,230	00:33,304	00:34,219	206,90 12:58:06
8	NULL	07:19,386	00:32,979	00:25,069	13:06:24
9	01:35,137	00:38,339	00:32,024	<b>00:24,774</b>	208,70 13:07:59
10	01:35,162	<b>00:38,322</b>	00:32,005	00:24,835	208,09 13:09:34
11	01:35,313	00:38,337	00:32,094	00:24,882	208,09 13:11:09
12	PIT	00:40,032	00:33,742	00:32,568	208,70 13:12:56
13	05:26,386	04:28,845	00:32,542	00:24,999	13:18:22
14	01:35,319	00:38,388	00:32,035	00:24,896	209,30 13:19:57
15	<b>01:35,127</b>	00:38,396	<b>00:31,897</b>	00:24,834	208,70 13:21:32
16	01:37,641	00:39,620	00:32,706	00:25,315	<b>210,53</b> 13:23:10
17	01:38,463	00:40,241	00:32,664	00:25,558	209,91 13:24:49
18	01:36,736	00:39,282	00:32,349	00:25,105	207,49 13:26:25

33 - KUNII,Yuki

P.Vmax: 2

T. Ideal: 01:33,763

V. Tiempo	Sector 1	Sector 2	Sector 3	V.Max	Hora
1	START	02:15,800	<b>00:30,595</b>	00:25,406	12:48:12
2	01:36,258	00:38,641	00:32,193	00:25,424	208,09 12:49:48
3	01:37,201	00:39,912	00:32,166	00:25,123	211,14 12:51:25
4	01:35,767	00:38,661	00:32,206	00:24,900	212,39 12:53:01
5	PIT	00:38,631	00:32,145	00:31,280	211,76 12:54:43
6	05:14,327	04:15,633	00:33,597	00:25,097	12:59:57
7	<b>01:35,081</b>	<b>00:38,307</b>	00:31,858	00:24,916	208,70 13:01:32
8	01:35,259	00:38,315	00:32,016	00:24,928	208,09 13:03:07
9	01:35,117	00:38,343	00:31,913	<b>00:24,861</b>	206,90 13:04:43
10	01:35,359	00:38,501	00:31,961	00:24,897	208,70 13:06:18
11	01:35,549	00:38,453	00:32,084	00:25,012	207,49 13:07:54
12	PIT	00:38,704	00:32,937	00:31,857	207,49 13:09:37
13	06:51,984	05:48,053	00:36,818	00:27,113	13:16:29
14	01:35,581	00:38,470	00:32,164	00:24,947	207,49 13:18:05
15	01:35,325	00:38,561	00:31,862	00:24,902	209,91 13:19:40
16	01:38,076	00:40,743	00:32,284	00:25,049	<b>214,29</b> 13:21:18
17	01:36,315	00:39,010	00:32,298	00:25,007	211,14 13:22:54
18	01:35,555	00:38,587	00:32,059	00:24,909	209,91 13:24:30
19	01:36,554	00:39,016	00:32,468	00:25,070	209,91 13:26:06

34 - BOOTH-AMOS,Thomas

P.Vmax: 35

T. Ideal: 01:35,650

V. Tiempo	Sector 1	Sector 2	Sector 3	V.Max	Hora
1	START	02:18,760	00:33,131	00:25,698	12:48:17



CRONOCIRCUIT: oscar.gutierrez@circuitvalencia.com



CIRCUITO DE ALBACETE - 2018

Circuito de Albacete

13 - 14 October 2018

Circuito de Albacete

FIM CEV REPSOL

VUELTA A VUELTA SECTORES Qualifying Practice 2 Moto3

2	01:37,299	00:39,242	00:32,801	00:25,256	203,39	12:49:55	3	01:36,575	00:39,013	00:32,416	00:25,146	206,30	12:51:11
3	01:37,612	00:39,369	00:32,782	00:25,461	205,71	12:51:32	4	01:38,504	00:40,662	00:32,571	00:25,271	205,71	12:52:50
4	01:37,484	00:39,416	00:32,632	00:25,436	204,55	12:53:10	5	01:36,227	00:38,888	00:32,281	00:25,058	205,71	12:54:26
5	01:37,558	00:39,110	00:32,902	00:25,546	203,39	12:54:47	6	01:35,966	00:38,716	00:32,189	00:25,061	206,90	12:56:02
6	01:37,010	00:39,119	00:32,566	00:25,325	202,25	12:56:24	7	PIT	00:38,703	00:32,346	00:30,658	208,09	12:57:44
7	01:37,101	00:39,202	00:32,574	00:25,325	202,82	12:58:01	8	07:09,918	06:11,637	00:32,601	00:25,680		13:04:53
8	PIT	00:42,102	00:33,434	00:32,246	202,82	12:59:49	9	01:36,377	00:38,892	00:32,193	00:25,292	<b>210,53</b>	13:06:30
9	NULL	05:36,705	00:32,814	00:25,385		13:06:24	10	01:36,245	00:38,961	00:32,280	00:25,004	209,30	13:08:06
10	01:37,667	00:40,152	00:32,458	00:25,057	206,30	13:08:02	11	01:36,303	00:38,633	00:32,535	00:25,135	209,30	13:09:42
11	01:36,686	00:38,953	00:32,489	00:25,244	205,71	13:09:38	12	PIT	00:39,902	00:32,651	00:30,954	206,90	13:11:26
12	PIT	00:44,126	00:35,012	00:32,160	202,82	13:11:30	13	05:29,003	04:31,206	00:32,737	00:25,060		13:16:55
13	06:52,551	05:54,995	00:32,525	00:25,031		13:18:22	14	<b>01:34,935</b>	<b>00:38,309</b>	00:31,813	00:24,813	206,90	13:18:30
14	NULL	00:38,644	00:32,284	<b>00:24,892</b>	207,49	13:19:58	15	01:34,951	00:38,409	<b>00:31,802</b>	<b>00:24,740</b>	208,09	13:20:05
15	<b>01:36,088</b>	<b>00:38,593</b>	00:32,346	00:25,149	207,49	13:21:34	16	01:35,110	00:38,378	00:31,903	00:24,829	208,09	13:21:40
16	01:36,169	00:38,811	<b>00:32,165</b>	00:25,193	205,71	13:23:10	17	01:37,170	00:39,779	00:32,301	00:25,090	208,70	13:23:17
17	01:38,381	00:40,133	00:32,680	00:25,568	<b>208,09</b>	13:24:49	18	NULL	00:38,560	00:32,069	00:24,946	206,90	13:24:53
18	01:36,326	00:38,862	00:32,348	00:25,116	207,49	13:26:25	19	01:35,520	00:38,524	00:32,017	00:24,979	207,49	13:26:28

35 - CHANTRA,Somkiat

P.Vmax: 12

T. Ideal: 01:35,174

V. Tiempo	Sector 1	Sector 2	Sector 3	V.Max	Hora
1	START	02:09,200	00:37,209	00:25,838	12:48:12
2	01:36,106	00:38,999	00:32,156	00:24,951	207,49 12:49:48
3	01:36,472	00:39,125	00:32,263	00:25,084	210,53 12:51:25
4	01:37,050	00:39,051	00:32,677	00:25,322	208,09 12:53:02
5	PIT	00:38,741	00:32,075	00:31,656	209,91 12:54:44
6	NULL	04:12,722	00:35,907	00:25,423	12:59:58
7	01:36,134	00:38,594	00:32,488	00:25,052	211,76 13:01:34
8	01:35,833	00:38,873	00:32,010	00:24,950	206,90 13:03:10
9	NULL	00:43,407	00:32,137	00:24,937	206,30 13:04:51
10	01:35,815	00:38,684	00:32,143	00:24,988	209,30 13:06:26
11	01:36,289	00:39,057	00:32,232	00:25,000	208,70 13:08:03
12	PIT	00:38,878	00:32,073	00:31,435	206,90 13:09:45
13	06:44,398	05:43,425	00:34,240	00:26,733	13:16:29
14	<b>01:35,306</b>	<b>00:38,528</b>	00:32,001	<b>00:24,777</b>	209,91 13:18:05
15	01:36,218	00:38,569	<b>00:31,869</b>	00:25,780	<b>212,39</b> 13:19:41
16	01:35,595	00:38,670	00:31,954	00:24,971	208,09 13:21:17
17	01:38,881	00:40,907	00:32,645	00:25,329	204,55 13:22:55
18	01:35,409	00:38,642	00:31,953	00:24,814	209,30 13:24:31
19	01:36,501	00:39,312	00:32,168	00:25,021	210,53 13:26:07

36 - IKMAL,Izram

P.Vmax: 37

T. Ideal: 01:36,118

V. Tiempo	Sector 1	Sector 2	Sector 3	V.Max	Hora
1	START	01:39,400	00:36,160	<b>00:23,067</b>	12:47:38
2	02:08,806	01:06,269	00:36,371	00:26,166	<b>207,49</b> 12:49:47
3	01:40,415	00:40,837	00:33,914	00:25,664	206,90 12:51:28
4	<b>01:38,613</b>	<b>00:39,833</b>	<b>00:33,218</b>	00:25,562	<b>207,49</b> 12:53:06
5	01:41,209	00:41,796	00:33,511	00:25,902	206,90 12:54:47
6	PIT	00:39,959	00:33,326	00:31,930	<b>207,49</b> 12:56:33
7	10:22,359	09:20,908	00:34,961	00:26,490	13:06:55
8	01:45,394	00:44,116	00:34,494	00:26,784	204,55 13:08:40
9	01:41,573	00:40,825	00:33,853	00:26,895	203,97 13:10:22
10	01:40,449	00:40,643	00:33,679	00:26,127	202,82 13:12:02
11	01:40,545	00:40,814	00:33,895	00:25,836	202,82 13:13:43
12	PIT	00:40,929	00:34,468	00:32,325	206,90 13:15:31
13	06:20,064	05:17,881	00:34,248	00:27,935	13:21:51
14	PIT	00:44,124	00:36,630	00:33,420	181,36 13:23:45

41 - GARCIA,Marc

P.Vmax: 26

T. Ideal: 01:34,851

V. Tiempo	Sector 1	Sector 2	Sector 3	V.Max	Hora
1	START	01:59,510	00:33,323	00:25,497	12:47:58
2	01:36,478	00:39,022	00:32,341	00:25,115	206,30 12:49:35

43 - JESPERSEN,Simon

P.Vmax: 35

T. Ideal: 01:35,356

V. Tiempo	Sector 1	Sector 2	Sector 3	V.Max	Hora
1	START	01:35,480	00:35,420	<b>00:23,656</b>	12:47:34
2	01:38,500	00:39,780	00:33,223	00:25,497	<b>208,09</b> 12:49:13
3	01:37,604	00:39,407	00:32,767	00:25,430	205,71 12:50:50
4	22:15,805	21:16,794	00:33,283	00:25,728	203,97 13:13:06
5	01:37,682	00:39,609	00:32,704	00:25,369	201,12 13:14:44
6	01:37,376	<b>00:39,096</b>	00:32,915	00:25,365	201,68 13:16:21
7	<b>01:37,137</b>	00:39,197	<b>00:32,604</b>	00:25,336	200,56 13:17:58

47 - POLANCO,Aarón

P.Vmax: 20

T. Ideal: 01:35,776

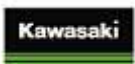
V. Tiempo	Sector 1	Sector 2	Sector 3	V.Max	Hora
1	START	02:04,710	00:37,346	00:25,804	12:48:08
2	01:38,086	00:39,910	00:32,897	00:25,279	205,13 12:49:46
3	01:37,630	00:39,355	00:32,561	00:25,714	208,70 12:51:23
4	01:37,133	00:39,221	00:32,427	00:25,485	<b>211,14</b> 12:53:00
5	PIT	00:41,827	00:33,538	00:31,561	206,30 12:54:47
6	10:49,607	09:51,591	00:32,669	00:25,347	13:05:37
7	01:36,879	00:39,200	00:32,304	00:25,375	208,70 13:07:14
8	01:36,420	00:39,134	00:32,203	00:25,083	209,91 13:08:50
9	PIT	00:41,083	00:32,938	00:31,258	209,91 13:10:36
10	05:50,043	04:44,627	00:38,635	00:26,781	13:16:26
11	01:36,776	00:38,839	00:32,560	00:25,377	210,53 13:18:02
12	01:36,479	00:38,989	00:32,394	00:25,096	<b>211,14</b> 13:19:39
13	<b>01:36,041</b>	00:38,819	00:32,231	00:24,991	208,09 13:21:15
14	01:39,718	00:42,246	00:32,262	00:25,210	209,91 13:22:55
15	NULL	<b>00:38,774</b>	<b>00:32,140</b>	<b>00:24,862</b>	209,91 13:24:30
16	01:36,427	00:38,800	00:32,351	00:25,276	209,30 13:26:07

50 - DUPASQUIER,Jason

P.Vmax: 2

T. Ideal: 01:35,734

V. Tiempo	Sector 1	Sector 2	Sector 3	V.Max	Hora
1	START	01:20,160	00:33,460	00:27,280	12:47:21
2	01:57,614	00:40,978	00:37,849	00:38,787	202,82 12:49:18
3	01:37,589	00:39,580	00:32,647	00:25,362	206,30 12:50:56
4	01:41,765	00:39,454	00:32,833	00:29,478	211,76 12:52:38
5	PIT	00:42,991	00:33,715	00:30,596	209,91 12:54:25
6	05:00,164	04:01,900	00:32,915	00:25,349	12:59:25
7	01:37,211	00:39,267	00:32,614	00:25,330	204,55 13:01:02
8	01:38,449	00:40,513	00:32,608	00:25,328	205,13 13:02:41
9	01:37,110	00:39,382	00:32,593	00:25,135	203,97 13:04:18
10	PIT	00:39,898	00:33,423	00:30,732	205,13 13:06:02
11	07:15,287	06:17,133	00:32,861	00:25,293	13:13:17
12	01:36,753	00:39,253	00:32,453	00:25,047	205,71 13:14:54



CRONOCIRCUIT: oscar.gutierrez@circuitvalencia.com



CIRCUITO DE ALBACETE - 2018

Circuito de Albacete

13 - 14 October 2018

Circuito de Albacete

FIM CEV REPSOL

VUELTA A VUELTA SECTORES Qualifying Practice 2 Moto3

13	01:35,886	00:38,710	00:32,178	00:24,998	205,13	13:16:30	9	01:42,295	00:44,737	00:32,410	00:25,148	205,13	13:08:03
14	01:35,959	<b>00:38,677</b>	00:32,157	00:25,125	211,76	13:18:06	10	01:36,104	00:38,840	00:32,118	00:25,146	207,49	13:09:39
15	01:37,025	00:38,943	00:32,755	00:25,327	<b>214,29</b>	13:19:43	11	PIT	00:39,340	00:32,694	00:30,987	205,71	13:11:22
16	<b>01:35,856</b>	00:38,799	<b>00:32,117</b>	<b>00:24,940</b>	208,09	13:21:19	12	05:03,268	03:57,206	00:39,738	00:26,324		13:16:26
17	01:36,916	00:39,140	00:32,529	00:25,247	210,53	13:22:56	13	01:36,368	00:38,896	00:32,394	00:25,078	211,14	13:18:02
18	01:35,962	00:38,805	00:32,204	00:24,953	213,65	13:24:32	14	01:37,510	00:40,492	<b>00:31,850</b>	00:25,168	207,49	13:19:40
19	01:36,606	00:39,191	00:32,293	00:25,122	209,91	13:26:08	15	<b>01:35,394</b>	<b>00:38,488</b>	00:32,068	00:24,838	210,53	13:21:15

52 - ALCOBA,Jeremy P.Vmax: 26 T. Ideal: 01:33,992

V. Tiempo	Sector 1	Sector 2	Sector 3	V.Max	Hora
1 START	01:33,540	00:34,290	00:25,710		12:47:33
2	01:35,522	00:38,682	00:32,058	205,13	12:49:09
3	01:34,929	00:38,273	00:31,926	204,55	12:50:44
4	01:34,856	00:38,328	00:31,810	205,71	12:52:19
5	PIT	00:38,287	00:31,819	203,97	12:54:01
6	06:02,553	05:00,371	00:35,892		13:00:04
7	01:34,865	00:38,237	00:31,834	208,09	13:01:38
8	NULL	00:38,920	00:31,855	209,30	13:03:14
9	01:34,860	00:38,293	00:31,833	209,91	13:04:49
10	01:35,014	00:38,258	00:31,732	207,49	13:06:24
11	PIT	00:39,168	00:32,072	<b>210,53</b>	13:08:05
12	NULL	06:01,194	00:36,135		13:15:08
13	<b>01:34,006</b>	00:37,942	<b>00:31,491</b>	206,30	13:16:42
14	01:34,182	<b>00:37,928</b>	00:31,595	206,30	13:18:16
15	01:34,205	00:38,016	00:31,598	206,30	13:19:50
16	01:37,987	00:40,802	00:32,200	203,39	13:21:28
17	01:34,943	00:38,288	00:31,841	206,90	13:23:03
18	01:36,118	00:38,879	00:32,287	206,30	13:24:39
19	01:35,110	00:38,428	00:31,869	205,13	13:26:14

53 - ÖNCÜ,Deniz P.Vmax: 1 T. Ideal: 01:34,573

V. Tiempo	Sector 1	Sector 2	Sector 3	V.Max	Hora
1 START	01:38,720	00:34,780	<b>00:24,121</b>		12:47:37
2	NULL	00:39,421	00:32,812	<b>216,22</b>	12:49:15
3	01:36,256	00:38,745	00:32,298	213,02	12:50:51
4	01:37,781	00:39,689	00:32,717	215,57	12:52:29
5	PIT	00:41,435	00:33,500	209,91	12:54:14
6	05:51,778	04:54,784	00:31,973		13:00:06
7	NULL	<b>00:38,532</b>	00:32,076	213,65	13:01:41
8	<b>01:35,655</b>	00:38,665	<b>00:31,920</b>	211,14	13:03:17
9	01:35,981	00:38,567	00:32,219	211,14	13:04:53
10	01:36,053	00:38,778	00:32,161	214,29	13:06:29
11	01:36,301	00:38,816	00:32,333	211,14	13:08:05
12	PIT	00:38,690	00:33,335	211,14	13:09:48
13	07:45,398	06:46,932	00:33,038		13:17:33
14	01:36,139	00:38,731	00:32,070	212,39	13:19:10
15	01:36,673	00:38,905	00:32,493	212,39	13:20:46
16	01:36,394	00:38,951	00:32,271	209,91	13:22:23
17	01:40,123	00:42,399	00:32,406	208,09	13:24:03
18	01:37,050	00:39,085	00:32,786	212,39	13:25:40

55 - MONTELLA,Yari P.Vmax: 12 T. Ideal: 01:35,122

V. Tiempo	Sector 1	Sector 2	Sector 3	V.Max	Hora
1 START	01:36,980	00:36,060	<b>00:24,784</b>		12:47:38
2	01:37,658	00:39,574	00:32,778	209,30	12:49:15
3	01:36,412	00:38,984	00:32,188	209,30	12:50:52
4	01:37,760	00:39,377	00:32,715	<b>212,39</b>	12:52:29
5	01:42,197	00:44,381	00:32,587	207,49	12:54:12
6	PIT	00:39,124	00:32,477	211,76	12:55:56
7	NULL	07:51,211	00:32,505		13:04:45
8	01:36,468	00:38,933	00:32,322	205,71	13:06:21

58 - IGLESIAS,Iñigo P.Vmax: 2 T. Ideal: 01:35,759

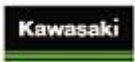
V. Tiempo	Sector 1	Sector 2	Sector 3	V.Max	Hora
1 START	01:39,500	00:34,240	<b>00:24,338</b>		12:47:38
2	01:38,507	00:40,126	00:32,856	213,65	12:49:16
3	01:37,721	00:39,563	00:32,841	<b>214,29</b>	12:50:54
4	01:37,087	00:39,037	<b>00:32,468</b>	208,09	12:52:31
5	01:37,571	00:39,682	00:32,543	208,70	12:54:09
6	PIT	00:41,341	00:37,457	205,71	12:56:00
7	06:55,867	05:57,101	00:33,098		13:02:55
8	01:37,222	00:39,116	00:32,620	206,30	13:04:33
9	01:37,309	00:39,231	00:32,661	206,30	13:06:10
10	PIT	00:41,363	00:33,518	206,30	13:07:56
11	09:15,429	08:17,200	00:32,853		13:17:12
12	01:37,069	00:39,100	00:32,671	208,09	13:18:49
13	<b>01:36,764</b>	<b>00:38,953</b>	00:32,536	206,30	13:20:25
14	01:38,015	00:39,420	00:33,163	208,09	13:22:03
15	PIT	00:39,929	00:32,818	206,90	13:23:49
16	01:51,251	00:53,154	00:32,805		13:25:40

61 - ÖNCÜ,Can P.Vmax: 16 T. Ideal: 01:34,275

V. Tiempo	Sector 1	Sector 2	Sector 3	V.Max	Hora
1 START	01:38,540	00:33,540	<b>00:24,162</b>		12:47:36
2	NULL	00:39,573	00:32,267	<b>211,76</b>	12:49:13
3	01:35,987	00:38,898	00:32,125	209,30	12:50:49
4	01:35,963	00:38,794	00:31,983	208,70	12:52:25
5	PIT	00:39,556	00:31,853	206,90	12:54:06
6	05:58,594	05:02,093	00:31,837		13:00:05
7	01:34,979	00:38,530	00:31,697	208,70	13:01:40
8	<b>01:34,870</b>	<b>00:38,484</b>	<b>00:31,629</b>	208,09	13:03:15
9	01:35,204	00:38,574	00:31,802	208,09	13:04:50
10	01:35,431	00:38,552	00:31,934	208,09	13:06:25
11	01:35,894	00:38,966	00:32,059	208,09	13:08:01
12	PIT	00:40,136	00:32,121	207,49	13:09:44
13	07:49,041	06:51,414	00:32,583		13:17:33
14	01:40,601	00:42,668	00:32,754	209,91	13:19:13
15	01:36,083	00:38,873	00:32,188	206,30	13:20:49
16	01:35,998	00:38,740	00:32,212	208,09	13:22:25
17	01:35,643	00:38,732	00:32,008	209,30	13:24:01
18	01:36,478	00:39,040	00:32,177	208,70	13:25:37

66 - SYAHMI,Danial P.Vmax: 20 T. Ideal: 01:36,839

V. Tiempo	Sector 1	Sector 2	Sector 3	V.Max	Hora
1 START	01:37,500	00:35,300	<b>00:24,609</b>		12:47:37
2	01:38,911	00:40,519	00:32,909	<b>211,14</b>	12:49:16
3	01:38,822	00:40,106	00:33,054	209,91	12:50:55
4	01:38,232	00:39,640	00:33,069	210,53	12:52:33
5	01:38,277	00:39,941	<b>00:32,857</b>	205,71	12:54:11
6	PIT	00:40,513	00:33,087	207,49	12:55:57
7	08:25,003	07:25,942	00:33,299		13:04:22
8	01:38,357	00:39,905	00:33,029	205,71	13:06:01
9	01:38,381	00:39,967	00:32,962	205,13	13:07:39
10	01:38,014	00:39,525	00:32,959	205,71	13:09:17
11	01:37,946	00:39,722	00:32,925	206,30	13:10:55



CRONOCIRCUIT: oscar.gutierrez@circuitvalencia.com





Circuito de Albacete


13 - 14 October 2018

Circuito de Albacete

FIM CEV REPSOL

VUELTA A VUELTA SECTORES Qualifying Practice 2 Moto3

12	01:37,745	00:39,373	00:32,916	00:25,456	208,70	13:12:33	15	01:37,010	00:39,608	00:32,133	00:25,269	213,02	13:21:16				
13	PIT	00:40,636	00:34,020	00:32,483	207,49	13:14:20	16	01:36,413	00:38,951	00:32,309	00:25,153	213,65	13:22:53				
14	06:34,921	05:35,572	00:33,548	00:25,801		13:20:55	17	01:36,778	00:38,961	00:32,545	00:25,272	208,70	13:24:30				
15	01:38,939	00:40,049	00:33,142	00:25,748	206,30	13:22:34	18	01:37,045	00:39,071	00:32,726	00:25,248	206,90	13:26:07				
16	01:38,793	00:39,880	00:33,138	00:25,775	206,30	13:24:13	81 - VIU,Aleix						P.Vmax: 31	T. Ideal: 01:34,305			
17	01:38,854	00:39,961	00:33,170	00:25,723	205,13	13:25:51	V. Tiempo						Sector 1	Sector 2	Sector 3	V.Max	Hora
67 - RIU,Gerard						P.Vmax: 16	T. Ideal: 01:35,511	1	START	02:36,831	00:32,599	00:25,216				12:48:34	
1	START	02:04,150	00:38,944	00:25,698		12:48:09	2	01:35,677	00:38,840	00:31,968	00:24,869	206,90	12:50:10				
2	01:37,279	00:39,373	00:32,707	00:25,199	208,70	12:49:46	3	01:34,808	00:38,306	00:31,759	00:24,743	206,30	12:51:45				
3	01:37,401	00:39,318	00:32,793	00:25,290	211,14	12:51:23	4	01:44,734	00:42,557	00:37,270	00:24,907	208,09	12:53:30				
4	01:36,352	00:38,965	00:32,247	00:25,140	208,09	12:53:00	5	01:34,906	00:38,331	00:31,712	00:24,863	205,71	12:55:05				
5	01:36,466	00:39,013	00:32,208	00:25,245	206,30	12:54:36	6	01:34,952	00:38,240	00:31,723	00:24,989	205,71	12:56:39				
6	PIT	00:39,143	00:33,520	00:31,182	205,71	12:56:20	7	01:35,084	00:38,347	00:31,846	00:24,891	207,49	12:58:15				
7	NULL	15:15,371	00:32,315	00:25,281		13:12:33	8	PIT	00:41,028	00:33,408	00:32,039	197,26	13:00:01				
8	01:35,919	00:38,854	00:32,020	00:25,045	208,70	13:14:09	9	07:41,454	06:42,902	00:33,583	00:24,969		13:07:42				
9	PIT	00:39,167	00:32,500	00:29,853	206,90	13:15:50	10	01:35,029	00:38,453	00:31,901	00:24,675	207,49	13:09:18				
10	01:48,001	00:50,741	00:32,192	00:25,085		13:17:38	11	01:36,338	00:38,608	00:32,857	00:24,873	209,30	13:10:54				
11	01:35,936	00:38,870	00:32,123	00:24,943	207,49	13:19:14	12	01:34,359	00:38,071	00:31,575	00:24,713	208,09	13:12:28				
12	01:35,636	00:38,694	00:32,013	00:24,929	208,09	13:20:50	13	01:34,820	00:38,354	00:31,807	00:24,659	209,91	13:14:03				
13	01:35,617	00:38,590	00:31,992	00:25,035	209,30	13:22:25	14	PIT	00:38,326	00:31,724	03:36,886	209,30	13:18:50				
14	01:35,820	00:38,634	00:32,026	00:25,160	211,76	13:24:01	88 - IERACI,Bruno						P.Vmax: 2	T. Ideal: 01:34,133			
15	01:36,333	00:38,864	00:32,223	00:25,246	209,91	13:25:38	V. Tiempo						Sector 1	Sector 2	Sector 3	V.Max	Hora
71 - ROSSI,Riccardo						P.Vmax: 12	T. Ideal: 01:34,211	1	START	01:38,320	00:34,959	00:23,865				12:47:37	
1	START	01:34,620	00:36,040	00:23,539		12:47:34	2	01:36,692	00:39,514	00:32,169	00:25,009	211,76	12:49:14				
2	01:39,282	00:40,918	00:33,128	00:25,236	212,39	12:49:13	3	01:35,583	00:38,615	00:32,204	00:24,764	214,29	12:50:49				
3	01:44,813	00:46,582	00:32,869	00:25,362	211,76	12:50:58	4	01:35,719	00:38,658	00:31,922	00:25,139	210,53	12:52:25				
4	01:39,308	00:41,006	00:32,801	00:25,501	208,70	12:52:37	5	01:35,917	00:38,617	00:32,290	00:25,010	209,30	12:54:01				
5	PIT	00:43,407	00:33,310	00:32,006	208,09	12:54:26	6	PIT	00:38,723	00:34,186	00:31,851	206,30	12:55:46				
6	05:40,965	04:43,253	00:32,477	00:25,235		13:00:07	7	08:57,436	07:59,925	00:32,591	00:24,920		13:04:43				
7	PIT	00:38,968	00:33,405	00:34,129	210,53	13:01:54	8	01:35,689	00:38,497	00:32,225	00:24,967	210,53	13:06:19				
8	NULL	00:52,109	00:32,915	00:25,455		13:03:44	9	PIT	00:39,845	00:33,130	00:31,744	209,91	13:08:03				
9	01:36,750	00:38,948	00:32,597	00:25,205	210,53	13:05:21	10	08:22,737	07:17,109	00:39,423	00:26,205		13:16:26				
10	PIT	00:43,440	00:33,669	00:30,591	208,09	13:07:08	11	01:36,505	00:38,866	00:32,534	00:25,105	214,29	13:18:03				
11	NULL	04:21,872	00:32,532	00:24,967		13:12:28	12	01:36,283	00:38,995	00:32,174	00:25,114	214,29	13:19:39				
12	01:35,440	00:38,531	00:32,141	00:24,768	208,09	13:14:03	13	01:35,240	00:38,346	00:32,045	00:24,849	211,76	13:21:14				
13	01:36,081	00:38,543	00:32,250	00:25,288	210,53	13:15:39	14	01:35,421	00:38,505	00:32,029	00:24,887	208,70	13:22:50				
14	PIT	00:44,065	00:33,138	00:31,160	197,80	13:17:28	15	01:40,998	00:43,555	00:32,482	00:24,961	208,70	13:24:31				
15	04:56,956	03:56,066	00:34,978	00:25,912		13:22:25	16	01:36,939	00:39,690	00:32,332	00:24,917	213,02	13:26:08				
16	01:35,888	00:38,664	00:32,199	00:25,025	211,14	13:24:01	96 - PAGLIANI,Manuel						P.Vmax: 26	T. Ideal: 01:34,574			
17	01:37,367	00:40,231	00:32,166	00:24,970	211,14	13:25:38	V. Tiempo						Sector 1	Sector 2	Sector 3	V.Max	Hora
73 - KOFLER,Maximilian						P.Vmax: 6	T. Ideal: 01:36,022	1	START	02:04,470	00:37,837	00:25,629				12:48:08	
1	START	01:36,220	00:36,100	00:25,604		12:47:38	2	01:37,495	00:39,324	00:32,928	00:25,243	210,53	12:49:45				
2	01:38,533	00:40,205	00:32,858	00:25,470	211,76	12:49:16	3	01:36,636	00:39,065	00:32,471	00:25,100	207,49	12:51:22				
3	01:38,509	00:39,553	00:33,130	00:25,826	213,02	12:50:55	4	01:36,450	00:39,026	00:32,313	00:25,111	208,70	12:52:58				
4	01:37,166	00:39,216	00:32,561	00:25,389	209,30	12:52:32	5	PIT	00:40,993	00:32,467	00:29,924	207,49	12:54:42				
5	01:38,038	00:39,433	00:32,656	00:25,949	208,09	12:54:10	6	10:54,958	09:57,098	00:32,625	00:25,235		13:05:37				
6	PIT	00:42,313	00:33,139	00:31,203	202,25	12:55:57	7	01:36,639	00:39,299	00:32,130	00:25,210	208,70	13:07:13				
7	06:09,439	05:11,055	00:32,914	00:25,470		13:02:06	8	01:35,883	00:38,741	00:32,092	00:25,050	208,70	13:08:49				
8	01:37,380	00:39,335	00:32,644	00:25,401	208,09	13:03:43	9	01:35,577	00:38,662	00:31,975	00:24,940	208,09	13:10:25				
9	01:37,964	00:40,053	00:32,592	00:25,319	209,30	13:05:21	10	PIT	00:38,807	00:33,222	00:29,747	209,30	13:12:06				
10	01:37,621	00:39,322	00:32,629	00:25,670	210,53	13:06:59	11	04:19,019	03:12,802	00:40,261	00:25,956		13:16:25				
11	PIT	00:40,216	00:34,431	00:31,629	202,82	13:08:45	12	01:36,044	00:38,674	00:32,628	00:24,742	208,70	13:18:02				
12	07:40,723	06:35,568	00:36,169	00:28,986		13:16:26	13	01:34,927	00:38,634	00:31,594	00:24,699	210,53	13:19:36				
13	01:37,292	00:39,339	00:32,378	00:25,575	212,39	13:18:03	14	01:34,666	00:38,281	00:31,652	00:24,733	209,30	13:21:11				
14	01:36,140	00:38,801	00:32,068	00:25,271	213,65	13:19:39	15	01:34,849	00:38,343	00:31,759	00:24,747	209,91	13:22:46				
							16	01:34,971	00:38,390	00:31,800	00:24,781	209,30	13:24:21				
							17	01:35,236	00:38,566	00:31,906	00:24,764	208,70	13:25:56				



CRONOCIRCUIT: oscar.gutierrez@circuitvalencia.com



CIRCUITO DE ALBACETE - 2018

Circuito de Albacete

13 - 14 October 2018

Circuito de Albacete

FIM CEV REPSOL

VUELTA A VUELTA SECTORES Qualifying Practice 2 Moto3

99 - TATAY,Carlos		P.Vmax: 10		T. Ideal: 01:34,819	
V. Tiempo	Sector 1	Sector 2	Sector 3	V.Max	Hora
1 START	02:10,420	00:36,288	00:25,697		12:48:12
2 01:36,517	00:39,129	00:32,392	00:24,996	211,76	12:49:49
3 01:36,822	00:39,381	00:32,439	00:25,002	211,76	12:51:25
4 01:35,745	00:38,682	00:32,118	00:24,945	209,91	12:53:01
5 01:35,921	00:38,734	00:31,968	00:25,219	209,91	12:54:37
6 PIT	00:39,505	00:32,941	00:29,994	206,30	12:56:20
7 06:57,948	05:59,683	00:32,800	00:25,465		13:03:18
8 01:36,374	00:38,843	00:32,274	00:25,257	209,30	13:04:54
9 01:37,356	00:38,876	00:32,290	00:26,190	211,76	13:06:31
10 01:35,970	00:38,786	00:32,194	00:24,990	206,90	13:08:07
11 01:36,062	00:38,739	00:32,208	00:25,115	211,14	13:09:43
12 PIT	00:39,531	00:32,850	00:29,699	208,70	13:11:25
13 NULL	02:45,772	00:32,710	00:25,213		13:15:09
14 <b>01:34,926</b>	00:38,411	<b>00:31,787</b>	<b>00:24,728</b>	208,70	13:16:44
15 01:35,070	00:38,419	00:31,881	00:24,770	210,53	13:18:19
16 01:35,038	00:38,355	00:31,907	00:24,776	<b>213,02</b>	13:19:54
17 01:34,993	<b>00:38,304</b>	00:31,875	00:24,814	208,09	13:21:29
18 01:35,461	00:38,558	00:32,013	00:24,890	209,91	13:23:05
19 01:35,590	00:38,552	00:32,138	00:24,900	209,91	13:24:40
20 01:36,949	00:39,043	00:32,774	00:25,132	208,70	13:26:17



CRONOCIRCUIT: oscar.gutierrez@circuitvalencia.com




**CIRCUITO ALBACETE****Moto3**  
WORLD CHAMPIONSHIP**Moto2**  
WORLD CHAMPIONSHIP**Talent**  
WORLD CHAMPIONSHIP**Circuito de Albacete**

13 - 14 October 2018

Circuito de Albacete

**FIM CEV REPSOL****Velocidades máximas Qualifying Practice 2 Moto3**

Name	Country/Res	Brand	Best 5 max. speed					Media	Max.
53 ÖNCÜ, Deniz	TUR	KTM	216,2	215,6	214,3	213,6	213,0	214,5	216,2
33 KUNII, Yuki	JPN	Honda	214,3	212,4	211,8	211,1	211,1	212,1	214,3
88 IERACI, Bruno	ITA	Honda	214,3	214,3	214,3	213,0	211,8	213,5	214,3
58 IGLESIAS, Iñigo	SPA	KTM	214,3	213,6	208,7	208,1	208,1	210,6	214,3
50 DUPASQUIER, Jason	SWI	KTM	214,3	213,6	211,8	211,8	210,5	212,4	214,3
73 KOFLER, Maximilian	AUT	KTM	213,6	213,6	213,0	213,0	212,4	213,1	213,6
12 SALAC, Filip	CZE	KTM	213,6	212,4	211,8	211,8	210,5	212,0	213,6
28 FABER, Loran	NED	Honda	213,6	211,1	209,9	209,3	209,3	210,7	213,6
31 SALIM, Gerry	INA	Honda	213,6	213,0	212,4	212,4	212,4	212,8	213,6
6 YAMANAKA, Ryusei	JPN	KTM	213,0	211,1	208,7	208,7	208,7	210,0	213,0
99 TATAY, Carlos	SPA	KTM	213,0	211,8	211,8	211,8	211,1	211,9	213,0
11 GARCIA, Sergio	SPA	Honda	212,4	211,8	210,5	210,5	209,3	210,9	212,4
35 CHANTRA, Somkiat	THA	Honda	212,4	211,8	210,5	210,5	209,9	211,0	212,4
55 MONTELLA, Yari	ITA	Honda	212,4	211,8	211,1	210,5	209,3	211,0	212,4
71 ROSSI, Riccardo	ITA	Husqvarna	212,4	211,8	211,1	211,1	210,5	211,4	212,4
67 RIU, Gerard	SPA	Husqvarna	211,8	211,1	209,9	209,3	208,7	210,2	211,8
61 ÖNCÜ, Can	TUR	KTM	211,8	209,9	209,3	209,3	208,7	209,8	211,8
7 BALTUS, Barry	BEL	KTM	211,8	210,5	208,7	208,1	208,1	209,4	211,8
24 WONGTHANANON, A.	THA	KTM	211,8	211,8	211,1	209,9	208,7	210,7	211,8
13 VIETTI, Celestino	ITA	KTM	211,1	210,5	209,3	209,3	208,7	209,8	211,1
10 CARRARO, Nicola	ITA	KTM	211,1	210,5	209,3	209,3	208,1	209,7	211,1
18 VAN De Lagemaat, Ryan	NED	KTM	211,1	210,5	210,5	209,9	209,9	210,4	211,1
8 LORENTE, Angel	SPA	KTM	211,1	210,5	209,9	209,3	209,3	210,0	211,1
66 SYAHMI, Danial	MAL	Honda	211,1	210,5	209,9	208,7	207,5	209,6	211,1
47 POLANCO, Aarón	SPA	Honda	211,1	211,1	210,5	209,9	209,9	210,5	211,1
52 ALCOBA, Jeremy	SPA	Honda	210,5	209,9	209,3	208,1	207,5	209,1	210,5
3 ZANNONI, Kevin	ITA	TM	210,5	209,3	209,3	207,5	206,9	208,7	210,5
96 PAGLIANI, Manuel	ITA	Honda	210,5	210,5	209,9	209,3	209,3	209,9	210,5
41 GARCIA, Marc	SPA	KTM	210,5	209,3	209,3	208,7	208,1	209,2	210,5
32 OGURA, Ai	JPN	Honda	210,5	210,5	209,9	209,9	209,3	210,0	210,5
5 TOLEDO, Alex	SPA	Mir Racing KTM	209,9	208,7	208,1	206,3	206,3	207,9	209,9
81 VIU, Aleix	SPA	Honda	209,9	209,3	209,3	208,1	208,1	208,9	209,9
23 FERNANDEZ, Raúl	SPA	KTM	209,9	209,9	209,3	209,3	209,3	209,5	209,9
20 GARCIA, José Julián	SPA	Husqvarna	209,3	208,7	206,9	206,3	206,3	207,5	209,3
34 BOOTH-AMOS, Thomas	GBR	Honda	208,1	207,5	207,5	207,5	206,3	207,4	208,1
43 JESPERSEN, Simon	DEN	KTM	208,1	205,7	204,0	201,7	201,1	204,1	208,1
36 IKMAL, Izam	MAL	Honda	207,5	207,5	207,5	206,9	206,9	207,3	207,5
15 MIRALLES, Iván	SPA	KTM	200,6	200,6	200,0	198,9	197,8	199,6	200,6



CRONOCIRCUIT: oscar.gutierrez@circuitvalencia.com



CIRCUITO DE ALBACETE - 2018

Circuito de Albacete

13 - 14 October 2018

Circuito de Albacete

FIM CEV REPSOL


CIRCUITO ALBACETE

ANALISIS PIT Qualifying Practice 2 Moto3

<b>3 ZANNONI, Kevin</b> Team TM R.Factory 3570MTA				<b>13 VIETTI, Celestino</b> Team SKY J.T.VR46 Riders				<b>32 OGURA, Ai</b> Team Asia Talent T.			
Time IN	Time OUT	GAP	Lap	Time IN	Time OUT	GAP	Lap	Time IN	Time OUT	GAP	Lap
12:58:21,771	13:04:46,106	00:06:24,335	7	12:57:22,539	13:15:56,333	00:18:33,794	7	12:58:06,748	13:04:48,029	00:06:41,281	7
13:16:06,108	13:16:22,083	00:00:15,975	14	Num. P. 1 Total in PIT: 00:18:33,794				13:12:56,136	13:16:45,581	00:03:49,445	12
13:22:57,917	...		18					Num. P. 2 Total in PIT: 00:10:30,726			
Num. P. 3 Total in PIT: 00:06:40,310											
<b>5 TOLEDO, Alex</b> Team Cuna de Campeones				<b>15 MIRALLES, Iván</b> Team Cuna de Campeones				<b>33 KUNII, Yuki</b> Team Asia Talent T.			
Time IN	Time OUT	GAP	Lap	Time IN	Time OUT	GAP	Lap	Time IN	Time OUT	GAP	Lap
12:57:24,234	13:05:04,823	00:07:40,589	7	12:47:53,833	12:48:09,457	00:00:15,624	1	12:54:43,327	12:58:15,906	00:03:32,579	5
13:12:08,103	13:15:04,692	00:02:56,589	11	12:59:49,503	13:06:47,992	00:06:58,489	8	13:09:37,517	13:14:43,289	00:05:05,772	12
Num. P. 2 Total in PIT: 00:10:37,178				Num. P. 2 Total in PIT: 00:07:14,113				Num. P. 2 Total in PIT: 00:08:38,351			
<b>6 YAMANAKA, Ryusei</b> Team Team 3570 MTA				<b>18 VAN De Lagemaat, Ryan</b> Team Lagemaat Racing				<b>34 BOOTH-AMOS, Thomas</b> Team British Talent T.			
Time IN	Time OUT	GAP	Lap	Time IN	Time OUT	GAP	Lap	Time IN	Time OUT	GAP	Lap
12:57:24,026	13:00:54,955	00:03:30,929	7	12:55:55,153	12:58:12,304	00:02:17,151	6	12:59:49,679	13:04:48,309	00:04:58,630	8
13:03:07,614	13:14:00,819	00:10:53,205	8	13:09:51,848	13:14:40,010	00:04:48,162	13	13:11:30,234	13:16:45,573	00:05:15,339	12
Num. P. 2 Total in PIT: 00:14:24,134				Num. P. 2 Total in PIT: 00:07:05,313				Num. P. 2 Total in PIT: 00:10:13,969			
<b>7 BALTUS, Barry</b> Team Reale Avintia Acad.				<b>20 GARCIA, José Julián</b> Team Laglisse Academy				<b>35 CHANTRA, Somkiat</b> Team AP Honda RT			
Time IN	Time OUT	GAP	Lap	Time IN	Time OUT	GAP	Lap	Time IN	Time OUT	GAP	Lap
13:09:44,464	13:13:32,664	00:03:48,200	5	12:52:37,267	12:57:36,396	00:04:59,129	4	12:54:44,591	12:58:09,585	00:03:24,994	5
Num. P. 1 Total in PIT: 00:03:48,200				13:02:33,027	13:11:01,052	00:08:28,025	7	13:09:45,581	13:14:51,107	00:05:05,526	12
				13:26:09,075	...		16	Num. P. 2 Total in PIT: 00:08:30,520			
<b>8 LORENTE, Angel</b> Team Cuna de Campeones				<b>23 FERNANDEZ, Raúl</b> Team Angel Nieto Team				<b>36 IKMAL, Izam</b> Team Petronas Sprinta Sic			
Time IN	Time OUT	GAP	Lap	Time IN	Time OUT	GAP	Lap	Time IN	Time OUT	GAP	Lap
12:54:09,930	13:02:16,547	00:08:06,617	5	12:55:20,820	13:00:29,152	00:05:08,332	5	12:56:33,129	13:05:07,919	00:08:34,790	6
13:12:09,192	13:15:38,163	00:03:28,971	11	13:07:01,705	13:10:53,284	00:03:51,579	9	13:15:31,171	13:20:07,002	00:04:35,831	12
Num. P. 2 Total in PIT: 00:11:35,588				Num. P. 2 Total in PIT: 00:08:59,911				13:23:45,409	...		14
<b>10 CARRARO, Nicola</b> Team Max Racing T.				<b>24 WONGTHANANON, A.</b> Team VR46 Master Camp				<b>41 GARCIA, Marc</b> Team Max Racing T.			
Time IN	Time OUT	GAP	Lap	Time IN	Time OUT	GAP	Lap	Time IN	Time OUT	GAP	Lap
12:57:35,244	13:03:17,357	00:05:42,113	7	12:56:22,400	13:03:13,106	00:06:50,706	6	12:57:44,031	13:03:14,822	00:05:30,791	7
13:09:56,534	13:15:18,577	00:05:22,043	11	13:08:19,186	13:15:56,883	00:07:37,697	9	13:11:26,381	13:15:18,094	00:03:51,713	12
Num. P. 2 Total in PIT: 00:11:04,156				Num. P. 2 Total in PIT: 00:14:28,403				Num. P. 2 Total in PIT: 00:09:22,504			
<b>11 GARCIA, Sergio</b> Team J.T.Estrella Galicia				<b>28 FABER, Loran</b> Team STG Dutch R.T.				<b>47 POLANCO, Aarón</b> Team Leopard Junior			
Time IN	Time OUT	GAP	Lap	Time IN	Time OUT	GAP	Lap	Time IN	Time OUT	GAP	Lap
12:53:32,256	12:56:51,783	00:03:19,527	4	12:55:55,460	12:58:16,784	00:02:21,324	6	12:54:47,879	13:04:01,364	00:09:13,485	5
13:08:20,659	13:13:21,053	00:05:00,394	11	13:08:28,605	13:14:38,785	00:06:10,180	12	13:10:36,064	13:14:42,447	00:04:06,383	9
Num. P. 2 Total in PIT: 00:08:19,921				Num. P. 2 Total in PIT: 00:08:31,504				Num. P. 2 Total in PIT: 00:13:19,868			
<b>12 SALAC, Filip</b> Team Czech T.T.Cuna Campe				<b>31 SALIM, Gerry</b> Team Astra Honda RT				<b>50 DUPASQUIER, Jason</b> Team Carxpert-KTM-H43			
Time IN	Time OUT	GAP	Lap	Time IN	Time OUT	GAP	Lap	Time IN	Time OUT	GAP	Lap
12:57:43,936	13:02:16,270	00:04:32,334	7	12:54:49,719	12:58:10,060	00:03:20,341	5	12:54:25,414	12:57:48,380	00:03:22,966	5
13:10:35,049	13:15:38,207	00:05:03,158	12	13:09:51,831	13:14:43,631	00:04:51,800	12	13:06:02,401	13:11:40,229	00:05:37,828	10
Num. P. 2 Total in PIT: 00:09:35,492				Num. P. 2 Total in PIT: 00:08:12,141				Num. P. 2 Total in PIT: 00:09:00,794			



CRONOCIRCUIT: oscar.gutierrez@circuitvalencia.com



DOMINA

Circuito de Albacete

13 - 14 October 2018

Circuito de Albacete

FIM CEV REPSOL

CIRCUITO ALBACETE

ANALISIS PIT Qualifying Practice 2 Moto3

52 ALCOBA,Jeremy Team J.T.Estrella Galicia				73 KOFLER,Maximilian Team KRP			
Time IN	Time OUT	GAP	Lap	Time IN	Time OUT	GAP	Lap
12:54:01,494	12:58:25,141	00:04:23,647	5	12:55:57,069	13:00:20,305	00:04:23,236	6
13:08:05,140	13:13:29,594	00:05:24,454	11	13:08:45,749	13:14:43,598	00:05:57,849	11
Num. P. 2		Total in PIT: 00:09:48,101		Num. P. 2		Total in PIT: 00:10:21,085	
53 ÖNCÜ,Deniz Team Red Bull KTM AJO				81 VIU,Aleix Team Marinelli Sniper			
Time IN	Time OUT	GAP	Lap	Time IN	Time OUT	GAP	Lap
12:54:14,455	12:58:30,061	00:04:15,606	5	13:00:01,526	13:05:56,299	00:05:54,773	8
13:09:48,541	13:15:56,522	00:06:07,981	12	13:18:50,462	...		14
Num. P. 2		Total in PIT: 00:10:23,587		Num. P. 2		Total in PIT: 00:05:54,773	
55 MONTELLA,Yari Team SIC58 Squadra Corse				88 IERACI,Bruno Team SIC58 Squadra Corse			
Time IN	Time OUT	GAP	Lap	Time IN	Time OUT	GAP	Lap
12:55:56,084	13:03:04,364	00:07:08,280	6	12:55:46,059	13:03:04,672	00:07:18,613	6
13:11:22,956	13:14:42,681	00:03:19,725	11	13:08:03,903	13:14:43,097	00:06:39,194	9
Num. P. 2		Total in PIT: 00:10:28,005		Num. P. 2		Total in PIT: 00:13:57,807	
58 IGLESIAS,Iñigo Team AGR Team				96 PAGLIANI,Manuel Team Leopard Junior			
Time IN	Time OUT	GAP	Lap	Time IN	Time OUT	GAP	Lap
12:56:00,046	13:01:14,383	00:05:14,337	6	12:54:42,145	13:04:00,837	00:09:18,692	5
13:07:56,659	13:15:29,828	00:07:33,169	10	13:12:06,978	13:14:41,134	00:02:34,156	10
13:23:49,630	13:24:04,704	00:00:15,074	15	Num. P. 2		Total in PIT: 00:11:52,848	
Num. P. 3		Total in PIT: 00:13:02,580		99 TATAY,Carlos Team Reale Avintia Acad.			
61 ÖNCÜ,Can Team Red Bull KTM AJO				Time IN	Time OUT	GAP	Lap
Time IN	Time OUT	GAP	Lap	12:56:20,094	13:01:39,786	00:05:19,692	6
12:54:06,700	12:58:29,316	00:04:22,616	5	13:11:25,884	13:13:33,974	00:02:08,090	12
13:09:44,095	13:15:56,119	00:06:12,024	12	Num. P. 2		Total in PIT: 00:07:27,782	
Num. P. 2		Total in PIT: 00:10:34,640		66 SYAHMI,Danial Team Petronas Sprinta Sic			
66 SYAHMI,Danial Team Petronas Sprinta Sic				Time IN	Time OUT	GAP	Lap
Time IN	Time OUT	GAP	Lap	12:55:57,853	13:02:41,752	00:06:43,899	6
12:55:57,853	13:02:41,752	00:06:43,899	6	13:14:20,438	13:19:15,141	00:04:54,703	13
13:14:20,438	13:19:15,141	00:04:54,703	13	Num. P. 2		Total in PIT: 00:11:38,602	
Num. P. 2		Total in PIT: 00:11:38,602		67 RIU,Gerard Team Laglisse Academy			
67 RIU,Gerard Team Laglisse Academy				Time IN	Time OUT	GAP	Lap
Time IN	Time OUT	GAP	Lap	12:56:20,379	13:10:57,998	00:14:37,619	6
12:56:20,379	13:10:57,998	00:14:37,619	6	13:15:50,785	13:16:04,765	00:00:13,980	9
13:15:50,785	13:16:04,765	00:00:13,980	9	Num. P. 2		Total in PIT: 00:14:51,599	
Num. P. 2		Total in PIT: 00:14:51,599		71 ROSSI,Riccardo Team Laglisse Academy			
71 ROSSI,Riccardo Team Laglisse Academy				Time IN	Time OUT	GAP	Lap
Time IN	Time OUT	GAP	Lap	12:54:26,569	12:58:32,101	00:04:05,532	5
12:54:26,569	12:58:32,101	00:04:05,532	5	13:01:54,036	13:02:08,200	00:00:14,164	7
13:01:54,036	13:02:08,200	00:00:14,164	7	13:07:08,965	13:10:53,263	00:03:44,298	10
13:07:08,965	13:10:53,263	00:03:44,298	10	13:17:28,220	13:20:36,541	00:03:08,321	14
13:17:28,220	13:20:36,541	00:03:08,321	14	Num. P. 4		Total in PIT: 00:11:12,315	
Num. P. 4		Total in PIT: 00:11:12,315					



CRONOCIRCUIT: oscar.gutierrez@circuitvalencia.com