

Moto3 JUNIORS
MIDDLE-LEVEL CHAMPIONSHIP
Moto2
EUROPEAN CHAMPIONSHIP
Talent ONE
CIRCUIT RICARDO TORMO II - 2018

BOSSA 100 15 1000

FIM CEV REPSOL

24 - 25 November 2018

Circuit de la C. Valenciana

Length: 4005 metros

Results Qualifying Practice 1 GB ETC

| Pos. | N. | Rider | Team | Motorcycle | Nat. | Best Lap | iL | Laps | Gap | Interval | Speed | Tyr. | Cat. |
|------------------------|----|---------------------|----------------------|------------|------|------------------|----|------|-----------|-----------|--------|------|------|
| 1 | 95 | RUEDA, José A. | T.T.Estrella Galicia | Honda | SPA | 01:44,359 | 16 | 16 | | | 138,16 | Du | |
| 2 | 54 | ALDEGUER, Fermín | Bester Capital Dubai | Honda | SPA | 01:44,622 | 16 | 16 | 00:00,263 | 00:00,263 | 137,81 | Du | |
| 3 | 91 | RODRIGUEZ, Víctor | Ikono MB Laglisse | Honda | SPA | 01:44,779 | 5 | 18 | 00:00,420 | 00:00,157 | 137,6 | Du | |
| 4 | 31 | FERNANDEZ, Adrián | Ajo Motorsport | Honda | SPA | 01:45,012 | 15 | 19 | 00:00,653 | 00:00,233 | 137,3 | Du | |
| 5 | 6 | GEIGER, Dirk | Intact Battery P-MAS | Honda | GER | 01:45,726 | 17 | 18 | 00:01,367 | 00:00,714 | 136,37 | Du | |
| 6 | 5 | FELLON, Lorenzo | Ajo Motorsport | Honda | FRA | 01:45,764 | 5 | 6 | 00:01,405 | 00:00,038 | 136,32 | Du | |
| 7 | 25 | VERDUGO, Luis M. | D.Rivas Talent T. | Honda | SPA | 01:45,869 | 19 | 19 | 00:01,510 | 00:00,105 | 136,19 | Du | |
| 8 | 23 | MILLAN, Alex | Aro Racing | Honda | SPA | 01:46,012 | 10 | 10 | 00:01,653 | 00:00,143 | 136 | Du | |
| 9 | 33 | REHACEK, Filip | IGAX | Honda | CZE | 01:46,392 | 18 | 18 | 00:02,033 | 00:00,380 | 135,52 | Du | |
| 10 | 92 | CAVADINI, Tommaso | Team 3570 MTA | Honda | ITA | 01:46,438 | 14 | 18 | 00:02,079 | 00:00,046 | 135,46 | Du | |
| 11 | 12 | PAAVILAINEN, Peetu | H43 T.Nobby-Blumaq | Honda | FIN | 01:46,484 | 13 | 14 | 00:02,125 | 00:00,046 | 135,4 | Du | |
| 12 | 66 | HUERTAS, Adrián | Reale Avintia Blumaq | Honda | SPA | 01:46,540 | 10 | 11 | 00:02,181 | 00:00,056 | 135,33 | Du | |
| 13 | 41 | CARRASCO, Adrián | Larresport Bradol | Honda | SPA | 01:46,664 | 5 | 6 | 00:02,305 | 00:00,124 | 135,17 | Du | |
| 14 | 90 | COOK, Max | Wilson Racing | Honda | GBR | 01:46,671 | 9 | 20 | 00:02,312 | 00:00,007 | 135,16 | Du | |
| 15 | 17 | BIJMAN, Ruben | E.Dubbink Eveno | Honda | NED | 01:46,707 | 18 | 18 | 00:02,348 | 00:00,036 | 135,12 | Du | |
| 16 | 19 | KOFLER, Andreas | KRP | Honda | AUT | 01:46,840 | 12 | 16 | 00:02,481 | 00:00,133 | 134,95 | Du | |
| 17 | 30 | MUÑOZ, David | Jerez Andalucía M.T. | Honda | SPA | 01:46,935 | 7 | 8 | 00:02,576 | 00:00,095 | 134,83 | Du | |
| 18 | 88 | PATACCA, Matteo | SIC58 Squadra Corse | Honda | ITA | 01:46,996 | 14 | 14 | 00:02,637 | 00:00,061 | 134,75 | Du | |
| 19 | 16 | DAVIS, Jamie W. | Gr.Machado-Came | Honda | GBR | 01:47,438 | 6 | 14 | 00:03,079 | 00:00,442 | 134,2 | Du | |
| 20 | 64 | VELTHUIZEN, Colin | Nykos Racing | Honda | NED | 01:48,226 | 9 | 9 | 00:03,867 | 00:00,788 | 133,22 | Du | |
| 21 | 94 | SIEBDRATH, Marvin | Prustel Blumaq HMA | Honda | GER | 01:48,956 | 16 | 17 | 00:04,597 | 00:00,730 | 132,33 | Du | |
| 22 | 62 | DETTWILER, Noah | Team 3570 MTA | Honda | SWI | 01:49,115 | 18 | 19 | 00:04,756 | 00:00,159 | 132,14 | Du | |
| 23 | 55 | HONECNY, Matyas | Pinamoto RS | Honda | CZE | 01:49,766 | 17 | 18 | 00:05,407 | 00:00,651 | 131,35 | Du | |
| 24 | 4 | MARIA, Kiko | Marinelli Sniper | Honda | POR | 01:50,529 | 13 | 14 | 00:06,170 | 00:00,763 | 130,45 | Du | |
| Not Classified: | | | | | | | | | | | | | |
| . | 77 | HOLZER, Kilian | PSV Wels Motorsport | Honda | AUT | 01:57,438 | 3 | 4 | 00:13,079 | 00:06,909 | 122,77 | Du | |
| . | 45 | DE VLEESCHAUWER, L. | West Racing | Honda | BEL | START | 1 | 1 | | | | Du | |

Circuit de la C. Valenciana

Final Official

Provisional Official

Length: 4005 m. Hour: 09:35

JURY:

Hour:

C.of the Course:

Hour:

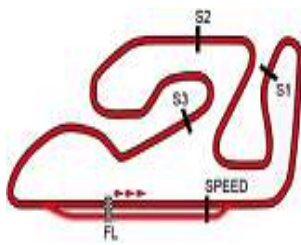
C.Timekeeper:

Hour: 10:19:40



CRONOCIRCUIT: oscar.gutierrez@circuitvalencia.com

Master Timing, Sport Timing Systems, cronometrajes.es - mastertiming.es by Eventronic www.eventronic.es 19FJAP63



Circuit de la C.Valenciana

FIM CEV REPSOL

VUELTA A VUELTA SECTORES Qualifying Practice 1 GB ETC

4 - MARIA,Kiko P.Vmax: 21 T. Ideal: 01:50,529

Table with columns: V. Tiempo, Sector 1, Sector 2, Sector 3, Sector 4, V.Max, Hora. Rows 1-14 showing lap times and sector splits.

5 - FELLON,Lorenzo P.Vmax: 12 T. Ideal: 01:45,764

Table with columns: V. Tiempo, Sector 1, Sector 2, Sector 3, Sector 4, V.Max, Hora. Rows 1-6 showing lap times and sector splits.

6 - GEIGER,Dirk P.Vmax: 3 T. Ideal: 01:45,618

Table with columns: V. Tiempo, Sector 1, Sector 2, Sector 3, Sector 4, V.Max, Hora. Rows 1-18 showing lap times and sector splits.

12 - PAAVILAINEN,Peetu P.Vmax: 21 T. Ideal: 01:46,216

Table with columns: V. Tiempo, Sector 1, Sector 2, Sector 3, Sector 4, V.Max, Hora. Rows 1-11 showing lap times and sector splits.

12 01:46,932 00:25,171 00:27,754 00:24,756 00:29,251 187,28 10:12:58
13 01:46,484 00:25,183 00:27,703 00:24,346 00:29,252 185,14 10:14:45
14 01:46,531 00:25,047 00:27,805 00:24,419 00:29,260 187,28 10:16:31

16 - DAVIS,Jamie W. P.Vmax: 24 T. Ideal: 01:47,084


Table with columns: V. Tiempo, Sector 1, Sector 2, Sector 3, Sector 4, V.Max, Hora. Rows 1-14 showing lap times and sector splits.

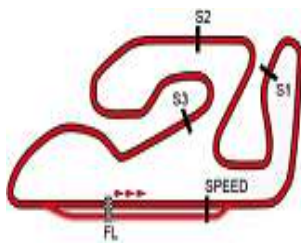
17 - BIJMAN,Ruben P.Vmax: 7 T. Ideal: 01:45,850

Table with columns: V. Tiempo, Sector 1, Sector 2, Sector 3, Sector 4, V.Max, Hora. Rows 1-18 showing lap times and sector splits.

19 - KOFLER,Andreas P.Vmax: 12 T. Ideal: 01:46,840

Table with columns: V. Tiempo, Sector 1, Sector 2, Sector 3, Sector 4, V.Max, Hora. Rows 1-16 showing lap times and sector splits.





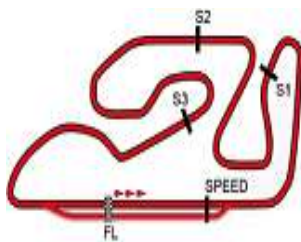
Circuit de la C. Valenciana

FIM CEV REPSOL

VUELTA A VUELTA SECTORES Qualifying Practice 1 GB ETC

Table with 8 columns: V. Tiempo, Sector 1, Sector 2, Sector 3, Sector 4, V.Max, Hora. Rows include rider names (e.g., MILLAN, Alex; VERDUGO, Luis M.; MUÑOZ, David; FERNANDEZ, Adrián) and their lap times across sectors.






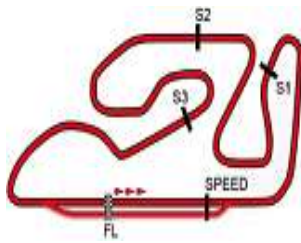
Circuit de la C. Valenciana

FIM CEV REPSOL

VUELTA A VUELTA SECTORES Qualifying Practice 1 GB ETC

Table with columns: V. Tiempo, Sector 1, Sector 2, Sector 3, Sector 4, V.Max, Hora. Rows include rider names like HONECNY, Matyas, Dettwiler, Noah, Velthuizen, Colin, Huertas, Adrián, and Rodriguez, Victor.





Circuit de la C.Valenciana

FIM CEV REPSOL

VUELTA A VUELTA SECTORES Qualifying Practice 1 GB ETC

| | | | | | | | | | | | | | | | |
|----|------------------|------------------|------------------|------------------|------------------|---------------|----------|----|------------------|------------------|------------------|------------------|------------------|---------------|----------|
| 4 | 01:44,878 | 00:24,839 | 00:27,409 | 00:23,959 | 00:28,671 | 200,62 | 09:42:47 | 3 | 01:45,802 | 00:24,914 | 00:28,000 | 00:24,191 | 00:28,697 | 192,86 | 09:41:21 |
| 5 | 01:44,779 | 00:24,818 | 00:27,398 | 00:23,720 | 00:28,843 | 195,18 | 09:44:32 | 4 | 01:46,194 | 00:24,888 | 00:28,120 | 00:24,289 | 00:28,897 | 195,77 | 09:43:07 |
| 6 | 02:01,739 | 00:29,207 | 00:31,135 | 00:26,499 | 00:34,898 | 191,15 | 09:46:34 | 5 | 01:45,615 | 00:24,749 | 00:27,970 | 00:24,129 | 00:28,767 | 192,86 | 09:44:53 |
| 7 | 01:45,113 | 00:24,846 | 00:27,616 | 00:24,087 | 00:28,564 | 193,43 | 09:48:19 | 6 | PIT | 00:25,044 | 00:28,693 | 00:25,137 | 00:34,966 | 191,72 | 09:46:46 |
| 8 | PIT | 00:24,901 | 00:29,260 | 00:26,532 | 00:36,068 | 192,28 | 09:50:16 | 7 | 05:34,886 | 04:13,165 | 00:28,225 | 00:24,457 | 00:29,039 | | 09:52:21 |
| 9 | PIT | 07:45,109 | 00:30,367 | 00:26,547 | 00:35,036 | | 09:59:33 | 8 | 01:45,879 | 00:24,938 | 00:27,823 | 00:24,191 | 00:28,927 | 190,03 | 09:54:07 |
| 10 | 02:08,748 | 00:47,150 | 00:28,206 | 00:24,371 | 00:29,021 | | 10:01:41 | 9 | 01:45,458 | 00:24,806 | 00:27,596 | 00:24,152 | 00:28,904 | 190,03 | 09:55:53 |
| 11 | 01:45,290 | 00:25,188 | 00:27,423 | 00:23,937 | 00:28,742 | 191,72 | 10:03:27 | 10 | 01:45,529 | 00:24,931 | 00:27,617 | 00:24,104 | 00:28,877 | 188,92 | 09:57:38 |
| 12 | 01:49,520 | 00:25,138 | 00:27,772 | 00:24,045 | 00:32,565 | 191,72 | 10:05:16 | 11 | PIT | 00:24,861 | 00:27,579 | 00:26,421 | 00:34,410 | 189,47 | 09:59:31 |
| 13 | 01:45,415 | 00:24,992 | 00:27,399 | 00:23,933 | 00:29,091 | 192,86 | 10:07:02 | 12 | 08:59,368 | 07:36,818 | 00:29,132 | 00:24,366 | 00:29,052 | | 10:08:31 |
| 14 | 01:49,299 | 00:26,831 | 00:27,654 | 00:24,767 | 00:30,047 | 191,15 | 10:08:51 | 13 | 01:45,325 | 00:24,919 | 00:27,612 | 00:24,170 | 00:28,624 | 190,59 | 10:10:16 |
| 15 | 01:45,096 | 00:24,904 | 00:27,471 | 00:23,924 | 00:28,797 | 191,15 | 10:10:36 | 14 | 01:45,203 | 00:24,740 | 00:27,622 | 00:24,087 | 00:28,754 | 192,86 | 10:12:01 |
| 16 | NULL | 00:24,763 | 00:27,510 | 00:24,153 | 00:28,781 | 191,15 | 10:12:21 | 15 | 01:44,627 | 00:24,695 | 00:27,408 | 00:23,979 | 00:28,545 | 191,15 | 10:13:46 |
| 17 | 01:44,816 | 00:24,790 | 00:27,329 | 00:23,849 | 00:28,848 | 192,86 | 10:14:06 | 16 | 01:44,359 | 00:24,517 | 00:27,216 | 00:23,991 | 00:28,635 | 191,72 | 10:15:30 |
| 18 | NULL | 00:25,074 | 00:27,265 | 00:23,848 | 00:28,712 | 191,72 | 10:15:51 | | | | | | | | |

| | | |
|-------------------------------|-----------|---------------------|
| 92 - CAVADINI, Tommaso | P.Vmax: 9 | T. Ideal: 01:46,405 |
|-------------------------------|-----------|---------------------|


| V. Tiempo | Sector 1 | Sector 2 | Sector 3 | Sector 4 | V.Max | Hora | |
|-----------|------------------|------------------|------------------|------------------|------------------|---------------|----------|
| 1 | START | 01:08,147 | 00:34,230 | 00:26,114 | 00:30,992 | | 09:37:40 |
| 2 | 01:51,400 | 00:27,220 | 00:29,018 | 00:25,275 | 00:29,887 | 190,03 | 09:39:31 |
| 3 | 01:48,804 | 00:25,912 | 00:28,730 | 00:24,720 | 00:29,442 | 190,03 | 09:41:20 |
| 4 | 01:49,262 | 00:25,813 | 00:28,906 | 00:24,883 | 00:29,660 | 191,15 | 09:43:09 |
| 5 | 01:49,068 | 00:25,982 | 00:28,842 | 00:24,695 | 00:29,549 | 190,59 | 09:44:59 |
| 6 | 01:47,875 | 00:25,516 | 00:28,262 | 00:24,580 | 00:29,517 | 190,03 | 09:46:46 |
| 7 | 01:48,175 | 00:25,723 | 00:28,408 | 00:24,534 | 00:29,510 | 188,37 | 09:48:35 |
| 8 | PIT | 00:26,143 | 00:29,117 | 00:25,311 | 00:38,556 | 188,37 | 09:50:34 |
| 9 | 09:35,207 | 08:11,196 | 00:29,222 | 00:25,045 | 00:29,744 | | 10:00:09 |
| 10 | 01:49,248 | 00:26,077 | 00:28,737 | 00:24,731 | 00:29,703 | 188,37 | 10:01:58 |
| 11 | NULL | 00:25,721 | 00:28,306 | 00:24,759 | 00:29,588 | 185,67 | 10:03:47 |
| 12 | 01:52,740 | 00:27,090 | 00:28,396 | 00:24,915 | 00:32,339 | 184,62 | 10:05:39 |
| 13 | 01:47,062 | 00:25,660 | 00:27,874 | 00:24,397 | 00:29,131 | 184,62 | 10:07:26 |
| 14 | 01:46,438 | 00:25,257 | 00:27,829 | 00:24,236 | 00:29,116 | 190,59 | 10:09:13 |
| 15 | 01:47,824 | 00:25,321 | 00:28,034 | 00:24,618 | 00:29,851 | 191,15 | 10:11:01 |
| 16 | 01:46,934 | 00:25,503 | 00:27,796 | 00:24,468 | 00:29,167 | 192,28 | 10:12:48 |
| 17 | 01:47,096 | 00:25,587 | 00:27,882 | 00:24,406 | 00:29,221 | 193,43 | 10:14:35 |
| 18 | NULL | 00:25,936 | 00:27,924 | 00:24,602 | 00:29,324 | 190,03 | 10:16:22 |

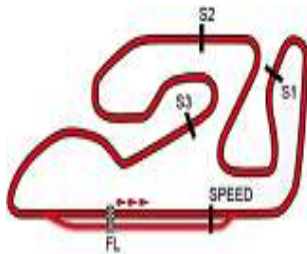
| | | |
|-------------------------------|------------|---------------------|
| 94 - SIEBDRATH, Marvin | P.Vmax: 17 | T. Ideal: 01:48,654 |
|-------------------------------|------------|---------------------|

| V. Tiempo | Sector 1 | Sector 2 | Sector 3 | Sector 4 | V.Max | Hora | |
|-----------|------------------|------------------|------------------|------------------|------------------|---------------|----------|
| 1 | START | 01:03,107 | 00:31,360 | 00:26,660 | 00:30,633 | | 09:37:32 |
| 2 | 01:52,945 | 00:26,492 | 00:29,792 | 00:25,990 | 00:30,671 | 190,03 | 09:39:25 |
| 3 | 01:52,402 | 00:26,343 | 00:29,657 | 00:25,873 | 00:30,529 | 185,67 | 09:41:18 |
| 4 | 01:51,019 | 00:26,263 | 00:29,360 | 00:25,543 | 00:29,853 | 186,21 | 09:43:09 |
| 5 | 01:53,237 | 00:26,855 | 00:29,927 | 00:26,401 | 00:30,054 | 190,59 | 09:45:02 |
| 6 | PIT | 00:26,671 | 00:29,621 | 00:26,654 | 00:40,356 | 186,21 | 09:47:05 |
| 7 | 11:11,343 | 09:44,725 | 00:30,048 | 00:26,173 | 00:30,397 | | 09:58:17 |
| 8 | 01:51,491 | 00:26,345 | 00:29,298 | 00:25,642 | 00:30,206 | 182,54 | 10:00:08 |
| 9 | 01:51,009 | 00:26,413 | 00:29,156 | 00:25,388 | 00:30,052 | 182,02 | 10:01:59 |
| 10 | 01:50,746 | 00:26,037 | 00:29,006 | 00:25,223 | 00:30,480 | 185,14 | 10:03:50 |
| 11 | 01:52,600 | 00:26,308 | 00:29,608 | 00:25,914 | 00:30,770 | 182,54 | 10:05:42 |
| 12 | 01:50,746 | 00:26,176 | 00:29,084 | 00:25,462 | 00:30,024 | 181,51 | 10:07:33 |
| 13 | 01:49,980 | 00:26,091 | 00:28,663 | 00:25,270 | 00:29,956 | 183,05 | 10:09:23 |
| 14 | 01:49,410 | 00:25,838 | 00:28,773 | 00:25,135 | 00:29,664 | 183,57 | 10:11:12 |
| 15 | 01:49,279 | 00:25,796 | 00:28,706 | 00:25,080 | 00:29,697 | 185,67 | 10:13:02 |
| 16 | 01:48,956 | 00:25,758 | 00:28,486 | 00:24,933 | 00:29,779 | 185,14 | 10:14:51 |
| 17 | 01:54,683 | 00:25,571 | 00:28,609 | 00:26,335 | 00:34,168 | 185,14 | 10:16:45 |

| | | |
|----------------------------|-----------|---------------------|
| 95 - RUEDA, José A. | P.Vmax: 3 | T. Ideal: 01:44,257 |
|----------------------------|-----------|---------------------|

| V. Tiempo | Sector 1 | Sector 2 | Sector 3 | Sector 4 | V.Max | Hora | |
|-----------|-----------|-----------|-----------|-----------|-----------|--------|----------|
| 1 | START | 01:20,827 | 00:30,671 | 00:25,020 | 00:29,740 | | 09:37:47 |
| 2 | 01:48,209 | 00:25,566 | 00:28,602 | 00:24,609 | 00:29,432 | 192,86 | 09:39:35 |





CIRCUIT RICARDO TORMO II - 2018

Circuit de la C. Valenciana

24 - 25 November 2018

Circuit de la C. Valenciana

FIM CEV REPSOL

Velocidades máximas Qualifying Practice 1 GB ETC

| Name | Country/Res | Brand | Best 5 max. speed | | | | | Media | Max. |
|------------------------|-------------|-------|-------------------|-------|-------|-------|-------|-------|-------|
| 91 RODRIGUEZ, Víctor | SPA | Honda | 200,6 | 195,2 | 193,4 | 193,4 | 193,4 | 195,2 | 200,6 |
| 33 REHACEK, Filip | CZE | Honda | 198,8 | 192,3 | 191,2 | 190,6 | 190,6 | 192,7 | 198,8 |
| 6 GEIGER, Dirk | GER | Honda | 195,8 | 195,2 | 195,2 | 194,6 | 194,0 | 194,9 | 195,8 |
| 95 RUEDA, José A. | SPA | Honda | 195,8 | 192,9 | 192,9 | 192,9 | 192,9 | 193,4 | 195,8 |
| 54 ALDEGUER, Fermín | SPA | Honda | 195,2 | 194,6 | 193,4 | 191,2 | 191,2 | 193,1 | 195,2 |
| 25 VERDUGO, Luis M. | SPA | Honda | 195,2 | 194,6 | 192,3 | 191,7 | 191,2 | 193,0 | 195,2 |
| 17 BIJMAN, Ruben | NED | Honda | 194,6 | 193,4 | 192,9 | 192,9 | 192,3 | 193,2 | 194,6 |
| 64 VELTHUIZEN, Colin | NED | Honda | 194,6 | 194,6 | 191,7 | 191,2 | 190,0 | 192,4 | 194,6 |
| 92 CAVADINI, Tommaso | ITA | Honda | 193,4 | 192,3 | 191,2 | 191,2 | 190,6 | 191,7 | 193,4 |
| 66 HUERTAS, Adrián | SPA | Honda | 193,4 | 191,2 | 190,6 | 187,8 | 185,7 | 189,7 | 193,4 |
| 30 MUÑOZ, David | SPA | Honda | 193,4 | 192,9 | 192,3 | 190,6 | 189,5 | 191,7 | 193,4 |
| 5 FELLON, Lorenzo | FRA | Honda | 192,3 | 191,7 | 191,7 | 189,5 | 188,9 | 190,8 | 192,3 |
| 88 PATACCA, Matteo | ITA | Honda | 192,3 | 191,2 | 190,6 | 190,0 | 190,0 | 190,8 | 192,3 |
| 19 KOFLER, Andreas | AUT | Honda | 192,3 | 191,2 | 191,2 | 190,6 | 189,5 | 190,9 | 192,3 |
| 62 DETTWILER, Noah | SWI | Honda | 191,7 | 191,7 | 190,6 | 188,9 | 188,9 | 190,4 | 191,7 |
| 41 CARRASCO, Adrián | SPA | Honda | 191,2 | 189,5 | 188,9 | 188,9 | 187,3 | 189,2 | 191,2 |
| 31 FERNANDEZ, Adrián | SPA | Honda | 190,6 | 190,6 | 190,0 | 189,5 | 189,5 | 190,0 | 190,6 |
| 94 SIEBDRATH, Marvin | GER | Honda | 190,6 | 190,0 | 186,2 | 186,2 | 185,7 | 187,7 | 190,6 |
| 55 HONECNY, Matyas | CZE | Honda | 190,0 | 188,9 | 188,9 | 188,9 | 188,4 | 189,0 | 190,0 |
| 77 HOLZER, Kilian | AUT | Honda | 190,0 | 187,3 | 187,3 | | | 188,2 | 190,0 |
| 4 MARIA, Kiko | POR | Honda | 188,9 | 187,3 | 186,7 | 186,7 | 186,7 | 187,3 | 188,9 |
| 23 MILLAN, Alex | SPA | Honda | 188,9 | 188,4 | 187,8 | 186,2 | 185,7 | 187,4 | 188,9 |
| 12 PAAVILAINEN, Peetu | FIN | Honda | 188,9 | 188,4 | 187,8 | 187,3 | 187,3 | 187,9 | 188,9 |
| 16 DAVIS, Jamie W. | GBR | Honda | 188,4 | 188,4 | 187,3 | 186,2 | 186,2 | 187,3 | 188,4 |
| 90 COOK, Max | GBR | Honda | 185,7 | 185,1 | 184,1 | 183,6 | 183,6 | 184,4 | 185,7 |
| 45 DE VLEESCHAUWER, L. | BEL | Honda | | | | | | | |



CRONOCIRCUIT: oscar.gutierrez@circuitvalencia.com