


Visit Qatar GRAND PRIX

Warm Up

Classification

25

	Rider	Nation	Team	Motorcycle	Time	Lap Total	Gap	Top Speed
1	44 Aron CANET	SPA	Sterilgarda Max Racing Team	KTM	2'06.097	2 9		234.8
2	23 Niccolò ANTONELLI	ITA	SIC58 Squadra Corse	HONDA	2'06.364	8 9	0.267 0.267	234.5
3	13 Celestino VIETTI	ITA	SKY Racing Team VR46	KTM	2'06.530	4 9	0.433 0.166	232.6
4	55 Romano FENATI	ITA	Snipers Team	HONDA	2'06.643	5 5	0.546 0.113	225.5
5	5 Jaume MASIA	SPA	Bester Capital Dubai	KTM	2'06.666	5 9	0.569 0.023	235.1
6	77 Vicente PEREZ	SPA	Reale Avintia Arizona 77	KTM	2'06.673	2 9	0.576 0.007	234.3
7	48 Lorenzo DALLA PORTA	ITA	Leopard Racing	HONDA	2'06.694	5 9	0.597 0.021	232.2
8	24 Tatsuki SUZUKI	JPN	SIC58 Squadra Corse	HONDA	2'06.749	4 9	0.652 0.055	234.3
9	21 Alonso LOPEZ	SPA	Estrella Galicia 0,0	HONDA	2'06.768	2 9	0.671 0.019	230.7
10	16 Andrea MIGNO	ITA	Bester Capital Dubai	KTM	2'06.953	6 9	0.856 0.185	233.6
11	17 John MCPHEE	GBR	Petronas Sprinta Racing	HONDA	2'07.007	4 9	0.910 0.054	231.5
12	42 Marcos RAMIREZ	SPA	Leopard Racing	HONDA	2'07.158	9 9	1.061 0.151	237.3
13	19 Gabriel RODRIGO	ARG	Kommerling Gresini Moto3	HONDA	2'07.163	4 9	1.066 0.005	222.8
14	6 Ryusei YAMANAKA	JPN	Estrella Galicia 0,0	HONDA	2'07.187	6 9	1.090 0.024	231.5
15	75 Albert ARENAS	SPA	Sama Qatar Angel Nieto Team	KTM	2'07.216	5 9	1.119 0.029	226.9
16	27 Kaito TOBA	JPN	Honda Team Asia	HONDA	2'07.330	5 5	1.233 0.114	228.1
17	84 Jakub KORNFEIL	CZE	Redox PruestelGP	KTM	2'07.525	5 9	1.428 0.195	222.2
18	7 Dennis FOGGIA	ITA	SKY Racing Team VR46	KTM	2'07.623	6 9	1.526 0.098	226.7
19	76 Makar YURCHENKO	KAZ	BOE Skull Rider Mugen Race	KTM	2'07.663	5 9	1.566 0.040	230.5
20	71 Ayumu SASAKI	JPN	Petronas Sprinta Racing	HONDA	2'07.716	5 9	1.619 0.053	231.8
21	12 Filip SALAC	CZE	Redox PruestelGP	KTM	2'07.743	4 9	1.646 0.027	229.5
22	25 Raul FERNANDEZ	SPA	Sama Qatar Angel Nieto Team	KTM	2'07.917	6 9	1.820 0.174	222.9
23	40 Darryn BINDER	RSA	CIP Green Power	KTM	2'07.985	2 9	1.888 0.068	229.6
24	14 Tony ARBOLINO	ITA	Snipers Team	HONDA	2'08.012	3 8	1.915 0.027	231.1
25	22 Kazuki MASAKI	JPN	BOE Skull Rider Mugen Race	KTM	2'08.039	2 8	1.942 0.027	234.8
26	69 Tom BOOTH-AMOS	GBR	CIP Green Power	KTM	2'08.330	4 9	2.233 0.291	227.1
27	61 Can ONCU	TUR	Red Bull KTM Ajo	KTM	2'08.377	4 4	2.280 0.047	226.4
28	54 Riccardo ROSSI	ITA	Kommerling Gresini Moto3	HONDA	2'08.400	4 9	2.303 0.023	233.9
29	79 Ai OGURA	JPN	Honda Team Asia	HONDA	2'08.732	2 9	2.635 0.332	233.5

Practice condition: Dry

Air: 25°

Humidity: 24%

Ground: 35°

Fastest Lap:	Lap: 2	Aron CANET	2'06.097	153.5 Km/h
Best Race Lap:	2014	Alexis MASBOU	2'05.862	153.8 Km/h
All Time Lap Record:	2019	Aron CANET	2'04.561	155.4 Km/h

The results are provisional until the end of the limit for protest and appeals.

Time limit for protest expires 30' after publication of the results - Time:

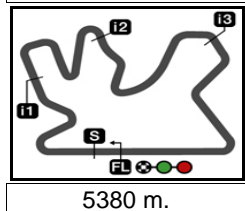
These data/results cannot be reproduced, stored and/or transmitted in whole or in part by any manner of electronic, mechanical, photocopying, recording, broadcasting or otherwise now known or herein after developed without the previous express consent by the copyright owner, except for reproduction in daily press and regular printed publications on sale to the public within 60 days of the event related to those data/results and always provided that copyright symbol appears together as follows below.

© DORNA, 2019

Official MotoGP Timing by TISSOT
www.motogp.com

Doha, Sunday, March 10, 2019





VisitQatar GRAND PRIX
Warm Up
Top Speed & Average

26



Rider	Nation	Motorcycle	Top 5 speeds					Average	Top
42 Marcos RAMIREZ	SPA	HONDA	237.3	236.1	235.2	234.2	229.9	234.5	237.3
5 Jaume MASIA	SPA	KTM	235.1	229.8	229.5	226.8	226.7	229.6	235.1
22 Kazuki MASAKI	JPN	KTM	234.8	233.4	232.2	231.7	225.6	231.5	234.8
44 Aron CANET	SPA	KTM	234.8	227.6	223.0	222.1	222.0	225.9	234.8
23 Niccolò ANTONELLI	ITA	HONDA	234.5	230.8	229.9	229.6	226.3	230.2	234.5
24 Tatsuki SUZUKI	JPN	HONDA	234.3	232.4	231.7	231.7	231.3	232.3	234.3
77 Vicente PEREZ	SPA	KTM	234.3	232.3	231.7	231.6	229.5	231.9	234.3
54 Riccardo ROSSI	ITA	HONDA	233.9	233.4	232.0	226.8	226.5	230.5	233.9
16 Andrea MIGNO	ITA	KTM	233.6	231.9	229.6	228.7	225.8	229.9	233.6
79 Ai OGURA	JPN	HONDA	233.5	231.6	229.2	229.2	224.6	229.6	233.5
13 Celestino VIETTI	ITA	KTM	232.6	231.0	230.9	227.1	227.1	229.7	232.6
48 Lorenzo DALLA PORTA	ITA	HONDA	232.2	231.6	230.9	230.2	229.9	231.0	232.2
71 Ayumu SASAKI	JPN	HONDA	231.8	231.7	230.1	229.6	228.6	230.4	231.8
6 Ryusei YAMANAKA	JPN	HONDA	231.5	229.0	228.3	225.3	225.3	227.9	231.5
17 John MCPHEE	GBR	HONDA	231.5	230.1	230.0	228.3	227.7	229.5	231.5
14 Tony ARBOLINO	ITA	HONDA	231.1	228.9	228.6	226.7	221.4	227.3	231.1
21 Alonso LOPEZ	SPA	HONDA	230.7	228.3	227.9	227.4	227.0	228.3	230.7
76 Makar YURCHENKO	KAZ	KTM	230.5	229.5	229.2	228.2	224.1	228.3	230.5
40 Darryn BINDER	RSA	KTM	229.6	221.3	220.9	220.0	218.8	222.1	229.6
12 Filip SALAC	CZE	KTM	229.5	227.2	225.0	224.9	224.4	226.2	229.5
27 Kaito TOBA	JPN	HONDA	228.1	226.8	225.7	223.7	223.0	225.5	228.1
69 Tom BOOTH-AMOS	GBR	KTM	227.1	225.5	222.7	222.5	221.8	223.9	227.1
75 Albert ARENAS	SPA	KTM	226.9	226.0	224.7	223.8	220.6	224.4	226.9
7 Dennis FOGGIA	ITA	KTM	226.7	226.6	225.9	225.3	222.6	225.4	226.7
61 Can ONCU	TUR	KTM	226.4	218.1	139.8	90.2		168.6	226.4
55 Romano FENATI	ITA	HONDA	225.5	224.0	222.9	220.7	140.2	206.7	225.5
25 Raul FERNANDEZ	SPA	KTM	222.9	220.1	219.9	219.2	218.0	220.0	222.9
19 Gabriel RODRIGO	ARG	HONDA	222.8	222.8	221.4	221.3	220.5	221.8	222.8
84 Jakub KORNFEL	CZE	KTM	222.2	221.2	219.9	216.5	216.2	218.7	222.2

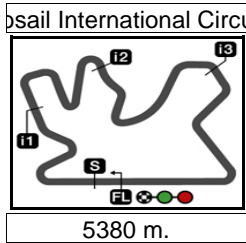
These data/results cannot be reproduced, stored and/or transmitted in whole or in part by any manner of electronic, mechanical, photocopying, recording, broadcasting or otherwise now known or herein after developed without the previous express consent by the copyright owner, except for reproduction in daily press and regular printed publications on sale to the public within 60 days of the event related to those data/results and always provided that copyright symbol appears together as follows below.

© DORNA, 2019

Official MotoGP Timing by TISSOT
www.motogp.com



Doha, Sunday, March 10, 2019



Results and timing service provided by TISSOT

Moto3™

Visit Qatar GRAND PRIX

Warm Up

Chronological Analysis of Performances

27

* Lap / Sector time cancelled T1 Time from finish line to 1st intermediate T3 Time from 2nd intermed. to 3rd intermed.
P Crossing the finish line in pit lane T2 Time from 1st intermed. to 2nd intermed. T4 Time from 3rd intermediate to finish line

Lap	Lap Time	T1	T2	T3	T4	Speed	Lap	Lap Time	T1	T2	T3	T4	Speed
1st 44 Aron CANET Sterilgarda Max Racin SPA													
			Runs=1	Total laps=9	Full laps=8								
1	4'10.755	31.761	31.882	30.398	38.398	144.2	1	3'59.795	36.287	35.086	31.143	37.113	121.8
2	2'06.097	28.101	31.500	30.196	36.300	221.6	2	2'07.159	28.142	31.889	30.576	36.552	226.3
3	2'06.100	28.066	31.515	30.217	36.302	219.1	3	2'08.022	28.095	31.801	30.426	37.700	226.7
4	2'06.205	28.076	31.492	30.287	36.350	222.1	4	2'06.718	28.077	31.507	30.630	36.504	223.2
5	2'06.551	27.921	31.801	30.398	36.431	227.6	5	2'06.666	27.886	31.725	30.607	36.448	226.8
6	2'06.831	28.162	31.634	30.382	36.653	221.9	6	2'06.979	27.883	32.160	30.609	36.327	229.8
7	2'06.787	28.130	31.822	30.430	36.405	222.0	7	2'12.987	29.862	35.060	31.237	36.828	229.5
8	2'06.678	28.134	31.848	30.341	36.355	223.0	8	2'07.543	28.094	32.196	30.683	36.570	225.1
9	2'07.638	27.959	32.312	30.923	36.444	234.8	9	2'08.232	28.084	32.430	31.292	36.426	235.1
2nd 23 Niccolò ANTONELL SIC58 Squadra Corse ITA													
			Runs=1	Total laps=9	Full laps=8								
1	3'54.436	33.425	33.150	33.358	36.673	137.6	1	3'54.736	33.840	33.267	32.882	36.600	125.0
2	2'06.699	28.107	31.940	30.495	36.157	229.6	2	2'06.673	27.951	31.955	30.491	36.276	231.6
3	2'08.252	27.975	32.156	30.741	37.380	229.9	3	2'10.211	27.979	32.115	30.720	39.397	232.3
4	2'06.877	28.138	31.667	30.503	36.569	223.1	4	2'10.897 *	27.904	31.656*	30.421	40.916*	225.7
5	2'07.101	28.005	31.729	30.650	36.717	226.3	5	2'06.875	28.028	31.861	30.558	36.428	231.7
6	2'07.050	28.180	31.810	30.504	36.556	222.6	6	2'06.856	27.981	31.907	30.491	36.477	229.5
7	2'19.740	28.819	41.858	30.917	38.146	221.9	7	2'13.301	28.780	37.089	31.059	36.373	228.5
8	2'06.364	27.935	31.819	30.448	36.162	230.8	8	2'06.688	28.063	31.910	30.352	36.363	225.3
9	2'07.604	27.844	32.258	31.131	36.371	234.5	9	2'07.717	27.982	32.319	30.969	36.447	234.3
3rd 13 Celestino VIETTI SKY Racing Team VR ITA													
			Runs=1	Total laps=9	Full laps=8								
1	3'58.167	34.363	33.259	30.931	36.721	131.3	1	3'32.438	46.997	32.606	30.820	36.909	
2	2'07.643	28.294	32.088	30.656	36.605	230.9	2	2'11.921	28.327	32.109	34.710	36.775	232.2
3	2'07.529	28.276	31.967	30.600	36.686	223.6	3	2'07.184	28.054	31.936	30.447	36.747	230.9
4	2'06.530	28.166	31.794	30.368	36.202	227.1	4	2'13.052	32.352	32.603	31.233	36.864	225.3
5	2'07.780	27.944	32.421	30.774	36.641	232.6	5	2'06.694	27.876	31.848	30.516	36.454	230.2
6	2'07.250	28.163	31.892	30.508	36.687	227.1	6	2'07.299	28.080	31.778	30.571	36.870	225.0
7	2'08.527	28.518	32.400	31.157	36.452	222.5	7	2'15.467	35.450	32.398	30.714	36.905	222.6
8	2'08.176	28.277	32.049	30.717	37.133	231.0	8	2'11.171	27.941	31.896	33.552	37.782	229.9
9	2'08.046	28.442	32.117	30.797	36.690	220.0	9	2'07.123	27.985	32.016	30.697	36.425	231.6
4th 55 Romano FENATI Snipers Team ITA													
			Runs=2	Total laps=6	Full laps=2								
1	3'29.153	32.218	32.583	30.450	36.860	140.2	1	3'53.081	35.621	35.074	31.658	36.736	126.9
2	2'10.203 P	29.395	32.444	33.897	34.467	224.0	2	2'07.688	28.196	32.134	30.797	36.561	230.3
3	2'10.945	31.676	32.052	30.448	36.769	136.8	3	2'12.169	28.128	32.161	30.847	41.033	231.1
4	2'06.969	28.130	31.905	30.384	36.550	222.9	4	2'06.749	28.117	31.816	30.654	36.162	231.3
5	2'06.643	28.015	31.829	30.401	36.398	225.5	5	2'07.484	27.834	32.428	30.743	36.479	234.3
	PIT	28.780	32.534	31.154	34.216	220.7	6	2'07.178	28.105	31.871	30.553	36.649	231.7
							7	2'13.113	32.829	32.433	30.988	36.863	226.6
							8	2'07.450	28.151	32.161	30.775	36.363	232.4
5th 5 Jaume MASIA Bester Capital Dubai SPA													
			Runs=1	Total laps=9	Full laps=8								
1	3'59.795	36.287	35.086	31.143	37.113	121.8	1	3'59.795	36.287	35.086	31.143	37.113	121.8
2	2'07.159	28.142	31.889	30.576	36.552	226.3	2	2'07.159	28.142	31.889	30.576	36.552	226.3
3	2'08.022	28.095	31.801	30.426	37.700	226.7	3	2'08.022	28.095	31.801	30.426	37.700	226.7
4	2'06.718	28.077	31.507	30.630	36.504	223.2	4	2'06.718	28.077	31.507	30.630	36.504	223.2
5	2'06.666	27.886	31.725	30.607	36.448	226.8	5	2'06.666	27.886	31.725	30.607	36.448	226.8
6	2'06.979	27.883	32.160	30.609	36.327	229.8	6	2'06.979	27.883	32.160	30.609	36.327	229.8
7	2'12.987	29.862	35.060	31.237	36.828	229.5	7	2'12.987	29.862	35.060	31.237	36.828	229.5
8	2'07.543	28.094	32.196	30.683	36.570	225.1	8	2'07.543	28.094	32.196	30.683	36.570	225.1
9	2'08.232	28.084	32.430	31.292	36.426	235.1	9	2'08.232	28.084	32.430	31.292	36.426	235.1
6th 77 Vicente PEREZ Reale Avintia Arizona SPA													
			Runs=1	Total laps=9	Full laps=7								
1	3'54.736	33.840	33.267	32.882	36.600	125.0	1	3'54.736	33.840	33.267	32.882	36.600	125.0
2	2'06.673	27.951	31.955	30.491	36.276	231.6	2	2'06.673	27.951	31.955	30.491	36.276	231.6
3	2'10.211	27.979	32.115	30.720	39.397	232.3	3	2'10.211	27.979	32.115	30.720	39.397	232.3
4	2'10.897 *	27.904	31.656*	30.421	40.916*	225.7	4	2'10.897 *	27.904	31.656*	30.421	40.916*	225.7
5	2'06.875	28.028	31.861	30.558	36.428	231.7	5	2'06.875	28.028	31.861	30.558	36.428	231.7
6	2'06.856	27.981	31.907	30.491	36.477	229.5	6	2'06.856	27.981	31.907	30.491	36.477	229.5
7	2'13.301	28.780	37.089	31.059	36.373	228.5	7	2'13.301	28.780	37.089	31.059	36.373	228.5
8	2'06.688	28.063	31.910	30.352	36.363	225.3	8	2'06.688	28.063	31.910	30.352	36.363	225.3
9	2'07.717	27.982	32.319	30.969	36.447	234.3	9	2'07.717	27.982	32.319	30.969	36.447	234.3
7th 48 Lorenzo DALLA PO Leopard Racing ITA													
			Runs=1	Total laps=9	Full laps=8								
1	3'32.438	46.997	32.606	30.820	36.909		1	3'32.438	46.997	32.606	30.820	36.909	
2	2'11.921	28.327	32.109	34.710	36.775	232.2	2	2'11.921	28.327	32.109	34.710	36.775	232.2
3	2'07.184	28.054	31.936	30.447	36.747	230.9	3	2'07.184	28.054	31.936	30.447	36.747	230.9
4	2'13.052	32.352	32.603	31.233	36.864	225.3	4	2'13.052	32.352	32.603	31.233	36.864	225.3
5	2'06.694	27.876	31.848	30.516	36.454	230.2	5	2'06.694	27.876	31.848	30.516	36.454	230.2
6	2'07.299	28.080	31.778	30.571	36.870	225.0	6	2'07.299	28.080	31.778	30.571	36.870	225.0
7	2'15.467	35.450	32.398	30.714	36.905	222.6	7	2'15.467	35.450	32.398	30.714	36.905	222.6
8	2'11.171	27.941	31.896	33.552	37.782	229.9	8	2'11.171	27.941	31.896	33.552	37.782	229.9
9	2'07.123	27.985	32.016	30.697	36.425	231.6	9	2'07.123	27.985	32.016	30.697	36.425	231.6
8th 24 Tatsuki SUZUKI SIC58 Squadra Corse JPN													
			Runs=1	Total laps=9	Full laps=8								
1	3'53.081	35.621	35.074	31.658	36.736	126.9	1	3'53.081	35.621				

Warm Up

Moto3

Lap	Lap Time	T1	T2	T3	T4	Speed	Lap	Lap Time	T1	T2	T3	T4	Speed
9	2'09.753	30.347	32.355	30.792	36.259	231.7	6	2'07.957	28.365	31.877	30.753	36.962	220.5
9th	21	Alonso LOPEZ		Estrella Galicia 0,0		SPA	7	2'08.059	28.321	31.974	30.829	36.935	217.1
		Runs=1	Total laps=9	Full laps=7			8	2'08.016	28.401	31.919	30.742	36.954	215.5
							9	2'13.273	31.960	32.625	31.201	37.487	218.9
1	3'55.410	37.013	33.806			138.3	14th						
2	2'06.768	28.065	31.907	30.436	36.360	228.3	6	Ryusei YAMANAKA		Estrella Galicia 0,0		JPN	
3	2'07.340	27.902	31.976	30.578	36.884	230.7		Runs=1	Total laps=9	Full laps=8			
4	2'09.121	29.047	32.077	30.834	37.163	227.9	1	3'51.978	32.953	33.088	31.577	37.128	142.0
5	2'07.387	28.111	31.893	30.684	36.699	227.0	2	2'08.018	28.256	32.168	30.768	36.826	225.3
6	2'08.840 *	28.278	31.907	30.907	37.748*	220.0	3	2'09.938	28.324	33.028	31.176	37.410	219.6
7	2'08.511	28.374	32.396	31.229	36.512	226.2	4	2'08.128	28.220	31.850	30.864	37.194	228.3
8	2'09.153	28.191	32.004	30.803	38.155	226.3	5	2'09.637	29.189	32.531	31.078	36.839	223.1
9	2'07.237	28.186	32.080	30.590	36.381	227.4	6	2'07.187	28.188	31.978	30.526	36.495	225.3
10th						16	Andrea MIGNO		Bester Capital Dubai		ITA		
		Runs=1	Total laps=9	Full laps=8			7	2'08.451	28.424	32.412	30.973	36.642	224.9
1	3'57.502	36.119	32.674	30.886	36.494	101.0	8	2'08.517	28.500	32.251	30.770	36.996	229.0
2	2'07.243	28.102	31.908	30.604	36.629	229.6	9	2'07.951	28.276	32.181	30.773	36.721	231.5
3	2'07.674	28.358	32.065	30.530	36.721	220.4	15th						
4	2'11.513	28.342	31.894	34.507	36.770	225.3	75	Albert ARENAS		Sama Qatar Angel Ni		SPA	
5	2'07.173	28.143	31.848	30.594	36.588	225.8		Runs=1	Total laps=9	Full laps=6			
6	2'06.953	28.157	31.869	30.564	36.363	223.8	1	3'50.865	33.253	32.929	31.400	37.481	136.2
7	2'09.713	28.560	32.289	31.995	36.869	233.6	2	2'09.737	28.778	32.041	30.868	38.050	217.9
8	2'07.539	28.155	32.157	30.677	36.550	228.7	3	2'09.331	28.528	32.239	30.763	37.801	216.0
9	2'08.247	28.337	32.400	30.916	36.594	231.9	4	2'10.590 *	28.355	31.994	30.800	39.441*	220.6
11th						17	John MCPHEE		Petronas Sprinta Raci		GBR		
		Runs=1	Total laps=9	Full laps=8			5	2'07.216	28.217	31.899	30.719	36.381	223.8
1	3'57.459	35.051	32.867	31.038	36.919	140.7	6	2'10.680	28.447	33.956	31.764	36.513	224.7
2	2'07.466	28.384	32.007	30.684	36.391	225.8	7	2'08.544	28.242	32.597	30.672	37.033	226.0
3	2'07.589	28.305	32.164	30.612	36.508	228.3	8	2'08.004	28.435	32.058	30.714	36.797	226.9
4	2'07.007	28.158	31.779	30.572	36.498	231.5	9	2'08.209 *	28.550	31.997	30.872	36.790*	219.4
5	2'08.181	27.934	32.651	30.825	36.771	230.0	16th						
6	2'07.283	28.299	32.079	30.458	36.447	224.7	27	Kaito TOBA		Honda Team Asia		JPN	
7	2'08.222	28.325	32.204	30.873	36.820	230.1		Runs=1	Total laps=6	Full laps=4			
8	2'08.466	28.571	32.171	30.684	37.040	219.9	1	3'43.584	32.763	33.291	31.435	37.290	141.8
9	2'07.955	28.322	32.020	30.847	36.766	227.7	2	2'08.652	28.524	32.470	30.920	36.738	226.8
12th						42	Marcos RAMIREZ		Leopard Racing		SPA		
		Runs=1	Total laps=9	Full laps=7			3	2'08.293	28.283	32.253	30.911	36.846	223.0
1	3'35.879	46.067	33.744	32.839	37.163		4	2'07.712	28.215	31.993	30.811	36.693	223.7
2	2'07.499	27.915	32.146	30.702	36.736	237.3	5	2'07.330	28.001	31.980	30.752	36.597	228.1
3	2'10.803	28.226	34.856	30.819	36.902	224.9	unfinished	28.050	32.089			225.7	
4	2'07.261	27.906	31.805	30.769	36.781	235.2	17th						
5	2'10.047	28.813	32.870	31.388	36.976	225.7	84	Jakub KORNFEIL		Redox PruestelGP		CZE	
6	2'13.249	29.915	31.997	31.064	40.273	229.9		Runs=1	Total laps=9	Full laps=8			
7	2'07.661 *	28.117	32.035	30.780	36.729*	234.2	1	3'40.589	32.695	32.689	30.928	37.194	139.8
8	2'13.364	28.075	34.696	32.765	37.828	226.1	2	2'08.721	28.537	32.326	30.848	37.010	219.9
9	2'07.158	27.965	31.967	30.702	36.524	236.1	3	2'09.010	28.643	32.296	30.835	37.236	216.2
13th						19	Gabriel RODRIGO		Kommerling Gresini M		ARG		
		Runs=1	Total laps=9	Full laps=8			4	2'08.033	28.462	32.021	30.715	36.835	216.5
1	4'20.140	32.623	32.476	30.788	36.755	139.8	5	2'07.525	28.257	31.959	30.687	36.622	221.2
2	2'07.318	28.160	31.694	30.705	36.759	222.8	6	2'08.583	28.565	32.037	30.687	37.294	222.2
3	2'07.624	28.173	31.924	30.653	36.874	221.3	7	2'08.350	28.460	32.108	30.760	37.022	215.0
4	2'07.163	28.121	31.721	30.624	36.697	221.4	8	2'12.695	28.541	32.163	31.211	40.780	212.7
5	2'07.739	28.293	31.878	30.869	36.699	222.8	9	2'08.469	28.521	32.193	30.799	36.956	216.2
18th						7	Dennis FOGGIA		SKY Racing Team VR		ITA		
		Runs=1	Total laps=9	Full laps=8			1	4'02.412	32.372	32.875	31.342	37.169	142.0
1	4'20.140	32.623	32.476	30.788	36.755	139.8	2	2'08.974	28.670	32.449	30.896	36.959	222.6
2	2'07.318	28.160	31.694	30.705	36.759	222.8	3	2'10.541	28.509	32.464	32.174	37.394	219.1
3	2'07.624	28.173	31.924	30.653	36.874	221.3	4	2'08.023	28.437	32.049	30.724	36.813	220.5
4	2'07.163	28.121	31.721	30.624	36.697	221.4	5	2'07.912	28.181	32.235	30.735	36.761	226.6
5	2'07.739	28.293	31.878	30.869	36.699	222.8	Fastest Lap:						

Fastest Lap: Aron CANET Sterilgarda Max Racin SPA **2'06.097** 28.101 31.500 30.196 36.300

These data/results cannot be reproduced, stored and/or transmitted in whole or in part by any manner of electronic, mechanical, photocopying, recording, broadcasting or otherwise now known or herein after developed without the previous express consent by the copyright owner, except for reproduction in daily press and regular printed publications on sale to the public within 60 days of the event related to those data/results and always provided that copyright symbol appears together as follows below.

Official MotoGP Timing by TISSOT
www.motogp.com

Doha, Sunday, March 10, 2019

Page 2 of 4



Warm Up

Moto3

Lap	Lap Time	T1	T2	T3	T4	Speed	Lap	Lap Time	T1	T2	T3	T4	Speed
6	2'07.623	28.230	32.008	30.626	36.759	222.1	3	2'10.079	28.291	32.032	30.647	39.109	229.6
7	2'08.437	28.172	32.073	30.727	37.465	225.3	4	2'09.092	28.885	32.074	31.019	37.114	214.5
8	2'08.742	28.306	32.394	30.758	37.284	226.7	5	2'09.150	28.484	32.211	31.040	37.415	220.0
9	2'08.125	28.278	32.172	30.752	36.923	225.9	6	2'09.813	29.701	32.050	30.828	37.234	214.4

19th 76 Makar YURCHENK BOE Skull Rider Mug KAZ

Runs=1	Total laps=9	Full laps=7				
1	3'36.393	33.178	32.804	31.242	36.868	129.9
2	2'08.561	28.184	32.354	31.187	36.836	229.2
3	2'08.268	28.348	32.390	30.714	36.816	224.1
4	2'11.626	28.401	33.590	32.635	37.000	230.5
5	2'07.663	28.060	32.115	30.600	36.888	228.2
6	2'10.313	28.933	32.146	31.348	37.886	220.0
7	2'08.153	28.261	32.062	30.924	36.906	223.1
8	2'14.609	28.278	35.049	32.562	38.720	223.8
9	2'07.691 *	28.203	32.046	30.815	36.627*	229.5

20th 71 Ayumu SASAKI Petronas Sprinta Raci JPN

Runs=1	Total laps=9	Full laps=7				
1	3'58.032	33.265	33.306	30.908	36.478	141.7
2	2'08.006	28.268	32.334	30.925	36.479	228.6
3	2'07.883	28.392	32.218	30.713	36.560	229.6
4	2'07.974	28.261	32.151	30.995	36.567	226.8
5	2'07.716	28.028	32.202	31.072	36.414	231.7
6	2'07.770 *	28.160	32.174	30.784	36.652*	231.8
7	2'09.533	28.472	32.544	31.262	37.255	225.0
8	2'08.216	28.453	32.333	30.978	36.452	228.4
9	2'08.735	28.437	32.438	31.409	36.451	230.1

21st 12 Filip SALAC Redox PruestelGP CZE

Runs=1	Total laps=9	Full laps=6				
1	3'35.384	33.824	33.299	31.462	37.081	141.1
2	2'08.073	28.285	32.444	30.714	36.630	225.0
3	2'10.566 *	28.287	34.536	30.847	36.896*	224.9
4	2'07.743	28.270	31.997	30.706	36.770	229.5
5	2'10.888	29.803	33.612	30.668	36.805	222.9
6	2'12.259	30.287	33.521	31.147	37.304	220.6
7	2'07.969	28.411	32.128	30.788	36.642	227.2
8	2'12.521	28.330	33.424	32.339	38.428	223.1
9	2'08.002 *	28.337	32.358	30.645	36.662*	224.4

22nd 25 Raul FERNANDEZ Sama Qatar Angel Ni SPA

Runs=2	Total laps=9	Full laps=6				
1	3'30.094	32.094	32.477	30.750	36.893	140.7
2	2'10.657 P	29.150	32.414	33.923	35.170	220.1
3	2'11.571	31.607	32.265	30.732	36.967	142.4
4	2'08.096	28.419	32.146	30.724	36.807	216.7
5	2'07.960	28.286	32.289	30.720	36.665	219.9
6	2'07.917	28.332	32.062	30.688	36.835	219.2
7	2'08.828	28.245	32.278	31.036	37.269	222.9
8	2'08.259	28.408	32.158	30.763	36.930	218.0
9	2'11.157	30.046	32.554	31.315	37.242	217.5

23rd 40 Darryn BINDER CIP Green Power RSA

Runs=1	Total laps=9	Full laps=8				
1	3'58.119	35.223	33.106	31.181	36.998	128.4
2	2'07.985	28.458	32.165	30.669	36.693	220.9

24th 14 Tony ARBOLINO Snipers Team ITA

Runs=3	Total laps=8	Full laps=3				
1	3'34.426	33.952	33.121	31.271	36.914	138.2
2	2'10.728	28.329	32.226	32.717	37.456	228.9
3	2'08.012	28.166	32.187	30.721	36.938	231.1
4	2'07.930 P	30.546	32.619	31.275	33.490	228.6
5	2'18.473	37.901	32.339	31.054	37.179	99.1
6	2'06.002 P	28.335	32.052	31.141	34.474	221.4
7	2'10.883	31.023	32.205	30.869	36.786	149.9
8	2'08.279	28.238	32.287	30.744	37.010	226.7

25th 22 Kazuki MASAKI BOE Skull Rider Mug JPN

Runs=1	Total laps=8	Full laps=4				
1	6'02.038	35.935	33.064	31.275	39.562	137.9
2	2'08.039	28.355	32.242	30.748	36.694	225.6
3	2'08.821	28.107	31.990	31.082	37.642	231.7
4	2'07.943 *	28.086	32.142	30.706	37.009*	234.8
5	2'11.157 *	31.634	32.146	30.918	36.459*	223.4
6	2'08.737	28.151	32.423	30.992	37.171	232.2
7	2'08.965	29.403	32.314	30.734	36.514	222.5
8	2'07.830 *	27.995	32.488	30.889	36.458*	233.4

26th 69 Tom BOOTH-AMOS CIP Green Power GBR

Runs=1	Total laps=9	Full laps=6				
1	3'50.926	35.110	34.221	31.865	37.697	120.9
2	2'10.349	29.109	32.896	31.181	37.163	216.6
3	2'09.124	28.804	32.334	30.828	37.158	220.4
4	2'08.330	28.454	32.085	30.787	37.004	221.8
5	2'10.052 *	28.501	33.118	31.248	37.185*	225.5
6	2'08.722	28.606	32.380	30.766	36.970	221.5
7	2'09.430	28.630	32.546	31.105	37.149	222.7
8	2'08.907	28.690	32.673	30.777	36.767	222.5
9	2'08.893 *	28.433	32.656	31.003	36.801*	227.1

27th 61 Can ONCU Red Bull KTM Ajo TUR

Runs=2	Total laps=4	Full laps=1				
1	3'34.636	39.079	32.921	31.264	37.026	90.2
2	6'00.228 P			48.261	47.133	226.4
3	2'13.556	32.537	32.713	31.172	37.134	139.8
4	2'08.377	28.484	32.086	30.834	36.973	218.1

28th 54 Riccardo ROSSI Kommerling Gresini M ITA

Runs=1	Total laps=9	Full laps=5				
1	3'35.856	33.523	33.066	31.641	37.011	129.3
2	2'09.314	28.468	32.520	31.518	36.808	233.9
3	2'08.766	28.524	32.366	31.001	36.875	226.8
4	2'08.400	28.496	32.152	30.890	36.862	224.9
5	2'11.095 *	29.089	34.134	30.962	36.910*	226.2
6	2'11.607	28.984	32.793	31.186	38.644	223.8

Fastest Lap: Aron CANET Sterilgarda Max Racin SPA 2'06.097 28.101 31.500 30.196 36.300

These data/results cannot be reproduced, stored and/or transmitted in whole or in part by any manner of electronic, mechanical, photocopying, recording, broadcasting or otherwise now known or herein after developed without the previous express consent by the copyright owner, except for reproduction in daily press and regular printed publications on sale to the public within 60 days of the event related to those data/results and always provided that copyright symbol appears together as follows below.
© DORNA, 2019

Warm Up

Moto3

Lap	Lap Time		T1	T2	T3	T4	Speed	Lap	Lap Time	T1	T2	T3	T4	Speed
7	2'09.140 *		28.580	32.364	31.042	37.154*	232.0							
8	2'11.514		28.436	32.725	32.818	37.535	226.5							
9	2'08.376 *		28.509	32.247	30.921	36.699*	233.4							

29th 79		Ai OGURA		Honda Team Asia			JPN
		Runs=1	Total laps=9	Full laps=4			
1	3'35.730	41.678	33.381	31.832	37.161		
2	2'08.732	28.402	32.366	30.955	37.009	233.5	
3	2'08.033 *	28.189	32.042	30.803	36.999*	229.2	
4	2'12.390	31.590	32.586	31.320	36.894	222.6	
5	2'07.592 *	27.935	32.043	30.655	36.959*	231.6	
6	2'12.129	30.184	33.360	31.159	37.426	221.4	
7	2'07.958 *	28.457	32.051	30.798	36.652*	224.6	
8	2'11.943	28.168	33.281	32.744	37.750	229.2	
9	2'10.006 *	28.492	33.728	31.074	36.712*	221.8	

Fastest Lap: Aron CANET Sterilqarda Max Racin SPA **2'06.097** 28.101 31.500 30.196 36.300

These data/results cannot be reproduced, stored and/or transmitted in whole or in part by any manner of electronic, mechanical, photocopying, recording, broadcasting or otherwise now known or herein after developed without the previous express consent by the copyright owner, except for reproduction in daily press and regular printed publications on sale to the public within 60 days of the event related to those data/results and always provided that copyright symbol appears together as follows below.
© DORNA, 2019

Official MotoGP Timing by TISSOT
www.motogp.com

Doha, Sunday, March 10, 2019





VisitQatar GRAND PRIX
Official Starting Grid

Race : 18 laps = 96.84 km

28



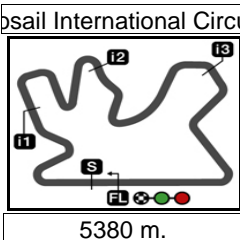
1	1 2'05.883 44 Aron CANET KTM	2 2'06.080 48 Lorenzo DALLA PORTA Honda	3 2'06.109 27 Kaito TOBA Honda
2	4 2'06.308 17 John MCPHEE Honda	5 2'06.373 23 Niccolò ANTONELLI Honda	6 2'06.526 75 Albert ARENAS KTM
3	7 2'06.621 14 Tony ARBOLINO Honda	8 2'06.663 13 Celestino VIETTI KTM	9 2'06.670 77 Vicente PEREZ KTM
4	10 2'06.673 25 Raul FERNANDEZ KTM	11 2'06.681 55 Romano FENATI Honda	12 2'06.805 19 Gabriel RODRIGO Honda
5	13 2'06.978 22 Kazuki MASAKI KTM	14 2'07.247 84 Jakub KORNFEIL KTM	15 2'07.363 79 Ai OGURA Honda
6	16 2'07.411 7 Dennis FOGGIA KTM	17 2'07.525 16 Andrea MIGNO KTM	18 2'07.638 61 Can ONCU KTM
7	19 2'06.884 24 Tatsuki SUZUKI Honda	20 2'07.253 42 Marcos RAMIREZ Honda	21 2'07.318 21 Alonso LOPEZ Honda
8	22 2'07.373 71 Ayumu SASAKI Honda	23 2'07.681 76 Makar YURCHENKO KTM	24 2'07.868 40 Darryn BINDER KTM

The results are provisional until the end of the limit for protest and appeals and until the ratification of the Event Management Committee.

Time limit for protest expires 60' at the latest after publication of the results - Mr. Time:

These data/results cannot be reproduced, stored and/or transmitted in whole or in part by any manner of electronic, mechanical, photocopying, recording, broadcasting or otherwise now known or herein after developed without the previous express consent by the copyright owner, except for reproduction in daily press and regular printed publications on sale to the public within 60 days of the event related to those data/results and always provided that copyright symbol appears together as follows below.
© DORNA, 2019





VisitQatar GRAND PRIX Official Starting Grid

Race : 18 laps = 96.84 km

28

9

25
2'08.179
6 Ryusei YAMANAKA
Honda

26
2'08.272
69 Tom BOOTH-AMOS
KTM

27
2'08.442
5 Jaume MASIA
KTM

10

28
2'06.130
12 Filip SALAC
KTM

29
2'07.347
54 Riccardo ROSSI
Honda

The results are provisional until the end of the limit for protest and appeals and until the ratification of the Event Management Committee.

Time limit for protest expires 60' at the latest after publication of the results - Mr. Time:

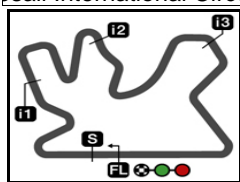
These data/results cannot be reproduced, stored and/or transmitted in whole or in part by any manner of electronic, mechanical, photocopying, recording, broadcasting or otherwise now known or herein after developed without the previous express consent by the copyright owner, except for reproduction in daily press and regular printed publications on sale to the public within 60 days of the event related to those data/results and always provided that copyright symbol appears together as follows below.

© DORNA, 2019

Official MotoGP Timing by **TISSOT**
www.motogp.com

Doha, Sunday, March 10, 2019





5380 m.

VisitQatar GRAND PRIX

Warm Up

Best Partial Times

Moto3™

IT Ideal Lap Time, sum of the best partial times

BT Best Lap Time

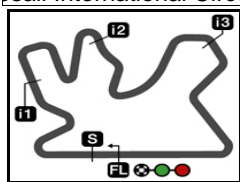
T1		T2		T3		T4				IT	BT	
Pos	Rider	Time	Rider	Time	Rider	Time	Rider	Time	Pos	Rider	IT	BT
1	T.SUZUKI	27.834	A.CANET	31.492	A.CANET	30.196	N.ANTONELLI	36.157	1	A.CANET	2'05.909	2'06.097 (1)
2	N.ANTONELLI	27.844	J.MASIA	31.507	V.PEREZ	30.352	T.SUZUKI	36.162	2	N.ANTONELLI	2'06.116	2'06.364 (2)
3	L.DALLA PORTA	27.876	N.ANTONELLI	31.667	C.VIETTI	30.368	C.VIETTI	36.202	3	J.MASIA	2'06.143	2'06.666 (5)
4	J.MASIA	27.883	G.RODRIGO	31.694	R.FENATI	30.384	V.PEREZ	36.276	4	C.VIETTI	2'06.308	2'06.530 (3)
5	A.LOPEZ	27.902	L.DALLA PORTA	31.778	J.MASIA	30.426	A.CANET	36.300	5	T.SUZUKI	2'06.365	2'06.749 (8)
6	V.PEREZ	27.904	J.MCPHEE	31.779	A.LOPEZ	30.436	J.MASIA	36.327	6	V.PEREZ	2'06.393	2'06.673 (6)
7	M.RAMIREZ	27.906	C.VIETTI	31.794	L.DALLA PORTA	30.447	A.LOPEZ	36.360	7	L.DALLA POR	2'06.526	2'06.694 (7)
8	A.CANET	27.921	M.RAMIREZ	31.805	N.ANTONELLI	30.448	A.MIGNO	36.363	8	J.MCPHEE	2'06.562	2'07.007 (11)
9	J.MCPHEE	27.934	T.SUZUKI	31.816	J.MCPHEE	30.458	A.ARENAS	36.381	9	A.LOPEZ	2'06.591	2'06.768 (9)
10	A.OGURA	27.935	R.FENATI	31.829	R.YAMANAKA	30.526	J.MCPHEE	36.391	10	R.FENATI	2'06.626	2'06.643 (4)
11	C.VIETTI	27.944	A.MIGNO	31.848	A.MIGNO	30.530	R.FENATI	36.398	11	A.MIGNO	2'06.843	2'06.953 (10)
12	K.MASAKI	27.995	R.YAMANAKA	31.850	T.SUZUKI	30.553	A.SASAKI	36.414	12	M.RAMIREZ	2'06.937	2'07.158 (12)
13	K.TOBA	28.001	V.PEREZ	31.861	M.YURCHENKO	30.600	L.DALLA PORTA	36.425	13	R.YAMANAKA	2'07.059	2'07.187 (14)
14	R.FENATI	28.015	A.LOPEZ	31.893	G.RODRIGO	30.624	R.YAMANAKA	36.495	14	G.RODRIGO	2'07.136	2'07.163 (13)
15	A.SASAKI	28.028	A.ARENAS	31.899	D.FOGGIA	30.626	K.MASAKI	36.514	15	A.ARENAS	2'07.169	2'07.216 (15)
16	M.YURCHENKO	28.060	J.KORNFEIL	31.959	F.SALAC	30.645	M.RAMIREZ	36.524	16	K.MASAKI	2'07.205	2'08.039 (25)
17	A.MIGNO	28.102	K.TOBA	31.980	D.BINDER	30.647	K.TOBA	36.597	17	A.SASAKI	2'07.306	2'07.716 (20)
18	G.RODRIGO	28.121	K.MASAKI	31.990	A.OGURA	30.655	J.KORNFEIL	36.622	18	K.TOBA	2'07.330	2'07.330 (16)
19	T.ARBOLINO	28.166	F.SALAC	31.997	A.ARENAS	30.672	F.SALAC	36.630	19	M.YURCHENK	2'07.522	2'07.663 (19)
20	D.FOGGIA	28.172	D.FOGGIA	32.008	J.KORNFEIL	30.687	R.FERNANDEZ	36.665	20	J.KORNFEIL	2'07.525	2'07.525 (17)
21	R.YAMANAKA	28.188	D.BINDER	32.032	R.FERNANDEZ	30.688	D.BINDER	36.693	21	A.OGURA	2'07.526	2'08.732 (29)
22	A.ARENAS	28.217	A.OGURA	32.042	M.RAMIREZ	30.702	G.RODRIGO	36.697	22	F.SALAC	2'07.542	2'07.743 (21)
23	R.FERNANDEZ	28.245	M.YURCHENKO	32.046	K.MASAKI	30.706	D.FOGGIA	36.759	23	D.FOGGIA	2'07.565	2'07.623 (18)
24	J.KORNFEIL	28.257	T.ARBOLINO	32.052	A.SASAKI	30.713	T.BOOOTH-AMOS	36.767	24	R.FERNANDEZ	2'07.660	2'07.917 (22)

These data/results cannot be reproduced, stored and/or transmitted in whole or in part by any manner of electronic, mechanical, photocopying, recording, broadcasting or otherwise now known or herein after developed without the previous express consent by the copyright owner, except for reproduction in daily press and regular printed publications on sale to the public within 60 days of the event related to those data/results and always provided that copyright symbol appears together as follows below.

© DORNA, 2019

Official MotoGP Timing by TISSOT
www.motogp.com





5380 m.

VisitQatar GRAND PRIX

Warm Up

Best Partial Times

Moto3™

IT Ideal Lap Time, sum of the best partial times

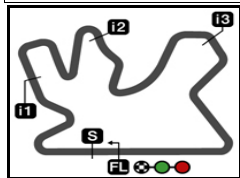
BT Best Lap Time

<i>T1</i>		<i>T2</i>		<i>T3</i>		<i>T4</i>				<i>IT</i>	<i>BT</i>	
<i>Pos</i>	<i>Rider</i>	<i>Time</i>	<i>Rider</i>	<i>Time</i>	<i>Rider</i>	<i>Time</i>	<i>Rider</i>	<i>Time</i>	<i>Pos</i>	<i>Rider</i>		
25	F.SALAC	28.270	R.FERNANDEZ	32.062	T.ARBOLINO	30.721	T.ARBOLINO	36.786	25	D.BINDER	2'07.663	2'07.985 (23)
26	D.BINDER	28.291	T.BOOTH-AMOS	32.085	K.TOBA	30.752	R.ROSSI	36.808	26	T.ARBOLINO	2'07.725	2'08.012 (24)
27	T.BOOTH-AMOS	28.433	C.ONCU	32.086	T.BOOTH-AMOS	30.766	M.YURCHENKO	36.816	27	T.BOOTH-AMO	2'08.051	2'08.330 (26)
28	R.ROSSI	28.436	A.SASAKI	32.151	C.ONCU	30.834	A.OGURA	36.894	28	R.ROSSI	2'08.286	2'08.400 (28)
29	C.ONCU	28.484	R.ROSSI	32.152	R.ROSSI	30.890	C.ONCU	36.973	29	C.ONCU	2'08.377	2'08.377 (27)


These data/results cannot be reproduced, stored and/or transmitted in whole or in part by any manner of electronic, mechanical, photocopying, recording, broadcasting or otherwise now known or herein after developed without the previous express consent by the copyright owner, except for reproduction in daily press and regular printed publications on sale to the public within 60 days of the event related to those data/results and always provided that copyright symbol appears together as follows below.
© DORNA, 2019

Official MotoGP Timing by  TISSOT
www.motogp.com





VisitQatar GRAND PRIX
Warm Up
Fastest Laps Sequence

<i>Practice Time</i>	 <i>Rider</i>	<i>Nation</i>	<i>Motorcycle</i>	<i>Time</i>	<i>Km/h</i>	<i>Rider's Lap</i>
5'43.378	42 Marcos RAMIREZ	SPA	HONDA	2'07.499	151.9	2
6'01.135	23 Niccolò ANTONELLI	ITA	HONDA	2'06.699	152.8	2
6'01.409	77 Vicente PEREZ	SPA	KTM	2'06.673	152.8	2
6'16.852	44 Aron CANET	SPA	KTM	2'06.097	153.5	2

These data/results cannot be reproduced, stored and/or transmitted in whole or in part by any manner of electronic, mechanical, photocopying, recording, broadcasting or otherwise now known or herein after developed without the previous express consent by the copyright owner, except for reproduction in daily press and regular printed publications on sale to the public within 60 days of the event related to those data/results and always provided that copyright symbol appears together as follows below.

© DORNA, 2019

Official MotoGP Timing by TISSOT
www.motogp.com

Doha, Sunday, March 10, 2019

