uito de Jerez - Angel N

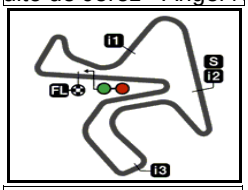

4423 m.

Results and timing service provided by TISSOT

RookiesCup

GRAN PREMIO RED BULL DE ESPAÑA

Qualifying Practice

Classification

6

		Rider	Nation	Team	Motorcycle	Time	Lap	Total	Gap		Top Speed
1	92	**Yuki KUNII**	JPN	Red Bull MotoGP Rookies Cup	KTM	**1'49.385**	5	14			**193.4**
2	7	**Barry BALTUS**	BEL	Red Bull MotoGP Rookies Cup	KTM	**1'49.529**	2	11	0.144	0.144	**194.9**
3	99	**Carlos TATAY**	SPA	Red Bull MotoGP Rookies Cup	KTM	**1'49.674**	5	14	0.289	0.145	**196.2**
4	56	**Haruki NOGUCHI**	JPN	Red Bull MotoGP Rookies Cup	KTM	**1'49.940**	5	14	0.555	0.266	**198.3**
5	66	**Adrian HUERTAS**	SPA	Red Bull MotoGP Rookies Cup	KTM	**1'50.023**	2	12	0.638	0.083	**198.5**
6	50	**Jason DUPASQUIER**	SWI	Red Bull MotoGP Rookies Cup	KTM	**1'50.047**	5	13	0.662	0.024	**198.6**
7	38	**David SALVADOR**	SPA	Red Bull MotoGP Rookies Cup	KTM	**1'50.122**	4	12	0.737	0.075	**197.5**
8	5	**Lorenzo FELLON**	FRA	Red Bull MotoGP Rookies Cup	KTM	**1'50.260**	3	12	0.875	0.138	**195.6**
9	30	**Max COOK**	GBR	Red Bull MotoGP Rookies Cup	KTM	**1'50.393**	4	12	1.008	0.133	**195.4**
10	89	**Marcos URIARTE**	SPA	Red Bull MotoGP Rookies Cup	KTM	**1'50.456**	4	13	1.071	0.063	**201.5**
11	28	**Matteo BERTELLE**	ITA	Red Bull MotoGP Rookies Cup	KTM	**1'50.485**	4	13	1.100	0.029	**197.1**
12	37	**Pedro ACOSTA**	SPA	Red Bull MotoGP Rookies Cup	KTM	**1'50.609**	2	4	1.224	0.124	**197.1**
13	44	**Nicolas HERNANDEZ**	COL	Red Bull MotoGP Rookies Cup	KTM	**1'50.698**	5	10	1.313	0.089	**197.4**
14	34	**Mario AJI**	INA	Red Bull MotoGP Rookies Cup	KTM	**1'50.824**	12	13	1.439	0.126	**192.9**
15	29	**Billy VAN EERDE**	AUS	Red Bull MotoGP Rookies Cup	KTM	**1'51.201**	5	14	1.816	0.377	**196.6**
16	62	**Aidan LIEBENBERG**	RSA	Red Bull MotoGP Rookies Cup	KTM	**1'51.418**	12	14	2.033	0.217	**192.1**
17	11	**Alex ESCRIG**	SPA	Red Bull MotoGP Rookies Cup	KTM	**1'51.494**	9	14	2.109	0.076	**195.1**
18	45	**Clément ROUGÉ**	FRA	Red Bull MotoGP Rookies Cup	KTM	**1'51.717**	4	13	2.332	0.223	**193.0**
19	84	**Zonta VAN DEN GOORBE**	NED	Red Bull MotoGP Rookies Cup	KTM	**1'52.426**	3	4	3.041	0.709	**195.7**
20	88	**Artem MARAEV**	RUS	Red Bull MotoGP Rookies Cup	KTM	**1'52.698**	13	14	3.313	0.272	**193.7**
21	48	**Gabin PLANQUES**	FRA	Red Bull MotoGP Rookies Cup	KTM	**1'52.784**	7	13	3.399	0.086	**196.2**
22	55	**Noah DETTWILER**	SWI	Red Bull MotoGP Rookies Cup	KTM	**1'52.857**	12	14	3.472	0.073	**194.2**
23	6	**Phillip TONN**	GER	Red Bull MotoGP Rookies Cup	KTM	**1'53.324**	7	12	3.939	0.467	**189.4**
Not qualified (Out 107%)						**1'57.042**					
	70	**Tyler SCOTT**	USA	Red Bull MotoGP Rookies Cup	KTM	**1'57.479**	13	13	8.094	4.155	**192.4**

Practice condition: **Dry**
Air: 20°
Humidity: 78%
Ground: 38°

Fastest Lap:	Lap: 5	**Yuki KUNII**	**1'49.385**	145.5 Km/h
Best Race Lap:	2018	**Deniz ÖNCÜ**	**1'49.357**	145.6 Km/h
All Time Lap Record:	2018	**Carlos TATAY**	**1'49.009**	146.0 Km/h

The results are provisional until the end of the limit for protest and appeals.

Time limit for protest expires 30' after publication of the results - ..... Time: .....

DORNA DATA PROCESSING .TIMING SERVICE DORNA DATA PROCESSING TIMING SERVICE DORNA DATA PROCESSING TIMING SERVICE DORNA DATA PROCESSING TIMING SERVICE DORNA DATA PROCESSING TIMING SERVICE DORNA DATA PROCESSING TIMING SERVICE DORNA DATA PROCESSING TIMING SERVICE DORNA DATA PROCCEESSS

Jerez de la Frontera, Friday, May 03, 2019

uito de Jerez - Angel N

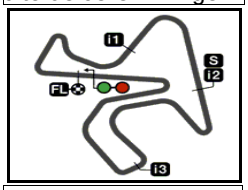

4423 m.

Results and timing service provided by TISSOT

RookiesCup

GRAN PREMIO RED BULL DE ESPAÑA

Qualifying Practice

Top Speed & Average

7

	Rider	Nation	Motorcycle	Top 5 speeds					Average	Top
89	**Marcos URIARTE**	**SPA**	KTM	201.5	198.7	196.5	196.5	194.2	197.5	**201.5**
50	**Jason DUPASQUIER**	**SWI**	KTM	198.6	197.3	194.8	194.3	192.6	195.5	**198.6**
66	**Adrian HUERTAS**	**SPA**	KTM	198.5	196.5	195.6	195.0	193.4	195.8	**198.5**
56	**Haruki NOGUCHI**	**JPN**	KTM	198.3	197.6	196.3	194.2	193.8	196.0	**198.3**
38	**David SALVADOR**	**SPA**	KTM	197.5	197.0	194.9	194.7	192.4	194.8	**197.5**
44	**Nicolas HERNANDEZ**	**COL**	KTM	197.4	196.3	194.1	190.2	188.1	193.2	**197.4**
28	**Matteo BERTELLE**	**ITA**	KTM	197.1	196.2	194.6	194.4	194.3	195.3	**197.1**
37	**Pedro ACOSTA**	**SPA**	KTM	197.1	194.3	192.1	189.3	155.8	185.7	**197.1**
29	**Billy VAN EERDE**	**AUS**	KTM	196.6	196.6	195.2	195.1	195.0	195.6	**196.6**
48	**Gabin PLANQUES**	**FRA**	KTM	196.2	195.0	194.4	193.3	193.2	194.4	**196.2**
99	**Carlos TATAY**	**SPA**	KTM	196.2	194.8	194.4	193.6	193.0	194.4	**196.2**
84	**Zonta VAN DEN GOORBERGH**	**NED**	KTM	195.7	193.1	193.0	190.8	162.7	187.1	**195.7**
5	**Lorenzo FELLON**	**FRA**	KTM	195.6	194.8	194.2	193.9	192.3	194.2	**195.6**
30	**Max COOK**	**GBR**	KTM	195.4	195.1	194.7	193.3	192.7	194.2	**195.4**
11	**Alex ESCRIG**	**SPA**	KTM	195.1	194.5	194.5	191.4	191.4	193.4	**195.1**
7	**Barry BALTUS**	**BEL**	KTM	194.9	194.8	194.6	193.3	188.2	193.2	**194.9**
55	**Noah DETTWILER**	**SWI**	KTM	194.2	194.0	193.8	193.2	192.5	193.5	**194.2**
88	**Artem MARAEV**	**RUS**	KTM	193.7	193.1	190.8	190.4	190.4	191.7	**193.7**
92	**Yuki KUNII**	**JPN**	KTM	193.4	193.2	193.0	192.1	190.9	192.5	**193.4**
45	**Clément ROUGÉ**	**FRA**	KTM	193.0	191.9	190.8	190.2	189.9	191.2	**193.0**
34	**Mario AJI**	**INA**	KTM	192.9	191.1	189.6	188.8	188.3	190.1	**192.9**
70	**Tyler SCOTT**	**USA**	KTM	192.4	189.7	188.6	188.1	187.2	189.2	**192.4**
62	**Aidan LIEBENBERG**	**RSA**	KTM	192.1	187.2	187.2	187.1	186.2	188.0	**192.1**
6	**Phillip TONN**	**GER**	KTM	189.4	189.4	189.1	188.3	187.2	188.7	**189.4**

DORNA DATA PROCESSING ,TIMING SERVICE DORNA DATA PROCESSING TIMING SERVICE DORNA DATA PROCESSING TIMING SERVICE DORNA DATA PROCESSING TIMING SERVICE DORNA DATA PROCESSING TIMING SERVICE DORNA DATA PROCESSING TIMING SERVICE DORNA DATA PROCESSING TIMING SERVICE DORNA DATA PROCCEESSS

Jerez de la Frontera, Friday, May 03, 2019

uito de Jerez - Angel N

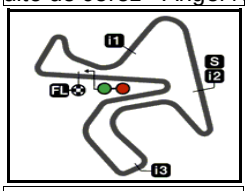

4423 m.

Results and timing service provided by TISSOT

RookiesCup

GRAN PREMIO RED BULL DE ESPAÑA

Qualifying Practice

Chronological Analysis of Performances

8

** Lap / Sector time cancelled*
P Crossing the finish line in pit lane
T1 Time from finish line to 1st intermediate
T2 Time from 1st intermed. to 2nd intermed.
T3 Time from 2nd intermed. to 3rd intermed.
T4 Time from 3rd intermediate to finish line

1st 92 Yuki KUNII — Red Bull MotoGP Roo JPN

Runs=1 Total laps=14 Full laps=11

Lap	Lap Time		T1	T2	T3	T4	Speed
1	2'42.161		41.754	18.162	35.006	38.296	179.4
2	**1'50.858**		27.016	17.077	32.733	34.032	189.5
3	1'49.408	*	26.77*	16.871	31.932	33.829	193.0
4	**1'49.762**		27.625	16.806	31.665	33.666	193.4
5	**1'49.385**		26.809	16.804	31.899	33.873	192.1
6	**1'49.438**		26.894	16.823	31.773	33.948	190.9
7	**1'50.922**		26.964	16.985	32.145	34.828	190.0
8	**1'50.893**		27.073	17.254	32.270	34.296	189.6
9	**1'49.750**		26.977	16.876	31.980	33.917	193.2
10	**1'53.334**		27.956	18.035	33.050	34.293	184.3
11	**1'50.442**		26.992	17.180	32.168	34.102	190.8
12	1'51.054	*	27.05*	17.096	32.634	34.271	190.6
13	**1'51.210**		27.359	17.174	32.354	34.323	188.3
14	**1'51.500**		27.318	17.232	32.465	34.485	189.7

2nd 7 Barry BALTUS — Red Bull MotoGP Roo BEL

Runs=2 Total laps=11 Full laps=7

Lap	Lap Time		T1	T2	T3	T4	Speed
1	2'42.528		40.561	18.542	34.716	38.463	178.8
2	**1'49.529**		27.033	16.716	31.847	33.933	194.9
3	1'50.475	*	27.49*	17.067	32.111	33.803	193.3
4	**1'49.809**		27.613	16.746	31.751	33.699	194.8
5	6'09.631	P	26.736	16.750	34.306	4'51.839	194.6
6	1'56.206		30.024	17.618	33.151	35.413	187.4
7	**1'52.625**		27.676	17.394	32.824	34.731	187.9
8	**1'52.835**		27.717	17.341	32.975	34.802	187.3
9	**1'52.286**		27.709	17.424	32.595	34.558	188.2
10	**1'55.102**		27.893	17.708	33.551	35.950	186.4
11	**1'59.025**		28.124	17.884	35.386	37.631	186.9

3rd 99 Carlos TATAY — Red Bull MotoGP Roo SPA

Runs=2 Total laps=14 Full laps=11

Lap	Lap Time		T1	T2	T3	T4	Speed
1	2'22.154		31.264	19.234	36.948	38.909	165.2
2	**1'50.602**		27.142	17.173	32.131	34.156	190.2
3	**1'58.025**		28.815	17.670	34.306	37.234	178.6
4	**1'49.957**		27.049	16.968	31.942	33.998	193.0
5	**1'49.674**		26.866	16.998	31.785	34.025	194.4
6	**1'51.023**		26.955	16.977	32.212	34.879	192.4
7	**1'50.201**		27.061	16.942	32.054	34.144	192.5
8	**1'51.580**		26.932	17.152	31.880	35.616	191.2
9	1'51.404	P	29.854	17.908	33.101	30.541	162.6
10	1'52.583		28.507	17.318	32.337	34.421	189.3
11	**1'49.963**		27.034	16.942	31.966	34.021	193.6
12	**1'49.777**		26.958	16.823	31.936	34.060	196.2
13	**1'50.436**		26.974	16.979	32.251	34.232	192.0
14	**1'50.397**		27.007	16.986	32.169	34.235	194.8

4th 56 Haruki NOGUCHI — Red Bull MotoGP Roo JPN

Runs=1 Total laps=14 Full laps=12

Lap	Lap Time		T1	T2	T3	T4	Speed
1	2'22.460		30.229	19.208	37.033	39.043	163.1
2	**1'50.594**		27.381	16.888	32.295	34.030	192.2
3	**1'57.050**		27.812	17.560	34.424	37.254	180.8
4	**1'52.161**		29.013	16.913	32.109	34.126	196.3
5	**1'49.940**		26.842	16.669	32.223	34.206	198.3
6	**1'50.275**		26.894	16.962	32.229	34.190	194.2
7	**1'50.854**		27.308	16.968	32.125	34.453	197.6
8	**1'50.603**		26.984	17.022	32.214	34.383	193.8
9	**1'51.880**		27.614	17.191	32.569	34.506	191.5
10	**1'51.805**		27.197	17.206	32.791	34.611	191.9
11	1'54.602	*	27.463	17.192	35.241	34.706*	191.6
12	**1'51.149**		27.186	17.093	32.394	34.476	192.7
13	**1'51.798**		27.355	17.115	32.352	34.976	192.1
14	**1'51.868**		27.352	17.153	32.730	34.633	192.9

5th 66 Adrian HUERTAS — Red Bull MotoGP Roo SPA

Runs=3 Total laps=13 Full laps=5

Lap	Lap Time		T1	T2	T3	T4	Speed
1	2'22.793		33.373	20.821	42.943	39.718	142.2
2	**1'50.023**		27.149	16.835	32.118	33.921	193.4
3	**1'57.222**		27.911	17.110	34.552	37.649	189.8
4	**1'51.692**		28.657	16.957	31.916	34.162	195.0
5	**1'50.171**		26.945	16.731	32.165	34.330	198.5
6	1'50.714	*	27.143	17.158	32.248	34.165*	196.5
7	1'50.483	*	27.23*	17.065	32.059	34.121*	195.6
8	**1'50.897**		27.142	17.195	32.254	34.306	188.8
9	1'51.457	P	27.642	19.139	33.486	31.190	158.0
10	1'58.825		28.839	18.271	33.038	38.677	179.2
11	1'46.707	P	27.65*	17.186	33.300	28.564	192.1
12	2'04.048		36.994	17.701	33.741	35.612	186.6
	unfinished		28.154	17.619			190.3

6th 50 Jason DUPASQUIE — Red Bull MotoGP Roo SWI

Runs=4 Total laps=13 Full laps=7

Lap	Lap Time		T1	T2	T3	T4	Speed
1	2'40.884		43.315	20.922	34.668	41.686	184.4
2	**1'52.832**		27.970	17.467	33.003	34.392	185.8
3	**1'50.589**		27.134	16.914	32.256	34.285	194.8
4	**1'51.299**		27.648	17.428	32.192	34.031	194.3
5	**1'50.047**		27.081	16.664	32.142	34.160	198.6
6	1'44.172	P	27.242	16.782	32.231	27.917	197.3
7	1'54.551		31.039	17.167	32.265	34.080	190.7
8	1'46.429	P	27.398	17.249	32.657	29.125	190.0
9	2'00.317	P	38.226	18.134	34.856	29.101	179.2

Fastest Lap:	Yuki KUNII	Red Bull MotoGP Roo	JPN	**1'49.385**	26.809	16.804	31.899	33.873

DORNA DATA PROCESSING -TIMING SERVICE DORNA DATA PROCESSING TIMING SERVICE DORNA DATA PROCESSING TIMING SERVICE DORNA DATA PROCESSING TIMING SERVICE DORNA DATA PROCESSING TIMING SERVICE DORNA DATA PROCESSING TIMING SERVICE DORNA DATA PROCESSING TIMING SERVICE DORNA DATA PROCCEESSS

Jerez de la Frontera, Friday, May 03, 2019

Lap	Lap Time		T1	T2	T3	T4	Speed
10	2'10.803		41.053	18.401	36.950	34.399	162.4
11	**1'50.132**		27.042	16.881	32.160	34.049	192.6
12	**1'50.236**		27.087	16.984	32.159	34.006	190.4
13	**2'32.270**		57.553	18.240	34.626	41.851	188.4

7th 38 David SALVADOR — Red Bull MotoGP Roo SPA

Runs=3 Total laps=12 Full laps=7

Lap	Lap Time		T1	T2	T3	T4	Speed
1	2'42.327		58.403	19.667	35.143	38.346	181.1
2	**1'50.142**		27.096	16.814	32.132	34.100	194.7
3	**1'50.263**		27.173	17.133	32.091	33.866	197.5
4	**1'50.122**		27.579	16.767	31.906	33.870	197.0
5	**1'54.014**		29.219	17.155	32.108	35.532	194.9
6	1'47.199	P	27.244	17.089	33.883	28.983	189.6
7	1'56.530		32.712	17.200	32.315	34.303	191.7
8	1'50.337	P	27.110	17.973	34.664	30.590	173.2
9	2'00.240		30.213	18.751	32.755	38.521	171.6
10	**1'52.965**		27.581	17.108	33.550	34.726	191.3
11	**1'51.348**		26.999	17.315	32.429	34.605	192.4
12	**1'52.015**		27.704	17.249	32.463	34.599	192.4

8th 5 Lorenzo FELLON — Red Bull MotoGP Roo FRA

Runs=2 Total laps=12 Full laps=9

Lap	Lap Time		T1	T2	T3	T4	Speed
1	2'42.653		41.617	18.292	35.027	38.404	185.5
2	**1'50.894**		27.266	16.880	32.379	34.369	194.8
3	**1'50.260**		26.957	16.841	32.179	34.283	195.6
4	**1'50.336**		27.120	16.921	32.023	34.272	194.2
5	**1'50.932**		27.139	16.957	32.292	34.544	192.3
6	**1'51.215**		27.283	17.037	32.291	34.604	191.5
7	1'48.478	P	28.819	17.411	33.221	29.027	189.9
8	1'58.471		32.402	18.318	32.992	34.759	180.9
9	**1'52.130**		27.308	17.282	32.658	34.882	191.2
10	**1'52.846**		28.262	17.099	32.843	34.642	193.9
11	**1'51.821**		27.333	17.292	32.731	34.465	191.1
12	**1'51.357**		27.489	17.143	32.338	34.387	191.7

9th 30 Max COOK — Red Bull MotoGP Roo GBR

Runs=2 Total laps=12 Full laps=9

Lap	Lap Time		T1	T2	T3	T4	Speed
1	2'37.588		46.154	19.322	33.587	35.412	178.0
2	**1'54.264**		27.755	17.807	34.043	34.659	178.2
3	**1'52.200**		27.929	17.044	32.807	34.420	195.1
4	**1'50.393**		27.107	16.901	32.047	34.338	195.4
5	**1'50.997**		27.092	16.918	32.246	34.741	192.7
6	**1'51.005**		27.026	17.004	32.326	34.649	194.7
7	1'49.703	P	29.184	17.228	33.199	30.092	191.1
8	1'55.445		31.060	17.350	32.572	34.463	189.0
9	**1'51.985**		27.697	17.243	32.430	34.615	189.3
10	**1'52.120**		27.176	17.143	32.300	35.501	190.1
11	**1'51.489**		27.295	17.216	32.443	34.535	189.4
12	**1'51.191**		27.131	17.024	32.328	34.708	193.3

10th 89 Marcos URIARTE — Red Bull MotoGP Roo SPA

Runs=2 Total laps=13 Full laps=8

Lap	Lap Time		T1	T2	T3	T4	Speed
1	2'22.529		34.582	22.078	37.787	38.811	165.3
2	**1'52.382**		27.993	16.898	32.813	34.678	196.5
3	**1'52.222**		27.210	16.974	33.193	34.845	196.5
4	**1'50.456**		27.024	16.941	32.154	34.337	198.7
5	**1'50.813**		26.976	16.752	32.509	34.576	201.5
6	**1'53.389**		27.418	17.049	33.388	35.534	190.9
7	1'45.655	P	27.51*	16.966	32.146	29.026	192.8
8	1'59.904		35.074	17.323	32.647	34.860	188.3
9	1'51.601	*	27.272	17.198	32.485	34.646*	188.9
10	**2'07.607**		35.201	21.197	36.076	35.133	163.9
11	**1'52.244**		27.554	17.377	32.690	34.623	189.4
12	1'51.636	*	27.173	17.097	32.428	34.938*	191.7
13	**1'51.566**		27.404	17.023	32.462	34.677	194.2

11th 28 Matteo BERTELLE — Red Bull MotoGP Roo ITA

Runs=2 Total laps=13 Full laps=9

Lap	Lap Time		T1	T2	T3	T4	Speed
1	2'22.723		36.980	19.306	36.926	39.128	170.4
2	**1'51.897**		27.677	16.972	32.503	34.745	196.2
3	**1'52.303**		27.200	17.191	33.128	34.784	192.9
4	**1'50.485**		26.989	17.070	32.079	34.347	194.3
5	**1'51.164**		27.016	16.846	32.182	35.120	197.1
6	1'53.525	*	27.14*	17.277	33.407	35.693	194.6
7	**1'51.374**		27.415	16.982	32.088	34.889	194.4
8	**1'50.748**		27.258	17.034	32.097	34.359	193.3
9	1'47.439	P	27.760	17.489	32.846	29.344	185.9
10	2'02.394		36.705	18.526	32.569	34.594	187.6
11	**1'51.265**		27.168	17.265	32.220	34.612	189.5
12	**1'51.007**		27.150	17.190	32.261	34.406	190.1
13	**1'56.552**		27.284	18.073	36.121	35.074	179.9

12th 37 Pedro ACOSTA — Red Bull MotoGP Roo SPA

Runs=1 Total laps=5 Full laps=1

Lap	Lap Time		T1	T2	T3	T4	Speed
1	2'22.567		35.901	21.195	37.264	39.254	155.8
2	**1'50.609**		27.145	17.066	32.433	33.965	189.3
3	1'53.025	*	27.36*	17.143	34.133	34.389	192.1
4	1'50.849	*	27.06*	17.112	32.430	34.239	194.3
	unfinished		27.110	16.801	32.243		197.1

13th 44 Nicolas HERNANDE — Red Bull MotoGP Roo COL

Runs=3 Total laps=10 Full laps=6

Lap	Lap Time		T1	T2	T3	T4	Speed
1	2'36.837		42.410	21.030	34.750	37.271	185.8
2	**1'54.678**		28.161	17.816	33.462	35.239	185.9
3	**1'52.618**		27.890	17.176	32.762	34.790	190.2
4	**1'50.772**		27.396	16.863	32.142	34.371	196.3
5	**1'50.698**		27.177	16.843	32.127	34.551	194.1
6	**1'51.353**		27.356	16.887	32.211	34.899	197.4
7	**1'51.465**		27.278	17.272	32.397	34.518	188.1
8	2'01.095	P	32.81*	20.320	36.858	31.103	153.7
9	5'25.018	P					
10	2'02.693		35.633	17.868	33.841	35.351	186.9

14th 34 Mario AJI — Red Bull MotoGP Roo INA

Runs=3 Total laps=13 Full laps=7

Lap	Lap Time		T1	T2	T3	T4	Speed
1	2'05.897		31.584	17.719	33.541	34.939	187.9
2	**1'51.996**		27.524	17.153	32.411	34.908	188.1
3	**2'02.734**		28.324	18.101	36.698	39.611	183.6
4	1'54.762	*	27.58*	17.544	33.445	36.184	188.1
5	1'47.869	P	27.161	16.945	33.196	30.567	192.9
6	1'56.375		32.298	17.267	32.323	34.487	187.3
7	**1'51.335**		27.184	17.220	32.338	34.593	188.3

Fastest Lap:	Yuki KUNII	Red Bull MotoGP Roo	JPN	**1'49.385**	26.809	16.804	31.899	33.873

DORNA DATA PROCESSING ,TIMING SERVICE DORNA DATA PROCESSING TIMING SERVICE DORNA DATA PROCESSING TIMING SERVICE DORNA DATA PROCESSING TIMING SERVICE DORNA DATA PROCESSING TIMING SERVICE DORNA DATA PROCESSING TIMING SERVICE DORNA DATA PROCESSING TIMING SERVICE DORNA DATA PROCCEESSS

Lap	Lap Time	T1	T2	T3	T4	Speed
8	1'50.923	27.160	17.207	32.231	34.325	187.6
9	1'49.901 P	27.22*	17.683	35.232	29.764	187.2
10	2'10.097	40.106	18.389	37.080	34.522	165.4
11	1'51.017	27.326	17.035	32.350	34.306	189.6
12	1'50.824	27.092	16.989	32.234	34.509	191.1
13	1'51.287	27.271	17.153	32.296	34.567	188.8

15th 29 Billy VAN EERDE — Red Bull MotoGP Roo AUS

Runs=1 Total laps=14 Full laps=11

Lap	Lap Time	T1	T2	T3	T4	Speed
1	2'22.895	36.065	19.028	41.099	39.053	171.4
2	1'54.247	28.087	17.209	33.609	35.342	195.1
3	1'53.434	27.687	17.303	33.210	35.234	191.1
4	1'51.768	27.528	17.083	32.590	34.567	195.0
5	1'51.201	27.208	16.926	32.529	34.538	196.6
6	1'52.163	27.587	17.158	32.588	34.830	194.1
7	1'51.767	27.348	17.217	32.710	34.492	192.0
8	1'51.176 *	27.27*	17.128	32.462	34.310	193.4
9	1'53.019	27.127	16.951	32.340	36.601	195.2
10	1'54.656	28.878	17.986	33.317	34.475	184.0
11	1'51.651 *	27.28*	17.186	32.758	34.426	195.0
12	1'57.172	27.165	17.568	36.597	35.842	183.3
13	1'54.222	27.437	17.123	34.719	34.943	194.8
14	1'51.403	27.372	17.097	32.337	34.597	196.6

16th 62 Aidan LIEBENBER — Red Bull MotoGP Roo RSA

Runs=1 Total laps=14 Full laps=13

Lap	Lap Time	T1	T2	T3	T4	Speed
1	2'06.928	32.349	18.025	33.793	35.446	187.2
2	1'53.105	27.656	17.255	32.934	35.260	192.1
3	1'52.648	27.584	17.280	32.938	34.846	185.6
4	1'52.682	27.465	17.399	32.794	35.024	184.9
5	1'53.192	27.575	17.601	32.901	35.115	183.8
6	1'56.199	28.397	18.341	33.882	35.579	170.2
7	1'53.812	27.841	17.688	33.216	35.067	180.3
8	1'54.312	27.843	17.717	33.171	35.581	182.1
9	1'53.409	27.833	17.653	33.118	34.805	180.9
10	1'52.151	27.413	17.247	32.732	34.759	186.2
11	1'52.198	27.302	17.318	32.762	34.816	187.1
12	1'51.418	27.171	17.128	32.488	34.631	187.2
13	1'53.609	27.378	17.331	32.806	36.094	185.1
14	1'52.716	27.529	17.328	32.921	34.938	186.1

17th 11 Alex ESCRIG — Red Bull MotoGP Roo SPA

Runs=1 Total laps=14 Full laps=13

Lap	Lap Time	T1	T2	T3	T4	Speed
1	2'06.002	32.144	18.128	34.836	34.789	184.8
2	1'52.159	27.917	17.114	32.506	34.622	191.1
3	1'59.413	27.967	18.144	35.916	37.386	178.1
4	2'03.196	27.433	17.402	35.115	43.246	188.4
5	1'52.585	27.559	16.981	33.301	34.744	195.1
6	1'53.608	28.457	17.164	33.006	34.981	194.5
7	1'52.504	27.616	17.387	32.788	34.713	191.4
8	1'52.359	27.334	17.486	32.816	34.723	189.4
9	1'51.494	27.260	17.162	32.729	34.343	191.4
10	1'53.318	27.438	17.891	33.501	34.488	183.0
11	1'51.721	27.225	16.967	32.886	34.643	194.5
12	1'56.507	27.419	17.185	36.151	35.752	191.2
13	1'53.843	27.390	17.167	33.820	35.466	190.3
14	1'51.586	27.286	17.182	32.848	34.270	190.9

18th 45 Clément ROUGÉ — Red Bull MotoGP Roo FRA

Runs=2 Total laps=13 Full laps=10

Lap	Lap Time	T1	T2	T3	T4	Speed
1	2'06.949	31.013	17.919	35.028	35.403	180.8
2	1'52.387	27.569	17.223	32.789	34.806	193.0
3	1'52.249	27.485	17.313	32.756	34.695	189.4
4	1'51.717	27.334	17.336	32.429	34.618	189.6
5	1'51.787	27.284	17.270	32.521	34.712	189.8
6	1'51.855	27.391	17.273	32.655	34.536	189.9
7	1'52.031	27.245	17.331	32.751	34.704	189.7
8	1'50.857 P	28.609	17.898	34.027	30.323	184.3
9	2'06.467	34.907	18.610	35.627	37.323	168.2
10	1'55.256	27.829	17.421	35.240	34.766	186.7
11	1'52.114	27.400	17.201	32.707	34.806	191.9
12	1'52.374	27.378	17.435	32.807	34.754	190.2
13	1'52.330	27.401	17.521	32.713	34.695	190.8

19th 84 Zonta VAN DEN GO — Red Bull MotoGP Roo NED

Runs=1 Total laps=5 Full laps=3

Lap	Lap Time	T1	T2	T3	T4	Speed
1	2'13.837	33.204	17.338	34.752	39.054	193.0
2	1'53.285	27.993	17.380	33.012	34.900	190.8
3	1'52.426	27.615	17.185	32.548	35.078	193.1
4	1'56.234	27.816	19.356	34.161	34.901	162.7
	unfinished	27.218	17.002	32.872		195.7

20th 88 Artem MARAEV — Red Bull MotoGP Roo RUS

Runs=1 Total laps=14 Full laps=13

Lap	Lap Time	T1	T2	T3	T4	Speed
1	2'10.273	33.928	18.463	34.760	35.985	183.9
2	1'53.966	27.955	17.420	33.030	35.561	193.7
3	1'53.622	27.847	17.484	32.951	35.340	188.1
4	1'53.387	27.743	17.459	32.913	35.272	189.9
5	1'53.302	27.669	17.361	33.004	35.268	188.7
6	1'52.860	27.668	17.394	32.778	35.020	188.9
7	1'56.054	29.887	17.839	32.978	35.350	186.3
8	1'53.282	28.074	17.250	32.808	35.150	189.6
9	1'54.458	27.468	17.370	33.051	36.569	190.4
10	1'53.818	27.738	17.469	33.153	35.458	188.1
11	1'54.487	27.833	17.299	33.150	36.205	193.1
12	1'53.034	27.658	17.323	32.959	35.094	190.8
13	1'52.698	27.655	17.254	32.818	34.971	190.4
14	1'52.956	27.489	17.370	32.918	35.179	188.8

21st 48 Gabin PLANQUES — Red Bull MotoGP Roo FRA

Runs=1 Total laps=13 Full laps=9

Lap	Lap Time	T1	T2	T3	T4	Speed
1	2'09.983	32.512	17.856	34.284	35.943	193.2
2	1'54.505	28.020	17.611	33.339	35.535	189.8
3	1'53.657	27.805	17.390	33.156	35.306	191.0
4	1'53.563 *	27.719	17.340	33.166	35.338*	194.4
5	1'55.948 *	28.928	18.501	33.300	35.219*	182.7
6	1'54.719	28.019	17.352	33.787	35.561	196.2
7	1'52.784	27.779	17.206	32.847	34.952	195.0
8	1'53.608 *	27.96*	17.327	33.223	35.095*	192.9
9	1'53.439	27.632	17.294	33.247	35.266	193.3
10	1'55.658	28.293	17.771	34.430	35.164	189.7
11	1'59.877	29.327	19.068	35.817	35.665	168.2

Fastest Lap:	Yuki KUNII	Red Bull MotoGP Roo	JPN	1'49.385	26.809	16.804	31.899	33.873

DORNA DATA PROCESSING TIMING SERVICE DORNA DATA PROCESSING TIMING SERVICE DORNA DATA PROCESSING TIMING SERVICE DORNA DATA PROCESSING TIMING SERVICE DORNA DATA PROCESSING TIMING SERVICE DORNA DATA PROCESSING TIMING SERVICE DORNA DATA PROCESSING TIMING SERVICE DORNA DATA PROCCEESSS

Lap	Lap Time	T1	T2	T3	T4	Speed	Lap	Lap Time	T1	T2	T3	T4	Speed
12	**1'53.633**	27.847	17.409	33.081	35.296	191.6							
13	**2'02.105**	30.889	17.863	37.112	36.241	188.4							

22nd 55 Noah DETTWILER — Red Bull MotoGP Roo SWI

Runs=1 Total laps=14 Full laps=13

1	2'10.649	34.503	18.118	34.974	35.986	190.8
2	**1'55.023**	28.293	17.599	33.423	35.708	191.5
3	**1'53.702**	27.834	17.476	33.293	35.099	190.7
4	**1'53.969**	27.927	17.524	33.219	35.299	189.4
5	**1'53.843**	27.804	17.337	33.452	35.250	191.8
6	**1'54.416**	28.155	17.467	33.312	35.482	190.6
7	**1'53.458**	27.857	17.310	33.221	35.070	193.8
8	**1'52.879**	27.626	17.346	32.977	34.930	192.5
9	**1'53.379**	27.512	17.234	32.918	35.715	193.2
10	**1'53.385**	27.714	17.454	32.952	35.265	194.0
11	**1'53.222**	28.007	17.379	32.917	34.919	190.5
12	**1'52.857**	27.596	17.270	32.906	35.085	194.2
13	**1'53.384**	27.875	17.516	32.947	35.046	189.9
14	**1'53.084**	27.748	17.334	32.960	35.042	190.4

23rd 6 Phillip TONN — Red Bull MotoGP Roo GER

Runs=2 Total laps=12 Full laps=9

1	2'14.748	33.646	18.723	34.815	36.197	183.4
2	**1'55.723**	28.176	17.849	33.715	35.983	183.4
3	**1'55.063**	28.140	17.709	33.618	35.596	183.0
4	**1'53.891**	27.879	17.632	33.101	35.279	186.9
5	**1'53.828**	27.911	17.639	33.147	35.131	188.3
6	**1'53.611**	28.125	17.347	32.970	35.169	189.4
7	**1'53.324**	27.611	17.507	33.091	35.115	186.1
8	1'50.735 P	28.784	17.923	33.952	30.076	186.4
9	2'01.621	35.209	17.638	33.355	35.419	189.4
10	**1'54.147**	27.860	17.488	33.352	35.447	189.1
11	**1'53.911**	27.786	17.495	33.238	35.392	187.2
12	**1'53.811**	27.803	17.574	33.414	35.020	185.8

24th 70 Tyler SCOTT — Red Bull MotoGP Roo USA

Runs=1 Total laps=13 Full laps=11

1	2'19.212	36.529	19.889	36.381	38.032	185.6
2	**2'01.491**	29.450	18.272	36.046	37.723	188.6
3	**2'01.008**	29.819	18.404	35.294	37.491	186.2
4	**2'00.291**	30.138	17.920	34.828	37.405	192.4
5	**2'00.755**	29.423	18.402	34.973	37.957	187.0
6	**2'00.759**	29.488	18.626	35.020	37.625	187.2
7	**1'59.322**	29.082	18.305	34.806	37.129	186.0
8	**1'59.178**	29.108	18.123	34.804	37.143	189.7
9	**1'59.018**	29.113	18.273	34.548	37.084	185.4
10	1'59.703 *	29.65!*	18.241	34.670	37.133	186.7
11	**1'58.162**	28.611	17.930	34.724	36.897	188.1
12	**1'58.247**	28.792	18.157	34.506	36.792	187.0
13	**1'57.479**	28.487	18.164	34.348	36.480	186.0

Fastest Lap:	Yuki KUNII	Red Bull MotoGP Roo	JPN	**1'49.385**	26.809	16.804	31.899	33.873

DORNA DATA PROCESSING ,TIMING SERVICE DORNA DATA PROCESSING TIMING SERVICE DORNA DATA PROCESSING TIMING SERVICE DORNA DATA PROCESSING TIMING SERVICE DORNA DATA PROCESSING TIMING SERVICE DORNA DATA PROCESSING TIMING SERVICE DORNA DATA PROCESSING TIMING SERVICE DORNA DATA PROCCEESSS

uito de Jerez - Angel N

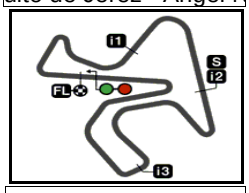

4423 m.

Results and timing service provided by TISSOT

Revised

RookiesCup

GRAN PREMIO RED BULL DE ESPAÑA

Official Starting Grid

Race : 16 laps = 70.768 km

1	**1** 1'49.385 **92 Yuki KUNII** KTM	**2** 1'49.529 **7 Barry BALTUS** KTM	**3** 1'49.674 **99 Carlos TATAY** KTM
2	**4** 1'49.940 **56 Haruki NOGUCHI** KTM	**5** 1'50.047 **50 Jason DUPASQUIER** KTM	**6** 1'50.122 **38 David SALVADOR** KTM
3	**7** 1'50.260 **5 Lorenzo FELLON** KTM	**8** 1'50.393 **30 Max COOK** KTM	**9** 1'50.456 **89 Marcos URIARTE** KTM
4	**10** 1'50.485 **28 Matteo BERTELLE** KTM	**11** 1'50.698 **44 Nicolas HERNANDEZ** KTM	**12** 1'50.824 **34 Mario AJI** KTM
5	**13** 1'51.201 **29 Billy VAN EERDE** KTM	**14** 1'51.418 **62 Aidan LIEBENBERG** KTM	**15** 1'51.494 **11 Alex ESCRIG** KTM
6	**16** 1'51.717 **45 Clément ROUGÉ** KTM	**17** 1'52.426 **84 Zonta VAN DEN GOORBERGH** KTM	**18** 1'52.698 **88 Artem MARAEV** KTM
7	**19** 1'52.784 **48 Gabin PLANQUES** KTM	**20** 1'52.857 **55 Noah DETTWILER** KTM	**21** 1'53.324 **6 Phillip TONN** KTM
8	**22** 1'57.479 **70 Tyler SCOTT** KTM		

The results are provisional until the end of the limit for protest and appeals and until the ratification of the Event Management Committee.

Time limit for protest expires 60' at the latest after publication of the results - . ..... Time: .....

DORNA DATA PROCESSING TIMING SERVICE DORNA DATA PROCESSING TIMING SERVICE DORNA DATA PROCESSING TIMING SERVICE DORNA DATA PROCESSING TIMING SERVICE DORNA DATA PROCESSING TIMING SERVICE DORNA DATA PROCESSING TIMING SERVICE DORNA DATA PROCESSING TIMING SERVICE DORNA DATA PROCCEESSS

Jerez de la Frontera, Friday, May 03, 2019

uito de Jerez - Angel N

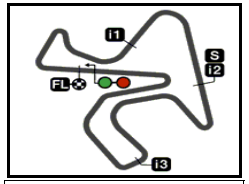

4423 m.

Results and timing service provided by TISSOT

RookiesCup

GRAN PREMIO RED BULL DE ESPAÑA

Qualifying Practice

Best Partial Times

IT *Ideal Lap Time, sum of the best partial times* ***BT*** *Best Lap Time*

T1			T2			T3			T4		
Pos	Rider	Time	Rider	Time		Rider	Time		Rider	Time	
1	B.BALTUS	26.736	J.DUPASQUIER	16.664		Y.KUNII	31.665		Y.KUNII	33.666	
2	**Y.KUNII**	**26.809**	**H.NOGUCHI**	**16.669**		**B.BALTUS**	**31.751**		**B.BALTUS**	**33.699**	
3	H.NOGUCHI	26.842	B.BALTUS	16.716		C.TATAY	31.785		D.SALVADOR	33.866	
4	**C.TATAY**	**26.866**	**A.HUERTAS**	**16.731**		**D.SALVADOR**	**31.906**		**A.HUERTAS**	**33.921**	
5	A.HUERTAS	26.945	M.URIARTE	16.752		A.HUERTAS	31.916		P.ACOSTA	33.965	
6	**L.FELLON**	**26.957**	**D.SALVADOR**	**16.767**		**L.FELLON**	**32.023**		**C.TATAY**	**33.998**	
7	M.URIARTE	26.976	P.ACOSTA	16.801		M.COOK	32.047		J.DUPASQUIER	34.006	
8	**M.BERTELLE**	**26.989**	**Y.KUNII**	**16.804**		**M.BERTELLE**	**32.079**		**H.NOGUCHI**	**34.030**	
9	D.SALVADOR	26.999	C.TATAY	16.823		H.NOGUCHI	32.109		A.ESCRIG	34.270	
10	**M.COOK**	**27.026**	**L.FELLON**	**16.841**		**N.HERNANDEZ**	**32.127**		**L.FELLON**	**34.272**	
11	J.DUPASQUIER	27.042	N.HERNANDEZ	16.843		J.DUPASQUIER	32.142		M.AJI	34.306	
12	**M.AJI**	**27.092**	**M.BERTELLE**	**16.846**		**M.URIARTE**	**32.146**		**B.VAN EERDE**	**34.310**	
13	P.ACOSTA	27.110	M.COOK	16.901		M.AJI	32.231		M.URIARTE	34.337	
14	**B.VAN EERDE**	**27.127**	**B.VAN EERDE**	**16.926**		**P.ACOSTA**	**32.243**		**M.COOK**	**34.338**	
15	A.LIEBENBERG	27.171	M.AJI	16.945		B.VAN EERDE	32.337		M.BERTELLE	34.347	
16	**N.HERNANDEZ**	**27.177**	**A.ESCRIG**	**16.967**		**C.ROUGÉ**	**32.429**		**N.HERNANDEZ**	**34.371**	
17	Z.VAN DEN GOO	27.218	Z.VAN DEN GOO	17.002		A.LIEBENBERG	32.488		C.ROUGÉ	34.536	
18	**A.ESCRIG**	**27.225**	**A.LIEBENBERG**	**17.128**		**A.ESCRIG**	**32.506**		**A.LIEBENBERG**	**34.631**	
19	C.ROUGÉ	27.245	C.ROUGÉ	17.201		Z.VAN DEN GOO	32.548		Z.VAN DEN GOO	34.900	
20	**A.MARAEV**	**27.468**	**G.PLANQUES**	**17.206**		**A.MARAEV**	**32.778**		**N.DETTWILER**	**34.919**	
21	N.DETTWILER	27.512	N.DETTWILER	17.234		G.PLANQUES	32.847		G.PLANQUES	34.952	
22	**P.TONN**	**27.611**	**A.MARAEV**	**17.250**		**N.DETTWILER**	**32.906**		**A.MARAEV**	**34.971**	
23	G.PLANQUES	27.632	P.TONN	17.347		P.TONN	32.970		P.TONN	35.020	
24	**T.SCOTT**	**28.487**	**T.SCOTT**	**17.920**		**T.SCOTT**	**34.348**		**T.SCOTT**	**36.480**	

Pos	Rider	IT	BT	
1	**B.BALTUS**	1'48.902	1'49.529	(2)
2	**Y.KUNII**	1'48.944	1'49.385	(1)
3	**C.TATAY**	1'49.472	1'49.674	(3)
4	**A.HUERTAS**	1'49.513	1'50.023	(5)
5	**D.SALVADOR**	1'49.538	1'50.122	(7)
6	**H.NOGUCHI**	1'49.650	1'49.940	(4)
7	**J.DUPASQUIE**	1'49.854	1'50.047	(6)
8	**L.FELLON**	1'50.093	1'50.260	(8)
9	**P.ACOSTA**	1'50.119	1'50.609	(12)
10	**M.URIARTE**	1'50.211	1'50.456	(10)
11	**M.BERTELLE**	1'50.261	1'50.485	(11)
12	**M.COOK**	1'50.312	1'50.393	(9)
13	**N.HERNANDE**	1'50.518	1'50.698	(13)
14	**M.AJI**	1'50.574	1'50.824	(14)
15	**B.VAN EERDE**	1'50.700	1'51.201	(15)
16	**A.ESCRIG**	1'50.968	1'51.494	(17)
17	**C.ROUGÉ**	1'51.411	1'51.717	(18)
18	**A.LIEBENBER**	1'51.418	1'51.418	(16)
19	**Z.VAN DEN G**	1'51.668	1'52.426	(19)
20	**A.MARAEV**	1'52.467	1'52.698	(20)
21	**N.DETTWILER**	1'52.571	1'52.857	(22)
22	**G.PLANQUES**	1'52.637	1'52.784	(21)
23	**P.TONN**	1'52.948	1'53.324	(23)
24	**T.SCOTT**	1'57.235		(-1)

DORNA DATA PROCESSING .TIMING SERVICE DORNA DATA PROCESSING TIMING SERVICE DORNA DATA PROCESSING TIMING SERVICE DORNA DATA PROCESSING TIMING SERVICE DORNA DATA PROCESSING TIMING SERVICE DORNA DATA PROCESSING TIMING SERVICE DORNA DATA PROCESSING TIMING SERVICE DORNA DATA PROCCESSS

uito de Jerez - Angel N

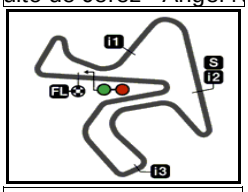

4423 m.

Results and timing service provided by TISSOT

RookiesCup

GRAN PREMIO RED BULL DE ESPAÑA

Qualifying Practice

Fastest Laps Sequence

Practice Time		Rider	Nation	Motorcycle	Time	Km/h	Rider's Lap
3'57.893	34	**Mario AJI**	INA	KTM	**1'51.996**	142.1	2
4'12.756	99	**Carlos TATAY**	SPA	KTM	**1'50.602**	143.9	2
4'12.816	66	**Adrian HUERTAS**	SPA	KTM	**1'50.023**	144.7	2
4'32.057	7	**Barry BALTUS**	BEL	KTM	**1'49.529**	145.3	2
10'01.574	92	**Yuki KUNII**	JPN	KTM	**1'49.385**	145.5	5

DORNA DATA PROCESSING ,TIMING SERVICE DORNA DATA PROCESSING TIMING SERVICE DORNA DATA PROCESSING TIMING SERVICE DORNA DATA PROCESSING TIMING SERVICE DORNA DATA PROCESSING TIMING SERVICE DORNA DATA PROCESSING TIMING SERVICE DORNA DATA PROCESSING TIMING SERVICE DORNA DATA PROCCEESSS

Jerez de la Frontera, Friday, May 03, 2019