uito de Jerez - Angel N

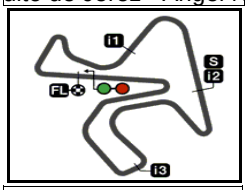

4423 m.

Results and timing service provided by TISSOT

RookiesCup

GRAN PREMIO RED BULL DE ESPAÑA

Free Practice Nr. 1

Classification

3

		Rider	Nation	Team	Motorcycle	Time	Lap	Total	Gap		Top Speed
1	7	**Barry BALTUS**	BEL	Red Bull MotoGP Rookies Cup	KTM	**1'50.562**	7	16			**199.4**
2	37	**Pedro ACOSTA**	SPA	Red Bull MotoGP Rookies Cup	KTM	**1'50.690**	10	15	0.128	0.128	**198.8**
3	99	**Carlos TATAY**	SPA	Red Bull MotoGP Rookies Cup	KTM	**1'50.768**	11	16	0.206	0.078	**197.9**
4	50	**Jason DUPASQUIER**	SWI	Red Bull MotoGP Rookies Cup	KTM	**1'50.769**	11	15	0.207	0.001	**198.7**
5	66	**Adrian HUERTAS**	SPA	Red Bull MotoGP Rookies Cup	KTM	**1'50.908**	15	15	0.346	0.139	**198.6**
6	92	**Yuki KUNII**	JPN	Red Bull MotoGP Rookies Cup	KTM	**1'50.993**	11	16	0.431	0.085	**198.5**
7	38	**David SALVADOR**	SPA	Red Bull MotoGP Rookies Cup	KTM	**1'51.655**	6	15	1.093	0.662	**200.1**
8	28	**Matteo BERTELLE**	ITA	Red Bull MotoGP Rookies Cup	KTM	**1'51.656**	4	13	1.094	0.001	**197.4**
9	5	**Lorenzo FELLON**	FRA	Red Bull MotoGP Rookies Cup	KTM	**1'52.028**	15	15	1.466	0.372	**199.1**
10	30	**Max COOK**	GBR	Red Bull MotoGP Rookies Cup	KTM	**1'52.091**	8	15	1.529	0.063	**197.8**
11	56	**Haruki NOGUCHI**	JPN	Red Bull MotoGP Rookies Cup	KTM	**1'52.356**	7	16	1.794	0.265	**199.0**
12	34	**Mario AJI**	INA	Red Bull MotoGP Rookies Cup	KTM	**1'52.541**	6	16	1.979	0.185	**199.6**
13	11	**Alex ESCRIG**	SPA	Red Bull MotoGP Rookies Cup	KTM	**1'53.034**	7	15	2.472	0.493	**200.2**
14	44	**Nicolas HERNANDEZ**	COL	Red Bull MotoGP Rookies Cup	KTM	**1'53.055**	4	15	2.493	0.021	**199.6**
15	89	**Marcos URIARTE**	SPA	Red Bull MotoGP Rookies Cup	KTM	**1'53.123**	12	15	2.561	0.068	**199.7**
16	88	**Artem MARAEV**	RUS	Red Bull MotoGP Rookies Cup	KTM	**1'53.251**	9	16	2.689	0.128	**198.4**
17	84	**Zonta VAN DEN GOORBE**	NED	Red Bull MotoGP Rookies Cup	KTM	**1'53.415**	14	16	2.853	0.164	**199.1**
18	29	**Billy VAN EERDE**	AUS	Red Bull MotoGP Rookies Cup	KTM	**1'53.567**	13	15	3.005	0.152	**198.5**
19	62	**Aidan LIEBENBERG**	RSA	Red Bull MotoGP Rookies Cup	KTM	**1'53.585**	9	16	3.023	0.018	**191.4**
20	55	**Noah DETTWILER**	SWI	Red Bull MotoGP Rookies Cup	KTM	**1'54.245**	16	16	3.683	0.660	**196.7**
21	45	**Clément ROUGÉ**	FRA	Red Bull MotoGP Rookies Cup	KTM	**1'54.331**	15	15	3.769	0.086	**198.7**
22	48	**Gabin PLANQUES**	FRA	Red Bull MotoGP Rookies Cup	KTM	**1'55.314**	9	15	4.752	0.983	**198.8**
23	6	**Phillip TONN**	GER	Red Bull MotoGP Rookies Cup	KTM	**1'55.361**	15	15	4.799	0.047	**195.6**
Not qualified (Out 107%)						**1'58.301**					
	70	**Tyler SCOTT**	USA	Red Bull MotoGP Rookies Cup	KTM	**2'01.467**	13	14	10.905	6.106	**192.1**
Not classified											
	74	**Daijiro SAKO**	JPN	Red Bull MotoGP Rookies Cup	KTM						

Practice condition: **Dry**
Air: 22°
Humidity: 42%
Ground: 38°

Fastest Lap:	Lap: 7	**Barry BALTUS**	**1'50.562**	144 Km/h
Best Race Lap:	2018	**Deniz ÖNCÜ**	**1'49.357**	145.6 Km/h
All Time Lap Record:	2018	**Carlos TATAY**	**1'49.009**	146.0 Km/h

The results are provisional until the end of the limit for protest and appeals.

Time limit for protest expires 30' after publication of the results - ..... Time: .....

DORNA DATA PROCESSING .TIMING SERVICE DORNA DATA PROCESSING TIMING SERVICE DORNA DATA PROCESSING TIMING SERVICE DORNA DATA PROCESSING TIMING SERVICE DORNA DATA PROCESSING TIMING SERVICE DORNA DATA PROCESSING TIMING SERVICE DORNA DATA PROCESSING TIMING SERVICE DORNA DATA PROCCEESSS

Jerez de la Frontera, Friday, May 03, 2019

uito de Jerez - Angel N

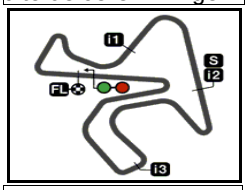

4423 m.

Results and timing service provided by TISSOT

RookiesCup

GRAN PREMIO RED BULL DE ESPAÑA

Free Practice Nr. 1

Top Speed & Average

4

	Rider	Nation	Motorcycle	Top 5 speeds					Average	Top
11	**Alex ESCRIG**	**SPA**	KTM	200.2	198.5	195.8	194.8	194.5	196.8	**200.2**
38	**David SALVADOR**	**SPA**	KTM	200.1	199.4	198.8	198.3	197.5	198.8	**200.1**
89	**Marcos URIARTE**	**SPA**	KTM	199.7	198.2	197.5	197.5	197.5	198.1	**199.7**
34	**Mario AJI**	**INA**	KTM	199.6	199.0	198.3	195.2	195.1	197.4	**199.6**
44	**Nicolas HERNANDEZ**	**COL**	KTM	199.6	195.7	194.3	194.2	194.0	195.6	**199.6**
7	**Barry BALTUS**	**BEL**	KTM	199.4	197.2	195.4	194.9	194.8	196.3	**199.4**
5	**Lorenzo FELLON**	**FRA**	KTM	199.1	198.6	198.5	197.6	197.4	198.2	**199.1**
84	**Zonta VAN DEN GOORBERGH**	**NED**	KTM	199.1	197.5	197.4	197.2	197.0	197.6	**199.1**
56	**Haruki NOGUCHI**	**JPN**	KTM	199.0	198.6	196.7	196.4	196.2	197.2	**199.0**
37	**Pedro ACOSTA**	**SPA**	KTM	198.8	198.7	198.4	198.3	197.3	198.3	**198.8**
48	**Gabin PLANQUES**	**FRA**	KTM	198.8	196.0	195.2	195.0	194.2	195.8	**198.8**
50	**Jason DUPASQUIER**	**SWI**	KTM	198.7	198.6	198.3	197.7	197.6	198.2	**198.7**
45	**Clément ROUGÉ**	**FRA**	KTM	198.7	198.6	196.9	196.4	196.3	197.2	**198.7**
66	**Adrian HUERTAS**	**SPA**	KTM	198.6	197.1	196.5	196.2	195.5	196.8	**198.6**
92	**Yuki KUNII**	**JPN**	KTM	198.5	197.5	196.6	195.5	195.5	196.7	**198.5**
29	**Billy VAN EERDE**	**AUS**	KTM	198.5	198.4	198.2	197.6	196.9	197.9	**198.5**
88	**Artem MARAEV**	**RUS**	KTM	198.4	197.9	196.6	195.1	194.9	196.6	**198.4**
99	**Carlos TATAY**	**SPA**	KTM	197.9	197.4	197.0	196.2	195.8	196.9	**197.9**
30	**Max COOK**	**GBR**	KTM	197.8	196.8	195.7	194.6	194.4	195.9	**197.8**
28	**Matteo BERTELLE**	**ITA**	KTM	197.4	196.7	196.5	195.6	195.5	196.3	**197.4**
55	**Noah DETTWILER**	**SWI**	KTM	196.7	195.9	195.5	195.5	195.4	195.8	**196.7**
6	**Phillip TONN**	**GER**	KTM	195.6	193.4	191.7	191.2	191.2	192.6	**195.6**
70	**Tyler SCOTT**	**USA**	KTM	192.1	191.7	191.1	190.7	190.3	191.2	**192.1**
62	**Aidan LIEBENBERG**	**RSA**	KTM	191.4	190.9	190.7	190.5	190.3	190.8	**191.4**

DORNA DATA PROCESSING ,TIMING SERVICE DORNA DATA PROCESSING TIMING SERVICE DORNA DATA PROCESSING TIMING SERVICE DORNA DATA PROCESSING TIMING SERVICE DORNA DATA PROCESSING TIMING SERVICE DORNA DATA PROCESSING TIMING SERVICE DORNA DATA PROCESSING TIMING SERVICE DORNA DATA PROCCEESSS

Jerez de la Frontera, Friday, May 03, 2019

uito de Jerez - Angel N

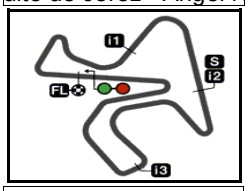

4423 m.

Results and timing service provided by TISSOT

RookiesCup

GRAN PREMIO RED BULL DE ESPAÑA

Free Practice Nr. 1

Chronological Analysis of Performances

5

** Lap / Sector time cancelled* — ***T1*** *Time from finish line to 1st intermediate* — ***T3*** *Time from 2nd intermed. to 3rd intermed.*

P *Crossing the finish line in pit lane* — ***T2*** *Time from 1st intermed. to 2nd intermed.* — ***T4*** *Time from 3rd intermediate to finish line*

1st 7 Barry BALTUS — Red Bull MotoGP Roo BEL

Runs=2 Total laps=16 Full laps=13

Lap	Lap Time	T1	T2	T3	T4	Speed
1	2'24.451	37.819	17.973	33.486	35.789	192.1
2	**1'52.884**	28.352	17.069	32.729	34.734	194.9
3	**1'51.050**	27.090	16.758	32.739	34.463	199.4
4	**1'50.752**	27.228	17.084	32.096	34.344	191.9
5	**1'50.746**	27.088	17.079	32.141	34.438	191.5
6	**1'51.234**	27.120	17.126	32.303	34.685	190.8
7	**1'50.562**	27.153	17.027	32.113	34.269	191.3
8	**1'50.714**	27.274	17.063	32.087	34.290	193.0
9	**1'50.585**	27.122	16.996	32.065	34.402	193.6
10	**1'51.026**	27.146	17.033	32.048	34.799	192.6
11	1'46.277 P	27.207	17.156	32.714	29.200	190.3
12	1'54.288	29.923	17.123	32.424	34.818	192.8
13	**1'51.089**	27.206	16.893	32.506	34.484	195.4
14	**1'50.565**	27.150	16.798	32.314	34.303	197.2
15	**1'50.785**	27.007	16.992	32.394	34.392	194.8
16	**1'50.891**	27.331	17.067	32.239	34.254	189.7

2nd 37 Pedro ACOSTA — Red Bull MotoGP Roo SPA

Runs=2 Total laps=15 Full laps=12

Lap	Lap Time	T1	T2	T3	T4	Speed
1	2'19.710	34.251	18.187	34.296	35.643	198.4
2	**1'52.308**	28.057	17.097	32.562	34.592	194.9
3	**1'52.797**	28.609	17.139	32.439	34.610	195.8
4	**1'50.860**	27.247	16.974	32.359	34.280	195.1
5	1'45.639 P	28.239	17.291	32.297	27.812	195.5
6	1'53.457	29.584	16.991	32.388	34.494	196.2
7	**1'51.009**	27.289	16.950	32.479	34.291	198.8
8	**1'51.384**	27.775	16.827	32.415	34.367	196.1
9	**1'50.785**	27.246	17.069	32.215	34.255	196.7
10	**1'50.690**	27.193	16.832	32.433	34.232	198.3
11	**1'51.315**	27.157	17.025	32.393	34.740	196.3
12	**1'51.308**	27.317	16.955	32.468	34.568	198.7
13	**1'50.964**	27.335	16.909	32.384	34.336	197.3
14	**1'51.239**	27.282	16.872	32.468	34.617	195.5
15	**1'58.054**	28.833	17.642	33.672	37.907	190.1

3rd 99 Carlos TATAY — Red Bull MotoGP Roo SPA

Runs=1 Total laps=16 Full laps=15

Lap	Lap Time	T1	T2	T3	T4	Speed
1	2'37.500	34.698	18.099	34.276	35.801	193.3
2	**1'52.939**	27.923	17.159	32.825	35.032	195.0
3	**1'52.632**	27.413	17.014	32.498	35.707	197.0
4	**1'52.018**	27.729	17.166	32.440	34.683	195.7
5	**1'52.307**	27.316	17.058	32.857	35.076	195.8
6	**1'51.186**	27.329	16.931	32.338	34.588	197.9
7	**1'51.347**	27.412	17.085	32.421	34.429	195.1
8	**1'53.277**	28.725	17.107	32.471	34.974	197.4
9	**1'51.224**	27.152	16.978	32.261	34.833	196.2
10	**1'51.398**	27.145	17.060	32.266	34.927	195.0
11	**1'50.768**	27.172	17.023	32.224	34.349	195.0
12	**1'52.911**	27.184	17.485	33.233	35.009	182.4
13	**1'51.288**	27.194	17.070	32.403	34.621	192.5
14	**1'50.777**	27.221	17.056	32.196	34.304	194.9
15	**1'53.863**	27.156	17.124	32.172	37.411	193.7
16	**1'51.239**	27.293	17.114	32.360	34.472	192.9

4th 50 Jason DUPASQUIE — Red Bull MotoGP Roo SWI

Runs=2 Total laps=15 Full laps=12

Lap	Lap Time	T1	T2	T3	T4	Speed
1	2'26.682	35.035	19.637	36.843	37.683	190.7
2	**1'55.396**	28.851	17.362	33.375	35.808	197.6
3	**1'52.702**	27.556	17.270	32.964	34.912	198.6
4	**1'52.031**	27.584	17.118	32.599	34.730	198.3
5	**1'55.679**	31.102	17.086	32.872	34.619	195.9
6	**1'51.767**	27.519	17.013	32.537	34.698	197.2
7	**1'55.291**	27.273	16.960	32.916	38.142	196.2
8	**1'54.211**	28.806	17.527	32.678	35.200	186.3
9	**1'50.866**	27.292	16.884	32.270	34.420	197.7
10	**1'51.410**	27.226	16.992	32.266	34.926	197.0
11	**1'50.769**	27.270	16.843	32.340	34.316	198.7
12	1'47.809 P	27.183	17.071	33.141	30.414	192.6
13	1'58.641	33.349	17.447	33.016	34.829	194.2
14	**1'52.014**	27.487	17.081	32.734	34.712	194.5
15	**1'55.217**	28.143	17.653	33.632	35.789	188.4

5th 66 Adrian HUERTAS — Red Bull MotoGP Roo SPA

Runs=3 Total laps=15 Full laps=10

Lap	Lap Time	T1	T2	T3	T4	Speed
1	2'21.279	33.421	18.040	34.242	38.684	193.9
2	**1'53.962**	28.066	17.343	33.045	35.508	196.5
3	**1'53.979**	28.690	17.217	33.267	34.805	194.2
4	1'50.447 P	27.595	17.245	36.144	29.463	190.0
5	1'56.153	30.758	17.326	32.945	35.124	192.3
6	**1'54.018**	28.580	17.250	33.236	34.952	192.5
7	**1'59.697**	28.802	17.735	34.573	38.587	179.8
8	**1'51.897**	27.457	16.979	32.434	35.027	198.6
9	**1'51.899**	27.374	17.175	32.658	34.692	196.2
10	**1'51.846**	27.427	17.225	32.444	34.750	193.8
11	1'46.560 P	27.355	17.114	32.423	29.668	197.1
12	1'53.656	29.390	17.157	32.413	34.696	195.1
13	**1'51.951**	27.461	17.018	32.585	34.887	195.5
14	**1'51.771**	27.599	17.136	32.350	34.686	195.2
15	**1'50.908**	27.246	16.975	32.190	34.497	195.2

Fastest Lap: Barry BALTUS — Red Bull MotoGP Roo BEL — **1'50.562** — 27.153 — 17.027 — 32.113 — 34.269

DORNA DATA PROCESSING -TIMING SERVICE DORNA DATA PROCESSING TIMING SERVICE DORNA DATA PROCESSING TIMING SERVICE DORNA DATA PROCESSING TIMING SERVICE DORNA DATA PROCESSING TIMING SERVICE DORNA DATA PROCESSING TIMING SERVICE DORNA DATA PROCESSING TIMING SERVICE DORNA DATA PROCCEESSS

Free Practice Nr. 1

RookiesCup

6th 92 Yuki KUNII — Red Bull MotoGP Roo JPN

Runs=2 Total laps=16 Full laps=13

Lap	Lap Time		T1	T2	T3	T4	Speed
1	2'33.014		35.245	17.583	33.899	35.764	191.1
2	**1'51.954**		27.597	17.045	32.272	35.040	195.5
3	**1'51.853**		27.599	16.964	32.718	34.572	196.6
4	**1'52.980**		28.093	16.986	32.521	35.380	198.5
5	**1'51.939**		27.747	17.050	32.494	34.648	193.1
6	**1'51.394**		27.569	17.023	32.420	34.382	193.6
7	**1'51.005**		27.166	16.980	32.440	34.419	195.5
8	1'47.085	P	27.695	16.978	33.008	29.404	197.5
9	1'56.645		31.107	17.392	33.309	34.837	192.0
10	**1'51.562**		27.361	17.077	32.386	34.738	194.1
11	**1'50.993**		27.174	16.993	32.310	34.516	192.9
12	**1'51.360**		27.284	16.929	32.411	34.736	193.7
13	**1'51.379**		27.364	17.091	32.388	34.536	194.9
14	**1'51.063**		27.143	17.003	32.393	34.524	192.8
15	**1'51.514**		27.246	17.123	32.445	34.700	191.3
16	**1'51.514**		27.422	17.149	32.312	34.631	191.1

7th 38 David SALVADOR — Red Bull MotoGP Roo SPA

Runs=2 Total laps=15 Full laps=12

Lap	Lap Time		T1	T2	T3	T4	Speed
1	2'26.305		36.516	18.175	33.511	37.134	192.4
2	**1'53.475**		28.259	17.279	32.822	35.115	197.5
3	**1'53.917**		28.463	16.958	33.034	35.462	198.8
4	**1'52.024**		27.400	17.315	32.518	34.791	192.9
5	**1'57.063**		32.046	17.218	33.064	34.735	193.5
6	**1'51.655**		27.291	17.084	32.513	34.767	200.1
7	**1'55.748**		27.137	16.997	33.250	38.364	198.3
8	**1'54.048**		27.586	17.242	32.784	36.436	193.2
9	1'46.721	P	27.288	17.022	32.682	29.729	199.4
10	1'58.670		32.364	17.441	32.702	36.163	191.7
11	**1'54.353**		27.672	17.472	34.094	35.115	192.0
12	**1'52.596**		27.471	17.299	32.773	35.053	192.7
13	**1'56.312**		29.123	18.077	33.390	35.722	175.7
14	**1'52.370**		27.357	17.204	32.767	35.042	195.7
15	**1'52.854**		27.523	17.377	33.157	34.797	190.1

8th 28 Matteo BERTELLE — Red Bull MotoGP Roo ITA

Runs=3 Total laps=14 Full laps=8

Lap	Lap Time		T1	T2	T3	T4	Speed
1	2'23.776		37.103	19.128	35.386	36.934	192.6
2	**1'54.973**		29.226	17.438	32.924	35.385	196.5
3	**1'52.886**		28.014	17.095	32.718	35.059	197.4
4	**1'51.656**		27.489	16.989	32.514	34.664	196.7
5	**1'52.602**		27.602	17.146	32.810	35.044	194.6
6	1'52.209	P	29.884	17.877	33.659	30.789	182.2
7	2'00.276		34.924	17.555	32.799	34.998	193.6
8	**1'52.330**		27.547	17.104	32.585	35.094	195.6
9	**1'52.974**		27.445	17.182	33.141	35.206	194.9
10	**1'51.979**		27.523	17.111	32.465	34.880	195.5
11	1'50.315	P	28.872	17.824	33.613	30.006	189.4
12	2'00.577		34.911	17.774	32.787	35.105	194.2
13	**1'52.165**		27.581	17.141	32.441	35.002	195.1
	PIT		29.046	17.808	33.714	29.577	184.6

9th 5 Lorenzo FELLON — Red Bull MotoGP Roo FRA

Runs=3 Total laps=15 Full laps=10

Lap	Lap Time		T1	T2	T3	T4	Speed
1	2'32.628		33.305	17.577	33.523	35.657	196.2
2	**1'53.539**		27.964	17.218	32.914	35.443	198.5
3	**1'53.115**		27.812	17.350	32.958	34.995	197.6
4	**1'53.165**		27.799	17.104	33.022	35.240	198.6
5	**1'53.936**		28.070	17.840	33.028	34.998	190.6
6	**1'52.539**		27.710	17.249	32.909	34.671	193.6
7	**1'52.332**		27.645	17.162	32.787	34.738	193.5
8	**1'52.665**		27.763	17.353	32.778	34.771	196.0
9	1'46.273	P	27.526	16.983	32.702	29.062	199.1
10	1'56.967		32.012	17.191	32.872	34.892	196.5
11	**1'52.761**		27.635	17.257	32.863	35.006	194.4
12	1'49.942	P	27.871	17.989	34.988	29.094	182.3
13	1'54.846		29.712	17.223	32.932	34.979	197.4
14	**1'53.025**		27.698	17.262	32.993	35.072	192.9
15	**1'52.028**		27.662	17.111	32.600	34.655	195.0

10th 30 Max COOK — Red Bull MotoGP Roo GBR

Runs=3 Total laps=15 Full laps=10

Lap	Lap Time		T1	T2	T3	T4	Speed
1	2'21.722		34.727	18.238	35.102	36.898	191.2
2	**1'54.180**		28.459	17.400	33.089	35.232	192.5
3	**1'53.662**		27.849	17.171	33.582	35.060	195.7
4	**1'52.802**		27.759	17.009	32.972	35.062	196.8
5	1'48.869	P	28.827	17.068	33.151	29.823	197.8
6	1'58.420		32.856	17.466	32.911	35.187	190.9
7	**1'52.983**		27.741	17.213	32.948	35.081	192.9
8	**1'52.091**		27.523	17.266	32.510	34.792	192.4
9	1'46.358	P	27.364	17.184	32.888	28.922	194.6
10	1'59.530		33.849	17.203	32.681	35.797	194.4
11	**1'53.109**		27.861	17.366	32.809	35.073	194.2
12	**1'53.314**		28.012	17.331	32.782	35.189	192.8
13	**1'56.223**		29.088	18.051	33.708	35.376	183.2
14	**1'53.164**		27.631	17.414	33.145	34.974	191.7
15	**1'52.501**		27.579	17.165	32.876	34.881	191.7

11th 56 Haruki NOGUCHI — Red Bull MotoGP Roo JPN

Runs=1 Total laps=16 Full laps=15

Lap	Lap Time		T1	T2	T3	T4	Speed
1	2'21.779		33.965	18.357	36.046	37.083	191.3
2	**1'55.627**		28.603	17.420	33.822	35.782	194.9
3	**1'53.328**		27.769	17.213	33.169	35.177	196.7
4	**1'52.684**		27.574	17.109	32.984	35.017	196.2
5	**1'52.743**		27.617	17.093	33.145	34.888	198.6
6	**1'55.548**		30.023	17.284	33.088	35.153	194.3
7	**1'52.356**		27.470	17.002	32.933	34.951	199.0
8	**1'52.549**		27.664	17.015	32.838	35.032	196.2
9	**1'52.650**		27.416	17.081	33.093	35.060	195.0
10	**1'54.444**		29.227	17.355	32.783	35.079	193.5
11	**1'52.488**		27.617	17.105	32.839	34.927	195.0
12	**1'55.630**		30.230	17.420	32.963	35.017	190.7
13	**1'52.576**		27.607	17.150	32.791	35.028	195.0
14	**1'52.575**		27.451	17.057	33.055	35.012	196.4
15	**1'52.418**		27.541	17.117	32.733	35.027	195.0
16	**1'52.517**		27.590	17.224	32.828	34.875	192.6

12th 34 Mario AJI — Red Bull MotoGP Roo INA

Runs=1 Total laps=16 Full laps=15

Lap	Lap Time		T1	T2	T3	T4	Speed
1	2'23.804		35.496	18.340	35.623	37.452	192.6

Fastest Lap: Barry BALTUS Red Bull MotoGP Roo BEL **1'50.562** 27.153 17.027 32.113 34.269

DORNA DATA PROCESSING -TIMING SERVICE DORNA DATA PROCESSING TIMING SERVICE DORNA DATA PROCESSING TIMING SERVICE DORNA DATA PROCESSING TIMING SERVICE DORNA DATA PROCESSING TIMING SERVICE DORNA DATA PROCESSING TIMING SERVICE DORNA DATA PROCESSING TIMING SERVICE DORNA DATA PROCCEESSS

Free Practice Nr. 1

RookiesCup

Lap	Lap Time	T1	T2	T3	T4	Speed
2	**1'56.123**	29.087	17.746	33.606	35.684	188.4
3	**1'54.854**	27.934	17.323	33.912	35.685	195.1
4	**1'53.203**	27.809	16.969	33.061	35.364	198.3
5	**1'54.291**	28.150	17.839	33.293	35.009	186.0
6	**1'52.541**	27.671	17.117	32.862	34.891	199.0
7	**1'54.579**	27.662	17.193	33.228	36.496	193.7
8	**1'54.371**	28.316	17.334	33.376	35.345	193.2
9	**1'53.056**	27.974	16.992	32.895	35.195	199.6
10	**1'54.618**	27.977	17.505	33.361	35.775	190.9
11	**1'53.363**	27.712	17.175	32.989	35.487	194.4
12	**1'53.935**	27.928	17.303	33.223	35.481	190.7
13	**1'57.474**	28.152	17.693	33.869	37.760	187.9
14	**1'53.059**	27.793	17.111	32.979	35.176	195.2
15	**1'54.666**	28.127	17.427	33.556	35.556	192.3
16	**1'54.985**	27.781	17.789	33.633	35.782	189.9

13th 11 Alex ESCRIG — Red Bull MotoGP Roo SPA

Runs=2 Total laps=15 Full laps=12

Lap	Lap Time	T1	T2	T3	T4	Speed
1	2'27.204	39.603	18.772	35.032	36.039	193.3
2	**1'56.078**	28.778	17.751	34.067	35.482	200.2
3	**1'53.383**	27.828	17.558	32.887	35.110	192.9
4	**1'55.922**	29.005	17.327	33.845	35.745	198.5
5	**1'55.364**	28.526	17.252	34.017	35.569	195.8
6	**1'53.578**	27.801	17.284	32.929	35.564	190.4
7	**1'53.034**	27.661	17.410	32.734	35.229	193.3
8	**1'53.067**	27.698	17.197	32.991	35.181	194.5
9	**1'53.124**	27.522	17.184	32.929	35.489	194.8
10	**1'53.187**	27.693	17.288	32.900	35.306	194.3
11	1'59.468 P	30.420	18.752	38.470	31.826	177.4
12	2'10.625	38.415	18.415	37.116	36.679	182.9
13	**1'53.532**	27.923	17.168	33.116	35.325	193.4
14	**1'53.684**	28.094	17.395	32.982	35.213	192.9
15	**1'56.530**	28.594	17.616	34.518	35.802	188.8

14th 44 Nicolas HERNANDE — Red Bull MotoGP Roo COL

Runs=2 Total laps=15 Full laps=12

Lap	Lap Time	T1	T2	T3	T4	Speed
1	2'20.558	35.863	18.472	35.213	36.380	192.0
2	**1'54.991**	28.621	17.466	33.475	35.429	193.6
3	**1'53.828**	27.897	17.283	33.389	35.259	193.3
4	**1'53.055**	27.740	17.077	32.947	35.291	195.7
5	**1'53.817**	27.884	17.353	33.462	35.118	192.1
6	**1'53.456**	27.847	17.127	32.945	35.537	193.9
7	**1'53.438**	27.627	17.173	33.219	35.419	193.7
8	1'49.262 P	28.924	16.865	33.378	30.095	199.6
9	1'57.505	30.943	17.557	33.394	35.611	192.2
10	**1'53.749**	27.666	17.392	33.121	35.570	194.3
11	**1'53.059**	27.817	17.159	32.887	35.196	194.0
12	**1'53.089**	27.621	17.313	32.942	35.213	191.4
13	**1'53.409**	27.740	17.292	32.986	35.391	194.2
14	**1'53.599**	27.711	17.220	33.363	35.305	193.5
15	**1'53.660**	27.753	17.371	33.130	35.406	191.5

15th 89 Marcos URIARTE — Red Bull MotoGP Roo SPA

Runs=2 Total laps=15 Full laps=12

Lap	Lap Time	T1	T2	T3	T4	Speed
1	2'24.206	36.993	18.585	36.570	38.014	193.2
2	**1'56.954**	29.153	17.605	34.008	36.188	196.7
3	**1'55.444**	28.240	17.508	33.971	35.725	195.0
4	**1'55.446**	28.008	17.244	33.958	36.236	198.2
5	**1'55.726**	28.413	17.622	33.754	35.937	192.3
6	**1'56.250**	29.758	17.475	33.338	35.679	195.3
7	**1'54.097**	27.989	17.334	33.279	35.495	199.7
8	1'51.926 P	29.614	17.349	34.130	30.833	197.5
9	2'07.325	40.528	17.674	33.261	35.862	194.2
10	**1'54.161**	28.078	17.475	33.106	35.502	193.8
11	**1'53.565**	27.671	17.321	33.116	35.457	195.1
12	**1'53.123**	27.518	17.188	33.054	35.363	197.5
13	**1'53.420**	27.569	17.232	33.220	35.399	197.5
14	**1'56.609**	27.808	17.309	35.717	35.775	193.4
15	**1'54.166**	27.795	17.427	33.343	35.601	193.5

16th 88 Artem MARAEV — Red Bull MotoGP Roo RUS

Runs=1 Total laps=16 Full laps=15

Lap	Lap Time	T1	T2	T3	T4	Speed
1	2'24.261	37.101	18.767	36.101	37.680	193.0
2	**1'57.008**	29.161	17.621	34.095	36.131	197.9
3	**1'54.917**	28.208	17.539	33.626	35.544	196.6
4	**1'54.886**	28.007	17.453	33.610	35.816	192.9
5	**1'59.824**	32.996	17.604	33.572	35.652	191.7
6	**1'54.245**	28.034	17.360	33.291	35.560	193.8
7	**1'53.290**	27.800	17.225	33.135	35.130	194.9
8	**1'53.616**	28.083	17.359	32.989	35.185	193.2
9	**1'53.251**	27.738	17.384	32.852	35.277	192.1
10	**1'53.878**	27.728	17.475	33.328	35.347	191.4
11	**1'53.781**	27.885	17.391	33.253	35.252	192.5
12	**1'54.925**	27.853	17.407	34.396	35.269	191.1
13	**1'55.190**	28.000	17.278	33.780	36.132	198.4
14	**1'54.713**	28.478	17.513	33.425	35.297	195.1
15	**1'53.894**	27.826	17.463	33.169	35.436	189.7
16	**1'59.192**	31.949	17.751	33.693	35.799	189.4

17th 84 Zonta VAN DEN GO — Red Bull MotoGP Roo NED

Runs=1 Total laps=16 Full laps=15

Lap	Lap Time	T1	T2	T3	T4	Speed
1	2'29.301	38.893	19.229	36.154	37.170	194.2
2	**1'57.007**	29.252	17.623	34.196	35.936	197.2
3	**1'56.417**	28.271	17.520	34.790	35.836	199.1
4	**1'55.143**	28.385	17.422	33.647	35.689	196.0
5	**1'54.668**	28.035	17.423	33.516	35.694	195.3
6	**1'54.503**	28.011	17.419	33.247	35.826	196.2
7	**1'54.486**	27.927	17.393	33.380	35.786	197.4
8	**1'58.490**	31.758	17.358	33.533	35.841	197.5
9	**1'54.262**	28.234	17.292	33.140	35.596	196.2
10	**1'53.806**	27.844	17.371	33.082	35.509	195.4
11	**1'53.829**	27.947	17.402	33.034	35.446	194.9
12	**1'53.969**	27.821	17.261	33.305	35.582	194.5
13	**1'53.618**	27.783	17.239	33.164	35.432	197.0
14	**1'53.415**	27.678	17.344	33.148	35.245	196.3
15	**1'58.474**	27.672	17.506	37.586	35.710	192.0
16	**1'54.312**	28.004	17.498	33.147	35.663	194.3

18th 29 Billy VAN EERDE — Red Bull MotoGP Roo AUS

Runs=2 Total laps=15 Full laps=12

Lap	Lap Time	T1	T2	T3	T4	Speed
1	2'21.441	36.514	18.625	36.212	36.969	191.1
2	**1'57.350**	29.447	17.461	34.577	35.865	197.6

Fastest Lap: Barry BALTUS Red Bull MotoGP Roo BEL **1'50.562** 27.153 17.027 32.113 34.269

DORNA DATA PROCESSING -TIMING SERVICE DORNA DATA PROCESSING TIMING SERVICE DORNA DATA PROCESSING TIMING SERVICE DORNA DATA PROCESSING TIMING SERVICE DORNA DATA PROCESSING TIMING SERVICE DORNA DATA PROCESSING TIMING SERVICE DORNA DATA PROCESSING TIMING SERVICE DORNA DATA PROCCEESSS

Free Practice Nr. 1

RookiesCup

Lap	Lap Time	T1	T2	T3	T4	Speed
3	**1'55.764**	28.583	17.427	34.105	35.649	198.5
4	**1'57.625**	30.946	17.304	33.839	35.536	198.2
5	**1'55.960**	28.411	17.587	33.911	36.051	195.0
6	**1'54.935**	28.586	17.301	33.569	35.479	195.3
7	**1'54.101**	28.138	17.347	33.352	35.264	196.0
8	1'52.170 P	29.975	17.634	33.669	30.892	188.1
9	2'01.453	34.147	17.722	33.716	35.868	193.7
10	**1'53.930**	27.993	17.244	33.365	35.328	195.9
11	**1'53.997**	28.051	17.372	33.304	35.270	195.1
12	**1'54.144**	27.862	17.182	33.227	35.873	198.4
13	**1'53.567**	27.989	17.326	33.281	34.971	196.9
14	**1'58.420**	28.415	18.356	35.442	36.207	177.9
15	**1'53.827**	28.085	17.310	33.203	35.229	194.8

19th 62 Aidan LIEBENBER — Red Bull MotoGP Roo RSA

Runs=1 Total laps=16 Full laps=15

1	2'24.969	37.190	18.889	37.036	37.519	188.5
2	**1'57.582**	29.083	17.819	34.229	36.451	191.4
3	**1'55.696**	28.408	17.725	33.866	35.697	189.1
4	**1'54.697**	28.145	17.439	33.582	35.531	190.3
5	**1'55.457**	28.380	17.461	33.765	35.851	190.9
6	**1'55.410**	28.279	17.591	33.826	35.714	190.5
7	**1'54.573**	28.027	17.447	33.503	35.596	189.8
8	**1'54.425**	28.395	17.362	33.274	35.394	190.7
9	**1'53.585**	27.830	17.228	33.104	35.423	190.2
10	**1'54.242**	27.860	17.578	33.347	35.457	187.9
11	**1'55.347**	28.244	17.682	33.600	35.821	186.5
12	**1'55.142**	28.077	17.574	33.550	35.941	187.0
13	**1'55.154**	28.016	17.556	33.511	36.071	189.2
14	**1'55.204**	28.056	17.597	33.599	35.952	188.2
15	**1'56.381**	28.224	17.686	34.112	36.359	186.2
16	**1'56.748**	28.448	17.789	34.235	36.276	186.0

20th 55 Noah DETTWILER — Red Bull MotoGP Roo SWI

Runs=1 Total laps=16 Full laps=15

1	2'25.690	38.481	19.047	36.783	37.595	192.5
2	**1'58.861**	29.692	17.955	34.728	36.486	195.4
3	**2'00.672**	30.590	17.529	34.502	38.051	195.5
4	**1'56.153**	28.755	17.677	33.880	35.841	194.0
5	**1'56.224**	28.737	17.822	33.761	35.904	192.5
6	**1'55.943**	28.468	17.785	33.813	35.877	193.3
7	**1'55.326**	28.335	17.662	33.547	35.782	193.9
8	**1'54.300**	27.898	17.346	33.524	35.532	196.7
9	**1'54.709**	27.949	17.495	33.658	35.607	195.1
10	**1'54.300**	27.891	17.473	33.280	35.656	195.5
11	**1'55.062**	28.379	17.498	33.470	35.715	194.5
12	**1'54.601**	28.073	17.549	33.315	35.664	193.3
13	**1'54.423**	28.038	17.373	33.217	35.795	195.9
14	**1'54.874**	28.046	17.452	33.452	35.924	193.1
15	**1'54.523**	28.004	17.421	33.535	35.563	193.9
16	**1'54.245**	27.905	17.380	33.384	35.576	195.1

21st 45 Clément ROUGÉ — Red Bull MotoGP Roo FRA

Runs=2 Total laps=15 Full laps=12

1	2'21.968	35.126	18.154	35.168	37.138	194.2
2	**1'55.876**	29.108	17.347	33.883	35.538	198.7
3	**1'55.741**	29.174	17.258	33.640	35.669	196.1
4	1'52.723 P	28.455	17.320	34.650	32.298	195.2
5	2'01.485	31.715	18.145	34.903	36.722	182.1
6	**1'54.868**	28.224	17.460	33.658	35.526	194.3
7	**1'54.914**	28.180	17.277	33.594	35.863	196.3
8	**2'00.812**	28.074	18.104	36.992	37.642	183.8
9	**1'54.644**	28.007	17.354	33.452	35.831	196.4
10	**1'57.847**	28.494	17.442	34.566	37.345	194.8
11	**1'54.393**	27.775	17.328	33.596	35.694	195.9
12	**1'58.534**	27.951	17.199	34.256	39.128	196.3
13	**1'54.553**	28.174	17.384	33.404	35.591	198.6
14	**2'01.138**	27.915	17.432	36.090	39.701	192.3
15	**1'54.331**	27.938	17.200	33.481	35.712	196.9

22nd 48 Gabin PLANQUES — Red Bull MotoGP Roo FRA

Runs=2 Total laps=15 Full laps=12

1	2'26.552	34.892	18.751	37.238	37.743	195.0
2	**1'58.418**	29.348	17.701	34.601	36.768	196.0
3	**1'57.316**	28.772	17.625	34.025	36.894	198.8
4	**1'56.177**	28.676	17.529	33.957	36.015	193.9
5	**1'56.396**	28.572	17.695	33.760	36.369	191.6
6	1'54.125 P	30.780	18.378	34.398	30.569	185.8
7	2'02.377	34.199	17.859	34.094	36.225	191.6
8	**1'55.968**	28.362	17.562	33.647	36.397	192.6
9	**1'55.314**	28.245	17.509	33.421	36.139	195.2
10	**1'57.321**	28.402	17.628	35.107	36.184	193.1
11	**1'59.939**	30.922	18.017	34.832	36.168	189.3
12	**1'56.150**	28.410	17.644	33.743	36.353	193.6
13	**1'55.623**	28.393	17.536	33.734	35.960	194.2
14	**1'57.313**	29.779	17.698	33.589	36.247	191.8
15	**1'56.231**	28.636	17.681	33.843	36.071	192.4

23rd 6 Phillip TONN — Red Bull MotoGP Roo GER

Runs=2 Total laps=15 Full laps=12

1	2'26.301	35.481	18.896	36.940	37.776	190.2
2	**1'59.138**	29.543	17.998	34.963	36.634	195.6
3	**1'57.943**	28.958	17.776	34.402	36.807	193.4
4	1'53.869 P	28.903	17.756	34.383	32.827	191.2
5	2'03.859	34.256	18.233	34.795	36.575	188.9
6	**1'56.985**	28.728	17.906	34.179	36.172	189.9
7	**1'56.505**	28.408	17.704	34.100	36.293	191.2
8	**1'56.002**	28.197	17.753	33.893	36.159	190.1
9	**1'55.828**	28.277	17.679	33.585	36.287	191.1
10	**1'55.806**	28.233	17.651	33.841	36.081	190.4
11	**1'55.607**	28.139	17.631	33.779	36.058	189.9
12	**1'58.997**	28.304	17.672	36.490	36.531	191.7
13	**1'58.994**	30.866	17.707	33.794	36.627	190.9
14	**1'56.661**	28.380	17.668	33.789	36.824	189.3
15	**1'55.361**	28.225	17.727	33.677	35.732	188.8

24th 70 Tyler SCOTT — Red Bull MotoGP Roo USA

Runs=2 Total laps=14 Full laps=11

1	2'37.464	38.116	20.532	40.535	40.796	187.4
2	**2'09.448**	32.066	19.541	37.745	40.096	188.6
3	**2'06.625**	31.459	18.953	37.139	39.074	190.3
4	**2'04.354**	30.648	18.663	36.519	38.524	189.4

Fastest Lap:	Barry BALTUS	Red Bull MotoGP Roo	BEL	**1'50.562**	27.153	17.027	32.113	34.269

DORNA DATA PROCESSING -TIMING SERVICE DORNA DATA PROCESSING TIMING SERVICE DORNA DATA PROCESSING TIMING SERVICE DORNA DATA PROCESSING TIMING SERVICE DORNA DATA PROCESSING TIMING SERVICE DORNA DATA PROCESSING TIMING SERVICE DORNA DATA PROCESSING TIMING SERVICE DORNA DATA PROCCEESSS

Free Practice Nr. 1

RookiesCup

Lap	Lap Time		T1	T2	T3	T4	Speed	Lap	Lap Time	T1	T2	T3	T4	Speed
5	**2'04.284**		30.503	18.937	36.446	38.398	187.6							
6	**2'03.813**		30.529	18.697	36.117	38.470	189.3							
7	**2'02.746**		30.127	18.676	35.639	38.304	189.8							
8	**2'02.467**		29.870	18.523	35.626	38.448	189.6							
9	**2'01.620**		29.830	18.282	35.349	38.159	190.7							
10	1'56.873	P	29.681	18.334	36.105	32.753	189.9							
11	2'07.109		34.758	18.378	35.638	38.335	191.7							
12	**2'02.316**		29.959	18.496	35.801	38.060	191.1							
13	**2'01.467**		29.335	18.119	35.709	38.304	190.0							
14	**2'02.069**		29.694	18.593	35.504	38.278	192.1							

Fastest Lap:	Barry BALTUS	Red Bull MotoGP Roo	BEL	**1'50.562**	27.153	17.027	32.113	34.269

DORNA DATA PROCESSING ,TIMING SERVICE DORNA DATA PROCESSING TIMING SERVICE DORNA DATA PROCESSING TIMING SERVICE DORNA DATA PROCESSING TIMING SERVICE DORNA DATA PROCESSING TIMING SERVICE DORNA DATA PROCESSING TIMING SERVICE DORNA DATA PROCESSING TIMING SERVICE DORNA DATA PROCCEESSS

uito de Jerez - Angel N

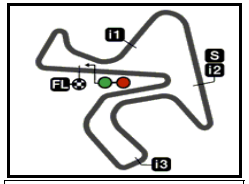

4423 m.

Results and timing service provided by TISSOT

RookiesCup

GRAN PREMIO RED BULL DE ESPAÑA

Free Practice Nr. 1

Best Partial Times

IT *Ideal Lap Time, sum of the best partial times* ***BT*** *Best Lap Time*

T1			T2		T3		T4							
Pos	Rider	Time	Rider	Time	Rider	Time	Rider	Time	Pos	Rider	IT	BT	
1	B.BALTUS	27.007	B.BALTUS	16.758	B.BALTUS	32.048	P.ACOSTA	34.232	1	**B.BALTUS**	1'50.067	1'50.562	(1)
2	**D.SALVADOR**	**27.137**	**P.ACOSTA**	**16.827**	**C.TATAY**	**32.172**	**B.BALTUS**	**34.254**	2	**P.ACOSTA**	1'50.431	1'50.690	(2)
3	Y.KUNII	27.143	J.DUPASQUIER	16.843	A.HUERTAS	32.190	C.TATAY	34.304	3	**C.TATAY**	1'50.552	1'50.768	(3)
4	**C.TATAY**	**27.145**	**N.HERNANDEZ**	**16.865**	**P.ACOSTA**	**32.215**	**J.DUPASQUIER**	**34.316**	4	**J.DUPASQUIE**	1'50.608	1'50.769	(4)
5	P.ACOSTA	27.157	Y.KUNII	16.929	J.DUPASQUIER	32.266	Y.KUNII	34.382	5	**Y.KUNII**	1'50.726	1'50.993	(6)
6	**J.DUPASQUIER**	**27.183**	**C.TATAY**	**16.931**	**Y.KUNII**	**32.272**	**A.HUERTAS**	**34.497**	6	**A.HUERTAS**	1'50.908	1'50.908	(5)
7	A.HUERTAS	27.246	D.SALVADOR	16.958	M.BERTELLE	32.441	L.FELLON	34.655	7	**D.SALVADOR**	1'51.343	1'51.655	(7)
8	**M.COOK**	**27.364**	**M.AJI**	**16.969**	**M.COOK**	**32.510**	**M.BERTELLE**	**34.664**	8	**M.BERTELLE**	1'51.539	1'51.656	(8)
9	H.NOGUCHI	27.416	A.HUERTAS	16.975	D.SALVADOR	32.513	D.SALVADOR	34.735	9	**M.COOK**	1'51.675	1'52.091	(10)
10	**M.BERTELLE**	**27.445**	**L.FELLON**	**16.983**	**L.FELLON**	**32.600**	**M.COOK**	**34.792**	10	**L.FELLON**	1'51.764	1'52.028	(9)
11	M.URIARTE	27.518	M.BERTELLE	16.989	H.NOGUCHI	32.733	H.NOGUCHI	34.875	11	**H.NOGUCHI**	1'52.026	1'52.356	(11)
12	**A.ESCRIG**	**27.522**	**H.NOGUCHI**	**17.002**	**A.ESCRIG**	**32.734**	**M.AJI**	**34.891**	12	**M.AJI**	1'52.384	1'52.541	(12)
13	L.FELLON	27.526	M.COOK	17.009	A.MARAEV	32.852	B.VAN EERDE	34.971	13	**N.HERNANDE**	1'52.491	1'53.055	(14)
14	**N.HERNANDEZ**	**27.621**	**A.ESCRIG**	**17.168**	**M.AJI**	**32.862**	**A.ESCRIG**	**35.110**	14	**A.ESCRIG**	1'52.534	1'53.034	(13)
15	M.AJI	27.662	B.VAN EERDE	17.182	N.HERNANDEZ	32.887	N.HERNANDEZ	35.118	15	**A.MARAEV**	1'52.935	1'53.251	(16)
16	**Z.VAN DEN GOO**	**27.672**	**M.URIARTE**	**17.188**	**Z.VAN DEN GOO**	**33.034**	**A.MARAEV**	**35.130**	16	**M.URIARTE**	1'53.123	1'53.123	(15)
17	A.MARAEV	27.728	C.ROUGÉ	17.199	M.URIARTE	33.054	Z.VAN DEN GOO	35.245	17	**Z.VAN DEN G**	1'53.190	1'53.415	(17)
18	**C.ROUGÉ**	**27.775**	**A.MARAEV**	**17.225**	**A.LIEBENBERG**	**33.104**	**M.URIARTE**	**35.363**	18	**B.VAN EERDE**	1'53.218	1'53.567	(18)
19	A.LIEBENBERG	27.830	A.LIEBENBERG	17.228	B.VAN EERDE	33.203	A.LIEBENBERG	35.394	19	**A.LIEBENBER**	1'53.556	1'53.585	(19)
20	**B.VAN EERDE**	**27.862**	**Z.VAN DEN GOO**	**17.239**	**N.DETTWILER**	**33.217**	**C.ROUGÉ**	**35.526**	20	**C.ROUGÉ**	1'53.904	1'54.331	(21)
21	N.DETTWILER	27.891	N.DETTWILER	17.346	C.ROUGÉ	33.404	N.DETTWILER	35.532	21	**N.DETTWILER**	1'53.986	1'54.245	(20)
22	**P.TONN**	**28.139**	**G.PLANQUES**	**17.509**	**G.PLANQUES**	**33.421**	**P.TONN**	**35.732**	22	**P.TONN**	1'55.087	1'55.361	(23)
23	G.PLANQUES	28.245	P.TONN	17.631	P.TONN	33.585	G.PLANQUES	35.960	23	**G.PLANQUES**	1'55.135	1'55.314	(22)
24	**T.SCOTT**	**29.335**	**T.SCOTT**	**18.119**	**T.SCOTT**	**35.349**	**T.SCOTT**	**38.060**	24	**T.SCOTT**	2'00.863		(-1)

DORNA DATA PROCESSING .TIMING SERVICE DORNA DATA PROCESSING TIMING SERVICE DORNA DATA PROCESSING TIMING SERVICE DORNA DATA PROCESSING TIMING SERVICE DORNA DATA PROCESSING TIMING SERVICE DORNA DATA PROCESSING TIMING SERVICE DORNA DATA PROCESSING TIMING SERVICE DORNA DATA PROCCESSS

uito de Jerez - Angel N

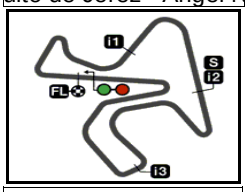

4423 m.

Results and timing service provided by TISSOT

RookiesCup

GRAN PREMIO RED BULL DE ESPAÑA

Free Practice Nr. 1

Fastest Laps Sequence

Practice Time		Rider	Nation	Motorcycle	Time	Km/h	Rider's Lap
4'12.018	37	**Pedro ACOSTA**	SPA	KTM	**1'52.308**	141.7	2
4'24.968	92	**Yuki KUNII**	JPN	KTM	**1'51.954**	142.2	2
6'08.385	7	**Barry BALTUS**	BEL	KTM	**1'51.050**	143.3	3
7'55.675	37	**Pedro ACOSTA**	SPA	KTM	**1'50.860**	143.6	4
7'59.137	7	**Barry BALTUS**	BEL	KTM	**1'50.752**	143.7	4
9'49.883	7	**Barry BALTUS**	BEL	KTM	**1'50.746**	143.7	5
13'31.679	7	**Barry BALTUS**	BEL	KTM	**1'50.562**	144.0	7

DORNA DATA PROCESSING ,TIMING SERVICE DORNA DATA PROCESSING TIMING SERVICE DORNA DATA PROCESSING TIMING SERVICE DORNA DATA PROCESSING TIMING SERVICE DORNA DATA PROCESSING TIMING SERVICE DORNA DATA PROCESSING TIMING SERVICE DORNA DATA PROCESSING TIMING SERVICE DORNA DATA PROCCEESSS

Jerez de la Frontera, Friday, May 03, 2019