

GRAN PREMIO RED BULL DE ESPAÑA

Race Nr. 1

Classification after 16 laps = 70.768 km

20

Pos	Rider	Nation	Team	Motorcycle	Total Time	Km/h	Gap
1	25 92 Yuki KUNII	JPN	Red Bull MotoGP Rookies Cup	KTM	29'28.382	144.0	
2	20 99 Carlos TATAY	SPA	Red Bull MotoGP Rookies Cup	KTM	29'28.512	144.0	0.130
3	16 7 Barry BALTUS	BEL	Red Bull MotoGP Rookies Cup	KTM	29'28.762	144.0	0.380
4	13 38 David SALVADOR	SPA	Red Bull MotoGP Rookies Cup	KTM	29'30.065	143.9	1.683
5	11 5 Lorenzo FELLON	FRA	Red Bull MotoGP Rookies Cup	KTM	29'37.023	143.3	8.641
6	10 56 Haruki NOGUCHI	JPN	Red Bull MotoGP Rookies Cup	KTM	29'37.789	143.3	9.407
7	9 50 Jason DUPASQUIER	SWI	Red Bull MotoGP Rookies Cup	KTM	29'38.201	143.2	9.819
8	8 89 Marcos URIARTE	SPA	Red Bull MotoGP Rookies Cup	KTM	29'55.273	141.9	26.891
9	7 45 Clément ROUGÉ	FRA	Red Bull MotoGP Rookies Cup	KTM	29'55.625	141.8	27.243
10	6 34 Mario AJI	INA	Red Bull MotoGP Rookies Cup	KTM	29'55.903	141.8	27.521
11	5 30 Max COOK	GBR	Red Bull MotoGP Rookies Cup	KTM	30'01.835	141.3	33.453
12	4 11 Alex ESCRIG	SPA	Red Bull MotoGP Rookies Cup	KTM	30'03.582	141.2	35.200
13	3 84 Zonta VAN DEN GOORB	NED	Red Bull MotoGP Rookies Cup	KTM	30'09.135	140.8	40.753
14	2 88 Artem MARAEV	RUS	Red Bull MotoGP Rookies Cup	KTM	30'09.262	140.8	40.880
15	1 55 Noah DETTWILER	SWI	Red Bull MotoGP Rookies Cup	KTM	30'16.564	140.2	48.182
16	28 Matteo BERTELLE	ITA	Red Bull MotoGP Rookies Cup	KTM	30'25.919	139.5	57.537
17	48 Gabin PLANQUES	FRA	Red Bull MotoGP Rookies Cup	KTM	30'26.115	139.5	57.733
18	62 Aidan LIEBENBERG	RSA	Red Bull MotoGP Rookies Cup	KTM	30'26.193	139.5	57.811
19	6 Phillip TONN	GER	Red Bull MotoGP Rookies Cup	KTM	30'45.533	138.0	1'17.151
20	70 Tyler SCOTT	USA	Red Bull MotoGP Rookies Cup	KTM	29'45.076	133.7	1 lap
Not classified							
44	Nicolas HERNANDEZ	COL	Red Bull MotoGP Rookies Cup	KTM	13'07.547	141.5	9 laps
29	Billy VAN EERDE	AUS	Red Bull MotoGP Rookies Cup	KTM	11'15.919	141.3	10 laps

Race condition: **Dry**
Air: **21°**
Humidity: **68%**
Ground: **36°**

Pole Position:		Yuki KUNII	1'49.385	145.5 Km/h
Fastest Lap:	Lap 14	Barry BALTUS	1'49.414	145.5 Km/h
Best Race Lap:	2018	Deniz ÖNCÜ	1'49.357	145.6 Km/h
All Time Lap Record:	2018	Carlos TATAY	1'49.009	146.0 Km/h

16:15'00
16:28'09
16:30'39
16:33'24 **Max COOK**
16:33'34 **Max COOK**
16:34'32 Matteo BERTELLE
16:34'39 Matteo BERTELLE
16:38'02 Max COOK
16:38'22 Max COOK
16:43'49 Billy VAN EERDE
16:44'11 Nicolas HERNANDEZ
16:44'40 Nicolas HERNANDEZ
16:46'12 Nicolas HERNANDEZ

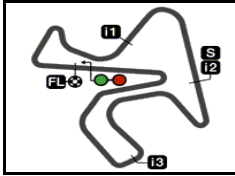
SIGHTING LAP START
WARM UP LAP START
RACE START
jump start
ride through penalty
crashed out - Rider OK
re-joined race
entered pits for ride through
re-joined race
crashed out - Rider OK
re-joined race
entered pits and retired

The results are provisional until the end of the limit for protest and appeals.

Time limit for protest expires 30' after publication of the results - Time:

DORNA DATA PROCESSING TIMING SERVICE DORNA DATA PROCESSING TIMING SERVICE DORNA DATA PROCESSING TIMING SERVICE DORNA DATA PROCESSING TIMING SERVICE DORNA DATA PROCESSING TIMING SERVICE DORNA DATA PROCESSING TIMING SERVICE DORNA DATA PROCESSING TIMING SERVICE DORNA DATA PROCESSING TIMING SERVICE DORNA DATA PROCESSING TIMING SERVICE DORNA DATA PROCCESSS





4423 m.

GRAN PREMIO RED BULL DE ESPAÑA

Race Nr. 1 Lap Chart

22

Pos	1	2	3	4	5	6	7	8	9	10	11	12	13	14	15	16	17	18	19	20	21	22
Grid	92	7	99	56	50	38	5	30	89	28	44	34	29	62	11	45	84	88	48	55	6	70



1	99	92	38	7	30	56	50	28	5	89	29	44	34	45	48	11	62	84	88	55	6	70
2	92	38	99	7	30	50	5	56	44	89	29	45	34	11	62	48	84	88	55	6	70	28
3	99	92	7	38	30	5	50	56	44	45	29	89	34	11	62	48	88	84	55	6	70	28
4	99	7	92	38	5	56	50	45	44	89	34	29	11	62	84	48	88	55	30	6	28	70
5	92	99	38	7	56	5	50	45	44	89	34	29	11	84	88	48	55	62	30	6	28	70
6	92	99	7	38	5	56	50	89	45	44	29	34	11	84	88	48	55	62	30	6	28	70
7	92	7	99	38	5	56	50	45	44	89	34	11	88	84	48	62	55	30	28	6	70	
8	99	7	38	92	5	50	56	34	45	89	11	84	88	30	55	48	62	28	6	70		
9	99	7	92	38	5	50	56	34	45	89	11	30	84	88	55	62	48	28	6	70		
10	99	7	92	38	5	50	56	45	89	34	11	30	84	88	55	48	62	28	6	70		
L	11	92	7	99	38	5	50	56	89	45	34	11	30	88	84	55	48	62	28	6	70	
a	12	92	7	99	38	5	50	56	89	34	45	11	30	84	88	55	48	62	28	6	70	
P	13	99	92	7	38	50	5	56	89	34	45	30	11	84	88	55	48	62	28	6	70	
S	14	92	7	99	38	5	50	56	45	89	34	30	11	88	84	55	48	62	28	6	<input type="checkbox"/> 70	
15	92	99	7	38	5	50	56	45	89	34	30	11	84	88	55	62	48	28	6	<input type="checkbox"/> 70		
16	92	99	7	38	5	56	50	89	45	34	30	11	84	88	55	28	48	62	6			

Winner

Lapped rider

DORNA DATA PROCESSING TIMING SERVICE DORNA DATA PROCESSING TIMING SERVICE DORNA DATA PROCESSING TIMING SERVICE DORNA DATA PROCESSING TIMING SERVICE DORNA DATA PROCESSING TIMING SERVICE DORNA DATA PROCESSING TIMING SERVICE DORNA DATA PROCESSING TIMING SERVICE DORNA DATA PROCESSING TIMING SERVICE DORNA DATA PROCCEESSS





GRAN PREMIO RED BULL DE ESPAÑA

Race Nr. 1

Chronological Analysis of Performances

25

* Lap / Sector time cancelled **T1** Time from finish line to 1st intermedate **T3** Time from 2nd intermed. to 3rd intermed.
P Crossing the finish line in pit lane **T2** Time from 1st intermed. to 2nd intermed. **T4** Time from 3rd intermedate to finish line

Lap	Lap Time	T1	T2	T3	T4	Speed	Lap	Lap Time	T1	T2	T3	T4	Speed
1st 92 Yuki KUNII Red Bull MotoGP Roo JPN							Runs=1 Total laps=16 Full laps=15						
1	1'58.164	34.678	17.119	32.251	34.116	193.0	7	1'49.444	26.802	16.767	32.000	33.875	197.4
2	1'50.410	26.863	16.833	32.496	34.218	194.8	8	1'50.328	27.249	17.035	32.108	33.936	188.6
3	1'50.013	27.210	16.741	31.970	34.092	197.8	9	1'50.064	26.903	16.857	32.165	34.139	194.8
4	1'49.933	26.756	16.773	32.169	34.235	193.5	10	1'49.941	27.015	16.802	32.116	34.008	194.0
5	1'49.735	27.192	16.781	31.901	33.861	194.3	11	1'50.218	27.043	17.188	32.139*	33.848	192.8
6	1'49.603	26.856	16.931	31.901	33.915	192.2	12	1'49.758	27.023	16.759	32.058	33.918	193.8
7	1'49.814	26.898	16.897	31.934	34.085	190.6	13	1'50.470	27.118	16.999	32.036	34.317	195.0
8	1'50.601	27.204	17.094	32.211	34.092	187.8	14	1'49.414	26.837	16.768	32.044	33.765	194.3
9	1'49.859	26.802	16.848	32.208	34.001	196.7	15	1'50.504	27.275	16.965	32.247	34.017	195.1
10	1'49.925	27.200	16.669	32.135	33.921	197.7	16	1'50.392	26.972	16.812	32.144	34.464*	195.7
11	1'50.056	27.042	17.098	32.004	33.912	189.7							
12	1'49.752	26.938	16.917	31.925	33.972	193.6	4th 38 David SALVADOR Red Bull MotoGP Roo SPA						
13	1'50.256	26.985	17.123	32.075	34.073	191.7	Runs=1 Total laps=16 Full laps=12						
14	1'49.633	26.907	16.985	31.939	33.802	194.4	1	1'58.354	35.136	16.922	32.385	33.911	198.9
15	1'50.076	27.120	17.018	31.989	33.949	191.4	2	1'50.223	26.779	16.750	32.358	34.336	198.2
16	1'50.552	27.037	17.104	32.192	34.219	190.5	3	1'50.148	27.072	16.868	32.248	33.960	194.6
2nd 99 Carlos TATAY Red Bull MotoGP Roo SPA							Runs=1 Total laps=16 Full laps=14						
1	1'57.974	34.751	17.021	32.124	34.078	191.1	4	1'49.865	27.009	16.745	31.919	34.192	195.4
2	1'50.668	26.921	16.978	32.634	34.135	192.2	5	1'49.813	26.960	16.871	32.056	33.926	196.0
3	1'49.673	26.916	16.875	31.934	33.948	193.7	6	1'49.939	26.966	16.789	32.197	33.987	194.5
4	1'50.101	26.938	16.810	31.990	34.363	194.9	7	1'49.913	26.920	16.894	32.135	33.964	196.5
5	1'49.893	26.946	16.927	31.930	34.090	191.6	8	1'49.804	26.916	16.788	31.987	34.113	197.4
6	1'49.760	26.928	16.872	32.022	33.938	193.8	9	1'50.203	26.943	16.841	32.180	34.239	199.0
7	1'49.862	26.890	16.763	32.189	34.020	195.4	10	1'50.024	27.144	16.782	32.076	34.022	197.0
8	1'49.799	27.142	16.838	31.889	33.930	195.8	11	1'50.283	27.013	16.996	32.428	33.846	196.4
9	1'50.190	26.886	17.039	32.135	34.130	193.1	12	1'49.755	27.067	16.895	31.969	33.824	197.5
10	1'49.957	27.015	16.872	32.027	34.043	194.3	13	1'50.158	26.978	16.907	32.117	34.156	198.0
11	1'50.533	27.061	17.274	32.376	33.822	189.0	14	1'50.124	27.151	16.953	32.079	33.941*	195.5
12	1'49.604	27.016	16.794	32.028	33.766	197.9	15	1'50.393	27.09*	16.904	32.170	34.227*	197.6
13	1'49.969	27.028	16.955	31.945	34.041*	196.0	16	1'51.066	27.208	17.157	32.352	34.349*	191.1
14	1'50.273	26.943	17.192	32.259	33.879	191.0							
15	1'49.951	27.094	16.844	32.062	33.951	200.7	5th 5 Lorenzo FELLON Red Bull MotoGP Roo FRA						
16	1'50.305	26.896	16.920	32.233	34.256	193.6	Runs=1 Total laps=16 Full laps=12						
1	1'59.390	35.728	17.002	32.539	34.121	195.1	1	1'59.390	35.728	17.002	32.539	34.121	195.1
2	1'49.687	26.797	16.741	32.131	34.018	200.7	2	1'49.687	26.797	16.741	32.131	34.018	200.7
3	1'50.243	27.302	16.623	32.148	34.170	199.2	3	1'50.243	27.302	16.623	32.148	34.170	199.2
4	1'49.686	26.959	16.659	32.084	33.984	198.3	4	1'49.686	26.959	16.659	32.084	33.984	198.3
5	1'49.983	27.092	16.670	32.332	33.889	199.4	5	1'49.983	27.092	16.670	32.332	33.889	199.4
6	1'49.909	27.020	16.931	31.920	34.038	192.9	6	1'49.909	27.020	16.931	31.920	34.038	192.9
7	1'50.361	27.010	16.897	32.203	34.251	195.9	7	1'50.361	27.010	16.897	32.203	34.251	195.9
8	1'50.925	27.054	17.019	32.436	34.416	193.1	8	1'50.925	27.054	17.019	32.436	34.416	193.1
9	1'50.748	27.074	17.039	32.300	34.335*	194.1	9	1'50.748	27.074	17.039	32.300	34.335*	194.1
10	1'50.670	27.085	16.946	32.310	34.329	196.0	10	1'50.670	27.085	16.946	32.310	34.329	196.0
11	1'50.829	27.149	17.109	32.233	34.338*	194.1	11	1'50.829	27.149	17.109	32.233	34.338*	194.1
12	1'50.754	27.144	17.139	32.437	34.034	191.8	12	1'50.754	27.144	17.139	32.437	34.034	191.8
13	1'50.935	27.265	17.332	32.361	33.977*	190.8	13	1'50.935	27.265	17.332	32.361	33.977*	190.8
14	1'50.872	27.187	17.094	32.216	34.375	193.6	14	1'50.872	27.187	17.094	32.216	34.375	193.6

Fastest Lap: Barry BALTUS Red Bull MotoGP Roo BEL 1'49.414 26.837 16.768 32.044 33.765

DORNA DATA PROCESSING TIMING SERVICE DORNA DATA PROCESSING TIMING SERVICE DORNA DATA PROCESSING TIMING SERVICE DORNA DATA PROCESSING TIMING SERVICE DORNA DATA PROCESSING TIMING SERVICE DORNA DATA PROCESSING TIMING SERVICE DORNA DATA PROCESSING TIMING SERVICE DORNA DATA PROCESSING TIMING SERVICE DORNA DATA PROCCEESSS



Race Nr. 1

RookiesCup

Lap	Lap Time	T1	T2	T3	T4	Speed	Lap	Lap Time	T1	T2	T3	T4	Speed
15	1'50.963	27.156	17.052	32.407	34.348	194.4	14	1'52.505	27.466	17.329	32.861	34.849	192.7
16	1'51.068	27.226	17.235	32.232	34.375	190.8	15	1'52.129	27.491	17.214	32.768	34.656	193.1
6th 56 Haruki NOGUCHI Red Bull MotoGP Roo JPN Runs=1 Total laps=16 Full laps=14							9th 45 Clément ROUGÉ Red Bull MotoGP Roo FRA Runs=1 Total laps=16 Full laps=13						
1	1'58.972	34.640	17.156	32.737	34.439	190.2	1	2'00.400	36.393	16.998	32.489	34.520	196.3
2	1'50.483	26.969	16.832	32.379	34.303	195.3	2	1'51.255	27.443	16.905	32.474	34.433	197.8
3	1'50.117 *	27.09*	16.781	32.120	34.120	198.5	3	1'50.777	27.094	16.871	32.459	34.353	199.1
4	1'49.741	26.977	16.528	32.097	34.139	203.6	4	1'50.780	27.154	16.773	32.337	34.516	193.4
5	1'49.630	26.942	16.530	32.128	34.030	201.0	5	1'50.855 *	27.059	17.050	32.303	34.443*	193.9
6	1'50.109	27.116	16.899	32.082	34.012	195.9	6	1'51.562	27.282	17.167	32.330	34.783	193.2
7	1'50.405	26.915	16.882	32.273	34.335	193.5	7	1'51.901	27.445	17.103	32.652	34.701	199.7
8	1'50.923	26.913	16.916	32.778	34.316	195.9	8	1'52.237	27.699	17.269	32.697	34.572	192.3
9	1'50.752	27.094	16.839	32.550	34.269	196.7	9	1'51.272	27.267	17.092	32.509	34.404	196.7
10	1'50.742	27.037	16.960	32.387	34.358	196.3	10	1'51.796	27.207	17.054	32.826	34.709	195.2
11	1'50.772	27.050	17.107	32.358	34.257	192.2	11	1'51.977	27.312	17.313	32.578	34.774	191.5
12	1'50.836	27.088	17.072	32.457	34.219	194.7	12	1'51.996	27.475	17.381	32.753	34.387	193.5
13	1'50.875	27.106	17.147	32.265	34.357	193.0	13	1'51.988	27.294	17.078	32.749	34.867	195.3
14	1'51.015	27.206	16.962	32.340	34.507	193.5	14	1'51.864 *	27.40*	17.113	32.603	34.746*	198.9
15	1'50.930	27.142	16.887	32.478	34.423	197.2	15	1'52.284	27.535	17.279	32.785	34.685	193.3
16	1'51.487	27.544	17.071	32.270	34.602	194.4	16	1'52.681	27.540	17.494	33.008	34.639	192.1
7th 50 Jason DUPASQUIE Red Bull MotoGP Roo SWI Runs=1 Total laps=16 Full laps=15							10th 34 Mario AJI Red Bull MotoGP Roo INA Runs=1 Total laps=16 Full laps=12						
1	1'59.110	35.093	16.906	32.838	34.273	197.1	1	2'00.346	35.840	17.082	32.703	34.721	200.5
2	1'49.873	27.023	16.676	32.149	34.025	200.0	2	1'51.324	27.482	17.020	32.239	34.583	198.4
3	1'50.517	27.225	16.604	32.527	34.161	195.6	3	1'51.314	27.404	16.974	32.502	34.434	194.9
4	1'50.057	27.000	16.552	32.293	34.212	199.4	4	1'50.779	27.225	16.640	32.391	34.523	200.2
5	1'49.844	27.033	16.692	32.114	34.005	198.6	5	1'50.832	27.155	16.783	32.410	34.484	199.8
6	1'49.828	27.013	16.810	32.041	33.964	197.3	6	1'51.660	27.164	16.937	32.795	34.764	200.0
7	1'50.307	26.969	16.698	32.348	34.292	195.6	7	1'51.439	27.193	16.998	32.521	34.727	195.8
8	1'50.767	26.940	16.844	32.642	34.341	198.9	8	1'51.917	27.602	17.250	32.524	34.541	196.5
9	1'50.713	27.030	16.965	32.446	34.272	192.4	9	1'51.221 *	27.309	17.147	32.322	34.443*	192.6
10	1'50.723	27.056	16.920	32.415	34.332	198.8	10	1'52.396	27.249	17.248	32.951	34.948	190.4
11	1'50.770	27.096	17.068	32.382	34.224	193.7	11	1'51.682 *	27.345	17.068	32.719	34.550*	197.7
12	1'50.891	27.126	17.088	32.305	34.372	193.9	12	1'51.782	27.430	17.386	32.531	34.435	193.1
13	1'50.662	27.104	17.165	32.202	34.191	193.1	13	1'52.084	27.252	17.058	32.638	35.136	192.1
14	1'51.082	27.330	17.092	32.276	34.384	195.6	14	1'52.359 *	27.514	17.071	32.990	34.784*	200.2
15	1'51.138	27.200	16.886	32.538	34.514	195.6	15	1'52.228	27.409	17.303	32.801	34.715	191.5
16	1'51.919	27.665	17.019	32.375	34.860	197.5	16	1'52.540	27.424	17.337	32.991	34.788	191.5
8th 89 Marcos URIARTE Red Bull MotoGP Roo SPA Runs=1 Total laps=16 Full laps=15							11th 30 Max COOK Red Bull MotoGP Roo GBR Runs=2 Total laps=16 Full laps=13						
1	1'59.861	35.435	16.693	33.270	34.463	201.1	1	1'58.816	35.291	16.884	32.518	34.123	195.7
2	1'51.209	27.428	16.964	32.502	34.315	195.1	2	1'50.095	26.804	16.785	32.336	34.170	195.6
3	1'51.696	27.192	16.810	33.363	34.331	195.6	3	1'50.107	27.124	16.734	32.179	34.070	195.9
4	1'50.775	27.317	16.688	32.365	34.405	198.7	4	1'42.596 P	27.019	16.733	32.010	26.834	195.7
5	1'50.851	27.322	16.708	32.442	34.379	200.7	5	1'54.723	30.359	17.211	32.512	34.641	190.4
6	1'51.194	27.087	17.099	32.620	34.388	196.3	6	1'51.558	27.448	17.159	32.616	34.335	190.5
7	1'52.051	27.287	17.032	32.454	35.278	193.3	7	1'51.103	27.174	17.026	32.466	34.437	190.9
8	1'52.358	27.776	17.234	32.725	34.623	194.2	8	1'51.872	27.793	16.933	32.657	34.489	197.0
9	1'51.223	27.234	16.990	32.538	34.461	197.0	9	1'50.944	27.292	17.018	32.242	34.392	190.4
10	1'52.006	27.170	16.994	33.092	34.750	197.0	10	1'50.958	27.137	17.088	32.312	34.421	189.9
11	1'51.536	27.301	17.063	32.605	34.567	195.1	11	1'51.414	27.383	17.216	32.383	34.432	187.4
12	1'51.643	27.462	17.157	32.366	34.658	191.2	12	1'51.296	27.261	17.184	32.434	34.417	189.1
13	1'52.074	27.266	17.373	32.739	34.696	190.0							

Fastest Lap: Barry BALTUS	Red Bull MotoGP Roo BEL	1'49.414	26.837	16.768	32.044	33.765
----------------------------------	-------------------------	-----------------	--------	--------	--------	--------

DORNA DATA PROCESSING TIMING SERVICE DORNA DATA PROCESSING TIMING SERVICE DORNA DATA PROCESSING TIMING SERVICE DORNA DATA PROCESSING TIMING SERVICE DORNA DATA PROCESSING TIMING SERVICE DORNA DATA PROCESSING TIMING SERVICE DORNA DATA PROCESSING TIMING SERVICE DORNA DATA PROCESSING TIMING SERVICE DORNA DATA PROCCESSS



Race Nr. 1

RookiesCup

Lap	Lap Time	T1	T2	T3	T4	Speed	Lap	Lap Time	T1	T2	T3	T4	Speed
13	1'51.106	27.204	17.205	32.267	34.430	189.8	12	1'52.183	27.415	17.289	32.748	34.731	188.8
14	1'51.565	27.227	17.376	32.519	34.443	189.5	13	1'52.016	27.531	16.983	32.667	34.835	195.4
15	1'51.188	27.289	17.241	32.325	34.333	188.7	14	1'52.095	27.404	17.259	32.642	34.790	195.9
16	1'50.951	27.228	17.240	32.202	34.281	189.6	15	1'52.626	27.541	17.213	33.097	34.775	189.3
							16	1'52.319	27.453	17.332	32.864	34.670	193.0

12th 11 Alex ESCRIG Red Bull MotoGP Roo SPA
 Runs=1 Total laps=16 Full laps=14

1	2'02.219	36.819	17.045	33.331	35.024	198.8
2	1'52.392	27.752	17.344	32.490	34.806	193.5
3	1'51.683 *	27.42*	17.238	32.527	34.492	191.7
4	1'51.162	27.278	17.013	32.313	34.558	193.5
5	1'51.063	27.157	17.098	32.382	34.426	192.5
6	1'51.529	27.186	17.183	32.539	34.621	191.4
7	1'52.806	27.553	17.409	32.850	34.994	189.9
8	1'52.636	27.744	17.303	32.799	34.790	190.3
9	1'52.303	27.305	17.268	32.945	34.785	190.8
10	1'52.300	27.421	17.200	32.882	34.797	191.3
11	1'52.834	27.373	17.410	33.127	34.924	188.9
12	1'53.470	27.714	17.462	33.153	35.141	188.1
13	1'52.228	27.724	17.380	32.684	34.440	190.9
14	1'51.477	27.393	17.218	32.513	34.353	193.3
15	1'51.065	27.180	17.058	32.545	34.282	195.1
16	1'52.415	27.162	17.122	33.331	34.800	188.7

15th 55 Noah DETTWILER Red Bull MotoGP Roo SWI
 Runs=1 Total laps=16 Full laps=15

1	2'02.989	37.331	17.037	33.735	34.886	199.7
2	1'53.043	27.621	17.083	33.383	34.956	198.4
3	1'52.527	27.694	17.093	32.898	34.842	196.9
4	1'52.385	27.645	17.045	32.908	34.787	199.5
5	1'52.851	27.468	17.227	33.572	34.584	195.2
6	1'53.032	27.647	17.192	33.330	34.863	195.0
7	1'53.429	27.728	17.211	33.324	35.166	198.1
8	1'52.301	27.581	17.222	32.738	34.760	195.9
9	1'52.084	27.700	16.976	32.695	34.713	196.6
10	1'52.334	27.478	17.134	32.990	34.732	195.1
11	1'52.538	27.501	17.212	33.129	34.696	192.7
12	1'52.870	27.574	17.359	33.002	34.935	192.0
13	1'53.227	27.836	17.301	32.962	35.128	192.5
14	1'53.309	27.690	17.269	33.224	35.126	192.1
15	1'53.802	27.854	17.464	33.281	35.203	189.4
16	1'53.843	27.907	17.541	33.216	35.179	188.3

13th 84 Zonta VAN DEN GO Red Bull MotoGP Roo NED
 Runs=1 Total laps=16 Full laps=14

1	2'02.627	37.036	16.959	33.421	35.211	202.1
2	1'52.902	27.576	17.204	33.267	34.855	197.2
3	1'52.928	27.606	17.205	33.148	34.969	196.1
4	1'51.922	27.674	16.822	32.570	34.856	199.7
5	1'52.743	27.592	17.333	32.990	34.828	194.3
6	1'53.118	27.743	17.356	33.006	35.013	193.6
7	1'53.274	27.820	17.259	33.159	35.036	192.7
8	1'52.570	27.703	17.154	32.751	34.962	192.9
9	1'51.804	27.551	17.054	32.551	34.648	193.3
10	1'51.824	27.328	17.081	32.641	34.774	195.2
11	1'52.500	27.584	17.204	32.830	34.882	192.4
12	1'51.848 *	27.36*	17.104	32.576	34.800	192.9
13	1'52.025	27.439	17.166	32.540	34.880	195.5
14	1'52.338	27.463	17.263	32.876	34.736	194.4
15	1'52.426	27.609	17.116	32.721	34.980	195.7
16	1'52.286	27.493	17.264	32.822	34.707	191.5

16th 28 Matteo BERTELLE Red Bull MotoGP Roo ITA
 Runs=1 Total laps=16 Full laps=15

1	1'59.351	35.581	16.870	32.666	34.234	198.4
2	2'09.397	27.021	16.770	32.173	53.433	200.1
3	1'53.227	28.731	17.349	32.371	34.776	191.2
4	1'52.252	27.472	17.288	32.630	34.862	191.5
5	1'52.365	27.509	17.350	32.733	34.773	191.2
6	1'52.587	27.572	17.357	32.678	34.980	191.5
7	1'52.871	27.852	17.411	32.689	34.919	190.4
8	1'52.804	27.646	17.405	32.763	34.990	192.0
9	1'52.767	27.573	17.381	32.790	35.023	192.6
10	1'52.705	27.539	17.371	32.813	34.982	192.3
11	1'52.902	27.613	17.413	32.883	34.993	191.1
12	1'52.697	27.628	17.329	32.885	34.855	191.5
13	1'52.743	27.737	17.366	32.802	34.838	192.5
14	1'52.478	27.634	17.352	32.720	34.772	193.5
15	1'52.613	27.702	17.384	32.595	34.932	191.1
16	1'52.160	27.477	17.147	32.631	34.905	193.3

14th 88 Artem MARAEV Red Bull MotoGP Roo RUS
 Runs=1 Total laps=16 Full laps=15

1	2'02.780	37.147	17.068	33.458	35.107	196.5
2	1'53.008	27.732	17.293	33.037	34.946	194.9
3	1'52.600	27.503	17.230	32.852	35.015	194.5
4	1'52.501	27.476	17.149	32.922	34.954	194.2
5	1'52.389	27.602	17.114	32.931	34.742	197.0
6	1'53.093	27.646	17.405	33.026	35.016	193.9
7	1'52.953	27.885	17.277	32.852	34.939	190.5
8	1'52.886	27.733	17.384	32.880	34.889	187.1
9	1'51.819	27.680	17.022	32.530	34.587	193.6
10	1'51.869	27.352	17.010	32.754	34.753	196.9
11	1'52.125	27.454	17.226	32.636	34.809	194.0

17th 48 Gabin PLANQUES Red Bull MotoGP Roo FRA
 Runs=1 Total laps=16 Full laps=15

1	2'02.031	36.377	17.352	33.058	35.244	195.9
2	1'53.306	27.836	17.443	33.164	34.863	191.3
3	1'52.880	27.746	17.225	32.874	35.035	194.9
4	1'52.470	27.568	17.151	32.864	34.887	196.4
5	1'52.796	27.639	17.190	33.187	34.780	197.9
6	1'53.174	27.664	17.236	33.160	35.114	198.8
7	1'53.351	27.760	17.236	33.063	35.292	195.7
8	1'53.717	27.771	17.251	33.280	35.415	194.6
9	1'53.102	27.707	17.313	33.166	34.916	194.3
10	1'53.109	27.675	17.277	32.804	35.353	195.2

Fastest Lap: Barry BALTUS Red Bull MotoGP Roo BEL 1'49.414 26.837 16.768 32.044 33.765

DORNA DATA PROCESSING TIMING SERVICE DORNA DATA PROCESSING TIMING SERVICE DORNA DATA PROCESSING TIMING SERVICE DORNA DATA PROCESSING TIMING SERVICE DORNA DATA PROCESSING TIMING SERVICE DORNA DATA PROCESSING TIMING SERVICE DORNA DATA PROCESSING TIMING SERVICE DORNA DATA PROCCEESSS



Race Nr. 1

RookiesCup

Lap	Lap Time	T1	T2	T3	T4	Speed	Lap	Lap Time	T1	T2	T3	T4	Speed
11	1'53.998	27.877	17.617	33.169	35.335	189.7	10	1'58.252	28.690	17.977	34.879	36.706	186.7
12	1'54.313	27.961	17.564	33.487	35.301	190.8	11	1'57.911	28.736	18.102	34.390	36.683	187.8
13	1'54.072	28.080	17.386	33.284	35.322	197.1	12	1'58.467	28.842	18.082	34.760	36.783	186.2
14	1'54.437	28.089	17.588	33.281	35.479	191.7	13	1'58.261	28.959	18.013	34.713	36.576	189.1
15	1'55.084	28.175	17.652	33.903	35.354	190.1	14	1'59.977	30.090	18.178	34.669	37.040	190.1
16	1'54.275	27.918	17.662	33.439	35.256	189.2	15	1'59.572	29.429	18.158	34.714	37.271	187.0

18th **62** Aidan LIEBENBER Red Bull MotoGP Roo RSA
Runs=1 Total laps=16 Full laps=15

1	2'02.360	36.599	17.213	33.193	35.355	197.2
2	1'52.891	27.642	17.421	32.939	34.889	192.8
3	1'52.586	27.546	17.206	32.723	35.111	187.6
4	1'52.524	27.502	17.158	32.764	35.100	187.4
5	1'53.444	27.685	17.464	33.326	34.969	189.4
6	1'53.282	27.808	17.119	32.928	35.427	195.3
7	1'53.128	27.565	17.234	33.054	35.275	194.5
8	1'53.638	28.202	17.695	32.847	34.894	186.9
9	1'52.708	27.634	17.391	32.786	34.897	192.2
10	1'53.387	27.373	17.217	32.942	35.855	188.8
11	1'54.365	28.008	17.602	33.215	35.540	186.6
12	1'53.949	27.746	17.575	33.177	35.451	187.8
13	1'54.379	27.911	17.506	33.466	35.496	186.3
14	1'54.472	27.867	17.637	33.272	35.696	187.7
15	1'54.711	27.889	17.696	33.642	35.484	188.7
16	1'54.369	28.009	17.697	33.224	35.439	188.7

21st **44** Nicolas HERNANDE Red Bull MotoGP Roo COL
Runs=1 Total laps=8 Full laps=6

1	2'00.237	35.990	17.008	32.739	34.500	201.4
2	1'50.671	27.103	16.923	32.319	34.326	198.2
3	1'51.199	27.144	16.928	32.597	34.530	191.7
4	1'51.330	27.297	16.976	32.553	34.504	191.7
5	1'50.858	27.126	16.943	32.299	34.490	195.7
6	1'51.561	27.255	17.052	32.414	34.840	200.5
7	1'51.691	27.125	16.961	32.527	35.078	195.0
PIT	59.584	18.553	34.621	30.545	181.2	

22nd **29** Billy VAN EERDE Red Bull MotoGP Roo AUS
Runs=1 Total laps=7 Full laps=4

1	1'59.890	35.807	16.902	32.819	34.362	202.0
2	1'51.356	27.269	17.128	32.659	34.300	194.3
3	1'51.270 *	27.210	17.060	32.789	34.211 *	195.9
4	1'51.346	27.304	16.919	32.821	34.302	197.3
5	1'50.753	27.215	17.049	32.314	34.175	197.6
6	1'51.304	27.268	17.020	32.460	34.556	199.6
unfinished	27.223	16.938	32.609		199.7	

19th **6** Phillip TONN Red Bull MotoGP Roo GER
Runs=1 Total laps=16 Full laps=15

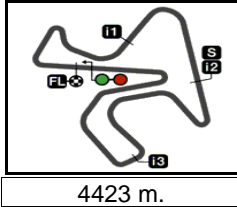
1	2'03.819	37.531	17.470	33.525	35.293	192.6
2	1'53.983	27.840	17.417	33.226	35.500	189.8
3	1'54.081	27.856	17.590	33.266	35.369	188.2
4	1'55.704	28.135	17.395	34.391	35.783	189.7
5	1'54.909	28.085	17.556	33.417	35.851	186.6
6	1'56.447	29.555	17.748	33.497	35.647	186.3
7	1'54.512	28.025	17.708	33.263	35.516	186.8
8	1'55.130	28.434	17.646	33.540	35.510	187.9
9	1'54.850	28.091	17.707	33.499	35.553	187.5
10	1'54.568	28.009	17.475	33.402	35.682	187.8
11	1'54.528	27.990	17.673	33.341	35.524	186.3
12	1'54.264	27.963	17.579	33.330	35.392	185.5
13	1'54.594	27.936	17.664	33.467	35.527	186.4
14	1'54.438	28.207	17.500	33.295	35.436	188.4
15	1'54.579	28.058	17.675	33.531	35.315	185.4
16	1'55.127	28.114	17.684	33.631	35.698	187.0

20th **70** Tyler SCOTT Red Bull MotoGP Roo USA
Runs=1 Total laps=15 Full laps=14

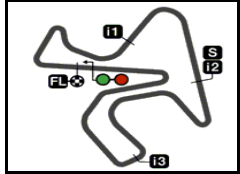
1	2'06.084	38.075	17.712	34.179	36.118	192.4
2	1'57.234	28.710	17.897	34.241	36.386	188.3
3	1'58.064	28.644	18.013	34.499	36.908	187.0
4	1'57.378	28.744	17.897	34.377	36.360	188.8
5	1'58.346	28.810	17.929	34.853	36.754	188.2
6	1'58.842	28.777	18.187	34.774	37.104	188.0
7	1'58.618	28.852	18.076	34.987	36.703	187.5
8	1'59.136	28.905	18.160	34.985	37.086	188.3
9	1'58.934	29.047	18.106	34.990	36.791	189.0

Fastest Lap: Barry BALTUS Red Bull MotoGP Roo BEL **1'49.414** 26.837 16.768 32.044 33.765

DORNA DATA PROCESSING TIMING SERVICE DORNA DATA PROCESSING TIMING SERVICE DORNA DATA PROCESSING TIMING SERVICE DORNA DATA PROCESSING TIMING SERVICE DORNA DATA PROCESSING TIMING SERVICE DORNA DATA PROCESSING TIMING SERVICE DORNA DATA PROCESSING TIMING SERVICE DORNA DATA PROCESSING TIMING SERVICE DORNA DATA PROCESSING TIMING SERVICE DORNA DATA PROCESSESS

**GRAN PREMIO RED BULL DE ESPAÑA****Race Nr. 1****Top Speed & Average**

Rider	Nation	Motorcycle	Top 5 speeds					Average	Top
56 Haruki NOGUCHI	JPN	KTM	203.6	201.0	198.5	197.2	196.7	199.4	203.6
84 Zonta VAN DEN GOORBERGH	NED	KTM	202.1	199.7	197.2	196.1	195.7	198.2	202.1
29 Billy VAN EERDE	AUS	KTM	202.0	199.7	199.6	197.6	197.3	199.2	202.0
44 Nicolas HERNANDEZ	COL	KTM	201.4	200.5	198.2	195.7	195.0	198.2	201.4
89 Marcos URIARTE	SPA	KTM	201.1	200.7	198.7	197.0	197.0	198.9	201.1
99 Carlos TATAY	SPA	KTM	200.7	197.9	196.0	195.8	195.4	197.2	200.7
5 Lorenzo FELLON	FRA	KTM	200.7	199.4	199.2	198.3	196.0	198.7	200.7
34 Mario AJI	INA	KTM	200.5	200.2	200.2	200.0	199.8	200.1	200.5
28 Matteo BERTELLE	ITA	KTM	200.1	198.4	193.5	193.3	192.6	195.6	200.1
50 Jason DUPASQUIER	SWI	KTM	200.0	199.4	198.9	198.8	198.6	199.1	200.0
45 Clément ROUGÉ	FRA	KTM	199.7	199.1	198.9	197.8	196.7	198.4	199.7
55 Noah DETTWILER	SWI	KTM	199.7	199.5	198.4	198.1	196.9	198.5	199.7
38 David SALVADOR	SPA	KTM	199.0	198.9	198.2	198.0	197.6	198.3	199.0
11 Alex ESCRIG	SPA	KTM	198.8	195.1	193.5	193.5	193.3	194.8	198.8
48 Gabin PLANQUES	FRA	KTM	198.8	197.9	197.1	196.4	195.9	197.2	198.8
92 Yuki KUNII	JPN	KTM	197.8	197.7	196.7	194.8	194.4	196.3	197.8
7 Barry BALTUS	BEL	KTM	197.4	195.7	195.6	195.4	195.1	195.7	197.4
62 Aidan LIEBENBERG	RSA	KTM	197.2	195.3	194.5	192.8	192.2	194.4	197.2
88 Artem MARAEV	RUS	KTM	197.0	196.9	196.5	195.9	195.4	196.3	197.0
30 Max COOK	GBR	KTM	197.0	195.9	195.7	195.7	195.6	196.0	197.0
6 Phillip TONN	GER	KTM	192.6	189.8	189.7	188.4	188.2	189.7	192.6
70 Tyler SCOTT	USA	KTM	192.4	190.1	189.1	189.0	188.8	189.9	192.4



4423 m.

GRAN PREMIO RED BULL DE ESPAÑA**Race Nr. 1****Fastest Laps Sequence**

<i>Lap</i>	<i>Race Time</i>	 <i>Rider</i>	<i>Nation</i>	<i>Motorcycle</i>	<i>Time</i>	<i>Km/h</i>	<i>Riders's Lap</i>
2	3'48.574	92 Yuki KUNII	JPN	KTM	1'50.410	144.2	2
2	3'48.577	38 David SALVADOR	SPA	KTM	1'50.223	144.4	2
2	3'48.686	7 Barry BALTUS	BEL	KTM	1'50.115	144.6	2
2	3'48.911	30 Max COOK	GBR	KTM	1'50.095	144.6	2
2	3'48.983	50 Jason DUPASQUIER	SWI	KTM	1'49.873	144.9	2
2	3'49.077	5 Lorenzo FELLON	FRA	KTM	1'49.687	145.1	2
3	5'38.315	99 Carlos TATAY	SPA	KTM	1'49.673	145.1	3
5	9'18.943	56 Haruki NOGUCHI	JPN	KTM	1'49.630	145.2	5
6	11'07.858	92 Yuki KUNII	JPN	KTM	1'49.603	145.2	6
7	12'57.673	7 Barry BALTUS	BEL	KTM	1'49.444	145.4	7
14	25'47.866	7 Barry BALTUS	BEL	KTM	1'49.414	145.5	14