

MSVR
MOTORSPORT VISION RACING



BRITISH TALENT CUP

Round 2

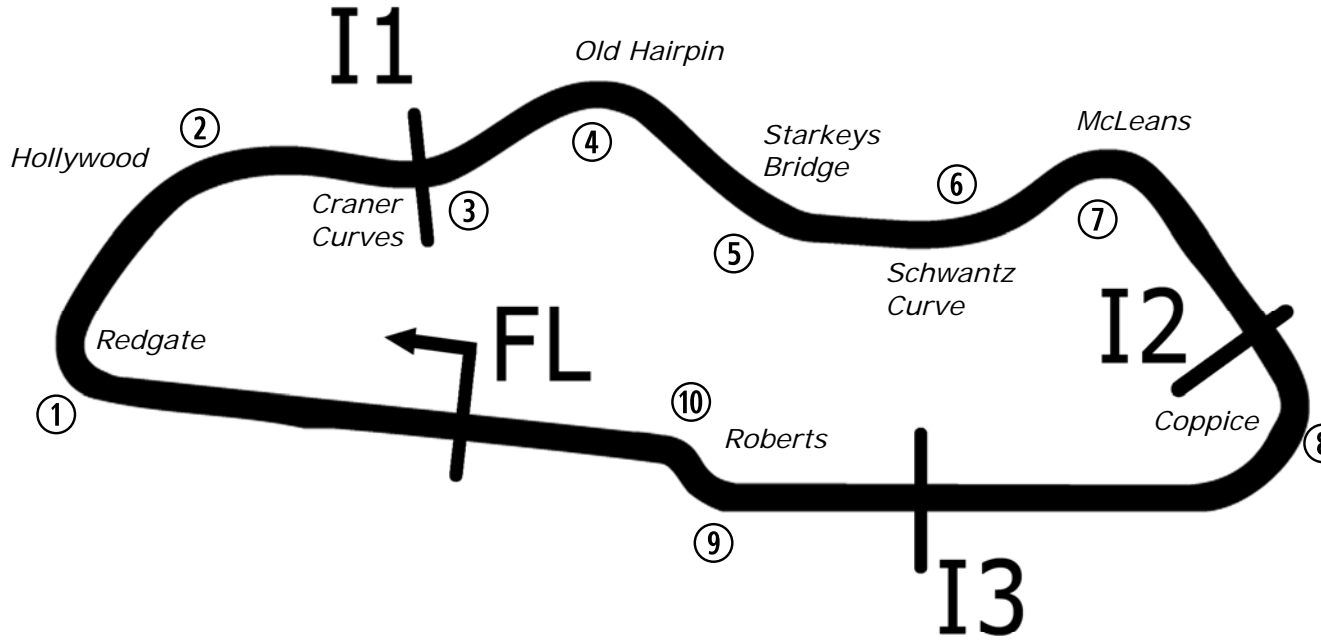
Donington Park National

24th - 26th May 2019

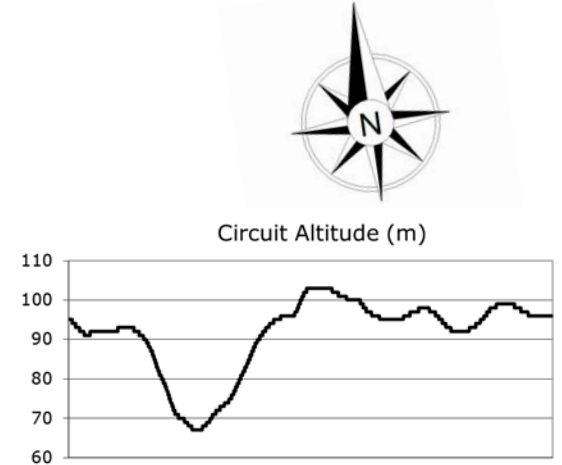


Results Provided by Timing Solutions Ltd
www.tsl-timing.com

Donington Park National



Length	1.9790 miles	3185.0 m	
FL		52.82971 N	1.37867 W
I1	941m	52.83226 N	1.37893 W
I2	2096m	52.82978 N	1.36508 W
I3	2641m	52.82866 N	1.37129 W
Pit Entry	3100m	52.82949 N	1.37787 W
Pit Exit	229m after FL	52.82996 N	1.38205 W
Pit Entry–Pit Exit	287m, 17.2s @60kph, 12.9s @80kph		



Lap Records		Best Sector Information						
		Sector 1 (FL - I1)	I1 Trap (mph)	Sector 2 (I1 - I2)	Sector 3 (I2 - I3)	I3 Trap (mph)	Sector 4 (I3 - FL)	FL Trap (mph)
Superbike	N/A	N/A	N/A	N/A	N/A	N/A	N/A	N/A
Supersport	N/A	N/A	N/A	N/A	N/A	N/A	N/A	N/A
Superstock 1000	N/A	N/A	N/A	N/A	N/A	N/A	N/A	N/A
Superstock 600	N/A	N/A	N/A	N/A	N/A	N/A	N/A	N/A
Motostar	N/A	N/A	N/A	N/A	N/A	N/A	N/A	N/A
600 Sidecar	N/A	N/A	N/A	N/A	N/A	N/A	N/A	N/A
Ducati Cup	N/A	N/A	N/A	N/A	N/A	N/A	N/A	N/A
British Talent Cup	N/A	N/A	N/A	N/A	N/A	N/A	N/A	N/A
Junior Supersport	N/A	N/A	N/A	N/A	N/A	N/A	N/A	N/A

2019 British Talent Cup

FREE PRACTICE 1 - CLASSIFICATION

POS	NO	NAME	NAT	ENTRY	TIME	ON	LAPS	GAP	DIFF	MPH
1	4	Scott OGDEN	GBR	Honda - British Talent Cup	1:15.626	21	23			94.20
2	7	Charlie ATKINS	GBR	Honda - British Talent Cup	1:15.635	22	23	0.009	0.009	94.19
3	23	Cameron HORSMAN	GBR	Honda - British Talent Cup	1:15.710	20	23	0.084	0.075	94.10
4	22	Fenton SEABRIGHT	GBR	Honda - British Talent Cup	1:15.856	23	23	0.230	0.146	93.92
5	19	Charlie FARRER	GBR	Honda - British Talent Cup	1:16.387	15	23	0.761	0.531	93.27
6	2	Jack NIXON	GBR	Honda - British Talent Cup	1:16.529	15	22	0.903	0.142	93.09
7	15	Rhys IRWIN	IRL	Honda - British Talent Cup	1:16.680	20	23	1.054	0.151	92.91
8	10	Jack HART	GBR	Honda - British Talent Cup	1:16.952	21	22	1.326	0.272	92.58
9	3	Elliot PINSON	GBR	Honda - British Talent Cup	1:17.120	15	22	1.494	0.168	92.38
10	9	Brian HART	GBR	Honda - British Talent Cup	1:17.276	12	21	1.650	0.156	92.19
11	18	Jamie DAVIS	GBR	Honda - British Talent Cup	1:17.446	20	22	1.820	0.170	91.99
12	20	Scott SWANN	GBR	Honda - British Talent Cup	1:17.615	23	23	1.989	0.169	91.79
13	14	Corey TINKER	GBR	Honda - British Talent Cup	1:17.740	20	22	2.114	0.125	91.64
14	13	Harvey CLARIDGE	GBR	Honda - British Talent Cup	1:18.288	7	7	2.662	0.548	91.00
15	16	Harry LEIGH	GBR	Honda - British Talent Cup	1:18.622	17	22	2.996	0.334	90.61
16	21	Ross MAGUIRE	GBR	Honda - British Talent Cup	1:18.982	12	21	3.356	0.360	90.20
17	8	Edward O'SHEA	GBR	Honda - British Talent Cup	1:19.105	22	22	3.479	0.123	90.06
18	5	Osian JONES	GBR	Honda - British Talent Cup	1:19.114	20	21	3.488	0.009	90.05
19	6	Jamie LYONS	IRL	Honda - British Talent Cup	1:19.241	5	6	3.615	0.127	89.91
20	12	Torin COLLINS	GBR	Honda - British Talent Cup	1:19.620	22	22	3.994	0.379	89.48
21	17	Zak SHELTON	GBR	Honda - British Talent Cup	1:19.646	19	22	4.020	0.026	89.45

QUALIFYING LAPTIME (107.0% of 1:15.626) = 1:20.919

22	24	George HOPPER	GBR	Honda - British Talent Cup	1:21.281	21	21	5.655	1.635	87.65
----	----	---------------	-----	----------------------------	----------	----	----	-------	-------	-------

Weather / Track : Bright / Dry

These results are provisional until the conclusion of any judicial and technical matters.

Donington Park National

Circuit Length = 1.9790 miles

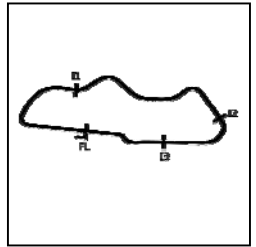
Start: 09:00 Flag 09:30 End: 09:32

Race Director :	Stewards :	Timekeeper :
-----------------	------------	--------------

Results can be found at www.britishsuperbike.com

Printed - 09:32 Friday, 24 May 2019

FREE PRACTICE 1 - SECTOR ANALYSIS



SECTOR 1 = FL to I1, SECTOR 2 = I1 to I2 SECTOR 3 = I2 to I3, SECTOR 4 = I3 to FL, DIFF = Difference To Personal Best Lap, P = Crossed Finish Line in Pit Lane, D = Time Disallowed

P1		4		Scott OGDEN				Honda - British Talent Cup							
IDEAL LAP TIME : 1:15.502		BEST LAP TIME : 1:15.626		DIFFERENCE : 0.124											
LAP	SECTOR 1	SECTOR 2	SECTOR 3	SECTOR 4	LAP TIME	MPH	DIFF	TIME OF DAY							
1 -	OUTLAP	90.0	31.010	14.311	112.9	15.879	100.1					09:01:43.974			
2 -	23.155	99.7	29.849	14.885	106.8	15.369	101.5	1:23.258	85.57	7.632		09:03:07.232			
3 -	23.030	99.5	28.406	13.845	115.5	14.666	102.4	1:19.947	89.11	4.321		09:04:27.179			
4 -	22.630	101.9	29.487	14.586	107.5	15.393	103.7	1:22.096	86.78	6.470		09:05:49.275			
5 -	22.740	103.7	28.899	13.930	114.9	15.067	103.0	1:20.636	88.35	5.010		09:07:09.911			
6 -	22.003	112.0	28.070	13.550	117.7	14.154	103.4	1:17.777	91.60	2.151		09:08:27.688			
7 -	21.853	113.1	28.450	13.627	116.3	14.727	104.3	1:18.657	90.57	3.031		09:09:46.345			
8 -	22.168	102.7	28.277	13.775	114.9	14.680	104.6	1:18.900	90.29	3.274		09:11:05.245			
9 -	21.973	112.2	27.983	13.642	117.5	14.138	103.4	1:17.736	91.65	2.110		09:12:22.981			
10 -	21.729	117.1	27.495	13.574	117.5	14.277	104.8	1:17.075	92.43	1.449		09:13:40.056			
11 -	21.912	112.5	27.804	13.538	118.3	14.039	103.0	1:17.293	92.17	1.667		09:14:57.349			
12 -	21.754	117.5	27.231	13.458	117.3	13.803	103.5	1:16.246	93.44	0.620		09:16:13.595			
13 -	21.767	118.3	27.793	13.630	116.9	14.028	102.9	1:17.218	92.26	1.592		09:17:30.813			
14 -	21.704	114.7	28.124	13.637	114.7	13.889	102.7	1:17.354	92.10	1.728		09:18:48.167			
15 -	21.702	118.7	27.309	13.822	116.1	14.470	99.7	1:17.303	92.16	1.677		09:20:05.470			
16 -	21.753	116.3	27.356	13.538	118.7	14.117	103.8	1:16.764	92.81	1.138		09:21:22.234			
17 -	22.043	116.1	27.928	13.713	113.5	14.063	103.2	1:17.747	91.63	2.121		09:22:39.981			
18 -	21.657	119.1	27.965	13.924	116.3	14.066	101.0	1:17.612	91.79	1.986		09:23:57.593			
19 -	21.775	113.7	27.294	13.624	117.3	13.806	105.3	1:16.499	93.13	0.873		09:25:14.092			
20 -	21.731	118.5	26.965	13.305	117.3	13.747	104.5	1:15.748 (2)	94.05	0.122		09:26:29.840			
21 -	21.665	119.8	26.899	13.286	118.7	13.776	104.6	1:15.626 (1)	94.20			09:27:45.466			
22 -	21.688	116.9	26.966	13.561	115.1	13.732	105.6	1:15.947 (3)	93.81	0.321		09:29:01.413			
23 -	21.585	116.5	27.296	13.983	110.9	14.030	104.8	1:16.894	92.65	1.268		09:30:18.307			

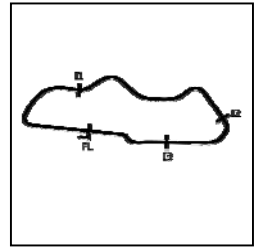
P2		7		Charlie ATKINS				Honda - British Talent Cup							
IDEAL LAP TIME : 1:15.309		BEST LAP TIME : 1:15.635		DIFFERENCE : 0.326											
LAP	SECTOR 1	SECTOR 2	SECTOR 3	SECTOR 4	LAP TIME	MPH	DIFF	TIME OF DAY							
1 -	OUTLAP	92.4	31.260	14.516	117.7	16.004	101.8					09:01:46.897			
2 -	23.231	104.6	29.039	13.933	117.3	14.998	103.5	1:21.201	87.74	5.566		09:03:08.098			
3 -	22.840	108.2	28.512	13.902	117.1	14.497	104.2	1:19.751	89.33	4.116		09:04:27.849			
4 -	22.411	111.4	28.676	14.748	114.3	14.506	102.2	1:20.341	88.68	4.706		09:05:48.190			
5 -	22.549	116.7	28.375	13.827	115.3	14.282	102.6	1:19.033	90.14	3.398		09:07:07.223			
6 -	22.332	113.9	27.963	14.205	100.6	14.936	105.1	1:19.436	89.69	3.801		09:08:26.659			
7 -	22.221	114.5	28.891	13.632	117.9	14.475	106.6	1:19.219	89.93	3.584		09:09:45.878			
8 -	22.140	116.3	27.867	13.603	117.7	13.909	104.6	1:17.519	91.90	1.884		09:11:03.397			
9 -	21.911	118.9	27.468	14.178	114.3	14.126	102.6	1:17.683	91.71	2.048		09:12:21.080			
10 -	22.201	117.3	27.892	13.780	116.3	14.359	104.3	1:18.232	91.07	2.597		09:13:39.312			
11 -	21.825	120.4	27.370	13.421	120.2	13.955	105.0	1:16.571	93.04	0.936		09:14:55.883			
12 -	21.867	117.3	27.569	13.489	120.9	13.917	104.3	1:16.842	92.71	1.207		09:16:12.725			
13 -	22.104	109.8	27.674	13.675	115.3	13.945	102.7	1:17.398	92.05	1.763		09:17:30.123			
14 -	22.224	115.9	28.652	13.583	117.1	13.838	105.5	1:18.297	90.99	2.662		09:18:48.420			
15 -	21.698	122.9	27.269	13.650	118.7	13.889	103.5	1:16.506	93.12	0.871		09:20:04.926			
16 -	21.801	122.6	27.608	13.644	118.9	14.135	102.6	1:17.188	92.30	1.553		09:21:22.114			
17 -	21.954	119.1	28.416	13.692	115.9	14.252	104.6	1:18.314	90.97	2.679		09:22:40.428			
18 -	21.639	121.1	27.791	13.785	116.3	14.519	105.1	1:17.734	91.65	2.099		09:23:58.162			
19 -	21.647	120.2	27.685	13.488	117.3	13.567	106.3	1:16.387	93.27	0.752		09:25:14.549			
20 -	21.643	122.2	27.073	13.251	119.1	13.683	105.6	1:15.650 (2)	94.17	0.015		09:26:30.199			
21 -	21.742	124.0	27.039	13.358	118.3	13.748	104.6	1:15.887 (3)	93.88	0.252		09:27:46.086			
22 -	21.647	120.6	26.997	13.380	117.9	13.611	106.8	1:15.635 (1)	94.19			09:29:01.721			
23 -	21.494	121.1	27.133	13.821	115.5	14.001	105.0	1:16.449	93.19	0.814		09:30:18.170			

P3		23		Cameron HORSMAN				Honda - British Talent Cup							
IDEAL LAP TIME : 1:15.275		BEST LAP TIME : 1:15.710		DIFFERENCE : 0.435											
LAP	SECTOR 1	SECTOR 2	SECTOR 3	SECTOR 4	LAP TIME	MPH	DIFF	TIME OF DAY							
1 -	OUTLAP	98.5	29.322	14.186	115.1	14.879	102.9					09:02:11.194			
2 -	22.407	108.5	28.604	14.076	117.3	14.075	104.6	1:19.162	90.00	3.452		09:03:30.356			
3 -	22.053	112.0	27.969	13.747	117.5	13.953	104.0	1:17.722	91.66	2.012		09:04:48.078			
4 -	22.006	105.8	27.786	13.503	118.9	13.983	103.4	1:17.278	92.19	1.568		09:06:05.356			

Weather / Track : Bright / Dry

Donington Park National
Circuit Length = 1.9790 miles
Start: 09:00 Flag 09:30 End: 09:32

FREE PRACTICE 1 - SECTOR ANALYSIS



SECTOR 1 = FL to I1, SECTOR 2 = I1 to I2 SECTOR 3 = I2 to I3, SECTOR 4 = I3 to FL, DIFF = Difference To Personal Best Lap, P = Crossed Finish Line in Pit Lane, D = Time Disallowed

5 -	22.173	108.4	27.533	13.933	117.1	14.013	104.5	1:17.652	91.75	1.942	09:07:23.008
6 -	21.856	118.1	28.178	13.791	115.7	14.084	103.8	1:17.909	91.44	2.199	09:08:40.917
7 -	21.951	112.0	27.615	13.819	116.3	13.846	104.0	1:17.231	92.25	1.521	09:09:58.148
8 -	21.856	114.9	27.420	13.786	116.3	13.742	105.1	1:16.804	92.76	1.094	09:11:14.952
9 -	21.669	115.7	27.375	13.754	116.9	13.810	104.8	1:16.608	93.00	0.898	09:12:31.560
10 -	21.848	114.7	27.368	13.724	117.1	13.721	104.5	1:16.661	92.93	0.951	09:13:48.221
11 -	21.646	117.5	27.132	13.573	117.3	13.644	104.3	1:15.995 (3)	93.75	0.285	09:15:04.216
12 -	21.685	115.3	27.164	13.691	117.5	13.645	104.8	1:16.185	93.51	0.475	09:16:20.401
13 -	21.581	116.9	27.047	13.546	118.5	13.993	103.4	1:16.167	93.53	0.457	09:17:36.568
14 -	21.764	107.5	27.555	13.350	118.5	13.528	104.6	1:16.197	93.50	0.487	09:18:52.765
15 -	21.958	114.3	27.294	13.615	116.9	13.692	104.6	1:16.559	93.06	0.849	09:20:09.324
16 -	21.692	117.3	27.039	13.525	117.3	13.857	103.4	1:16.113	93.60	0.403	09:21:25.437
17 -	21.767	116.9	26.966	13.637	116.3	13.697	105.0	1:16.067	93.66	0.357	09:22:41.504
18 -	21.540	121.7	27.070	13.576	116.1	13.881	103.0	1:16.067	93.66	0.357	09:23:57.571
19 -	21.574	116.5	27.244	13.769	115.7	13.683	104.0	1:16.270	93.41	0.560	09:25:13.841
20 -	21.655	118.5	26.924	13.517	116.3	13.614	103.8	1:15.710 (1)	94.10		09:26:29.551
21 -	21.730	118.3	26.857	13.516	117.3	13.611	103.2	1:15.714 (2)	94.09	0.004	09:27:45.265
22 -	21.699	120.0	26.890	13.698	115.9	13.725	104.5	1:16.012	93.73	0.302	09:29:01.277
23 -	21.546	119.6	27.178	13.812	115.3	13.890	97.9	1:16.426	93.22	0.716	09:30:17.703

P4	22	Fenton SEABRIGHT				Honda - British Talent Cup			
IDEAL LAP TIME : 1:15.600		BEST LAP TIME : 1:15.856		DIFFERENCE : 0.256					

LAP	SECTOR 1	SECTOR 2	SECTOR 3	SECTOR 4	LAP TIME	MPH	DIFF	TIME OF DAY			
1 -	OUTLAP	87.9	30.942	14.089	115.9	15.947	102.4	09:01:50.116			
2 -	23.033	105.6	28.817	13.934	116.1	14.952	102.4	1:20.736	88.24	4.880	09:03:10.852
3 -	22.531	111.8	27.954	13.648	118.5	14.389	102.9	1:18.522	90.73	2.666	09:04:29.374
4 -	22.181	114.9	27.899	14.336	114.3	IN PIT		1:23.457 P	85.36	7.601	09:05:52.831
5 -	OUTLAP	104.5	28.347	13.962	113.3	14.480	102.4	2:21.123	50.48	1:05.267	09:08:13.954
6 -	22.359	107.8	28.159	13.729	115.1	14.051	102.4	1:18.298	90.99	2.442	09:09:32.252
7 -	22.051	114.1	27.634	13.683	115.3	13.921	102.9	1:17.289	92.18	1.433	09:10:49.541
8 -	21.925	112.9	27.636	13.989	114.9	13.833	103.4	1:17.383	92.06	1.527	09:12:06.924
9 -	21.977	114.7	27.492	13.578	116.7	14.106	101.9	1:17.153	92.34	1.297	09:13:24.077
10 -	21.886	117.5	27.343	13.681	115.7	13.718	103.5	1:16.628	92.97	0.772	09:14:40.705
11 -	22.190	107.0	27.392	13.688	115.5	13.835	102.1	1:17.105	92.40	1.249	09:15:57.810
12 -	21.818	118.5	27.410	13.774	114.7	13.755	103.4	1:16.757	92.82	0.901	09:17:14.567
13 -	21.712	115.7	27.447	13.745	115.9	13.583	103.4	1:16.487	93.14	0.631	09:18:31.054
14 -	21.958	116.7	27.379	13.670	116.3	13.509	103.7	1:16.516	93.11	0.660	09:19:47.570
15 -	21.749	118.1	27.430	13.669	116.3	13.570	101.9	1:16.418	93.23	0.562	09:21:03.988
16 -	21.867	120.2	27.421	13.693	114.9	13.556	103.0	1:16.537	93.08	0.681	09:22:20.525
17 -	21.698	117.7	27.060	13.711	115.3	13.588	103.5	1:16.057 (3)	93.67	0.201	09:23:36.582
18 -	22.106	115.3	27.547	13.483	119.6	13.911	103.5	1:17.047	92.47	1.191	09:24:53.629
19 -	21.814	115.7	27.211	13.633	115.7	13.537	104.0	1:16.195	93.50	0.339	09:26:09.824
20 -	21.696	117.1	27.109	13.598	116.3	13.661	103.0	1:16.064	93.66	0.208	09:27:25.888
21 -	21.710	118.7	27.091	13.635	115.7	13.490	104.8	1:15.926 (2)	93.83	0.070	09:28:41.814
22 -	21.760	117.5	27.255	13.828	114.3	13.607	103.8	1:16.450	93.19	0.594	09:29:58.264
23 -	21.583	119.4	27.044	13.706	114.9	13.523	104.5	1:15.856 (1)	93.92		09:31:14.120

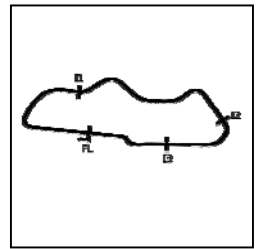
P5	19	Charlie FARRER				Honda - British Talent Cup			
IDEAL LAP TIME : 1:16.215		BEST LAP TIME : 1:16.387		DIFFERENCE : 0.172					

LAP	SECTOR 1	SECTOR 2	SECTOR 3	SECTOR 4	LAP TIME	MPH	DIFF	TIME OF DAY			
1 -	OUTLAP	89.0	31.182	14.429	116.3	15.353	103.0	09:01:50.991			
2 -	22.852	104.2	28.872	13.947	118.9	14.871	105.3	1:20.542	88.45	4.155	09:03:11.533
3 -	22.615	108.5	28.259	13.741	119.6	14.285	107.2	1:18.900	90.29	2.513	09:04:30.433
4 -	22.428	109.4	27.961	13.738	118.9	14.752	106.3	1:18.879	90.32	2.492	09:05:49.312
5 -	22.139	114.3	28.128	13.710	117.3	14.253	103.0	1:18.230	91.07	1.843	09:07:07.542
6 -	22.241	115.5	27.929	13.703	116.9	14.306	102.6	1:18.179	91.13	1.792	09:08:25.721
7 -	22.125	112.7	28.265	13.940	115.5	14.664	100.7	1:18.994	90.19	2.607	09:09:44.715
8 -	22.149	112.0	27.755	13.801	115.7	14.175	102.9	1:17.880	91.48	1.493	09:11:02.595
9 -	22.047	114.3	27.839	14.503	113.7	14.200	104.2	1:18.589	90.65	2.202	09:12:21.184
10 -	21.786	119.8	27.744	13.892	115.9	14.068	102.6	1:17.490	91.94	1.103	09:13:38.674
11 -	21.899	119.4	27.550	13.745	116.9	13.875	102.7	1:17.069	92.44	0.682	09:14:55.743
12 -	21.831	118.5	27.439	13.754	117.7	24.697	91.8	1:27.721	81.21	11.334	09:16:23.464
13 -	22.976	112.2	27.736	13.762	115.9	13.768	103.5	1:18.242	91.05	1.855	09:17:41.706

Weather / Track : Bright / Dry

Donington Park National
Circuit Length = 1.9790 miles
Start: 09:00 Flag 09:30 End: 09:32

FREE PRACTICE 1 - SECTOR ANALYSIS



SECTOR 1 = FL to I1, SECTOR 2 = I1 to I2 SECTOR 3 = I2 to I3, SECTOR 4 = I3 to FL, DIFF = Difference To Personal Best Lap, P = Crossed Finish Line in Pit Lane, D = Time Disallowed

14 -	21.755	119.1	27.219	13.640	116.9	13.873	105.6	1:16.487 (2)	93.14	0.100	09:18:58.193
15 -	21.699	121.3	27.383	13.648	117.9	13.657	105.0	1:16.387 (1)	93.27		09:20:14.580
16 -	21.875	112.0	27.622	13.797	116.9	13.744	103.4	1:17.038	92.48	0.651	09:21:31.618
17 -	21.782	118.7	27.519	14.098	115.1	13.946	102.9	1:17.345	92.11	0.958	09:22:48.963
18 -	21.731	118.9	27.303	13.838	115.1	14.006	102.7	1:16.878 (3)	92.67	0.491	09:24:05.841
19 -	21.828	117.5	27.542	13.873	114.9	13.688	104.3	1:16.931	92.61	0.544	09:25:22.772
20 -	21.786	113.7	27.572	13.730	116.1	13.837	104.2	1:16.925	92.61	0.538	09:26:39.697
21 -	21.909	109.6	27.606	13.759	116.1	13.907	103.0	1:17.181	92.31	0.794	09:27:56.878
22 -	22.059	115.5	27.434	13.930	114.3	13.726	103.7	1:17.149	92.34	0.762	09:29:14.027
23 -	21.702	118.7	27.370	13.788	115.5	14.156	102.6	1:17.016	92.50	0.629	09:30:31.043

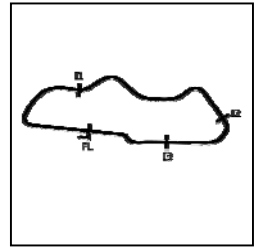
P6		2		Jack NIXON				Honda - British Talent Cup				
IDEAL LAP TIME : 1:15.896		BEST LAP TIME : 1:16.529		DIFFERENCE : 0.633								
LAP	SECTOR 1	SECTOR 2	SECTOR 3	SECTOR 4	LAP TIME	MPH	DIFF	TIME OF DAY				
1 -	OUTLAP	86.3	31.101	14.369	115.9	15.649	103.0					09:01:51.598
2 -		23.005	107.7	28.780	14.067	118.1	15.428	103.7	1:21.280	87.65	4.751	09:03:12.878
3 -		22.733	109.1	28.471	13.783	117.7	14.490	104.0	1:19.477	89.64	2.948	09:04:32.355
4 -		22.200	112.7	28.073	13.615	118.7	14.281	105.5	1:18.169	91.14	1.640	09:05:50.524
5 -		21.981	115.9	28.563	13.728	119.4	14.241	106.3	1:18.513	90.74	1.984	09:07:09.037
6 -		21.969	114.3	27.650	13.353	120.9	14.987	104.8	1:17.959	91.38	1.430	09:08:26.996
7 -		22.033	111.6	28.347	13.912	116.3	14.512	103.7	1:18.804	90.40	2.275	09:09:45.800
8 -		22.354	109.6	28.399	14.212	110.1	IN PIT		1:25.807 P	83.03	9.278	09:11:11.607
9 -	OUTLAP	110.5	27.976	13.666	118.7	13.958	105.0	2:31.675		46.97	1:15.146	09:13:43.282
10 -		21.890	114.1	27.588	13.484	119.1	13.914	104.6	1:16.876 (3)	92.67	0.347	09:15:00.158
11 -		22.141	118.1	27.542	13.484	118.9	13.999	105.5	1:17.166	92.32	0.637	09:16:17.324
12 -		21.962	116.5	28.113	13.873	117.9	14.022	106.1	1:17.970	91.37	1.441	09:17:35.294
13 -		22.191	114.3	27.285	13.482	118.5	14.202	101.8	1:17.160	92.33	0.631	09:18:52.454
14 -		22.137	117.1	27.711	13.574	119.1	13.732	106.1	1:17.154	92.34	0.625	09:20:09.608
15 -		21.701	116.3	27.311	13.648	117.3	13.869	102.9	1:16.529 (1)	93.09		09:21:26.137
16 -		21.937	117.9	27.213	13.794	116.9	14.026	103.4	1:16.970	92.56	0.441	09:22:43.107
17 -		21.938	117.9	27.978	14.096	114.3	14.092	104.0	1:18.104	91.21	1.575	09:24:01.211
18 -		21.886	117.1	28.145	14.035	114.7	14.082	104.0	1:18.148	91.16	1.619	09:25:19.359
19 -		21.841	119.1	27.449	13.805	115.9	13.876	104.0	1:16.971	92.56	0.442	09:26:36.330
20 -		22.008	119.8	29.070	14.426	108.9	14.789	100.9	1:20.293	88.73	3.764	09:27:56.623
21 -		22.808	110.0	27.539	13.830	116.1	13.822	105.3	1:17.999	91.34	1.470	09:29:14.622
22 -		21.598	119.4	27.223	13.527	117.7	14.208	104.6	1:16.556 (2)	93.06	0.027	09:30:31.178

P7		15		Rhys IRWIN				Honda - British Talent Cup				
IDEAL LAP TIME : 1:16.362		BEST LAP TIME : 1:16.680		DIFFERENCE : 0.318								
LAP	SECTOR 1	SECTOR 2	SECTOR 3	SECTOR 4	LAP TIME	MPH	DIFF	TIME OF DAY				
1 -	OUTLAP	95.5	30.316	14.379	114.3	15.344	100.0					09:01:46.144
2 -		22.713	109.4	28.927	14.111	115.7	14.561	100.6	1:20.312	88.71	3.632	09:03:06.456
3 -		22.908	110.3	28.590	14.194	113.7	14.500	101.5	1:20.192	88.84	3.512	09:04:26.648
4 -		22.684	107.0	29.439	14.990	111.6	14.767	101.3	1:21.880	87.01	5.200	09:05:48.528
5 -		22.571	105.5	28.389	13.770	116.5	14.505	102.4	1:19.235	89.91	2.555	09:07:07.763
6 -		22.378	109.6	27.935	13.757	117.1	14.202	101.9	1:18.272	91.02	1.592	09:08:26.035
7 -		22.191	115.7	28.247	13.842	116.1	14.431	101.2	1:18.711	90.51	2.031	09:09:44.746
8 -		22.900	112.2	28.616	13.743	116.5	14.058	102.4	1:19.317	89.82	2.637	09:11:04.063
9 -		22.231	115.3	27.749	13.919	116.1	14.109	101.8	1:18.008	91.33	1.328	09:12:22.071
10 -		22.167	117.3	27.789	13.747	116.1	14.046	103.0	1:17.749	91.63	1.069	09:13:39.820
11 -		21.901	118.9	27.784	13.808	115.5	14.112	104.5	1:17.605	91.80	0.925	09:14:57.425
12 -		22.108	117.7	27.355	13.712	116.7	14.188	101.2	1:17.363	92.09	0.683	09:16:14.788
13 -		22.898	110.5	29.487	14.055	112.2	14.315	104.5	1:20.755	88.22	4.075	09:17:35.543
14 -		22.641	105.1	28.066	13.684	117.1	13.780	104.5	1:18.171	91.14	1.491	09:18:53.714
15 -		22.138	106.8	28.229	13.913	115.1	13.980	102.7	1:18.260	91.03	1.580	09:20:11.974
16 -		22.019	118.1	27.743	13.856	114.5	14.087	101.8	1:17.705	91.68	1.025	09:21:29.679
17 -		22.256	103.2	28.867	14.318	111.8	14.103	101.8	1:19.544	89.56	2.864	09:22:49.223
18 -		21.840	116.7	27.295	13.670	116.5	13.899	103.8	1:16.704 (3)	92.88	0.024	09:24:05.927
19 -		21.959	112.9	27.571	13.679	117.7	14.051	102.4	1:17.260	92.21	0.580	09:25:23.187
20 -		21.678	117.3	27.613	13.631	117.3	13.758	104.5	1:16.680 (1)	92.91		09:26:39.867
21 -		21.930	108.5	27.624	13.673	117.3	14.022	102.6	1:17.249	92.22	0.569	09:27:57.116
22 -		22.004	115.3	27.403	13.813	115.3	13.965	103.5	1:17.185	92.30	0.505	09:29:14.301
23 -		21.681	116.9	27.327	13.655	117.9	14.023	101.5	1:16.686 (2)	92.90	0.006	09:30:30.987

Weather / Track : Bright / Dry

Donington Park National
Circuit Length = 1.9790 miles
Start: 09:00 Flag 09:30 End: 09:32

FREE PRACTICE 1 - SECTOR ANALYSIS



SECTOR 1 = FL to I1, SECTOR 2 = I1 to I2 SECTOR 3 = I2 to I3, SECTOR 4 = I3 to FL, DIFF = Difference To Personal Best Lap, P = Crossed Finish Line in Pit Lane, D = Time Disallowed

P8 10		Jack HART						Honda - British Talent Cup				
IDEAL LAP TIME : 1:16.881		BEST LAP TIME : 1:16.952						DIFFERENCE : 0.071				
LAP	SECTOR 1	SECTOR 2	SECTOR 3	SECTOR 4	LAP TIME	MPH	DIFF	TIME OF DAY				
1 -	OUTLAP	73.8	32.813	14.477	115.5	15.798	101.9		09:02:04.597			
2 -	24.231	88.7	29.592	13.766	117.3	15.022	103.4	1:22.611	86.24	5.659	09:03:27.208	
3 -	23.057	98.6	28.786	13.820	118.5	14.444	104.5	1:20.107	88.93	3.155	09:04:47.315	
4 -	22.583	101.6	28.193	13.635	118.9	14.205	104.8	1:18.616	90.62	1.664	09:06:05.931	
5 -	22.409	107.0	27.934	13.729	118.1	14.041	104.5	1:18.113	91.20	1.161	09:07:24.044	
6 -	22.272	107.5	28.219	13.879	115.9	14.249	104.5	1:18.619	90.62	1.667	09:08:42.663	
7 -	22.276	103.5	27.783	13.935	115.5	14.216	103.5	1:18.210	91.09	1.258	09:10:00.873	
8 -	22.301	104.8	27.901	13.841	116.7	14.059	104.6	1:18.102	91.22	1.150	09:11:18.975	
9 -	22.230	108.9	28.086	14.100	115.9	IN PIT		1:23.985	P	84.83	7.033	09:12:42.960
10 -	OUTLAP	94.2	29.817	14.035	115.5	14.614	101.8	2:42.540	43.83	1:25.588	09:15:25.500	
11 -	22.369	108.2	28.133	13.807	116.9	14.244	102.7	1:18.553	90.69	1.601	09:16:44.053	
12 -	22.146	112.0	27.977	13.934	115.7	14.145	103.7	1:18.202	91.10	1.250	09:18:02.255	
13 -	22.128	110.3	28.211	13.774	116.3	13.943	103.5	1:18.056	91.27	1.104	09:19:20.311	
14 -	22.032	111.4	27.801	13.727	117.1	14.001	103.7	1:17.561	91.85	0.609	09:20:37.872	
15 -	21.932	110.9	27.560	13.598	117.7	14.006	102.7	1:17.096	(3)	92.41	0.144	09:21:54.968
16 -	22.348	108.5	27.891	13.819	115.5	14.215	104.0	1:18.273	91.02	1.321	09:23:13.241	
17 -	22.127	109.6	28.077	13.849	114.9	14.040	104.3	1:18.093	91.23	1.141	09:24:31.334	
18 -	22.018	109.8	27.759	13.671	116.5	14.093	104.3	1:17.541	91.88	0.589	09:25:48.875	
19 -	22.517	109.6	28.286	13.773	115.9	14.575	104.2	1:19.151	90.01	2.199	09:27:08.026	
20 -	21.893	113.7	27.604	13.604	115.9	13.951	103.5	1:17.052	(2)	92.46	0.100	09:28:25.078
21 -	21.875	109.6	27.596	13.633	116.9	13.848	104.3	1:16.952	(1)	92.58		09:29:42.030
22 -	21.989	113.7	29.349	15.024	102.1	14.886	103.4	1:21.248	87.69	4.296	09:31:03.278	

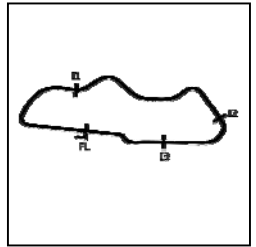
P9 3		Elliot PINSON						Honda - British Talent Cup				
IDEAL LAP TIME : 1:17.072		BEST LAP TIME : 1:17.120						DIFFERENCE : 0.048				
LAP	SECTOR 1	SECTOR 2	SECTOR 3	SECTOR 4	LAP TIME	MPH	DIFF	TIME OF DAY				
1 -	OUTLAP	79.3	34.220	15.376	112.4	16.072	100.4				09:02:03.819	
2 -	24.367	95.8	29.994	13.965	116.7	14.506	100.6	1:22.832	86.01	5.712	09:03:26.651	
3 -	23.133	105.3	29.014	14.020	114.5	14.352	101.2	1:20.519	88.48	3.399	09:04:47.170	
4 -	23.029	98.2	28.560	13.829	116.5	14.022	102.4	1:19.440	89.68	2.320	09:06:06.610	
5 -	22.283	112.0	28.027	13.783	118.1	13.970	104.5	1:18.063	91.26	0.943	09:07:24.673	
6 -	22.273	112.9	28.583	13.766	115.3	14.277	103.5	1:18.899	90.30	1.779	09:08:43.572	
7 -	22.624	113.1	28.421	13.732	116.7	13.944	104.2	1:18.721	90.50	1.601	09:10:02.293	
8 -	22.476	112.9	28.114	13.861	115.1	14.124	101.9	1:18.575	90.67	1.455	09:11:20.868	
9 -	22.388	115.3	27.749	13.852	115.3	14.151	101.8	1:18.140	91.17	1.020	09:12:39.008	
10 -	22.182	116.9	28.156	13.925	114.1	14.024	101.3	1:18.287	91.00	1.167	09:13:57.295	
11 -	22.312	117.1	28.058	13.960	113.7	IN PIT		1:24.694	P	84.12	7.574	09:15:21.989
12 -	OUTLAP	104.0	29.543	14.302	112.2	14.448	100.9	2:34.816	46.02	1:17.696	09:17:56.805	
13 -	22.251	115.1	27.890	13.815	113.1	13.803	100.7	1:17.759	(3)	91.62	0.639	09:19:14.564
14 -	22.369	116.1	27.744	13.811	113.3	14.203	100.4	1:18.127	91.19	1.007	09:20:32.691	
15 -	22.022	117.1	27.618	13.706	114.7	13.774	101.2	1:17.120	(1)	92.38		09:21:49.811
16 -	22.086	113.9	27.780	14.243	112.4	13.966	101.2	1:18.075	91.25	0.955	09:23:07.886	
17 -	21.974	118.7	27.903	13.849	113.3	13.819	101.5	1:17.545	(2)	91.87	0.425	09:24:25.431
18 -	22.323	117.7	28.182	14.528	112.2	13.949	101.6	1:18.982	90.20	1.862	09:25:44.413	
19 -	22.238	116.5	28.105	14.007	113.3	14.151	100.1	1:18.501	90.75	1.381	09:27:02.914	
20 -	22.439	116.9	28.076	14.156	112.4	14.175	100.4	1:18.846	90.36	1.726	09:28:21.760	
21 -	22.167	116.1	28.108	14.099	113.5	14.102	100.9	1:18.476	90.78	1.356	09:29:40.236	
22 -	22.825	107.7	29.729	15.043	105.0	IN PIT		1:29.209	P	79.86	12.089	09:31:09.445

P10 9		Brian HART						Honda - British Talent Cup			
IDEAL LAP TIME : 1:16.746		BEST LAP TIME : 1:17.276						DIFFERENCE : 0.530			
LAP	SECTOR 1	SECTOR 2	SECTOR 3	SECTOR 4	LAP TIME	MPH	DIFF	TIME OF DAY			
1 -	OUTLAP	86.5	30.849	14.392	113.1	15.666	99.8				09:01:49.180
2 -	23.345	101.0	29.307	14.043	114.7	15.122	103.5	1:21.817	87.08	4.541	09:03:10.997
3 -	22.610	109.2	28.027	13.682	117.9	14.612	105.0	1:18.931	90.26	1.655	09:04:29.928
4 -	22.284	112.2	27.790	13.855	110.3	15.190	101.3	1:19.119	90.04	1.843	09:05:49.047
5 -	22.315	111.2	28.613	14.042	109.2	14.617	103.0	1:19.587	89.52	2.311	09:07:08.634
6 -	22.216	115.3	27.590	13.466	118.5	14.342	103.7	1:17.614	91.79	0.338	09:08:26.248

Weather / Track : Bright / Dry

Donington Park National
Circuit Length = 1.9790 miles
Start: 09:00 Flag 09:30 End: 09:32

FREE PRACTICE 1 - SECTOR ANALYSIS



SECTOR 1 = FL to I1, SECTOR 2 = I1 to I2 SECTOR 3 = I2 to I3, SECTOR 4 = I3 to FL, DIFF = Difference To Personal Best Lap, P = Crossed Finish Line in Pit Lane, D = Time Disallowed

7 -	22.416	112.2	28.561	14.457	102.9	15.444	103.7	1:20.878	88.09	3.602	09:09:47.126	
8 -	22.131	112.5	27.922	14.614	94.1	15.053	103.4	1:19.720	89.37	2.444	09:11:06.846	
9 -	22.220	114.5	27.668	13.701	116.9	14.091	103.8	1:17.680	91.71	0.404	09:12:24.526	
10 -	22.194	114.3	28.177	13.804	116.1	14.085	102.2	1:18.260	91.03	0.984	09:13:42.786	
11 -	22.028	114.9	27.754	13.665	116.7	14.232	103.4	1:17.679	91.71	0.403	09:15:00.465	
12 -	22.110	118.1	27.664	13.601	118.1	13.901	104.0	1:17.276 (1)	92.19		09:16:17.741	
13 -	21.905	115.5	28.077	14.232	106.3	IN PIT		1:24.729	P	84.08	7.453	09:17:42.470
14 -	OUTLAP	109.8	28.339	13.739	115.3	14.238	100.7	2:52.521		41.29	1:35.245	09:20:34.991
15 -	22.303	113.9	27.816	13.634	115.7	14.054	100.9	1:17.807		91.56	0.531	09:21:52.798
16 -	22.040	114.9	27.477	13.791	115.1	14.061	103.0	1:17.369	(3)	92.08	0.093	09:23:10.167
17 -	22.812	112.0	27.778	13.754	114.3	14.039	102.2	1:18.383		90.89	1.107	09:24:28.550
18 -	21.902	118.5	27.953	13.904	114.1	IN PIT		1:22.205	P	86.66	4.929	09:25:50.755
19 -	OUTLAP	109.6	27.985	13.853	115.1	14.225	101.0	2:13.921		53.20	56.645	09:28:04.676
20 -	22.113	115.3	27.665	13.793	114.5	14.040	103.0	1:17.611		91.79	0.335	09:29:22.287
21 -	21.936	115.1	27.715	13.576	118.1	14.111	99.7	1:17.338	(2)	92.12	0.062	09:30:39.625

P11 18**Jamie DAVIS**

Honda - British Talent Cup

IDEAL LAP TIME : 1:17.148

BEST LAP TIME : 1:17.446

DIFFERENCE : 0.298

LAP	SECTOR 1	SECTOR 2	SECTOR 3	SECTOR 4	LAP TIME	MPH	DIFF	TIME OF DAY				
1 -	OUTLAP	86.7	31.218	14.232	115.5	15.689	101.3				09:01:49.634	
2 -	23.175	103.0	29.500	13.770	117.7	15.087	104.8	1:21.532	87.38	4.086	09:03:11.166	
3 -	22.617	108.2	28.323	13.743	117.3	14.451	104.0	1:19.134	90.03	1.688	09:04:30.300	
4 -	22.672	107.3	28.625	13.782	118.9	14.314	104.6	1:19.393	89.73	1.947	09:05:49.693	
5 -	22.427	110.7	28.384	13.756	116.9	14.617	103.8	1:19.184	89.97	1.738	09:07:08.877	
6 -	22.658	111.8	28.243	13.801	115.1	14.244	104.6	1:18.946	90.24	1.500	09:08:27.823	
7 -	22.072	112.2	28.254	13.673	117.7	14.635	105.3	1:18.634	90.60	1.188	09:09:46.457	
8 -	22.123	108.4	28.349	13.632	116.9	14.163	103.8	1:18.267	91.02	0.821	09:11:04.724	
9 -	22.278	112.4	28.026	13.786	116.7	14.241	103.2	1:18.331	90.95	0.885	09:12:23.055	
10 -	22.156	116.7	27.854	13.691	115.5	14.115	103.2	1:17.816	91.55	0.370	09:13:40.871	
11 -	22.024	112.9	27.941	13.640	115.7	14.118	102.7	1:17.723	91.66	0.277	09:14:58.594	
12 -	22.150	111.8	27.916	13.742	114.9	14.083	102.7	1:17.891	91.46	0.445	09:16:16.485	
13 -	22.326	112.4	28.288	13.961	112.7	14.133	102.1	1:18.708	90.51	1.262	09:17:35.193	
14 -	22.658	111.1	27.694	13.716	115.1	13.915	104.2	1:17.983	91.36	0.537	09:18:53.176	
15 -	22.727	102.6	28.407	13.768	118.1	14.163	104.2	1:19.065	90.11	1.619	09:20:12.241	
16 -	22.147	112.2	27.801	13.734	115.7	14.069	103.2	1:17.751	91.63	0.305	09:21:29.992	
17 -	22.151	109.2	28.317	14.933	115.1	14.025	103.4	1:19.426	89.70	1.980	09:22:49.418	
18 -	21.976	113.9	27.625	13.871	112.7	14.090	102.6	1:17.562	(2)	91.85	0.116	09:24:06.980
19 -	22.069	117.9	27.742	13.794	114.7	13.985	102.9	1:17.590	(3)	91.82	0.144	09:25:24.570
20 -	22.022	116.9	27.686	13.775	114.1	13.963	103.5	1:17.446 (1)	91.99		09:26:42.016	
21 -	22.280	115.9	27.815	14.060	108.5	IN PIT		1:24.695	P	84.12	7.249	09:28:06.711
22 -	OUTLAP	107.0	29.768	14.614	105.3	14.938	99.4	2:05.304		56.85	47.858	09:30:12.015

P12 20**Scott SWANN**

Honda - British Talent Cup

IDEAL LAP TIME : 1:17.392

BEST LAP TIME : 1:17.615

DIFFERENCE : 0.223

LAP	SECTOR 1	SECTOR 2	SECTOR 3	SECTOR 4	LAP TIME	MPH	DIFF	TIME OF DAY				
1 -	OUTLAP	75.9	32.782	14.782	111.8	16.448	98.9				09:02:00.497	
2 -	23.987	98.5	30.124	14.266	112.5	15.148	99.8	1:23.525	85.29	5.910	09:03:24.022	
3 -	23.301	100.9	29.243	14.220	112.9	14.813	99.7	1:21.577	87.33	3.962	09:04:45.599	
4 -	23.045	107.0	28.553	14.068	113.5	14.316	103.4	1:19.982	89.07	2.367	09:06:05.581	
5 -	22.384	109.1	28.358	14.019	117.1	13.945	103.0	1:18.706	90.52	1.091	09:07:24.287	
6 -	22.401	114.3	28.668	13.874	116.1	14.160	101.5	1:19.103	90.06	1.488	09:08:43.390	
7 -	22.581	112.5	28.925	13.986	115.7	14.155	102.2	1:19.647	89.45	2.032	09:10:03.037	
8 -	22.285	112.7	28.948	13.938	116.7	13.949	105.5	1:19.120	90.04	1.505	09:11:22.157	
9 -	22.244	116.3	28.652	14.453	113.5	13.959	101.6	1:19.308	89.83	1.693	09:12:41.465	
10 -	22.598	113.5	28.715	14.031	114.1	13.971	100.9	1:19.315	89.82	1.700	09:14:00.780	
11 -	22.617	114.5	28.319	13.937	114.1	13.942	100.1	1:18.815	90.39	1.200	09:15:19.595	
12 -	22.472	112.7	28.377	13.912	114.1	13.915	101.5	1:18.676	90.55	1.061	09:16:38.271	
13 -	22.391	114.5	28.328	14.030	113.3	13.966	103.4	1:18.715	90.51	1.100	09:17:56.986	
14 -	22.226	113.9	28.080	13.865	115.9	13.833	102.9	1:18.004	91.33	0.389	09:19:14.990	
15 -	22.543	116.5	28.258	13.934	112.9	13.802	102.4	1:18.537	90.71	0.922	09:20:33.527	
16 -	22.265	116.9	27.949	13.913	114.1	13.616	102.2	1:17.743	(3)	91.64	0.128	09:21:51.270
17 -	22.411	112.2	27.909	13.956	113.5	13.833	100.9	1:18.109	91.21	0.494	09:23:09.379	
18 -	22.295	117.7	28.242	13.984	113.3	13.693	102.6	1:18.214	91.09	0.599	09:24:27.593	

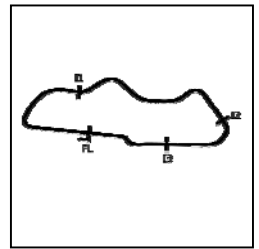
Donington Park National

Circuit Length = 1.9790 miles

Start: 09:00 Flag 09:30 End: 09:32

Weather / Track : Bright / Dry

FREE PRACTICE 1 - SECTOR ANALYSIS



SECTOR 1 = FL to I1, SECTOR 2 = I1 to I2 SECTOR 3 = I2 to I3, SECTOR 4 = I3 to FL, DIFF = Difference To Personal Best Lap, P = Crossed Finish Line in Pit Lane, D = Time Disallowed

19 -	22.280	116.1	30.031	14.443	110.5	14.169	101.2	1:20.923	88.04	3.308	09:25:48.516
20 -	22.498	115.1	28.482	13.961	113.5	14.400	100.9	1:19.341	89.79	1.726	09:27:07.857
21 -	22.474	110.7	28.327	13.827	113.9	13.889	102.6	1:18.517	90.74	0.902	09:28:26.374
22 -	22.277	112.7	27.818	13.890	113.3	13.756	101.5	1:17.741 (2)	91.64	0.126	09:29:44.115
23 -	22.131	116.3	27.931	13.851	115.5	13.702	102.7	1:17.615 (1)	91.79		09:31:01.730

P13 14		Corey TINKER				Honda - British Talent Cup					
IDEAL LAP TIME : 1:17.740		BEST LAP TIME : 1:17.740				DIFFERENCE : 0.000					
LAP	SECTOR 1	SECTOR 2	SECTOR 3	SECTOR 4	LAP TIME	MPH	DIFF	TIME OF DAY			
1 -	OUTLAP	84.9	34.403	15.166	113.1	16.061	100.6		09:02:02.702		
2 -	24.271	103.4	30.537	14.543	114.3	14.983	102.7	1:24.334	84.48	6.594	09:03:27.036
3 -	23.488	100.0	29.889	14.407	116.9	15.313	101.6	1:23.097	85.73	5.357	09:04:50.133
4 -	23.832	100.6	30.084	14.566	113.7	15.024	103.8	1:23.506	85.31	5.766	09:06:13.639
5 -	22.953	111.1	29.107	14.584	112.9	14.605	103.2	1:21.249	87.68	3.509	09:07:34.888
6 -	23.277	106.5	30.069	14.349	115.3	15.674	100.0	1:23.369	85.45	5.629	09:08:58.257
7 -	23.141	112.0	29.540	14.264	115.9	14.711	102.9	1:21.656	87.25	3.916	09:10:19.913
8 -	22.707	111.2	29.086	14.491	115.7	14.609	103.4	1:20.893	88.07	3.153	09:11:40.806
9 -	22.805	112.5	28.832	14.156	115.9	14.535	103.0	1:20.328	88.69	2.588	09:13:01.134
10 -	22.517	108.2	28.913	13.953	116.5	14.339	102.4	1:19.722	89.36	1.982	09:14:20.856
11 -	22.562	110.7	28.536	13.867	116.5	14.530	102.2	1:19.495	89.62	1.755	09:15:40.351
12 -	22.431	112.2	28.433	14.008	116.5	14.319	102.4	1:19.191	89.96	1.451	09:16:59.542
13 -	22.372	114.9	28.378	13.950	116.1	15.106	101.5	1:19.806	89.27	2.066	09:18:19.348
14 -	22.510	112.5	28.541	13.896	116.7	14.428	103.5	1:19.375	89.75	1.635	09:19:38.723
15 -	22.327	109.8	28.627	13.927	116.5	14.364	102.9	1:19.245	89.90	1.505	09:20:57.968
16 -	22.344	113.9	28.307	13.838	115.7	14.323	102.2	1:18.812	90.40	1.072	09:22:16.780
17 -	22.147	108.7	28.398	14.038	115.3	14.288	102.9	1:18.871	90.33	1.131	09:23:35.651
18 -	22.227	113.5	27.965	13.826	116.9	14.363	105.1	1:18.381	90.89	0.641	09:24:54.032
19 -	22.216	113.3	27.937	13.813	116.9	14.062	103.5	1:18.028 (2)	91.30	0.288	09:26:12.060
20 -	22.089	113.7	27.842	13.791	117.5	14.018	103.2	1:17.740 (1)	91.64		09:27:29.800
21 -	22.552	111.6	28.274	13.845	116.1	14.157	103.7	1:18.828	90.38	1.088	09:28:48.628
22 -	22.316	113.3	27.994	13.946	116.3	14.122	104.2	1:18.378 (3)	90.90	0.638	09:30:07.006

P14 13		Harvey CLARIDGE				Honda - British Talent Cup					
IDEAL LAP TIME : 1:18.117		BEST LAP TIME : 1:18.288				DIFFERENCE : 0.171					
LAP	SECTOR 1	SECTOR 2	SECTOR 3	SECTOR 4	LAP TIME	MPH	DIFF	TIME OF DAY			
1 -	OUTLAP	97.9	30.090	14.007	115.9	15.001	102.9		09:02:12.218		
2 -	23.282	107.3	29.135	13.923	116.1	14.533	102.9	1:20.873	88.09	2.585	09:03:33.091
3 -	22.752	108.4	28.661	13.903	114.9	14.694	102.9	1:20.010	89.04	1.722	09:04:53.101
4 -	22.493	115.7	28.592	14.446	114.1	14.317	103.0	1:19.848	89.22	1.560	09:06:12.949
5 -	22.254	119.8	28.128	13.761	115.1	14.346	103.8	1:18.489 (2)	90.77	0.201	09:07:31.438
6 -	22.383	119.8	28.224	13.807	114.7	14.216	103.2	1:18.630 (3)	90.60	0.342	09:08:50.068
7 -	22.078	122.4	28.221	13.695	114.7	14.294	103.5	1:18.288 (1)	91.00		09:10:08.356

P15 16		Harry LEIGH				Honda - British Talent Cup					
IDEAL LAP TIME : 1:18.558		BEST LAP TIME : 1:18.622				DIFFERENCE : 0.064					
LAP	SECTOR 1	SECTOR 2	SECTOR 3	SECTOR 4	LAP TIME	MPH	DIFF	TIME OF DAY			
1 -	OUTLAP	83.7	31.858	14.634	114.3	16.152	101.0		09:01:53.635		
2 -	23.711	96.8	30.149	14.100	116.5	15.111	103.2	1:23.071	85.76	4.449	09:03:16.706
3 -	23.601	100.1	29.720	14.098	116.9	14.676	103.8	1:22.095	86.78	3.473	09:04:38.801
4 -	22.973	106.8	29.399	14.094	117.1	14.881	102.2	1:21.347	87.58	2.725	09:06:00.148
5 -	22.990	107.0	29.508	14.226	115.9	14.674	103.5	1:21.398	87.52	2.776	09:07:21.546
6 -	22.931	109.4	29.722	14.133	117.1	15.090	102.6	1:21.876	87.01	3.254	09:08:43.422
7 -	23.024	107.5	29.437	14.073	117.3	14.733	102.1	1:21.267	87.66	2.645	09:10:04.689
8 -	22.896	106.8	29.257	14.048	116.9	14.563	98.2	1:20.764	88.21	2.142	09:11:25.453
9 -	23.091	109.1	29.083	14.482	114.9	14.385	103.8	1:21.041	87.91	2.419	09:12:46.494
10 -	22.874	111.1	28.932	14.026	116.5	14.361	103.5	1:20.193	88.84	1.571	09:14:06.687
11 -	22.708	108.4	29.218	14.025	115.9	14.498	103.5	1:20.449	88.56	1.827	09:15:27.136
12 -	22.678	111.4	29.026	14.034	115.3	14.393	102.7	1:20.131	88.91	1.509	09:16:47.267
13 -	22.610	109.1	28.729	14.036	114.7	14.396	103.2	1:19.771	89.31	1.149	09:18:07.038
14 -	22.372	115.1	28.711	13.975	116.7	14.166	103.8	1:19.224	89.93	0.602	09:19:26.262
15 -	22.438	113.3	28.545	13.870	117.1	14.243	103.8	1:19.096	90.07	0.474	09:20:45.358
16 -	22.231	113.9	28.507	13.907	115.7	14.249	105.1	1:18.894 (3)	90.30	0.272	09:22:04.252

Weather / Track : Bright / Dry

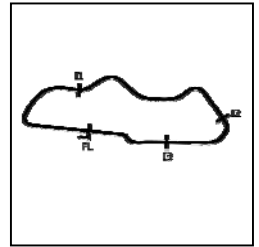
Donington Park National
Circuit Length = 1.9790 miles
Start: 09:00 Flag 09:30 End: 09:32

MCRCB BULLETIN TK002

2019 Bennetts British Superbike Championship - Datatag Round 3

2019 British Talent Cup

FREE PRACTICE 1 - SECTOR ANALYSIS



SECTOR 1 = FL to I1, SECTOR 2 = I1 to I2 SECTOR 3 = I2 to I3, SECTOR 4 = I3 to FL, DIFF = Difference To Personal Best Lap, P = Crossed Finish Line in Pit Lane, D = Time Disallowed

17 -	22.203	109.2	28.322	13.934	115.5	14.163	103.4	1:18.622 (1)	90.61		09:23:22.874
18 -	22.267	110.7	28.385	14.200	114.1	14.247	103.2	1:19.099	90.07	0.477	09:24:41.973
19 -	22.300	111.2	28.487	13.915	115.9	14.173	104.3	1:18.875 (2)	90.32	0.253	09:26:00.848
20 -	22.324	112.9	28.455	14.096	116.3	14.300	103.7	1:19.175	89.98	0.553	09:27:20.023
21 -	22.919	104.8	29.248	14.167	113.7	14.390	103.4	1:20.724	88.25	2.102	09:28:40.747
22 -	22.558	106.8	28.647	14.216	110.9	14.432	103.7	1:19.853	89.22	1.231	09:30:00.600

P16 21		Ross MAGUIRE				Honda - British Talent Cup						
IDEAL LAP TIME : 1:18.608		BEST LAP TIME : 1:18.982				DIFFERENCE : 0.374						
LAP	SECTOR 1	SECTOR 2	SECTOR 3	SECTOR 4	LAP TIME	MPH	DIFF	TIME OF DAY				
1 -	OUTLAP	81.4	32.147	14.707	111.1	15.882	99.8		09:01:52.592			
2 -	23.631	91.6	30.684	14.496	111.4	14.959	100.4	1:23.770	85.05	4.788	09:03:16.362	
3 -	23.457	92.6	29.689	14.151	112.2	14.544	101.3	1:21.841	87.05	2.859	09:04:38.203	
4 -	22.960	102.2	29.324	14.189	112.5	14.526	100.9	1:20.999	87.95	2.017	09:05:59.202	
5 -	22.755	100.4	28.934	13.995	112.7	14.292	101.3	1:19.976	89.08	0.994	09:07:19.178	
6 -	22.835	102.9	30.256	15.021	110.9	14.465	100.9	1:22.577	86.27	3.595	09:08:41.755	
7 -	22.953	98.2	29.082	14.107	112.4	14.272	100.4	1:20.414	88.59	1.432	09:10:02.169	
8 -	22.887	104.5	28.842	14.063	112.7	14.046	102.1	1:19.838	89.23	0.856	09:11:22.007	
9 -	22.824	104.2	28.712	14.015	113.7	14.181	102.4	1:19.732	89.35	0.750	09:12:41.739	
10 -	22.645	107.0	28.590	13.978	111.8	14.267	101.3	1:19.480	89.64	0.498	09:14:01.219	
11 -	22.660	106.8	28.474	13.895	112.7	14.126	100.3	1:19.155 (2)	90.00	0.173	09:15:20.374	
12 -	22.603	106.1	28.317	13.865	112.7	14.197	100.9	1:18.982 (1)	90.20		09:16:39.356	
13 -	22.504	109.1	28.616	14.166	110.7	14.438	100.7	1:19.724	89.36	0.742	09:17:59.080	
14 -	23.579	93.9	30.335	14.192	112.4	14.227	101.6	1:22.333	86.53	3.351	09:19:21.413	
15 -	22.541	108.4	28.600	14.201	110.9	14.344	99.5	1:19.686	89.40	0.704	09:20:41.099	
16 -	23.148	100.9	29.732	15.098	108.5	14.905	99.4	1:22.883	85.96	3.901	09:22:03.982	
17 -	22.916	105.6	28.612	14.079	111.6	14.428	100.6	1:20.035	89.01	1.053	09:23:24.017	
18 -	22.658	109.8	28.466	14.491	108.0	IN PIT		1:27.992 P	80.96	9.010	09:24:52.009	
19 -	OUTLAP	100.1	29.177	14.421	112.5	14.372	100.1	2:34.796	46.02	1:15.814	09:27:26.805	
20 -	22.725	108.9	28.324	14.171	110.5	14.394	100.1	1:19.614	89.48	0.632	09:28:46.419	
21 -	22.684	109.2	28.193	14.128	111.2	14.246	100.7	1:19.251 (3)	89.89	0.269	09:30:05.670	

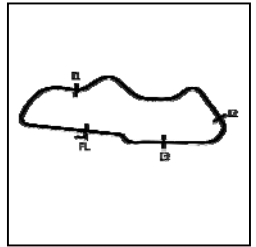
P17 8		Edward O'SHEA				Honda - British Talent Cup						
IDEAL LAP TIME : 1:18.850		BEST LAP TIME : 1:19.105				DIFFERENCE : 0.255						
LAP	SECTOR 1	SECTOR 2	SECTOR 3	SECTOR 4	LAP TIME	MPH	DIFF	TIME OF DAY				
1 -	OUTLAP	74.7	34.839	15.799	110.3	16.850	99.7		09:02:03.257			
2 -	25.323	86.9	31.318	15.012	114.3	15.131	101.0	1:26.784	82.09	7.679	09:03:30.041	
3 -	23.847	93.5	30.315	15.237	113.7	14.958	101.6	1:24.357	84.45	5.252	09:04:54.398	
4 -	23.842	95.1	30.839	14.974	114.5	14.757	101.8	1:24.412	84.40	5.307	09:06:18.810	
5 -	23.948	95.8	30.348	14.937	114.1	15.122	98.5	1:24.355	84.46	5.250	09:07:43.165	
6 -	23.932	94.7	31.407	15.045	113.1	15.173	100.9	1:25.557	83.27	6.452	09:09:08.722	
7 -	23.709	93.8	29.847	14.828	113.3	14.813	101.9	1:23.197	85.63	4.092	09:10:31.919	
8 -	23.206	98.9	29.815	15.137	112.7	14.834	101.3	1:22.992	85.84	3.887	09:11:54.911	
9 -	23.362	96.6	29.820	14.871	112.9	14.743	101.2	1:22.796	86.05	3.691	09:13:17.707	
10 -	23.112	99.7	29.482	14.609	114.3	14.472	101.5	1:21.675	87.23	2.570	09:14:39.382	
11 -	23.393	99.4	29.517	14.678	115.3	14.344	104.0	1:21.932	86.95	2.827	09:16:01.314	
12 -	22.911	106.8	28.920	14.152	117.1	14.821	102.9	1:20.804	88.17	1.699	09:17:22.118	
13 -	22.732	101.5	28.921	14.196	115.9	14.248	102.9	1:20.097	88.95	0.992	09:18:42.215	
14 -	22.512	108.0	28.765	14.328	115.9	14.098	103.8	1:19.703	89.38	0.598	09:20:01.918	
15 -	22.759	109.8	28.690	14.447	115.5	14.363	99.7	1:20.259	88.77	1.154	09:21:22.177	
16 -	22.749	108.9	28.696	14.291	115.1	14.225	104.5	1:19.961	89.10	0.856	09:22:42.138	
17 -	22.638	107.7	28.741	14.298	115.7	14.141	103.8	1:19.818	89.26	0.713	09:24:01.956	
18 -	22.532	107.0	28.797	14.238	115.9	14.117	104.0	1:19.684 (3)	89.41	0.579	09:25:21.640	
19 -	22.727	105.6	28.903	14.290	116.5	14.209	102.6	1:20.129	88.91	1.024	09:26:41.769	
20 -	22.821	109.2	28.608	14.266	116.3	14.297	102.1	1:19.992	89.06	0.887	09:28:01.761	
21 -	22.576	108.9	28.478	14.228	114.7	14.056	103.7	1:19.338 (2)	89.80	0.233	09:29:21.099	
22 -	22.293	111.6	28.692	14.023	117.3	14.097	104.5	1:19.105 (1)	90.06		09:30:40.204	

P18 5		Osian JONES				Honda - British Talent Cup						
IDEAL LAP TIME : 1:18.335		BEST LAP TIME : 1:19.114				DIFFERENCE : 0.779						
LAP	SECTOR 1	SECTOR 2	SECTOR 3	SECTOR 4	LAP TIME	MPH	DIFF	TIME OF DAY				
1 -	OUTLAP	96.6	31.144	14.207	117.5	15.991	101.6				09:01:47.133	

Weather / Track : Bright / Dry

Donington Park National
Circuit Length = 1.9790 miles
Start: 09:00 Flag 09:30 End: 09:32

FREE PRACTICE 1 - SECTOR ANALYSIS



SECTOR 1 = FL to I1, SECTOR 2 = I1 to I2 SECTOR 3 = I2 to I3, SECTOR 4 = I3 to FL, DIFF = Difference To Personal Best Lap, P = Crossed Finish Line in Pit Lane, D = Time Disallowed

2 -	23.293	105.3	29.140	13.899	115.7	15.361	101.8	1:21.693	87.21	2.579	09:03:08.826	
3 -	22.978	105.5	29.008	14.071	114.9	14.974	101.2	1:21.031	87.92	1.917	09:04:29.857	
4 -	22.929	109.1	28.690	13.864	117.5	14.914	101.3	1:20.397	88.61	1.283	09:05:50.254	
5 -	22.849	111.2	28.631	13.955	116.7	14.650	104.0	1:20.085	88.96	0.971	09:07:10.339	
6 -	22.507	111.2	28.621	13.969	115.9	14.573	102.7	1:19.670	89.42	0.556	09:08:30.009	
7 -	22.833	107.5	28.848	14.103	112.5	14.757	101.3	1:20.541	88.45	1.427	09:09:50.550	
8 -	22.859	110.7	28.703	14.044	114.9	14.642	101.9	1:20.248	88.78	1.134	09:11:10.798	
9 -	23.161	103.8	31.182	15.302	96.2	IN PIT		1:30.305	P	78.89	11.191	09:12:41.103
10 -	OUTLAP	97.1	30.630	14.175	112.9	14.711	101.0	3:19.893	35.64	2:00.779	09:16:00.996	
11 -	22.913	111.1	28.921	14.351	111.4	14.522	100.3	1:20.707	88.27	1.593	09:17:21.703	
12 -	22.534	112.2	28.498	14.008	114.1	14.454	102.4	1:19.494	89.62	0.380	09:18:41.197	
13 -	22.387	113.7	28.495	14.105	112.7	14.424	101.8	1:19.411	89.71	0.297	09:20:00.608	
14 -	22.517	112.7	28.149	14.056	112.9	14.411	100.9	1:19.133	(3)	90.03	0.019	09:21:19.741
15 -	22.310	113.5	28.200	14.133	112.5	14.522	100.6	1:19.165	89.99	0.051	09:22:38.906	
16 -	22.468	114.9	28.016	14.122	113.1	14.525	103.2	1:19.131	(2)	90.03	0.017	09:23:58.037
17 -	22.396	115.1	29.908	14.489	112.7	14.569	101.3	1:21.362	87.56	2.248	09:25:19.399	
18 -	22.388	112.2	28.568	14.453	110.7	14.744	99.5	1:20.153	88.88	1.039	09:26:39.552	
19 -	22.960	100.4	29.308	14.055	114.3	14.353	101.0	1:20.676	88.31	1.562	09:28:00.228	
20 -	22.306	111.8	28.321	14.338	111.4	14.149	100.6	1:19.114	(1)	90.05		09:29:19.342
21 -	22.699	104.5	29.305	14.111	112.9	14.519	100.4	1:20.634	88.35	1.520	09:30:39.976	

P19 6 Jamie LYONS Honda - British Talent Cup

IDEAL LAP TIME : 1:19.115 BEST LAP TIME : 1:19.241 DIFFERENCE : 0.126

LAP	SECTOR 1	SECTOR 2	SECTOR 3	SECTOR 4	LAP TIME	MPH	DIFF	TIME OF DAY				
1 -	OUTLAP	81.5	33.316	14.935	115.7	15.734	101.9				09:01:52.137	
2 -	23.591	93.4	30.899	14.696	114.3	14.567	101.6	1:23.753	85.06	4.512	09:03:15.890	
3 -	23.579	97.8	29.632	14.231	113.7	14.444	100.6	1:21.886	(3)	87.00	2.645	09:04:37.776
4 -	23.044	100.6	29.266	14.043	114.7	14.600	100.6	1:20.953	(2)	88.00	1.712	09:05:58.729
5 -	22.799	100.9	28.421	13.982	114.7	14.039	101.6	1:19.241	(1)	89.91		09:07:17.970
6 -	OUTLAP	81.2	33.574	16.283	93.5	IN PIT		21:46.990	P	5.45	20:27.749	09:29:04.960

P20 12 Torin COLLINS Honda - British Talent Cup

IDEAL LAP TIME : 1:18.920 BEST LAP TIME : 1:19.620 DIFFERENCE : 0.700

LAP	SECTOR 1	SECTOR 2	SECTOR 3	SECTOR 4	LAP TIME	MPH	DIFF	TIME OF DAY				
1 -	OUTLAP	72.7	34.772	15.469	107.8	16.720	100.6				09:02:06.921	
2 -	25.489	82.1	31.758	15.046	113.7	15.624	101.3	1:27.917	81.03	8.297	09:03:34.838	
3 -	24.832	88.5	30.984	14.839	112.7	15.543	101.5	1:26.198	82.65	6.578	09:05:01.036	
4 -	24.344	92.5	30.762	14.637	114.3	15.200	100.9	1:24.943	83.87	5.323	09:06:25.979	
5 -	24.065	91.4	30.251	14.331	115.1	14.894	102.1	1:23.541	85.28	3.921	09:07:49.520	
6 -	24.166	90.5	30.695	14.407	115.1	15.132	101.8	1:24.400	84.41	4.780	09:09:13.920	
7 -	23.750	96.8	30.223	14.173	114.7	15.387	102.2	1:23.533	85.29	3.913	09:10:37.453	
8 -	23.570	100.9	29.814	14.792	114.1	15.096	100.9	1:23.272	85.55	3.652	09:12:00.725	
9 -	23.785	89.1	30.117	14.572	114.3	14.994	100.4	1:23.468	85.35	3.848	09:13:24.193	
10 -	23.145	99.5	29.430	14.456	114.1	14.962	100.4	1:21.993	86.89	2.373	09:14:46.186	
11 -	23.476	93.5	29.803	14.470	114.3	15.245	98.6	1:22.994	85.84	3.374	09:16:09.180	
12 -	23.534	92.6	29.837	14.076	115.1	14.924	100.1	1:22.371	86.49	2.751	09:17:31.551	
13 -	22.825	101.6	29.275	14.310	114.3	14.523	100.7	1:20.933	88.03	1.313	09:18:52.484	
14 -	22.742	103.8	29.198	14.059	117.7	14.527	104.2	1:20.526	88.47	0.906	09:20:13.010	
15 -	22.574	99.8	29.021	14.245	115.3	14.399	102.1	1:20.239	88.79	0.619	09:21:33.249	
16 -	22.759	99.4	28.983	14.377	113.3	14.963	102.4	1:21.082	87.86	1.462	09:22:54.331	
17 -	22.594	101.9	28.923	14.259	115.5	14.122	105.1	1:19.898	89.17	0.278	09:24:14.229	
18 -	22.772	104.6	28.693	13.898	114.1	14.353	104.3	1:19.716	(3)	89.37	0.096	09:25:33.945
19 -	22.656	102.7	28.729	14.080	117.1	14.342	102.9	1:19.807	89.27	0.187	09:26:53.752	
20 -	22.738	97.6	29.140	14.695	111.4	15.124	100.4	1:21.697	87.20	2.077	09:28:15.449	
21 -	22.470	104.2	28.749	13.884	113.9	14.545	101.6	1:19.648	(2)	89.45	0.028	09:29:35.097
22 -	22.671	104.0	28.444	13.911	113.7	14.594	101.0	1:19.620	(1)	89.48		09:30:54.717

P21 17 Zak SHELTON Honda - British Talent Cup

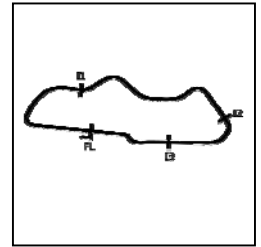
IDEAL LAP TIME : 1:19.517 BEST LAP TIME : 1:19.646 DIFFERENCE : 0.129

LAP	SECTOR 1	SECTOR 2	SECTOR 3	SECTOR 4	LAP TIME	MPH	DIFF	TIME OF DAY			
1 -	OUTLAP	70.4	35.776	15.725	109.4	16.841	100.7				09:02:04.616
2 -	24.896	83.2	32.359	14.846	113.1	15.705	100.7	1:27.806	81.14	8.160	09:03:32.422

Weather / Track : Bright / Dry

Donington Park National
Circuit Length = 1.9790 miles
Start: 09:00 Flag 09:30 End: 09:32

FREE PRACTICE 1 - SECTOR ANALYSIS



SECTOR 1 = FL to I1, SECTOR 2 = I1 to I2 SECTOR 3 = I2 to I3, SECTOR 4 = I3 to FL, DIFF = Difference To Personal Best Lap, P = Crossed Finish Line in Pit Lane, D = Time Disallowed

3 -	24.704	89.9	31.206	14.937	112.9	15.623	101.3	1:26.470	82.39	6.824	09:04:58.892
4 -	24.226	86.8	31.240	14.895	113.7	15.247	101.3	1:25.608	83.22	5.962	09:06:24.500
5 -	24.157	89.7	30.698	14.587	113.9	15.309	101.2	1:24.751	84.06	5.105	09:07:49.251
6 -	23.891	92.3	30.932	14.506	113.1	14.992	101.5	1:24.321	84.49	4.675	09:09:13.572
7 -	23.706	98.1	30.260	14.468	113.7	15.150	100.9	1:23.584	85.23	3.938	09:10:37.156
8 -	23.156	101.0	30.332	15.120	111.4	15.812	100.6	1:24.420	84.39	4.774	09:12:01.576
9 -	24.109	94.5	30.134	14.352	114.9	15.164	100.9	1:23.759	85.06	4.113	09:13:25.335
10 -	23.162	101.8	29.262	14.228	115.5	14.732	102.6	1:21.384	87.54	1.738	09:14:46.719
11 -	23.174	97.6	30.279	14.296	115.3	14.685	102.1	1:22.434	86.42	2.788	09:16:09.153
12 -	23.315	97.2	30.348	14.551	114.5	14.730	102.9	1:22.944	85.89	3.298	09:17:32.097
13 -	22.648	107.0	29.292	14.214	116.5	14.582	101.6	1:20.736	88.24	1.090	09:18:52.833
14 -	22.977	102.9	29.285	14.231	116.3	14.379	104.2	1:20.872	88.09	1.226	09:20:13.705
15 -	22.728	101.5	29.113	14.217	115.1	14.153	102.6	1:20.211	88.82	0.565	09:21:33.916
16 -	22.587	103.2	28.890	14.186	114.5	14.534	102.7	1:20.197	88.83	0.551	09:22:54.113
17 -	22.575	103.5	28.897	14.275	113.5	14.297	103.0	1:20.044	(3) 89.00	0.398	09:24:14.157
18 -	22.598	105.5	28.774	14.069	113.3	14.220	102.9	1:19.661	(2) 89.43	0.015	09:25:33.818
19 -	22.601	108.4	28.871	14.015	114.7	14.159	102.2	1:19.646	(1) 89.45		09:26:53.464
20 -	22.853	101.0	29.141	15.046	108.2	15.122	102.7	1:22.162	86.71	2.516	09:28:15.626
21 -	23.114	102.2	30.389	15.005	111.2	14.835	100.4	1:23.343	85.48	3.697	09:29:38.969
22 -	23.227	108.5	29.742	14.678	109.6	14.986	101.0	1:22.633	86.22	2.987	09:31:01.602

P22	24	George HOPPER						Honda - British Talent Cup			
IDEAL LAP TIME : 1:20.978		BEST LAP TIME : 1:21.281				DIFFERENCE : 0.303					
LAP	SECTOR 1	SECTOR 2	SECTOR 3	SECTOR 4	LAP TIME	MPH	DIFF	TIME OF DAY			
1 -	OUTLAP	75.3	35.544	16.070	109.2	17.202	98.8		09:02:07.768		
2 -	25.415	85.5	31.686	14.680	114.1	15.945	99.8	1:27.726	81.21	6.445	09:03:35.494
3 -	24.602	90.5	31.089	14.599	113.7	15.563	100.9	1:25.853	82.98	4.572	09:05:01.347
4 -	24.237	94.1	30.924	14.695	113.9	14.950	102.1	1:24.806	84.01	3.525	09:06:26.153
5 -	24.189	92.9	30.541	14.469	113.3	14.808	100.6	1:24.007	84.81	2.726	09:07:50.160
6 -	24.128	89.8	30.508	14.279	115.1	15.214	100.6	1:24.129	84.68	2.848	09:09:14.289
7 -	23.717	95.7	30.235	14.229	114.1	15.392	101.2	1:23.573	85.25	2.292	09:10:37.862
8 -	23.746	94.9	29.770	14.621	114.7	15.477	100.0	1:23.614	85.20	2.333	09:12:01.476
9 -	23.892	93.4	30.134	14.507	112.5	15.264	98.3	1:23.797	85.02	2.516	09:13:25.273
10 -	23.644	97.2	29.559	14.570	112.5	14.990	100.0	1:22.763	86.08	1.482	09:14:48.036
11 -	23.810	95.5	29.806	14.451	113.3	14.861	99.8	1:22.928	85.91	1.647	09:16:10.964
12 -	23.758	96.0	30.230	14.510	112.2	15.014	99.8	1:23.512	85.31	2.231	09:17:34.476
13 -	23.691	93.8	30.227	14.598	112.7	15.129	100.4	1:23.645	85.17	2.364	09:18:58.121
14 -	23.514	93.9	30.013	14.802	112.2	15.161	99.2	1:23.490	85.33	2.209	09:20:21.611
15 -	23.865	92.0	30.323	14.610	112.0	15.271	98.2	1:24.069	84.74	2.788	09:21:45.680
16 -	23.986	95.0	29.874	14.640	112.4	15.231	97.5	1:23.731	85.08	2.450	09:23:09.411
17 -	24.054	92.0	30.188	14.504	112.4	15.264	99.2	1:24.010	84.80	2.729	09:24:33.421
18 -	23.433	92.9	29.540	14.407	112.4	15.116	99.7	1:22.496	(3) 86.36	1.215	09:25:55.917
19 -	23.919	89.4	29.984	14.865	110.9	15.270	98.6	1:24.038	84.77	2.757	09:27:19.955
20 -	23.402	101.0	29.137	14.080	114.9	14.911	100.4	1:21.530	(2) 87.38	0.249	09:28:41.485
21 -	23.001	102.4	29.217	14.303	112.7	14.760	100.1	1:21.281	(1) 87.65		09:30:02.766

MCRCB BULLETIN TK003

2019 Bennetts British Superbike Championship - Datatag Round 3

2019 British Talent Cup

FREE PRACTICE 1 - BEST SECTORS

SECTOR 1				SECTOR 2				SECTOR 3				SECTOR 4				IDEAL / BEST COMPARISON		
POS	NO	NAME	TIME	NO	NAME	TIME	NO	NAME	TIME	NO	NAME	TIME	NO	NAME	IDEAL	BEST	DIFF	
															PERFECT LAP 1:15.092			
1	7	ATKINS	21.494	23	HORSMAN	26.857	7	ATKINS	13.251	22	SEABRIG	13.490	1	23	HORSMAN	1:15.275	1:15.710	0.435
2	23	HORSMAN	21.540	4	OGDEN	26.899	4	OGDEN	13.286	23	HORSMAN	13.528	2	7	ATKINS	1:15.309	1:15.635	0.326
3	22	SEABRIG	21.583	7	ATKINS	26.997	23	HORSMAN	13.350	7	ATKINS	13.567	3	4	OGDEN	1:15.502	1:15.626	0.124
4	4	OGDEN	21.585	22	SEABRIG	27.044	2	NIXON	13.353	20	SWANN	13.616	4	22	SEABRIGHT	1:15.600	1:15.856	0.256
5	2	NIXON	21.598	2	NIXON	27.213	9	HART	13.466	19	FARRER	13.657	5	2	NIXON	1:15.896	1:16.529	0.633
6	15	IRWIN	21.678	19	FARRER	27.219	22	SEABRIG	13.483	4	OGDEN	13.732	6	19	FARRER	1:16.215	1:16.387	0.172
7	19	FARRER	21.699	15	IRWIN	27.295	10	HART	13.598	2	NIXON	13.732	7	15	IRWIN	1:16.362	1:16.680	0.318
8	10	HART	21.875	9	HART	27.477	15	IRWIN	13.631	15	IRWIN	13.758	8	9	HART	1:16.746	1:17.276	0.530
9	9	HART	21.902	10	HART	27.560	18	DAVIS	13.632	3	PINSON	13.774	9	10	HART	1:16.881	1:16.952	0.071
10	3	PINSON	21.974	3	PINSON	27.618	19	FARRER	13.640	10	HART	13.848	10	3	PINSON	1:17.072	1:17.120	0.048
11	18	DAVIS	21.976	18	DAVIS	27.625	13	CLARIDG	13.695	9	HART	13.901	11	18	DAVIS	1:17.148	1:17.446	0.298
12	13	CLARIDG	22.078	20	SWANN	27.818	3	PINSON	13.706	18	DAVIS	13.915	12	20	SWANN	1:17.392	1:17.615	0.223
13	14	TINKER	22.089	14	TINKER	27.842	14	TINKER	13.791	14	TINKER	14.018	13	14	TINKER	1:17.740	1:17.740	0.000
14	20	SWANN	22.131	5	JONES	28.016	20	SWANN	13.827	6	LYONS	14.039	14	13	CLARIDGE	1:18.117	1:18.288	0.171
15	16	LEIGH	22.203	13	CLARIDG	28.128	5	JONES	13.864	21	MAGUIRE	14.046	15	5	JONES	1:18.335	1:19.114	0.779
16	8	O'SHEA	22.293	21	MAGUIRE	28.193	21	MAGUIRE	13.865	8	O'SHEA	14.056	16	16	LEIGH	1:18.558	1:18.622	0.064
17	5	JONES	22.306	16	LEIGH	28.322	16	LEIGH	13.870	12	COLLINS	14.122	17	21	MAGUIRE	1:18.608	1:18.982	0.374
18	12	COLLINS	22.470	6	LYONS	28.421	12	COLLINS	13.884	5	JONES	14.149	18	8	O'SHEA	1:18.850	1:19.105	0.255
19	21	MAGUIRE	22.504	12	COLLINS	28.444	6	LYONS	13.982	17	SHELTON	14.153	19	12	COLLINS	1:18.920	1:19.620	0.700
20	17	SHELTON	22.575	8	O'SHEA	28.478	17	SHELTON	14.015	16	LEIGH	14.163	20	6	LYONS	1:19.115	1:19.241	0.126
21	6	LYONS	22.673	17	SHELTON	28.774	8	O'SHEA	14.023	13	CLARIDG	14.216	21	17	SHELTON	1:19.517	1:19.646	0.129
22	24	HOPPER	23.001	24	HOPPER	29.137	24	HOPPER	14.080	24	HOPPER	14.760	22	24	HOPPER	1:20.978	1:21.281	0.303

Weather / Track : Bright / Dry

Results can be found at www.tsl-timing.com

Donington Park National
 Circuit Length = 1.9790 miles
 Start: 09:00 Flag 09:30 End: 09:32

Printed - 09:34 Friday, 24 May 2019

MCRCB BULLETIN TK004**2019 Bennetts British Superbike Championship - Datatag Round 3****2019 British Talent Cup****FREE PRACTICE 1 - BEST SPEEDS**

POS	INTERMEDIATE 1		INTERMEDIATE 2		INTERMEDIATE 3		FINISH LINE				
	NO	NAME	MPH	NO	NAME	MPH	NO	NAME	MPH		
1	7	ATKINS	124.0			7	ATKINS	120.9	19	FARRER	107.2
2	13	CLARIDGE	122.4			2	NIXON	120.9	7	ATKINS	106.8
3	23	HORSMAN	121.7			22	SEABRIGHT	119.6	2	NIXON	106.3
4	19	FARRER	121.3			19	FARRER	119.6	4	OGDEN	105.6
5	22	SEABRIGHT	120.2			23	HORSMAN	118.9	20	SWANN	105.5
6	4	OGDEN	119.8			10	HART	118.9	18	DAVIS	105.3
7	2	NIXON	119.8			18	DAVIS	118.9	23	HORSMAN	105.1
8	15	IRWIN	118.9			4	OGDEN	118.7	14	TINKER	105.1
9	3	PINSON	118.7			9	HART	118.5	16	LEIGH	105.1
10	9	HART	118.5			3	PINSON	118.1	12	COLLINS	105.1
11	18	DAVIS	117.9			15	IRWIN	117.9	9	HART	105.0
12	20	SWANN	117.7			12	COLLINS	117.7	22	SEABRIGHT	104.8
13	16	LEIGH	115.1			14	TINKER	117.5	10	HART	104.8
14	5	JONES	115.1			5	JONES	117.5	15	IRWIN	104.5
15	14	TINKER	114.9			16	LEIGH	117.3	3	PINSON	104.5
16	10	HART	113.7			8	O'SHEA	117.3	8	O'SHEA	104.5
17	8	O'SHEA	111.6			20	SWANN	117.1	17	SHELTON	104.2
18	21	MAGUIRE	109.8			17	SHELTON	116.5	5	JONES	104.0
19	17	SHELTON	108.5			13	CLARIDGE	116.1	13	CLARIDGE	103.8
20	12	COLLINS	104.6			6	LYONS	115.7	21	MAGUIRE	102.4
21	6	LYONS	104.3			24	HOPPER	115.1	24	HOPPER	102.1
22	24	HOPPER	102.4			21	MAGUIRE	113.7	6	LYONS	101.9

Weather / Track : Bright / Dry

Results can be found at www.tsl-timing.comDonington Park National
Circuit Length = 1.9790 miles
Start: 09:00 Flag 09:30 End: 09:32

Printed - 09:34 Friday, 24 May 2019

MCRCB BULLETIN TK005

2019 Bennetts British Superbike Championship - Datatag Round 3

2019 British Talent Cup

FREE PRACTICE 1 - STATISTICS

Competitors Started 22
Planned Start 2019-05-24 @ 09:00:00.000
Actual Start 2019-05-24 @ 09:00:00.367
Finish Time 2019-05-24 @ 09:30:00.367
Track Length 1.9790mi.
Total Laps 456
Total Distance Covered 902.4546mi.

Session Fastest Lap History

NO	NAME	LAP TIME	TIME OF DAY	LAP	VEHICLE
15	Rhys IRWIN	1:20.312	09:03:06.468	2	Honda
23	Cameron HORSMAN	1:19.162	09:03:30.370	2	Honda
22	Fenton SEABRIGHT	1:18.522	09:04:29.387	3	Honda
23	Cameron HORSMAN	1:17.722	09:04:48.093	3	Honda
23	Cameron HORSMAN	1:17.278	09:06:05.370	4	Honda
23	Cameron HORSMAN	1:17.231	09:09:58.162	7	Honda
23	Cameron HORSMAN	1:16.804	09:11:14.965	8	Honda
23	Cameron HORSMAN	1:16.608	09:12:31.573	9	Honda
7	Charlie ATKINS	1:16.571	09:14:55.898	11	Honda
23	Cameron HORSMAN	1:15.995	09:15:04.229	11	Honda
23	Cameron HORSMAN	1:15.710	09:26:29.564	20	Honda
7	Charlie ATKINS	1:15.650	09:26:30.212	20	Honda
4	Scott OGDEN	1:15.626	09:27:45.480	21	Honda

Flag History

TYPE	TIME OF DAY
GREEN	09:00:00.367
FINISH	09:30:00.367

Flag Statistics

TYPE	COUNT	TOTAL LAPS	TOTAL TIME
Green	1	23	32:04.666
Red	0	0	0.000
Safety Car	0	0	0.000
FCY	0	0	0.000

Weather / Track : Bright / Dry

These results are provisional until the conclusion of any judicial and technical matters.

Donington Park National
Circuit Length = 1.9790 miles
Start: 09:00 Flag 09:30 End: 09:32

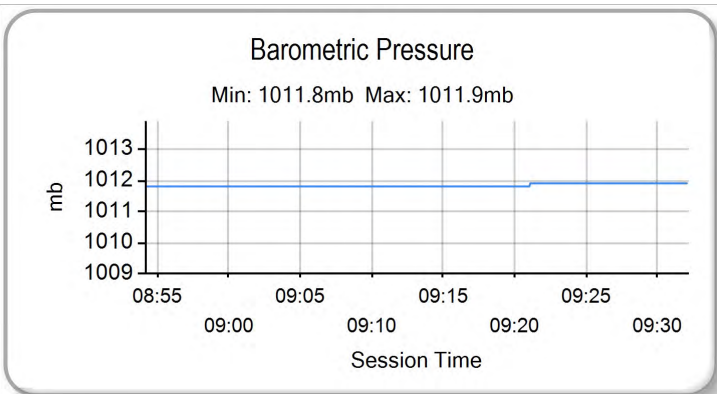
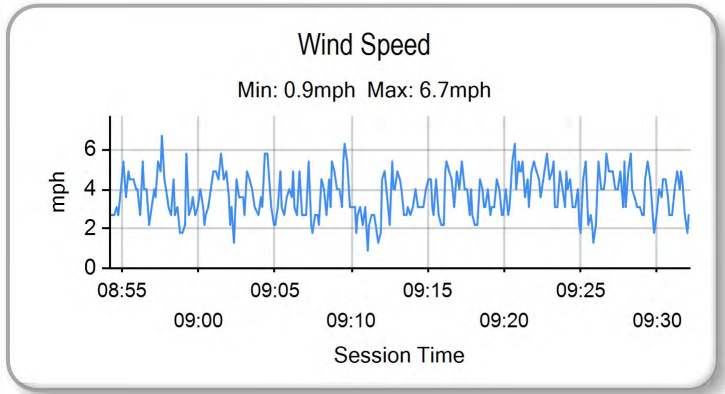
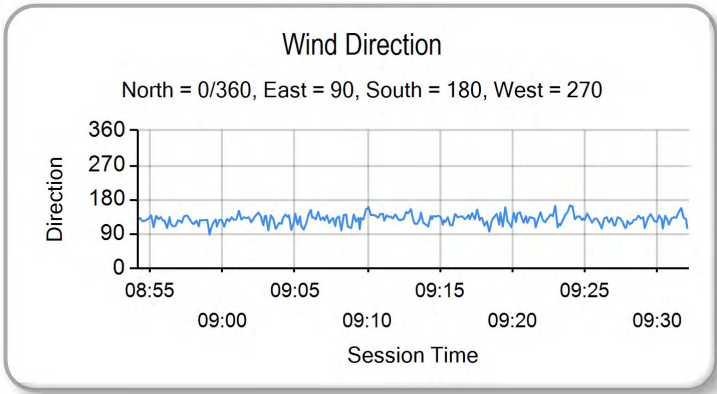
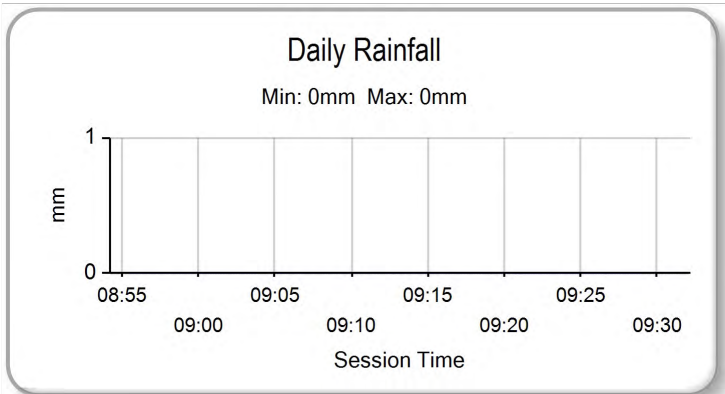
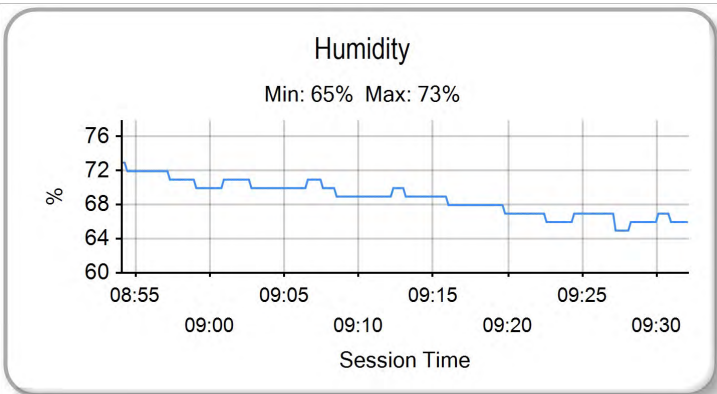
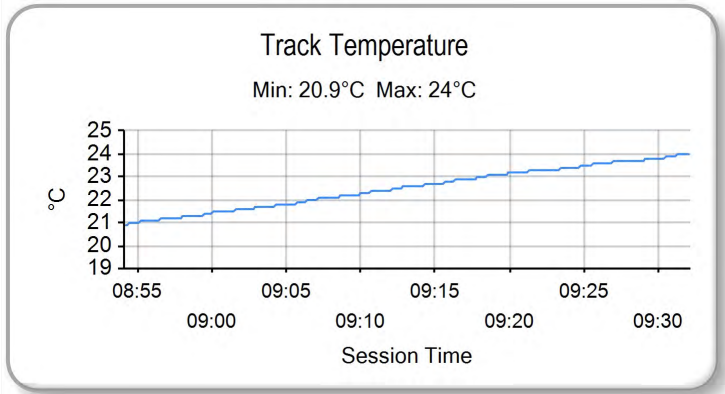
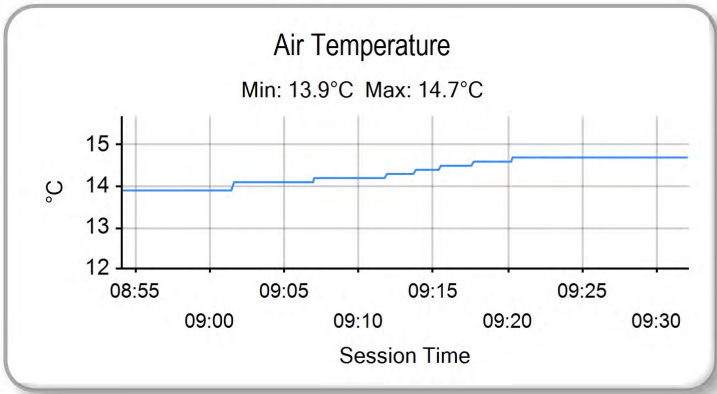
Race Director :	Stewards :	Timekeeper :
-----------------	------------	--------------

MCRCB BULLETIN TK006

2019 Bennetts British Superbike Championship - Datatag Round 3

2019 British Talent Cup

FREE PRACTICE 1 - WEATHER CONDITIONS



Weather / Track : Bright / Dry

Donington Park National
Circuit Length = 1.9790 miles
Start: 09:00 Flag 09:30 End: 09:32

Results can be found at www.tsl-timing.com

Printed - 09:35 Friday, 24 May 2019

FREE PRACTICE 2 - CLASSIFICATION

POS	NO	NAME	NAT	ENTRY	TIME	ON	LAPS	GAP	DIFF	MPH
1	23	Cameron HORSMAN	GBR	Honda - British Talent Cup	1:15.109	20	24			94.85
2	19	Charlie FARRER	GBR	Honda - British Talent Cup	1:15.329	16	23	0.220	0.220	94.58
3	4	Scott OGDEN	GBR	Honda - British Talent Cup	1:15.406	22	22	0.297	0.077	94.48
4	22	Fenton SEABRIGHT	GBR	Honda - British Talent Cup	1:15.597	16	22	0.488	0.191	94.24
5	2	Jack NIXON	GBR	Honda - British Talent Cup	1:15.616	23	23	0.507	0.019	94.22
6	7	Charlie ATKINS	GBR	Honda - British Talent Cup	1:15.777	21	22	0.668	0.161	94.02
7	15	Rhys IRWIN	IRL	Honda - British Talent Cup	1:16.171	16	23	1.062	0.394	93.53
8	3	Elliot PINSON	GBR	Honda - British Talent Cup	1:16.295	15	22	1.186	0.124	93.38
9	10	Jack HART	GBR	Honda - British Talent Cup	1:16.429	18	21	1.320	0.134	93.21
10	8	Edward O'SHEA	GBR	Honda - British Talent Cup	1:16.465	22	23	1.356	0.036	93.17
11	9	Brian HART	GBR	Honda - British Talent Cup	1:16.543	12	22	1.434	0.078	93.08
12	20	Scott SWANN	GBR	Honda - British Talent Cup	1:16.648	20	22	1.539	0.105	92.95
13	18	Jamie DAVIS	GBR	Honda - British Talent Cup	1:16.688	23	23	1.579	0.040	92.90
14	5	Osian JONES	GBR	Honda - British Talent Cup	1:16.695	7	22	1.586	0.007	92.89
15	13	Harvey CLARIDGE	GBR	Honda - British Talent Cup	1:16.788	7	22	1.679	0.093	92.78
16	6	Jamie LYONS	IRL	Honda - British Talent Cup	1:17.131	21	22	2.022	0.343	92.37
17	12	Torin COLLINS	GBR	Honda - British Talent Cup	1:17.214	23	23	2.105	0.083	92.27
18	14	Corey TINKER	GBR	Honda - British Talent Cup	1:17.269	18	21	2.160	0.055	92.20
19	21	Ross MAGUIRE	GBR	Honda - British Talent Cup	1:17.696	17	23	2.587	0.427	91.69
20	16	Harry LEIGH	GBR	Honda - British Talent Cup	1:17.708	18	23	2.599	0.012	91.68
21	17	Zak SHELTON	GBR	Honda - British Talent Cup	1:17.904	23	23	2.795	0.196	91.45
22	24	George HOPPER	GBR	Honda - British Talent Cup	1:18.711	16	22	3.602	0.807	90.51

QUALIFYING LAPTIME (107.0% of 1:15.109) = 1:20.366

Weather / Track : Bright / Dry

These results are provisional until the conclusion of any judicial and technical matters.

Donington Park National
Circuit Length = 1.9790 miles
Start: 14:00 Flag 14:30 End: 14:32

Race Director :	Stewards :	Timekeeper :
-----------------	------------	--------------

Results can be found at www.britishsuperbike.com

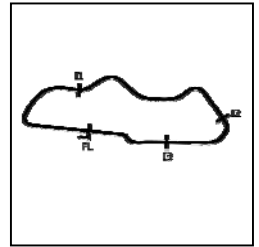
Printed - 14:32 Friday, 24 May 2019

MCRCB BULLETIN TK038

2019 Bennetts British Superbike Championship - Datatag Round 3

2019 British Talent Cup

FREE PRACTICE 2 - SECTOR ANALYSIS



SECTOR 1 = FL to I1, SECTOR 2 = I1 to I2 SECTOR 3 = I2 to I3, SECTOR 4 = I3 to FL, DIFF = Difference To Personal Best Lap, P = Crossed Finish Line in Pit Lane, D = Time Disallowed

P1 23		Cameron HORSMAN				Honda - British Talent Cup					
IDEAL LAP TIME : 1:14.731		BEST LAP TIME : 1:15.109		DIFFERENCE : 0.378							
LAP	SECTOR 1	SECTOR 2	SECTOR 3	SECTOR 4	LAP TIME	MPH	DIFF	TIME OF DAY			
1 -	OUTLAP	86.9	30.509	13.908	113.7	14.300	102.6		14:02:10.027		
2 -	22.020	116.9	27.442	13.682	115.5	13.978	103.0	1:17.122	92.38	2.013	14:03:27.149
3 -	21.780	118.7	27.203	13.481	116.7	13.728	104.0	1:16.192	93.50	1.083	14:04:43.341
4 -	21.684	118.9	26.900	13.511	116.7	13.733	103.0	1:15.828	93.95	0.719	14:05:59.169
5 -	21.640	120.2	27.082	13.722	115.5	13.833	104.0	1:16.277	93.40	1.168	14:07:15.446
6 -	21.637	117.1	26.978	13.441	117.7	13.613	105.6	1:15.669	94.15	0.560	14:08:31.115
7 -	21.598	120.6	26.897	13.371	118.1	13.683	103.8	1:15.549	94.30	0.440	14:09:46.664
8 -	21.615	120.2	26.941	13.361	117.9	13.687	104.3	1:15.604	94.23	0.495	14:11:02.268
9 -	21.624	120.4	27.028	13.860	115.3	13.554	104.6	1:16.066	93.66	0.957	14:12:18.334
10 -	21.415	120.6	27.189	13.564	119.8	14.569	104.5	1:16.737	92.84	1.628	14:13:35.071
11 -	21.454	119.1	27.158	13.594	116.3	13.631	104.6	1:15.837	93.94	0.728	14:14:50.908
12 -	21.588	118.5	26.884	13.343	117.5	13.620	105.1	1:15.435	94.44	0.326	14:16:06.343
13 -	21.444	120.4	26.823	13.296	119.1	13.971	107.2	1:15.534	94.32	0.425	14:17:21.877
14 -	21.834	113.5	27.013	13.419	116.3	13.472	104.3	1:15.738	94.06	0.629	14:18:37.615
15 -	21.577	121.3	26.937	13.432	116.3	13.625	104.3	1:15.571	94.27	0.462	14:19:53.186
16 -	21.533	118.1	26.665	13.428	116.9	13.516	104.5	1:15.142 (2)	94.81	0.033	14:21:08.328
17 -	21.602	119.4	26.833	13.446	117.3	13.548	104.6	1:15.429	94.45	0.320	14:22:23.757
18 -	21.535	119.1	26.766	13.359	116.9	13.549	105.3	1:15.209 (3)	94.73	0.100	14:23:38.966
19 -	21.429	121.1	26.891	13.379	117.5	13.749	103.5	1:15.448	94.43	0.339	14:24:54.414
20 -	21.609	120.2	26.548	13.394	116.7	13.558	104.3	1:15.109 (1)	94.85		14:26:09.523
21 -	21.648	120.6	26.850	13.484	115.9	13.706	103.5	1:15.688	94.13	0.579	14:27:25.211
22 -	21.550	122.9	26.732	13.484	114.9	13.753	103.2	1:15.519	94.34	0.410	14:28:40.730
23 -	21.585	120.4	26.555	13.586	115.5	13.580	104.5	1:15.306	94.60	0.197	14:29:56.036
24 -	21.575	121.3	26.710	13.370	117.1	13.558	104.5	1:15.213	94.72	0.104	14:31:11.249

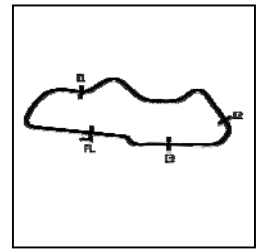
P2 19		Charlie FARRER				Honda - British Talent Cup					
IDEAL LAP TIME : 1:15.164		BEST LAP TIME : 1:15.329		DIFFERENCE : 0.165							
LAP	SECTOR 1	SECTOR 2	SECTOR 3	SECTOR 4	LAP TIME	MPH	DIFF	TIME OF DAY			
1 -	OUTLAP	104.6	28.956	13.788	116.7	14.078	103.4		14:01:39.151		
2 -	21.943	118.9	27.675	13.676	117.5	13.701	106.1	1:16.995	92.53	1.666	14:02:56.146
3 -	21.848	116.7	28.381	13.784	116.5	13.827	102.7	1:17.840	91.52	2.511	14:04:13.986
4 -	21.721	120.9	27.214	13.680	115.7	13.692	103.0	1:16.307	93.36	0.978	14:05:30.293
5 -	21.746	118.7	27.287	13.886	114.3	13.791	102.6	1:16.710	92.87	1.381	14:06:47.003
6 -	21.721	119.1	27.112	13.763	115.1	13.793	102.4	1:16.389	93.26	1.060	14:08:03.392
7 -	21.908	120.6	27.189	13.714	115.9	13.812	101.3	1:16.623	92.98	1.294	14:09:20.015
8 -	21.881	120.0	27.327	13.650	115.7	13.623	102.4	1:16.481	93.15	1.152	14:10:36.496
9 -	21.772	119.1	27.108	13.818	114.3	13.733	101.5	1:16.431	93.21	1.102	14:11:52.927
10 -	21.916	118.9	26.892	13.750	114.5	13.563	102.2	1:16.121	93.59	0.792	14:13:09.048
11 -	25.492	96.5	32.098	15.775	92.9	IN PIT		1:33.973 P	75.81	18.644	14:14:43.021
12 -	OUTLAP	114.5	27.577	13.715	117.3	13.654	104.5	1:42.609	69.43	27.280	14:16:25.630
13 -	21.895	120.4	27.072	13.601	115.9	13.541	104.6	1:16.109	93.61	0.780	14:17:41.739
14 -	21.538	121.1	27.238	13.588	116.5	13.567	104.0	1:15.931	93.83	0.602	14:18:57.670
15 -	21.675	120.4	26.984	13.707	116.5	13.540	104.5	1:15.906	93.86	0.577	14:20:13.576
16 -	21.586	120.0	26.797	13.577	116.9	13.369	105.3	1:15.329 (1)	94.58		14:21:28.905
17 -	21.556	121.1	27.034	13.601	116.7	13.533	104.8	1:15.724 (2)	94.08	0.395	14:22:44.629
18 -	21.432	120.4	27.537	13.643	120.2	13.654	104.0	1:16.266	93.41	0.937	14:24:00.895
19 -	21.421	122.6	27.572	13.773	118.3	14.015	104.2	1:16.781	92.79	1.452	14:25:17.676
20 -	21.919	120.0	27.563	13.903	118.1	13.602	102.4	1:16.987	92.54	1.658	14:26:34.663
21 -	21.763	119.6	27.392	13.971	114.9	13.792	102.4	1:16.918	92.62	1.589	14:27:51.581
22 -	21.907	116.9	27.273	13.829	115.5	13.989	104.2	1:16.998	92.53	1.669	14:29:08.579
23 -	21.766	121.3	26.898	13.633	116.3	13.507	104.3	1:15.804 (3)	93.98	0.475	14:30:24.383

P3 4		Scott OGDEN				Honda - British Talent Cup					
IDEAL LAP TIME : 1:14.858		BEST LAP TIME : 1:15.406		DIFFERENCE : 0.548							
LAP	SECTOR 1	SECTOR 2	SECTOR 3	SECTOR 4	LAP TIME	MPH	DIFF	TIME OF DAY			
1 -	OUTLAP	96.4	29.405	13.948	112.4	14.447	101.2		14:02:04.939		
2 -	22.151	115.9	27.461	13.658	114.5	14.002	103.0	1:17.272	92.20	1.866	14:03:22.211
3 -	21.889	117.7	27.134	13.457	115.5	13.828	103.5	1:16.308	93.36	0.902	14:04:38.519

Weather / Track : Bright / Dry

Donington Park National
Circuit Length = 1.9790 miles
Start: 14:00 Flag 14:30 End: 14:32

FREE PRACTICE 2 - SECTOR ANALYSIS



SECTOR 1 = FL to I1, SECTOR 2 = I1 to I2 SECTOR 3 = I2 to I3, SECTOR 4 = I3 to FL, DIFF = Difference To Personal Best Lap, P = Crossed Finish Line in Pit Lane, D = Time Disallowed

4 -	21.755	117.5	27.173	13.551	117.5	13.728	102.1	1:16.207	93.49	0.801	14:05:54.726	
5 -	21.732	118.1	27.086	13.773	114.5	13.761	103.5	1:16.352	93.31	0.946	14:07:11.078	
6 -	21.579	120.4	26.985	13.488	115.1	13.713	104.0	1:15.765	94.03	0.359	14:08:26.843	
7 -	21.569	118.7	27.027	13.389	116.9	13.855	102.2	1:15.840	93.94	0.434	14:09:42.683	
8 -	21.657	118.1	27.069	13.275	118.5	13.786	106.8	1:15.787	94.00	0.381	14:10:58.470	
9 -	23.485	105.3	28.820	14.156	112.2	13.969	102.9	1:20.430	88.58	5.024	14:12:18.900	
10 -	21.556	116.9	27.418	13.321	119.1	IN PIT		1:20.489	P	88.51	5.083	14:13:39.389
11 -	OUTLAP	112.5	27.549	13.440	115.9	13.650	104.6	2:44.868		43.21	1:29.462	14:16:24.257
12 -	21.812	112.9	27.325	13.526	115.1	13.751	103.0	1:16.414	93.23	1.008	14:17:40.671	
13 -	21.809	114.5	26.871	13.517	115.3	13.788	103.7	1:15.985	93.76	0.579	14:18:56.656	
14 -	21.663	117.1	27.028	13.557	115.3	13.740	103.0	1:15.988	93.76	0.582	14:20:12.644	
15 -	21.713	115.9	26.978	13.525	115.7	13.525	104.0	1:15.741	(3)	94.06	0.335	14:21:28.385
16 -	21.731	117.7	27.156	14.092	109.2	14.047	103.8	1:17.026		92.49	1.620	14:22:45.411
17 -	21.408	120.9	26.758	13.602	115.9	13.946	104.8	1:15.714	(2)	94.09	0.308	14:24:01.125
18 -	21.461	117.7	27.484	13.717	117.1	14.495	106.1	1:17.157		92.33	1.751	14:25:18.282
19 -	21.884	119.8	27.411	13.568	114.7	13.898	105.0	1:16.761		92.81	1.355	14:26:35.043
20 -	21.578	115.3	27.597	13.886	111.4	13.982	102.9	1:17.043		92.47	1.637	14:27:52.086
21 -	21.596	116.7	27.374	13.586	117.7	13.831	102.2	1:16.387		93.27	0.981	14:29:08.473
22 -	21.600	119.6	26.650	13.470	115.3	13.686	104.0	1:15.406	(1)	94.48		14:30:23.879

P4	22	Fenton SEABRIGHT	Honda - British Talent Cup			
IDEAL LAP TIME : 1:15.386		BEST LAP TIME : 1:15.597		DIFFERENCE : 0.211		

LAP	SECTOR 1	SECTOR 2	SECTOR 3	SECTOR 4	LAP TIME	MPH	DIFF	TIME OF DAY				
1 -	OUTLAP	76.4	32.934	14.347	111.1	14.664	101.0	14:02:12.549				
2 -	22.186	118.7	27.815	13.754	114.7	13.753	103.5	1:17.508	91.92	1.911	14:03:30.057	
3 -	21.765	118.9	27.341	13.555	116.1	13.687	104.5	1:16.348	93.31	0.751	14:04:46.405	
4 -	21.666	117.3	27.058	13.644	115.9	13.720	103.2	1:16.088	93.63	0.491	14:06:02.493	
5 -	21.642	117.5	26.984	13.544	116.1	13.559	103.7	1:15.729	(3)	94.08	0.132	14:07:18.222
6 -	23.216	105.1	28.365	13.893	115.3	14.026	105.0	1:19.500		89.61	3.903	14:08:37.722
7 -	22.293	113.5	27.807	14.060	111.2	14.069	102.1	1:18.229		91.07	2.632	14:09:55.951
8 -	22.175	109.2	28.954	14.413	111.2	17.328	99.4	1:22.870		85.97	7.273	14:11:18.821
9 -	21.996	117.3	27.656	13.878	114.9	13.810	101.8	1:17.340		92.12	1.743	14:12:36.161
10 -	21.913	119.4	27.075	13.726	114.5	13.690	103.2	1:16.404		93.24	0.807	14:13:52.565
11 -	21.747	115.7	27.068	13.704	115.5	13.586	103.7	1:16.105		93.61	0.508	14:15:08.670
12 -	22.717	110.3	27.507	13.643	116.9	13.622	103.8	1:17.489		91.94	1.892	14:16:26.159
13 -	22.529	106.6	27.848	14.468	114.7	13.690	104.5	1:18.535		90.71	2.938	14:17:44.694
14 -	21.769	116.5	27.142	13.447	118.3	13.579	103.2	1:15.937		93.82	0.340	14:19:00.631
15 -	21.724	115.5	26.892	13.565	116.7	13.428	103.8	1:15.609	(2)	94.23	0.012	14:20:16.240
16 -	21.663	116.3	26.923	13.553	116.3	13.458	104.6	1:15.597	(1)	94.24		14:21:31.837
17 -	49.737	83.9	31.650	14.482	106.0	IN PIT		1:54.505	P	62.22	38.908	14:23:26.342
18 -	OUTLAP	107.5	28.424	13.966	113.9	14.263	103.0	2:12.702		53.68	57.105	14:25:39.044
19 -	21.893	111.1	27.567	13.681	115.3	13.631	102.9	1:16.772		92.80	1.175	14:26:55.816
20 -	21.764	117.9	27.236	13.534	115.5	13.601	102.7	1:16.135		93.57	0.538	14:28:11.951
21 -	21.761	116.7	27.450	13.970	116.5	13.625	103.0	1:16.806		92.76	1.209	14:29:28.757
22 -	21.619	117.9	27.068	13.806	115.3	13.595	103.8	1:16.088		93.63	0.491	14:30:44.845

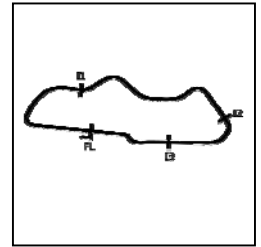
P5	2	Jack NIXON	Honda - British Talent Cup			
IDEAL LAP TIME : 1:15.495		BEST LAP TIME : 1:15.616		DIFFERENCE : 0.121		

LAP	SECTOR 1	SECTOR 2	SECTOR 3	SECTOR 4	LAP TIME	MPH	DIFF	TIME OF DAY			
1 -	OUTLAP	101.0	29.621	14.577	101.0	15.989	96.5	14:01:42.403			
2 -	25.107	100.7	28.777	13.969	118.7	14.019	105.6	1:21.872	87.02	6.256	14:03:04.275
3 -	22.681	104.8	29.050	14.081	115.3	15.358	100.6	1:21.170	87.77	5.554	14:04:25.445
4 -	22.853	105.6	28.711	13.911	116.3	14.002	104.2	1:19.477	89.64	3.861	14:05:44.922
5 -	22.770	111.4	29.012	14.256	112.4	13.985	104.5	1:20.023	89.03	4.407	14:07:04.945
6 -	21.806	118.5	27.559	13.603	117.3	13.776	105.6	1:16.744	92.83	1.128	14:08:21.689
7 -	21.663	115.5	27.353	13.344	116.7	14.517	102.4	1:16.877	92.67	1.261	14:09:38.566
8 -	21.924	112.2	28.042	13.647	116.5	13.927	103.8	1:17.540	91.88	1.924	14:10:56.106
9 -	21.911	114.9	27.571	13.609	116.9	13.816	102.2	1:16.907	92.63	1.291	14:12:13.013
10 -	22.060	114.7	27.347	13.677	114.9	14.004	103.4	1:17.088	92.42	1.472	14:13:30.101
11 -	21.896	116.1	27.697	13.679	115.1	14.348	100.4	1:17.620	91.78	2.004	14:14:47.721
12 -	22.205	110.0	27.574	13.386	119.4	13.918	105.1	1:17.083	92.42	1.467	14:16:04.804
13 -	21.791	113.9	27.439	13.544	116.1	14.215	106.0	1:16.989	92.54	1.373	14:17:21.793
14 -	21.834	113.9	27.519	13.355	119.6	13.732	106.5	1:16.440	93.20	0.824	14:18:38.233

Weather / Track : Bright / Dry

Donington Park National
 Circuit Length = 1.9790 miles
 Start: 14:00 Flag 14:30 End: 14:32

FREE PRACTICE 2 - SECTOR ANALYSIS



SECTOR 1 = FL to I1, SECTOR 2 = I1 to I2 SECTOR 3 = I2 to I3, SECTOR 4 = I3 to FL, DIFF = Difference To Personal Best Lap, P = Crossed Finish Line in Pit Lane, D = Time Disallowed

15 -	21.530	120.4	27.169	13.450	116.7	13.784	103.7	1:15.933	(3)	93.82	0.317	14:19:54.166
16 -	21.757	114.7	27.435	14.219	111.6	13.828	105.0	1:17.239		92.24	1.623	14:21:11.405
17 -	21.644	117.1	27.039	13.352	117.9	13.582	106.3	1:15.617	(2)	94.22	0.001	14:22:27.022
18 -	21.609	118.3	27.152	13.630	115.9	13.652	103.0	1:16.043		93.69	0.427	14:23:43.065
19 -	21.972	112.5	29.767	14.781	108.4	14.581	101.8	1:21.101		87.84	5.485	14:25:04.166
20 -	22.507	112.0	27.987	14.452	110.0	14.469	101.8	1:19.415		89.71	3.799	14:26:23.581
21 -	22.709	112.7	28.651	14.516	111.1	14.519	104.2	1:20.395		88.62	4.779	14:27:43.976
22 -	21.975	112.2	28.076	13.957	116.1	14.197	105.6	1:18.205		91.10	2.589	14:29:02.181
23 -	21.553	120.0	27.057	13.395	116.5	13.611	104.0	1:15.616	(1)	94.22		14:30:17.797

P6		7		Charlie ATKINS				Honda - British Talent Cup				
IDEAL LAP TIME : 1:15.407				BEST LAP TIME : 1:15.777				DIFFERENCE : 0.370				
LAP	SECTOR 1	SECTOR 2	SECTOR 3	SECTOR 4	LAP TIME	MPH	DIFF	TIME OF DAY				
1 -	OUTLAP	98.1	29.710	13.920	114.9	14.590	102.7				14:02:05.676	
2 -	22.231	117.5	28.032	13.661	115.5	14.068	103.8	1:17.992	91.35	2.215	14:03:23.668	
3 -	22.053	117.1	28.934	14.841	98.5	14.475	104.6	1:20.303	88.72	4.526	14:04:43.971	
4 -	22.040	117.5	27.485	13.651	115.7	13.930	103.8	1:17.106	92.40	1.329	14:06:01.077	
5 -	21.969	118.3	27.896	13.834	113.1	13.966	104.5	1:17.665	91.73	1.888	14:07:18.742	
6 -	22.019	115.9	27.791	13.721	113.7	14.224	103.2	1:17.755	91.62	1.978	14:08:36.497	
7 -	21.933	118.7	28.171	14.467	98.9	15.338	103.2	1:19.909	89.15	4.132	14:09:56.406	
8 -	21.946	116.7	29.387	14.395	112.2	IN PIT		1:22.559	P	86.29	6.782	14:11:18.965
9 -	OUTLAP	117.1	27.442	13.541	117.3	13.881	103.7	2:12.214	53.88	56.437	14:13:31.179	
10 -	21.890	120.4	27.357	13.451	118.1	13.792	105.3	1:16.490	93.14	0.713	14:14:47.669	
11 -	21.902	117.9	27.469	13.501	116.5	13.777	104.2	1:16.649	92.95	0.872	14:16:04.318	
12 -	21.877	118.5	27.423	14.124	101.2	14.464	107.0	1:17.888	91.47	2.111	14:17:22.206	
13 -	21.828	116.9	27.323	13.232	120.9	13.951	106.3	1:16.334	93.33	0.557	14:18:38.540	
14 -	21.597	121.1	27.358	13.454	117.5	13.761	104.3	1:16.170	(3)	93.53	0.393	14:19:54.710
15 -	21.715	120.6	27.093	13.681	115.7	13.719	104.0	1:16.208	93.48	0.431	14:21:10.918	
16 -	21.692	120.6	27.167	13.517	116.9	13.632	103.8	1:16.008	(2)	93.73	0.231	14:22:26.926
17 -	22.154	120.0	27.170	14.609	80.5	17.537	104.0	1:21.470	87.45	5.693	14:23:48.396	
18 -	21.784	118.9	27.224	13.365	118.1	13.927	106.8	1:16.300	93.37	0.523	14:25:04.696	
19 -	22.791	111.1	28.895	13.884	107.7	14.365	104.2	1:19.935	89.13	4.158	14:26:24.631	
20 -	21.854	112.7	30.988	14.812	95.8	14.942	104.0	1:22.596	86.25	6.819	14:27:47.227	
21 -	21.634	121.3	26.968	13.436	117.1	13.739	104.6	1:15.777	(1)	94.02		14:29:03.004
22 -	21.648	120.6	27.594	13.371	116.5	13.610	104.5	1:16.223	93.47	0.446	14:30:19.227	

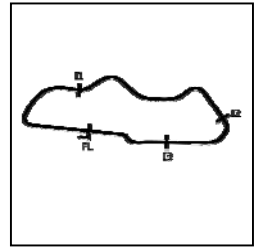
P7		15		Rhys IRWIN				Honda - British Talent Cup				
IDEAL LAP TIME : 1:15.966				BEST LAP TIME : 1:16.171				DIFFERENCE : 0.205				
LAP	SECTOR 1	SECTOR 2	SECTOR 3	SECTOR 4	LAP TIME	MPH	DIFF	TIME OF DAY				
1 -	OUTLAP	103.5	28.931	13.963	113.3	14.276	102.4				14:01:38.646	
2 -	22.054	116.9	27.960	13.852	115.9	13.938	104.6	1:17.804	91.57	1.633	14:02:56.450	
3 -	21.892	114.7	28.508	13.595	118.3	14.169	105.1	1:18.164	91.14	1.993	14:04:14.614	
4 -	21.769	117.1	27.461	13.835	114.1	14.007	101.6	1:17.072	92.44	0.901	14:05:31.686	
5 -	22.099	116.9	27.422	13.942	113.3	13.990	102.1	1:17.453	91.98	1.282	14:06:49.139	
6 -	21.871	118.5	27.422	13.734	113.7	13.964	102.7	1:16.991	92.53	0.820	14:08:06.130	
7 -	21.946	118.3	27.422	13.713	114.5	14.129	102.6	1:17.210	92.27	1.039	14:09:23.340	
8 -	22.971	111.6	30.289	18.872	70.7	16.443	97.2	1:28.575	80.43	12.404	14:10:51.915	
9 -	23.876	110.1	29.277	14.100	110.5	14.211	101.6	1:21.464	87.45	5.293	14:12:13.379	
10 -	22.098	118.3	27.291	13.720	115.1	13.956	102.2	1:17.065	92.44	0.894	14:13:30.444	
11 -	21.847	118.3	27.667	13.653	115.5	14.013	101.8	1:17.180	92.31	1.009	14:14:47.624	
12 -	22.112	115.3	27.543	13.529	115.9	13.709	103.8	1:16.893	92.65	0.722	14:16:04.517	
13 -	21.848	115.5	27.423	13.661	110.0	14.064	102.6	1:16.996	92.53	0.825	14:17:21.513	
14 -	21.954	117.7	27.432	13.534	115.7	13.623	103.5	1:16.543	93.08	0.372	14:18:38.056	
15 -	21.979	119.4	27.301	13.745	115.9	13.764	104.8	1:16.789	92.78	0.618	14:19:54.845	
16 -	21.808	119.8	27.047	13.548	116.9	13.768	104.8	1:16.171	(1)	93.53		14:21:11.016
17 -	21.771	118.5	27.152	13.527	116.3	13.737	104.3	1:16.187	(2)	93.51	0.016	14:22:27.203
18 -	22.053	115.3	27.256	13.558	115.1	13.650	102.9	1:16.517	93.11	0.346	14:23:43.720	
19 -	21.851	119.1	27.729	15.244	102.7	17.282	99.1	1:22.106	86.77	5.935	14:25:05.826	
20 -	21.975	119.8	27.348	13.823	113.1	13.900	102.1	1:17.046	92.47	0.875	14:26:22.872	
21 -	22.079	116.1	29.068	15.115	109.4	14.582	101.3	1:20.844	88.12	4.673	14:27:43.716	
22 -	21.857	114.1	27.723	14.102	110.0	14.077	100.9	1:17.759	91.62	1.588	14:29:01.475	
23 -	21.850	120.0	27.218	13.663	112.9	13.773	103.8	1:16.504	(3)	93.12	0.333	14:30:17.979

MCRCB BULLETIN TK038

2019 Bennetts British Superbike Championship - Datatag Round 3

2019 British Talent Cup

FREE PRACTICE 2 - SECTOR ANALYSIS



SECTOR 1 = FL to I1, SECTOR 2 = I1 to I2 SECTOR 3 = I2 to I3, SECTOR 4 = I3 to FL, DIFF = Difference To Personal Best Lap, P = Crossed Finish Line in Pit Lane, D = Time Disallowed

P8		3		Elliot PINSON				Honda - British Talent Cup								
IDEAL LAP TIME : 1:16.039		BEST LAP TIME : 1:16.295		DIFFERENCE : 0.256												
LAP	SECTOR 1	SECTOR 2	SECTOR 3	SECTOR 4	LAP TIME	MPH	DIFF	TIME OF DAY								
1 -	OUTLAP	97.1	30.109	14.519	105.1	15.376	96.6						14:01:48.398			
2 -	23.188	106.6	28.420	13.640	116.5	13.965	102.2	1:19.213	89.94	2.918			14:03:07.611			
3 -	21.963	117.7	27.815	13.587	117.5	14.579	101.9	1:17.944	91.40	1.649			14:04:25.555			
4 -	22.359	111.1	28.090	13.707	116.3	13.878	101.2	1:18.034	91.30	1.739			14:05:43.589			
5 -	21.986	118.7	27.431	13.469	118.1	14.246	102.9	1:17.132	92.36	0.837			14:07:00.721			
6 -	22.488	114.3	28.177	13.635	117.5	IN PIT		1:23.824	P	84.99	7.529		14:08:24.545			
7 -	OUTLAP	116.5	27.962	13.639	115.5	13.997	101.2	1:39.149	71.85	22.854			14:10:03.694			
8 -	22.180	113.1	27.711	13.580	114.9	13.858	102.1	1:17.329	92.13	1.034			14:11:21.023			
9 -	22.252	110.9	27.804	13.785	114.5	13.850	101.6	1:17.691	91.70	1.396			14:12:38.714			
10 -	22.295	115.5	28.113	14.050	112.7	13.992	101.3	1:18.450	90.81	2.155			14:13:57.164			
11 -	22.213	115.9	27.655	13.667	114.7	13.769	102.1	1:17.304	92.16	1.009			14:15:14.468			
12 -	22.054	117.5	27.829	13.667	114.9	13.871	101.2	1:17.421	92.02	1.126			14:16:31.889			
13 -	22.067	116.3	27.979	14.233	110.1	IN PIT		1:23.597	P	85.22	7.302		14:17:55.486			
14 -	OUTLAP	111.4	28.213	13.745	114.5	13.888	101.8	2:29.310	47.71	1:13.015			14:20:24.796			
15 -	21.896	117.1	27.253	13.571	115.1	13.575	102.6	1:16.295 (1)	93.38				14:21:41.091			
16 -	21.994	117.3	27.350	13.689	116.1	14.011	102.1	1:17.044	92.47	0.749			14:22:58.135			
17 -	22.117	112.4	27.604	13.629	114.7	13.578	101.8	1:16.928	(3)	92.61	0.633		14:24:15.063			
18 -	21.742	119.8	27.555	13.686	113.9	13.835	102.1	1:16.818	(2)	92.74	0.523		14:25:31.881			
19 -	21.775	118.5	28.397	13.986	113.1	13.899	100.6	1:18.057	91.27	1.762			14:26:49.938			
20 -	22.234	117.3	27.730	14.189	112.4	14.099	101.0	1:18.252	91.04	1.957			14:28:08.190			
21 -	22.500	109.2	28.429	13.937	112.5	14.190	100.6	1:19.056	90.12	2.761			14:29:27.246			
22 -	22.165	117.3	28.366	14.178	113.1	14.117	99.5	1:18.826	90.38	2.531			14:30:46.072			

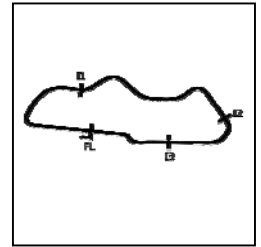
P9		10		Jack HART				Honda - British Talent Cup								
IDEAL LAP TIME : 1:15.904		BEST LAP TIME : 1:16.429		DIFFERENCE : 0.525												
LAP	SECTOR 1	SECTOR 2	SECTOR 3	SECTOR 4	LAP TIME	MPH	DIFF	TIME OF DAY								
1 -	OUTLAP	91.9	29.909	14.052	116.3	14.492	102.7						14:01:44.741			
2 -	22.591	103.4	28.690	13.590	121.3	14.332	103.5	1:19.203	89.95	2.774			14:03:03.944			
3 -	22.160	108.9	28.112	13.444	120.6	13.984	104.3	1:17.700	91.69	1.271			14:04:21.644			
4 -	22.103	111.2	27.718	13.460	118.3	14.086	103.5	1:17.367	92.08	0.938			14:05:39.011			
5 -	21.939	110.5	27.811	13.706	115.5	14.056	104.0	1:17.512	91.91	1.083			14:06:56.523			
6 -	22.202	107.3	28.467	14.025	111.1	IN PIT		1:24.194	P	84.62	7.765		14:08:20.717			
7 -	OUTLAP	101.5	28.722	13.606	117.7	14.222	104.0	2:43.258	43.64	1:26.829			14:11:03.975			
8 -	22.216	111.1	27.720	13.686	116.5	13.999	103.2	1:17.621	91.78	1.192			14:12:21.596			
9 -	22.031	112.0	27.365	13.521	117.3	14.051	104.3	1:16.968	92.56	0.539			14:13:38.564			
10 -	21.888	110.5	27.491	13.547	117.3	13.819	106.0	1:16.745	92.83	0.316			14:14:55.309			
11 -	21.788	112.7	27.436	13.332	121.1	14.263	104.3	1:16.819	92.74	0.390			14:16:12.128			
12 -	22.001	110.1	27.564	13.674	118.5	14.091	106.5	1:17.330	92.13	0.901			14:17:29.458			
13 -	21.809	109.6	27.489	13.429	118.5	14.330	101.8	1:17.057	92.45	0.628			14:18:46.515			
14 -	22.466	111.8	27.977	13.876	115.5	IN PIT		1:22.084	P	86.79	5.655		14:20:08.599			
15 -	OUTLAP	102.9	28.541	13.693	116.3	14.117	104.0	2:54.203	40.89	1:37.774			14:23:02.802			
16 -	21.925	112.5	27.592	13.485	116.7	13.760	104.6	1:16.762	92.81	0.333			14:24:19.564			
17 -	21.979	115.1	27.292	13.539	116.3	13.826	104.8	1:16.636	(3)	92.96	0.207		14:25:36.200			
18 -	21.701	115.5	27.428	13.542	116.9	13.758	104.5	1:16.429 (1)	93.21				14:26:52.629			
19 -	21.854	110.3	27.994	13.626	115.5	13.939	103.4	1:17.413	92.03	0.984			14:28:10.042			
20 -	21.755	115.3	27.414	13.762	114.5	13.927	103.2	1:16.858	92.69	0.429			14:29:26.900			
21 -	21.640	112.9	27.174	13.848	114.9	13.938	103.5	1:16.600	(2)	93.01	0.171		14:30:43.500			

P10		8		Edward O'SHEA				Honda - British Talent Cup								
IDEAL LAP TIME : 1:16.322		BEST LAP TIME : 1:16.465		DIFFERENCE : 0.143												
LAP	SECTOR 1	SECTOR 2	SECTOR 3	SECTOR 4	LAP TIME	MPH	DIFF	TIME OF DAY								
1 -	OUTLAP	96.9	29.908	14.295	117.7	14.834	105.8						14:01:43.271			
2 -	23.426	107.8	29.465	14.238	116.5	14.389	103.5	1:21.518	87.39	5.053			14:03:04.789			
3 -	22.405	109.4	29.006	14.026	119.6	14.774	102.9	1:20.211	88.82	3.746			14:04:25.000			
4 -	22.676	108.2	28.693	13.880	117.7	13.852	105.0	1:19.101	90.07	2.636			14:05:44.101			
5 -	21.884	117.7	28.135	14.111	116.3	13.939	105.0	1:18.069	91.26	1.604			14:07:02.170			
6 -	21.997	115.3	28.336	13.677	119.6	13.904	105.3	1:17.914	91.44	1.449			14:08:20.084			
7 -	22.123	109.8	28.175	13.572	120.6	14.963	104.6	1:18.833	90.37	2.368			14:09:38.917			

Weather / Track : Bright / Dry

Donington Park National
Circuit Length = 1.9790 miles
Start: 14:00 Flag 14:30 End: 14:32

FREE PRACTICE 2 - SECTOR ANALYSIS



SECTOR 1 = FL to I1, SECTOR 2 = I1 to I2 SECTOR 3 = I2 to I3, SECTOR 4 = I3 to FL, DIFF = Difference To Personal Best Lap, P = Crossed Finish Line in Pit Lane, D = Time Disallowed

8 -	22.558	105.5	28.328	13.886	118.9	14.218	106.8	1:18.990	90.19	2.525	14:10:57.907
9 -	22.529	107.3	28.341	13.882	118.1	13.936	105.6	1:18.688	90.54	2.223	14:12:16.595
10 -	22.534	108.9	28.062	13.633	118.3	14.672	101.2	1:18.901	90.29	2.436	14:13:35.496
11 -	22.809	106.1	28.099	13.683	119.8	14.014	105.8	1:18.605	90.63	2.140	14:14:54.101
12 -	22.344	111.1	27.909	13.448	118.9	13.964	105.8	1:17.665	91.73	1.200	14:16:11.766
13 -	22.059	114.7	27.854	14.011	117.7	14.136	105.6	1:18.060	91.27	1.595	14:17:29.826
14 -	22.388	110.1	27.865	13.510	120.4	14.054	105.6	1:17.817	91.55	1.352	14:18:47.643
15 -	21.917	112.9	28.286	13.725	117.7	14.174	105.3	1:18.102	91.22	1.637	14:20:05.745
16 -	22.106	112.2	28.105	13.905	117.1	13.832	102.9	1:17.948	91.40	1.483	14:21:23.693
17 -	22.180	115.9	28.039	13.810	118.1	14.048	101.9	1:18.077	91.25	1.612	14:22:41.770
18 -	21.954	113.3	28.345	13.655	118.5	13.963	106.1	1:17.917	91.43	1.452	14:23:59.687
19 -	22.069	114.7	27.889	13.751	116.3	14.102	103.0	1:17.811	91.56	1.346	14:25:17.498
20 -	21.943	120.6	27.675	13.900	115.3	13.914	103.4	1:17.432	92.01	0.967	14:26:34.930
21 -	22.039	110.9	27.671	13.686	116.9	13.945	103.8	1:17.341 (3)	92.11	0.876	14:27:52.271
22 -	21.753	118.5	27.358	13.591	118.3	13.763	105.3	1:16.465 (1)	93.17		14:29:08.736
23 -	21.823	121.5	27.719	13.858	116.5	13.828	104.0	1:17.228 (2)	92.25	0.763	14:30:25.964

P11 9		Brian HART				Honda - British Talent Cup					
IDEAL LAP TIME : 1:16.285		BEST LAP TIME : 1:16.543				DIFFERENCE : 0.258					
LAP	SECTOR 1	SECTOR 2	SECTOR 3	SECTOR 4	LAP TIME	MPH	DIFF	TIME OF DAY			
1 -	OUTLAP	92.4	31.420	14.821	105.3	15.140	96.4				
2 -	23.879	107.7	28.674	14.002	114.9	14.119	102.7	1:20.674	88.31	4.131	14:03:14.182
3 -	22.242	112.4	27.901	13.767	115.1	13.970	103.8	1:17.880	91.48	1.337	14:04:32.062
4 -	21.997	112.0	28.122	13.824	114.5	13.902	102.4	1:17.845	91.52	1.302	14:05:49.907
5 -	21.957	113.3	27.762	13.871	114.1	13.812	102.4	1:17.402	92.04	0.859	14:07:07.309
6 -	21.990	113.1	27.607	13.550	116.3	13.744	103.7	1:16.891	92.65	0.348	14:08:24.200
7 -	21.902	113.5	27.597	13.499	117.1	13.782	102.4	1:16.780	92.79	0.237	14:09:40.980
8 -	21.896	112.7	27.626	13.379	116.9	14.188	105.5	1:17.089	92.42	0.546	14:10:58.069
9 -	22.178	108.4	28.073	13.638	118.7	14.148	105.1	1:18.037	91.29	1.494	14:12:16.106
10 -	22.185	113.9	28.051	13.601	118.3	14.698	101.3	1:18.535	90.71	1.992	14:13:34.641
11 -	21.994	109.6	27.824	13.618	115.1	13.965	103.0	1:17.401	92.04	0.858	14:14:52.042
12 -	21.877	112.7	27.340	13.573	115.1	13.753	103.8	1:16.543 (1)	93.08		14:16:08.585
13 -	21.885	110.1	27.572	13.638	115.3	13.758	103.2	1:16.853	92.70	0.310	14:17:25.438
14 -	21.896	111.6	27.335	13.628	114.7	13.801	103.4	1:16.660 (3)	92.93	0.117	14:18:42.098
15 -	22.001	112.4	27.500	13.756	113.9	IN PIT		1:20.166	P	3.623	14:20:02.264
16 -	OUTLAP	112.9	27.513	13.681	113.9	13.805	102.2	2:28.686	47.91	1:12.143	14:22:30.950
17 -	21.903	114.7	27.318	13.560	115.3	13.850	101.5	1:16.631 (2)	92.97	0.088	14:23:47.581
18 -	21.871	111.1	27.490	13.733	114.1	13.907	103.2	1:17.001	92.52	0.458	14:25:04.582
19 -	22.566	109.6	28.518	13.813	109.6	14.297	104.3	1:19.194	89.96	2.651	14:26:23.776
20 -	22.026	113.9	28.813	15.660	98.3	14.994	102.7	1:21.493	87.42	4.950	14:27:45.269
21 -	21.858	113.5	27.304	13.600	117.1	14.293	105.5	1:17.055	92.46	0.512	14:29:02.324
22 -	22.944	114.5	27.590	13.511	116.3	14.103	102.7	1:18.148	91.16	1.605	14:30:20.472

P12 20		Scott SWANN				Honda - British Talent Cup					
IDEAL LAP TIME : 1:15.980		BEST LAP TIME : 1:16.648				DIFFERENCE : 0.668					
LAP	SECTOR 1	SECTOR 2	SECTOR 3	SECTOR 4	LAP TIME	MPH	DIFF	TIME OF DAY			
1 -	OUTLAP	92.8	31.117	14.358	111.2	15.109	99.1				
2 -	23.106	107.2	28.966	14.104	113.9	14.287	100.7	1:20.463	88.54	3.815	14:03:07.558
3 -	22.542	112.7	28.506	14.114	114.5	14.014	102.9	1:19.176	89.98	2.528	14:04:26.734
4 -	22.262	114.5	28.341	13.854	116.9	13.969	102.9	1:18.426	90.84	1.778	14:05:45.160
5 -	22.707	108.5	28.264	13.973	114.3	13.797	102.9	1:18.741	90.48	2.093	14:07:03.901
6 -	22.364	113.5	28.371	13.653	116.3	13.538	105.5	1:17.926	91.42	1.278	14:08:21.827
7 -	21.954	117.3	27.880	13.489	117.9	13.820	104.3	1:17.143	92.35	0.495	14:09:38.970
8 -	22.287	109.1	28.278	13.955	116.3	14.014	102.6	1:18.534	90.72	1.886	14:10:57.504
9 -	21.971	116.5	28.087	13.834	117.9	14.504	101.8	1:18.396	90.88	1.748	14:12:15.900
10 -	22.212	116.9	28.114	13.820	118.3	14.944	101.0	1:19.090	90.08	2.442	14:13:34.990
11 -	22.091	116.3	27.608	14.077	114.1	13.870	104.5	1:17.646	91.75	0.998	14:14:52.636
12 -	21.839	114.1	28.108	13.663	113.3	14.201	101.3	1:17.811	91.56	1.163	14:16:10.447
13 -	22.121	115.3	27.874	13.794	113.3	13.734	103.0	1:17.523	91.90	0.875	14:17:27.970
14 -	22.470	114.7	27.817	13.839	113.1	14.344	101.8	1:18.470	90.79	1.822	14:18:46.440
15 -	22.309	114.7	28.042	15.399	79.9	IN PIT		1:24.382	P	7.734	14:20:10.822
16 -	OUTLAP	105.3	28.646	13.864	113.9	13.940	101.9	3:09.653	37.56	1:53.005	14:23:20.475
17 -	22.263	117.3	27.622	13.660	113.7	13.839	101.3	1:17.384	92.06	0.736	14:24:37.859

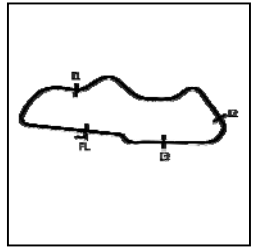
Weather / Track : Bright / Dry

Donington Park National
 Circuit Length = 1.9790 miles
 Start: 14:00 Flag 14:30 End: 14:32

2019 Bennetts British Superbike Championship - Datatag Round 3

2019 British Talent Cup

FREE PRACTICE 2 - SECTOR ANALYSIS



SECTOR 1 = FL to I1, SECTOR 2 = I1 to I2 SECTOR 3 = I2 to I3, SECTOR 4 = I3 to FL, DIFF = Difference To Personal Best Lap, P = Crossed Finish Line in Pit Lane, D = Time Disallowed

18 -	22.140	116.1	27.471	13.654	114.1	13.672	102.6	1:16.937	92.60	0.289	14:25:54.796
19 -	22.055	114.3	27.521	13.753	113.5	13.814	101.8	1:17.143	92.35	0.495	14:27:11.939
20 -	21.993	116.9	27.420	13.619	115.3	13.616	102.1	1:16.648 (1)	92.95		14:28:28.587
21 -	21.969	116.3	27.114	13.981	111.4	13.841	100.9	1:16.905 (3)	92.64	0.257	14:29:45.492
22 -	21.897	120.4	27.332	13.824	113.5	13.708	102.2	1:16.761 (2)	92.81	0.113	14:31:02.253

P13 18 Jamie DAVIS Honda - British Talent Cup
 IDEAL LAP TIME : 1:16.221 BEST LAP TIME : 1:16.688 DIFFERENCE : 0.467

LAP	SECTOR 1	SECTOR 2	SECTOR 3	SECTOR 4	LAP TIME	MPH	DIFF	TIME OF DAY
1 -	OUTLAP	106.3	29.106	13.847	115.3	14.361	101.8	14:01:37.885
2 -	22.237	117.7	28.199	13.840	115.7	13.970	103.0	14:02:56.131
3 -	22.124	114.5	28.497	13.621	120.0	14.455	104.8	14:04:14.828
4 -	22.103	114.7	27.612	13.615	117.3	14.336	104.6	14:05:32.494
5 -	21.998	110.5	27.628	13.610	117.5	14.044	106.0	14:06:49.774
6 -	21.970	109.8	27.728	13.528	118.3	13.943	106.1	14:08:06.943
7 -	21.826	116.9	27.549	13.541	118.9	13.817	103.4	14:09:23.676
8 -	22.895	108.7	28.352	14.286	104.6	IN PIT		14:10:50.258
9 -	OUTLAP	115.3	27.813	13.801	115.3	14.103	101.9	14:12:23.373
10 -	22.136	115.5	27.526	13.738	115.5	14.223	102.2	14:13:40.996
11 -	22.044	116.5	27.540	13.805	114.5	14.065	103.4	14:14:58.450
12 -	22.136	116.1	27.540	13.763	114.5	13.937	103.5	14:16:15.826
13 -	22.000	116.9	27.515	13.634	115.3	13.865	103.2	14:17:32.840
14 -	21.977	117.3	27.588	13.689	115.5	13.931	103.5	14:18:50.025
15 -	21.883	119.1	27.474	13.561	116.3	13.921	103.5	14:20:06.864
16 -	21.949	120.2	27.515	13.601	118.1	13.978	103.5	14:21:23.907
17 -	22.104	114.1	28.997	14.114	105.5	14.354	102.6	14:22:43.476
18 -	22.193	119.4	28.002	13.707	118.9	13.901	105.0	14:24:01.279
19 -	21.747	121.1	27.400	13.410	119.6	14.379	103.2	14:25:18.215
20 -	22.243	118.7	28.008	13.841	115.1	14.035	101.6	14:26:36.342
21 -	22.021	120.0	27.261	13.628	116.3	13.803	104.0	14:27:53.055
22 -	21.871	120.2	27.344	13.782	115.1	13.966	102.1	14:29:10.018
23 -	21.964	120.4	27.384	13.523	116.1	13.817	102.7	1:16.688 (1) 92.90 14:30:26.706

P14 5 Osian JONES Honda - British Talent Cup
 IDEAL LAP TIME : 1:16.695 BEST LAP TIME : 1:16.695 DIFFERENCE : 0.000

LAP	SECTOR 1	SECTOR 2	SECTOR 3	SECTOR 4	LAP TIME	MPH	DIFF	TIME OF DAY
1 -	OUTLAP	111.4	29.096	14.063	112.7	14.706	100.6	14:01:36.884
2 -	22.596	113.1	28.055	13.566	117.1	14.358	102.2	14:02:55.459
3 -	22.296	112.9	28.930	13.642	117.3	14.195	104.5	14:04:14.522
4 -	22.075	110.9	28.051	13.568	117.3	14.180	104.5	14:05:32.396
5 -	21.964	110.9	27.510	13.613	117.3	14.201	105.5	14:06:49.684
6 -	21.983	113.3	27.666	13.442	116.9	14.013	105.5	14:08:06.788
7 -	21.870	115.3	27.487	13.405	118.5	13.933	104.2	1:16.695 (1) 92.89 14:09:23.483
8 -	22.179	113.3	27.700	13.509	116.5	14.115	101.6	14:10:40.986
9 -	22.227	112.7	27.830	13.723	113.9	14.527	97.1	14:11:59.293
10 -	22.631	111.8	28.508	14.986	98.8	IN PIT		14:13:24.790
11 -	OUTLAP	109.2	28.042	13.883	114.5	14.323	101.5	14:15:45.534
12 -	22.294	109.4	28.033	13.743	114.5	14.140	102.9	14:17:03.744
13 -	22.330	108.4	28.021	13.795	113.9	14.427	101.3	14:18:22.317
14 -	23.839	107.7	28.317	14.022	112.5	14.313	103.4	14:19:42.808
15 -	22.652	108.7	28.083	13.662	115.9	14.285	102.1	14:21:01.490
16 -	22.285	113.3	27.603	13.615	116.3	14.256	101.6	14:22:19.249
17 -	22.518	107.2	27.976	13.717	114.9	14.338	101.8	14:23:37.798
18 -	22.032	112.0	27.916	13.490	114.9	14.371	100.3	14:24:55.607
19 -	23.574	92.3	31.052	14.918	100.0	15.150	93.3	14:26:20.301
20 -	24.292	106.5	29.573	14.136	111.8	14.438	99.7	14:27:42.740
21 -	22.819	110.9	28.087	13.920	115.1	14.425	101.5	14:29:01.991
22 -	22.209	112.2	28.713	14.742	104.2	15.021	97.9	14:30:22.676

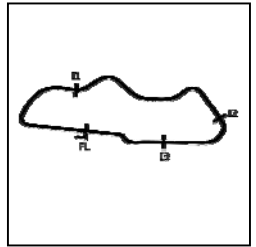
P15 13 Harvey CLARIDGE Honda - British Talent Cup
 IDEAL LAP TIME : 1:16.491 BEST LAP TIME : 1:16.788 DIFFERENCE : 0.297

LAP	SECTOR 1	SECTOR 2	SECTOR 3	SECTOR 4	LAP TIME	MPH	DIFF	TIME OF DAY
-----	----------	----------	----------	----------	----------	-----	------	-------------

Weather / Track : Bright / Dry

Donington Park National
 Circuit Length = 1.9790 miles
 Start: 14:00 Flag 14:30 End: 14:32

FREE PRACTICE 2 - SECTOR ANALYSIS



SECTOR 1 = FL to I1, SECTOR 2 = I1 to I2 SECTOR 3 = I2 to I3, SECTOR 4 = I3 to FL, DIFF = Difference To Personal Best Lap, P = Crossed Finish Line in Pit Lane, D = Time Disallowed

1 -	OUTLAP	111.6	28.976	13.790	115.9	14.627	102.7				14:01:36.946
2 -	22.289	119.1	28.071	13.767	114.5	14.443	103.4	1:18.570	90.67	1.782	14:02:55.516
3 -	22.426	110.9	28.440	13.871	115.3	14.004	103.7	1:18.741	90.48	1.953	14:04:14.257
4 -	21.934	120.0	27.893	13.587	116.7	14.392	103.8	1:17.806	91.56	1.018	14:05:32.063
5 -	21.957	117.3	27.555	13.613	115.9	14.230	104.3	1:17.355	92.10	0.567	14:06:49.418
6 -	21.985	118.5	27.608	13.475	116.9	13.981	105.0	1:17.049	92.46	0.261	14:08:06.467
7 -	21.817	120.0	27.458	13.493	117.5	14.020	101.2	1:16.788 (1)	92.78		14:09:23.255
8 -	21.951	115.5	27.531	13.564	115.1	13.982	102.2	1:17.028	(3) 92.49	0.240	14:10:40.283
9 -	22.035	113.5	27.728	13.810	112.0	IN PIT		1:22.698	P 86.15	5.910	14:12:02.981
10 -	OUTLAP	117.1	28.029	13.651	113.1	14.000	103.4	2:23.434	49.67	1:06.646	14:14:26.415
11 -	21.934	118.7	27.630	13.601	114.5	13.881	103.4	1:17.046	92.47	0.258	14:15:43.461
12 -	22.019	116.9	27.582	13.811	113.5	14.050	102.9	1:17.462	91.97	0.674	14:17:00.923
13 -	22.108	117.3	27.427	13.630	113.9	14.095	102.1	1:17.260	92.21	0.472	14:18:18.183
14 -	22.042	118.1	27.707	14.097	111.2	IN PIT		1:22.468	P 86.39	5.680	14:19:40.651
15 -	OUTLAP	114.7	27.589	13.688	114.5	14.017	103.4	1:34.939	75.04	18.151	14:21:15.590
16 -	22.107	114.7	27.843	13.867	113.9	14.089	102.7	1:17.906	91.45	1.118	14:22:33.496
17 -	21.923	118.1	27.534	13.639	114.3	14.004	102.6	1:17.100	92.40	0.312	14:23:50.596
18 -	21.833	117.1	27.442	13.733	113.3	13.992	103.8	1:17.000	(2) 92.52	0.212	14:25:07.596
19 -	21.917	120.2	27.594	13.678	115.1	14.316	103.8	1:17.505	91.92	0.717	14:26:25.101
20 -	21.960	115.5	28.386	13.712	114.7	13.980	102.2	1:18.038	91.29	1.250	14:27:43.139
21 -	22.098	119.4	27.890	14.331	104.6	14.632	103.7	1:18.951	90.24	2.163	14:29:02.090
22 -	22.421	117.7	28.173	13.671	114.5	13.772	103.8	1:18.037	91.29	1.249	14:30:20.127

P16 6 Jamie LYONS

Honda - British Talent Cup

IDEAL LAP TIME : 1:16.817

BEST LAP TIME : 1:17.131

DIFFERENCE : 0.314

LAP	SECTOR 1	SECTOR 2	SECTOR 3	SECTOR 4	LAP TIME	MPH	DIFF	TIME OF DAY			
1 -	OUTLAP	95.1	30.100	14.246	116.5	15.116	103.2				14:01:43.184
2 -	23.221	101.8	28.996	13.999	116.5	14.401	100.3	1:20.617	88.37	3.486	14:03:03.801
3 -	22.630	101.9	28.538	13.839	117.5	14.438	101.0	1:19.445	89.68	2.314	14:04:23.246
4 -	22.533	103.2	28.220	13.720	117.3	14.014	103.8	1:18.487	90.77	1.356	14:05:41.733
5 -	22.342	104.8	28.279	13.771	116.1	14.380	103.8	1:18.772	90.44	1.641	14:07:00.505
6 -	22.331	106.3	28.407	13.564	117.3	13.992	102.7	1:18.294	90.99	1.163	14:08:18.799
7 -	22.457	106.5	28.744	13.703	121.1	14.525	104.6	1:19.429	89.69	2.298	14:09:38.228
8 -	22.482	104.3	28.763	14.077	115.3	14.209	105.3	1:19.531	89.58	2.400	14:10:57.759
9 -	22.145	108.7	28.243	13.683	118.1	14.169	104.6	1:18.240	91.06	1.109	14:12:15.999
10 -	22.458	109.6	28.053	13.796	118.3	14.987	102.7	1:19.294	89.85	2.163	14:13:35.293
11 -	22.659	108.5	27.995	13.680	116.7	13.794	104.8	1:18.128	91.19	0.997	14:14:53.421
12 -	21.940	112.2	28.266	13.722	116.9	13.838	104.6	1:17.766	91.61	0.635	14:16:11.187
13 -	21.996	113.5	28.122	13.787	115.1	13.735	104.6	1:17.640	91.76	0.509	14:17:28.827
14 -	21.957	112.4	27.716	13.575	116.7	14.234	101.3	1:17.482	(2) 91.95	0.351	14:18:46.309
15 -	22.173	111.2	28.052	15.595	91.4	15.663	102.9	1:21.483	87.43	4.352	14:20:07.792
16 -	21.962	111.2	28.520	13.732	115.9	13.870	103.7	1:18.084	91.24	0.953	14:21:25.876
17 -	43.447	98.6	30.633	14.742	111.4	IN PIT		1:48.296	P 65.78	31.165	14:23:14.172
18 -	OUTLAP	94.5	31.268	14.158	113.7	14.424	102.6	2:36.477	45.53	1:19.346	14:25:50.649
19 -	22.690	110.0	28.444	14.129	113.9	14.637	98.9	1:19.900	89.16	2.769	14:27:10.549
20 -	22.385	111.1	28.221	13.787	114.9	14.043	103.8	1:18.436	90.83	1.305	14:28:28.985
21 -	22.019	107.7	27.578	13.700	115.1	13.834	103.5	1:17.131 (1)	92.37		14:29:46.116
22 -	22.102	112.2	27.833	13.758	115.5	13.835	103.7	1:17.528	(3) 91.89	0.397	14:31:03.644

P17 12 Torin COLLINS

Honda - British Talent Cup

IDEAL LAP TIME : 1:16.884

BEST LAP TIME : 1:17.214

DIFFERENCE : 0.330

LAP	SECTOR 1	SECTOR 2	SECTOR 3	SECTOR 4	LAP TIME	MPH	DIFF	TIME OF DAY			
1 -	OUTLAP	96.6	30.100	14.517	117.9	15.667	104.3				14:01:42.950
2 -	23.273	106.8	29.351	13.888	117.9	14.618	104.3	1:21.130	87.81	3.916	14:03:04.080
3 -	22.573	101.3	28.757	13.968	117.3	13.974	105.0	1:19.272	89.87	2.058	14:04:23.352
4 -	22.664	106.1	28.356	13.925	117.1	13.903	104.0	1:18.848	90.35	1.634	14:05:42.200
5 -	22.194	108.2	28.172	13.860	118.1	14.479	104.6	1:18.705	90.52	1.491	14:07:00.905
6 -	22.528	103.5	28.539	13.895	116.7	14.016	103.2	1:18.978	90.21	1.764	14:08:19.883
7 -	21.984	110.0	28.264	13.645	119.4	14.892	104.8	1:18.785	90.43	1.571	14:09:38.668
8 -	22.252	104.2	28.383	13.715	116.3	14.542	101.9	1:18.892	90.30	1.678	14:10:57.560
9 -	22.537	107.2	28.403	13.707	119.1	14.151	104.6	1:18.798	90.41	1.584	14:12:16.358
10 -	22.589	106.3	27.869	13.739	115.7	14.928	103.2	1:19.125	90.04	1.911	14:13:35.483
11 -	22.162	112.4	28.069	13.895	115.5	14.362	104.0	1:18.488	90.77	1.274	14:14:53.971

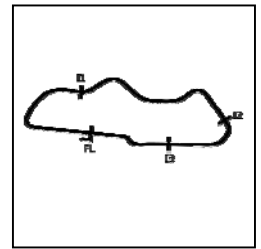
Donington Park National

Circuit Length = 1.9790 miles

Start: 14:00 Flag 14:30 End: 14:32

Weather / Track : Bright / Dry

FREE PRACTICE 2 - SECTOR ANALYSIS



SECTOR 1 = FL to I1, SECTOR 2 = I1 to I2 SECTOR 3 = I2 to I3, SECTOR 4 = I3 to FL, DIFF = Difference To Personal Best Lap, P = Crossed Finish Line in Pit Lane, D = Time Disallowed

12 -	22.048	110.1	27.843	13.685	117.1	13.961	106.0	1:17.537	(3)	91.88	0.323	14:16:11.508
13 -	21.995	113.9	28.005	13.956	114.5	14.238	105.8	1:18.194		91.11	0.980	14:17:29.702
14 -	22.039	111.1	27.996	13.768	116.9	14.318	105.8	1:18.121		91.20	0.907	14:18:47.823
15 -	21.959	107.3	27.904	13.824	114.5	14.315	106.1	1:18.002		91.33	0.788	14:20:05.825
16 -	22.151	109.8	28.120	13.914	115.1	14.078	105.6	1:18.263		91.03	1.049	14:21:24.088
17 -	22.091	110.9	27.904	13.756	117.1	13.974	105.5	1:17.725		91.66	0.511	14:22:41.813
18 -	22.147	110.7	27.924	13.696	115.5	14.003	104.3	1:17.770		91.61	0.556	14:23:59.583
19 -	21.895	116.3	27.929	13.811	113.9	14.395	102.1	1:18.030		91.30	0.816	14:25:17.613
20 -	22.220	111.6	27.914	13.542	116.9	13.903	105.8	1:17.579		91.83	0.365	14:26:35.192
21 -	21.994	111.6	27.978	13.704	116.7	13.918	104.0	1:17.594		91.81	0.380	14:27:52.786
22 -	21.908	115.9	27.562	13.880	115.7	14.139	104.3	1:17.489	(2)	91.94	0.275	14:29:10.275
23 -	21.976	113.5	27.805	13.548	116.3	13.885	104.8	1:17.214	(1)	92.27		14:30:27.489

P18 14 Corey TINKER Honda - British Talent Cup
 IDEAL LAP TIME : 1:17.014 BEST LAP TIME : 1:17.269 DIFFERENCE : 0.255

LAP	SECTOR 1	SECTOR 2	SECTOR 3	SECTOR 4	LAP TIME	MPH	DIFF	TIME OF DAY				
1 -	OUTLAP	98.6	29.733	14.398	115.7	15.598	105.3	14:01:42.740				
2 -	22.661	109.1	28.772	13.785	116.1	14.300	102.9	1:19.518	89.59	2.249	14:03:02.258	
3 -	22.411	110.0	28.420	13.965	116.9	14.334	103.7	1:19.130	90.03	1.861	14:04:21.388	
4 -	22.615	108.5	28.171	13.651	118.1	13.951	105.3	1:18.388	90.88	1.119	14:05:39.776	
5 -	22.313	110.9	28.278	13.810	115.9	14.183	105.3	1:18.584	90.66	1.315	14:06:58.360	
6 -	22.313	112.5	28.379	13.526	117.5	15.519	100.1	1:19.737	89.35	2.468	14:08:18.097	
7 -	22.246	110.7	28.957	13.993	116.5	14.752	105.0	1:19.948	89.11	2.679	14:09:38.045	
8 -	22.300	112.2	28.670	13.646	119.6	14.147	104.3	1:18.763	90.45	1.494	14:10:56.808	
9 -	22.412	110.5	28.180	13.858	117.9	14.216	101.2	1:18.666	90.56	1.397	14:12:15.474	
10 -	22.404	112.9	28.200	13.686	117.9	IN PIT		1:25.566	P	83.26	8.297	14:13:41.040
11 -	OUTLAP	105.3	28.656	13.819	116.5	14.182	104.6	3:24.965	34.76	2:07.696	14:17:06.005	
12 -	22.428	109.2	28.136	13.608	116.7	14.110	104.8	1:18.282	91.01	1.013	14:18:24.287	
13 -	22.333	110.0	28.112	13.770	116.7	14.153	103.4	1:18.368	90.91	1.099	14:19:42.655	
14 -	22.366	112.2	28.082	13.697	116.7	13.958	104.2	1:18.103	91.22	0.834	14:21:00.758	
15 -	22.302	110.1	27.854	13.998	115.9	14.023	103.8	1:18.177	91.13	0.908	14:22:18.935	
16 -	22.123	114.5	27.914	13.566	116.5	14.099	103.7	1:17.702	(3)	91.69	0.433	14:23:36.637
17 -	22.078	112.7	27.881	13.702	115.7	14.085	102.4	1:17.746	91.63	0.477	14:24:54.383	
18 -	22.083	109.2	27.497	13.772	116.1	13.917	104.2	1:17.269	(1)	92.20		14:26:11.652
19 -	22.074	113.7	27.688	13.705	115.1	14.221	103.0	1:17.688	(2)	91.70	0.419	14:27:29.340
20 -	22.153	114.9	28.161	13.854	114.7	14.131	102.9	1:18.299	90.99	1.030	14:28:47.639	
21 -	22.258	114.7	27.925	13.806	114.9	14.001	104.0	1:17.990	91.35	0.721	14:30:05.629	

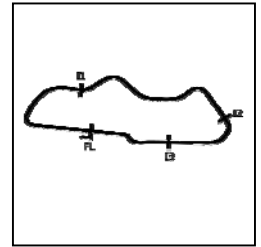
P19 21 Ross MAGUIRE Honda - British Talent Cup
 IDEAL LAP TIME : 1:17.214 BEST LAP TIME : 1:17.696 DIFFERENCE : 0.482

LAP	SECTOR 1	SECTOR 2	SECTOR 3	SECTOR 4	LAP TIME	MPH	DIFF	TIME OF DAY				
1 -	OUTLAP	102.2	29.849	14.116	112.2	14.513	100.7	14:01:39.695				
2 -	22.635	108.7	28.775	14.128	111.4	14.222	100.1	1:19.760	89.32	2.064	14:02:59.455	
3 -	22.672	106.5	28.612	14.120	111.8	14.391	98.9	1:19.795	89.28	2.099	14:04:19.250	
4 -	22.840	105.3	28.515	14.045	110.9	14.176	100.3	1:19.576	89.53	1.880	14:05:38.826	
5 -	22.477	107.7	28.285	14.055	110.7	14.151	100.7	1:18.968	90.22	1.272	14:06:57.794	
6 -	22.559	110.1	28.411	13.929	111.4	14.438	100.4	1:19.337	89.80	1.641	14:08:17.131	
7 -	22.893	104.8	29.384	14.152	115.9	15.059	101.2	1:21.488	87.43	3.792	14:09:38.619	
8 -	22.540	105.6	28.812	13.905	116.5	14.470	103.7	1:19.727	89.36	2.031	14:10:58.346	
9 -	22.376	106.6	28.401	13.976	114.1	14.176	100.9	1:18.929	90.26	1.233	14:12:17.275	
10 -	22.340	110.7	27.942	13.608	116.3	14.413	103.4	1:18.303	90.98	0.607	14:13:35.578	
11 -	22.559	106.6	28.073	13.608	116.5	14.230	104.3	1:18.470	90.79	0.774	14:14:54.048	
12 -	22.170	112.2	27.959	13.604	116.3	14.298	102.9	1:18.031	91.30	0.335	14:16:12.079	
13 -	22.175	111.1	28.042	13.604	116.7	14.207	103.7	1:18.028	91.30	0.332	14:17:30.107	
14 -	22.282	104.8	27.860	13.534	117.3	14.449	101.0	1:18.125	91.19	0.429	14:18:48.232	
15 -	22.182	112.7	27.885	13.809	113.1	14.041	102.9	1:17.917	(3)	91.43	0.221	14:20:06.149
16 -	22.121	111.1	27.998	13.828	116.7	14.250	103.5	1:18.197	91.11	0.501	14:21:24.346	
17 -	22.000	112.0	28.111	13.594	117.3	13.991	103.2	1:17.696	(1)	91.69		14:22:42.042
18 -	22.182	112.2	28.001	13.736	115.5	13.981	103.0	1:17.900	(2)	91.45	0.204	14:23:59.942
19 -	22.173	113.3	28.161	13.561	116.7	14.698	103.2	1:18.593	90.65	0.897	14:25:18.535	
20 -	22.184	110.9	27.915	13.939	117.5	14.428	101.3	1:18.466	90.79	0.770	14:26:37.001	
21 -	22.346	113.7	27.721	13.870	113.5	13.990	102.4	1:17.927	91.42	0.231	14:27:54.928	
22 -	22.062	114.3	28.222	13.851	113.1	14.270	101.5	1:18.405	90.86	0.709	14:29:13.333	

Weather / Track : Bright / Dry

Donington Park National
 Circuit Length = 1.9790 miles
 Start: 14:00 Flag 14:30 End: 14:32

FREE PRACTICE 2 - SECTOR ANALYSIS



SECTOR 1 = FL to I1, SECTOR 2 = I1 to I2 SECTOR 3 = I2 to I3, SECTOR 4 = I3 to FL, DIFF = Difference To Personal Best Lap, P = Crossed Finish Line in Pit Lane, D = Time Disallowed
 23 - 22.087 **114.3** 28.512 13.906 113.1 **13.959** 103.2 1:18.464 90.80 0.768 14:30:31.797

P20 16		Harry LEIGH				Honda - British Talent Cup					
IDEAL LAP TIME : 1:17.489		BEST LAP TIME : 1:17.708				DIFFERENCE : 0.219					
LAP	SECTOR 1	SECTOR 2	SECTOR 3	SECTOR 4	LAP TIME	MPH	DIFF	TIME OF DAY			
1 -	OUTLAP	98.1	29.856	14.349	119.8	15.222	103.2		14:01:42.614		
2 -	22.408	114.7	28.869	14.089	115.1	14.564	103.4	1:19.930	89.13	2.222	14:03:02.544
3 -	22.492	113.5	28.558	13.818	117.9	14.715	103.5	1:19.583	89.52	1.875	14:04:22.127
4 -	22.389	113.7	28.408	13.816	117.5	14.497	103.8	1:19.110	90.05	1.402	14:05:41.237
5 -	22.156	113.7	28.430	14.241	114.3	14.323	104.2	1:19.150	90.01	1.442	14:07:00.387
6 -	22.272	112.4	28.279	13.842	115.7	14.128	106.0	1:18.521	90.73	0.813	14:08:18.908
7 -	22.142	112.5	28.648	13.776	118.3	14.394	103.2	1:18.960	90.23	1.252	14:09:37.868
8 -	22.212	110.9	28.671	13.846	116.9	14.382	105.1	1:19.111	90.05	1.403	14:10:56.979
9 -	21.917	114.7	28.293	14.012	116.1	14.353	104.8	1:18.575	90.67	0.867	14:12:15.554
10 -	22.055	113.7	28.231	13.876	115.7	14.187	102.9	1:18.349	90.93	0.641	14:13:33.903
11 -	22.187	113.1	28.433	13.882	117.9	14.006	106.1	1:18.508	90.75	0.800	14:14:52.411
12 -	21.870	115.1	28.425	13.719	117.7	14.196	105.0	1:18.210	91.09	0.502	14:16:10.621
13 -	22.155	112.7	28.618	13.910	117.3	14.015	105.6	1:18.698	90.53	0.990	14:17:29.319
14 -	22.084	113.7	28.177	13.783	117.1	13.968	105.6	1:18.012	91.32	0.304	14:18:47.331
15 -	21.963	113.9	28.248	13.908	116.3	14.146	104.3	1:18.265	91.03	0.557	14:20:05.596
16 -	22.056	114.1	28.149	13.798	116.5	13.997	103.4	1:18.000 (3)	91.34	0.292	14:21:23.596
17 -	21.984	114.7	28.166	13.796	116.7	14.132	103.2	1:18.078	91.25	0.370	14:22:41.674
18 -	21.875	115.7	28.231	13.717	116.9	13.885	104.5	1:17.708 (1)	91.68		14:23:59.382
19 -	21.808	119.8	28.566	13.876	115.1	14.201	107.0	1:18.451	90.81	0.743	14:25:17.833
20 -	22.252	115.1	28.366	14.008	118.1	14.272	104.2	1:18.898	90.30	1.190	14:26:36.731
21 -	22.032	118.7	28.079	13.851	116.3	13.988	104.5	1:17.950 (2)	91.40	0.242	14:27:54.681
22 -	21.955	118.9	28.361	13.941	114.7	14.136	102.6	1:18.393	90.88	0.685	14:29:13.074
23 -	21.852	121.5	28.803	13.867	115.7	14.102	102.9	1:18.624	90.61	0.916	14:30:31.698

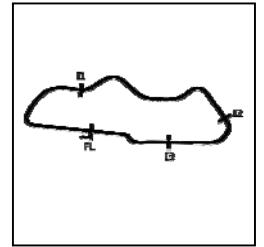
P21 17		Zak SHELTON				Honda - British Talent Cup					
IDEAL LAP TIME : 1:17.286		BEST LAP TIME : 1:17.904				DIFFERENCE : 0.618					
LAP	SECTOR 1	SECTOR 2	SECTOR 3	SECTOR 4	LAP TIME	MPH	DIFF	TIME OF DAY			
1 -	OUTLAP	87.2	31.301	14.535	114.5	14.779	103.2		14:01:48.653		
2 -	22.851	104.5	29.387	14.444	114.7	14.501	102.1	1:21.183	87.76	3.279	14:03:09.836
3 -	23.232	103.5	29.240	14.297	115.3	14.454	102.6	1:21.223	87.71	3.319	14:04:31.059
4 -	22.783	107.3	29.398	14.114	114.7	14.476	100.9	1:20.771	88.20	2.867	14:05:51.830
5 -	22.511	110.0	29.023	14.268	113.5	14.284	102.7	1:20.086	88.96	2.182	14:07:11.916
6 -	22.318	111.6	28.522	14.045	112.9	14.075	103.2	1:18.960	90.23	1.056	14:08:30.876
7 -	22.161	111.6	28.647	14.105	115.7	14.173	101.9	1:19.086	90.08	1.182	14:09:49.962
8 -	22.307	111.4	28.652	14.106	114.3	14.124	102.9	1:19.189	89.97	1.285	14:11:09.151
9 -	22.351	108.2	28.371	14.104	113.7	14.086	101.8	1:18.912	90.28	1.008	14:12:28.063
10 -	22.411	108.4	28.357	14.029	113.7	13.961	102.6	1:18.758	90.46	0.854	14:13:46.821
11 -	22.129	112.7	28.451	14.409	110.1	14.027	103.2	1:19.016	90.16	1.112	14:15:05.837
12 -	22.106	111.6	28.178	13.944	114.3	13.846	103.4	1:18.074	91.25	0.170	14:16:23.911
13 -	21.976	116.7	28.236	14.062	114.1	13.954	104.0	1:18.228	91.07	0.324	14:17:42.139
14 -	22.236	113.3	28.601	14.009	114.1	13.830	105.1	1:18.676	90.55	0.772	14:19:00.815
15 -	22.165	109.6	27.833	14.115	114.3	13.889	101.9	1:18.002 (2)	91.33	0.098	14:20:18.817
16 -	22.180	110.3	28.177	14.173	111.6	14.057	103.2	1:18.587	90.65	0.683	14:21:37.404
17 -	22.715	111.8	29.601	14.119	112.5	14.061	103.2	1:20.496	88.50	2.592	14:22:57.900
18 -	22.256	107.2	28.229	13.810	115.1	13.735	104.2	1:18.030 (3)	91.30	0.126	14:24:15.930
19 -	22.161	109.8	27.830	14.092	113.1	13.962	102.7	1:18.045	91.28	0.141	14:25:33.975
20 -	21.911	112.2	28.003	14.173	113.3	13.943	102.1	1:18.030 (3)	91.30	0.126	14:26:52.005
21 -	22.111	106.6	28.535	14.109	114.5	14.024	103.4	1:18.779	90.43	0.875	14:28:10.784
22 -	22.214	110.9	28.032	14.088	113.7	14.136	103.4	1:18.470	90.79	0.566	14:29:29.254
23 -	21.981	112.0	27.901	13.827	115.1	14.195	102.2	1:17.904 (1)	91.45		14:30:47.158

P22 24		George HOPPER				Honda - British Talent Cup					
IDEAL LAP TIME : 1:18.559		BEST LAP TIME : 1:18.711				DIFFERENCE : 0.152					
LAP	SECTOR 1	SECTOR 2	SECTOR 3	SECTOR 4	LAP TIME	MPH	DIFF	TIME OF DAY			
1 -	OUTLAP	91.1	30.890	14.573	112.5	15.163	100.0		14:01:51.219		
2 -	23.299	99.4	29.460	14.311	112.4	14.796	99.7	1:21.866	87.02	3.155	14:03:13.085
3 -	23.016	100.6	29.573	14.307	112.0	14.913	100.4	1:21.809	87.08	3.098	14:04:34.894

Weather / Track : Bright / Dry

Donington Park National
 Circuit Length = 1.9790 miles
 Start: 14:00 Flag 14:30 End: 14:32

FREE PRACTICE 2 - SECTOR ANALYSIS



SECTOR 1 = FL to I1, SECTOR 2 = I1 to I2 SECTOR 3 = I2 to I3, SECTOR 4 = I3 to FL, DIFF = Difference To Personal Best Lap, P = Crossed Finish Line in Pit Lane, D = Time Disallowed

4 -	22.925	98.8	28.895	14.258	112.9	14.596	100.1	1:20.674	88.31	1.963	14:05:55.568
5 -	22.916	100.4	29.062	14.165	111.6	14.557	100.6	1:20.700	88.28	1.989	14:07:16.268
6 -	22.881	98.3	28.921	14.060	112.0	14.494	100.3	1:20.356	88.66	1.645	14:08:36.624
7 -	22.840	101.8	28.600	13.969	115.7	14.821	101.2	1:20.230	88.80	1.519	14:09:56.854
8 -	22.662	102.9	28.922	14.095	114.7	14.785	99.7	1:20.464	88.54	1.753	14:11:17.318
9 -	22.776	101.5	28.864	14.117	113.3	14.607	98.8	1:20.364	88.65	1.653	14:12:37.682
10 -	22.805	99.2	28.659	14.184	112.9	14.298	101.3	1:19.946	89.11	1.235	14:13:57.628
11 -	22.567	104.6	28.463	13.977	112.4	14.384	100.7	1:19.391	89.74	0.680	14:15:17.019
12 -	22.726	102.4	28.552	13.892	113.7	14.331	100.7	1:19.501	89.61	0.790	14:16:36.520
13 -	22.598	104.8	28.367	14.104	112.5	14.325	100.9	1:19.394	89.73	0.683	14:17:55.914
14 -	22.608	103.7	28.366	13.964	111.4	14.263	100.6	1:19.201	89.95	0.490	14:19:15.115
15 -	22.483	105.8	28.201	14.031	111.8	14.208	100.6	1:18.923 (3)	90.27	0.212	14:20:34.038
16 -	22.506	104.0	28.173	13.844	113.3	14.188	101.3	1:18.711 (1)	90.51		14:21:52.749
17 -	23.071	99.4	28.588	13.962	113.3	14.703	99.2	1:20.324	88.69	1.613	14:23:13.073
18 -	23.176	105.5	29.376	14.554	105.5	IN PIT		1:28.519 P	80.48	9.808	14:24:41.592
19 -	OUTLAP	101.0	29.295	14.180	112.2	14.663	97.6	2:23.799	49.54	1:05.088	14:27:05.391
20 -	22.782	105.0	28.261	14.008	111.2	14.331	100.1	1:19.382	89.75	0.671	14:28:24.773
21 -	22.615	106.6	28.044	14.034	110.9	14.457	100.0	1:19.150	90.01	0.439	14:29:43.923
22 -	22.659	104.6	28.143	13.885	114.7	14.235	101.3	1:18.922 (2)	90.27	0.211	14:31:02.845

MCRCB BULLETIN TK039

2019 Bennetts British Superbike Championship - Datatag Round 3

2019 British Talent Cup

FREE PRACTICE 2 - BEST SECTORS

SECTOR 1				SECTOR 2				SECTOR 3				SECTOR 4				IDEAL / BEST COMPARISON			
POS	NO	NAME	TIME	NO	NAME	TIME	NO	NAME	TIME	NO	NAME	TIME	POS	NO	NAME	IDEAL	BEST	DIFF	
																PERFECT LAP 1:14.557			
1	4	OGDEN	21.408	23	HORSMAN	26.548	7	ATKINS	13.232	19	FARRER	13.369	1	23	HORSMAN	1:14.731	1:15.109	0.378	
2	23	HORSMAN	21.415	4	OGDEN	26.650	4	OGDEN	13.275	22	SEABRIG	13.428	2	4	OGDEN	1:14.858	1:15.406	0.548	
3	19	FARRER	21.421	19	FARRER	26.797	23	HORSMAN	13.296	23	HORSMAN	13.472	3	19	FARRER	1:15.164	1:15.329	0.165	
4	2	NIXON	21.530	22	SEABRIG	26.892	10	HART	13.332	4	OGDEN	13.525	4	22	SEABRIGHT	1:15.386	1:15.597	0.211	
5	7	ATKINS	21.597	7	ATKINS	26.968	2	NIXON	13.344	20	SWANN	13.538	5	7	ATKINS	1:15.407	1:15.777	0.370	
6	22	SEABRIG	21.619	2	NIXON	27.039	9	HART	13.379	3	PINSON	13.575	6	2	NIXON	1:15.495	1:15.616	0.121	
7	10	HART	21.640	15	IRWIN	27.047	5	JONES	13.405	2	NIXON	13.582	7	10	HART	1:15.904	1:16.429	0.525	
8	3	PINSON	21.742	20	SWANN	27.114	18	DAVIS	13.410	7	ATKINS	13.610	8	15	IRWIN	1:15.966	1:16.171	0.205	
9	18	DAVIS	21.747	10	HART	27.174	22	SEABRIG	13.447	15	IRWIN	13.623	9	20	SWANN	1:15.980	1:16.648	0.668	
10	8	O'SHEA	21.753	3	PINSON	27.253	8	O'SHEA	13.448	6	LYONS	13.735	10	3	PINSON	1:16.039	1:16.295	0.256	
11	15	IRWIN	21.769	18	DAVIS	27.261	3	PINSON	13.469	17	SHELTON	13.735	11	18	DAVIS	1:16.221	1:16.688	0.467	
12	16	LEIGH	21.808	9	HART	27.304	13	CLARIDG	13.475	9	HART	13.744	12	9	HART	1:16.285	1:16.543	0.258	
13	13	CLARIDG	21.817	8	O'SHEA	27.358	20	SWANN	13.489	10	HART	13.758	13	8	O'SHEA	1:16.322	1:16.465	0.143	
14	20	SWANN	21.839	13	CLARIDG	27.427	14	TINKER	13.526	8	O'SHEA	13.763	14	13	CLARIDGE	1:16.491	1:16.788	0.297	
15	9	HART	21.858	5	JONES	27.487	15	IRWIN	13.527	13	CLARIDG	13.772	15	5	JONES	1:16.695	1:16.695	0.000	
16	5	JONES	21.870	14	TINKER	27.497	21	MAGUIRE	13.534	18	DAVIS	13.803	16	6	LYONS	1:16.817	1:17.131	0.314	
17	12	COLLINS	21.895	12	COLLINS	27.562	12	COLLINS	13.542	12	COLLINS	13.885	17	12	COLLINS	1:16.884	1:17.214	0.330	
18	17	SHELTON	21.911	6	LYONS	27.578	6	LYONS	13.564	16	LEIGH	13.885	18	14	TINKER	1:17.014	1:17.269	0.255	
19	6	LYONS	21.940	21	MAGUIRE	27.721	19	FARRER	13.577	14	TINKER	13.917	19	21	MAGUIRE	1:17.214	1:17.696	0.482	
20	21	MAGUIRE	22.000	17	SHELTON	27.830	16	LEIGH	13.717	5	JONES	13.933	20	17	SHELTON	1:17.286	1:17.904	0.618	
21	14	TINKER	22.074	24	HOPPER	28.044	17	SHELTON	13.810	21	MAGUIRE	13.959	21	16	LEIGH	1:17.489	1:17.708	0.219	
22	24	HOPPER	22.483	16	LEIGH	28.079	24	HOPPER	13.844	24	HOPPER	14.188	22	24	HOPPER	1:18.559	1:18.711	0.152	

Weather / Track : Bright / Dry

Results can be found at www.tsl-timing.com

Donington Park National
 Circuit Length = 1.9790 miles
 Start: 14:00 Flag 14:30 End: 14:32

Printed - 14:33 Friday, 24 May 2019

MCRCB BULLETIN TK040**2019 Bennetts British Superbike Championship - Datatag Round 3****2019 British Talent Cup****FREE PRACTICE 2 - BEST SPEEDS**

POS	INTERMEDIATE 1		INTERMEDIATE 2		INTERMEDIATE 3		FINISH LINE				
	NO	NAME	MPH	NO	NAME	MPH	NO	NAME	MPH		
1	23	HORSMAN	122.9			10	HART	121.3	23	HORSMAN	107.2
2	19	FARRER	122.6			6	LYONS	121.1	7	ATKINS	107.0
3	8	O'SHEA	121.5			7	ATKINS	120.9	16	LEIGH	107.0
4	16	LEIGH	121.5			8	O'SHEA	120.6	4	OGDEN	106.8
5	7	ATKINS	121.3			19	FARRER	120.2	8	O'SHEA	106.8
6	18	DAVIS	121.1			18	DAVIS	120.0	2	NIXON	106.5
7	4	OGDEN	120.9			23	HORSMAN	119.8	10	HART	106.5
8	2	NIXON	120.4			16	LEIGH	119.8	19	FARRER	106.1
9	20	SWANN	120.4			2	NIXON	119.6	18	DAVIS	106.1
10	13	CLARIDGE	120.2			14	TINKER	119.6	12	COLLINS	106.1
11	15	IRWIN	120.0			12	COLLINS	119.4	9	HART	105.5
12	3	PINSON	119.8			4	OGDEN	119.1	20	SWANN	105.5
13	22	SEABRIGHT	119.4			9	HART	118.7	5	JONES	105.5
14	17	SHELTON	116.7			5	JONES	118.5	6	LYONS	105.3
15	12	COLLINS	116.3			22	SEABRIGHT	118.3	14	TINKER	105.3
16	10	HART	115.5			15	IRWIN	118.3	15	IRWIN	105.1
17	5	JONES	115.3			20	SWANN	118.3	17	SHELTON	105.1
18	14	TINKER	114.9			3	PINSON	118.1	22	SEABRIGHT	105.0
19	9	HART	114.7			13	CLARIDGE	117.5	13	CLARIDGE	105.0
20	21	MAGUIRE	114.3			21	MAGUIRE	117.5	21	MAGUIRE	104.3
21	6	LYONS	113.5			17	SHELTON	115.7	3	PINSON	102.9
22	24	HOPPER	106.6			24	HOPPER	115.7	24	HOPPER	101.3

Weather / Track : Bright / Dry

Results can be found at www.tsl-timing.comDonington Park National
Circuit Length = 1.9790 miles
Start: 14:00 Flag 14:30 End: 14:32

Printed - 14:34 Friday, 24 May 2019

MCRCB BULLETIN TK041

2019 Bennetts British Superbike Championship - Datatag Round 3

2019 British Talent Cup

FREE PRACTICE 2 - STATISTICS

Competitors Started 22
Planned Start 2019-05-24 @ 14:00:00.000
Actual Start 2019-05-24 @ 14:00:00.358
Finish Time 2019-05-24 @ 14:30:00.358
Track Length 1.9790mi.
Total Laps 493
Total Distance Covered 975.6801mi.

Session Fastest Lap History

NO	NAME	LAP TIME	TIME OF DAY	LAP	VEHICLE
5	Osian JONES	1:18.575	14:02:55.472	2	Honda
13	Harvey CLARIDGE	1:18.570	14:02:55.516	2	Honda
18	Jamie DAVIS	1:18.246	14:02:56.144	2	Honda
19	Charlie FARRER	1:16.995	14:02:56.146	2	Honda
4	Scott OGDEN	1:16.308	14:04:38.533	3	Honda
23	Cameron HORSMAN	1:16.192	14:04:43.355	3	Honda
23	Cameron HORSMAN	1:15.828	14:05:59.183	4	Honda
22	Fenton SEABRIGHT	1:15.729	14:07:18.237	5	Honda
23	Cameron HORSMAN	1:15.669	14:08:31.129	6	Honda
23	Cameron HORSMAN	1:15.549	14:09:46.678	7	Honda
23	Cameron HORSMAN	1:15.435	14:16:06.357	12	Honda
23	Cameron HORSMAN	1:15.142	14:21:08.341	16	Honda
23	Cameron HORSMAN	1:15.109	14:26:09.536	20	Honda

Flag History

TYPE	TIME OF DAY
GREEN	14:00:00.358
FINISH	14:30:00.358

Flag Statistics

TYPE	COUNT	TOTAL LAPS	TOTAL TIME
Green	1	24	32:07.005
Red	0	0	0.000
Safety Car	0	0	0.000
FCY	0	0	0.000

Weather / Track : Bright / Dry

These results are provisional until the conclusion of any judicial and technical matters.

Donington Park National
Circuit Length = 1.9790 miles
Start: 14:00 Flag 14:30 End: 14:32

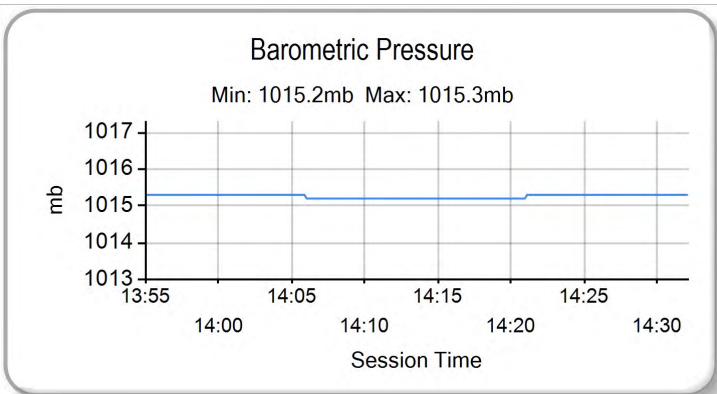
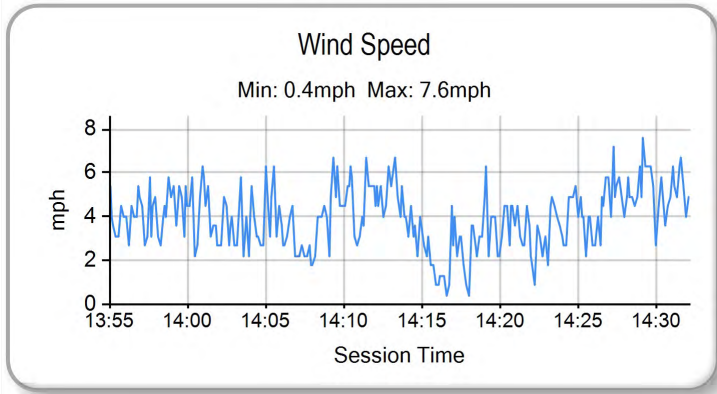
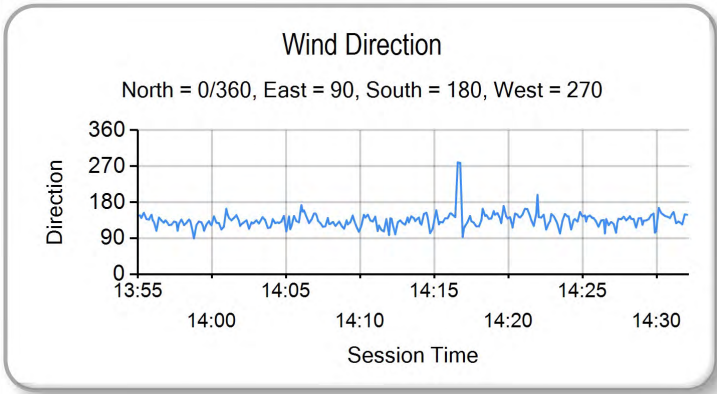
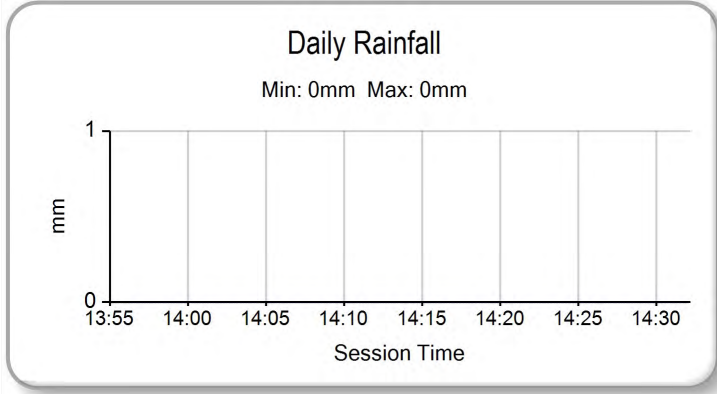
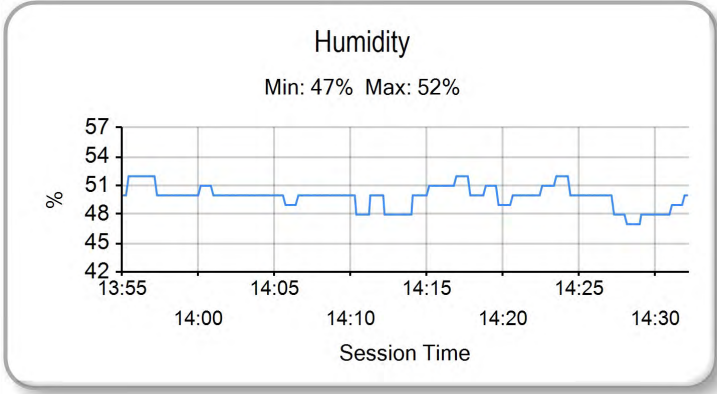
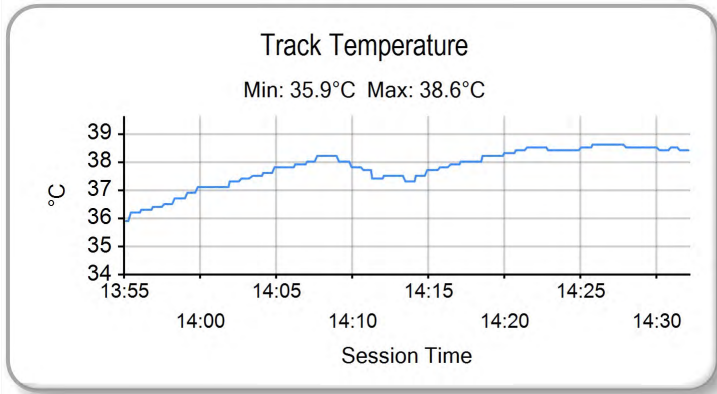
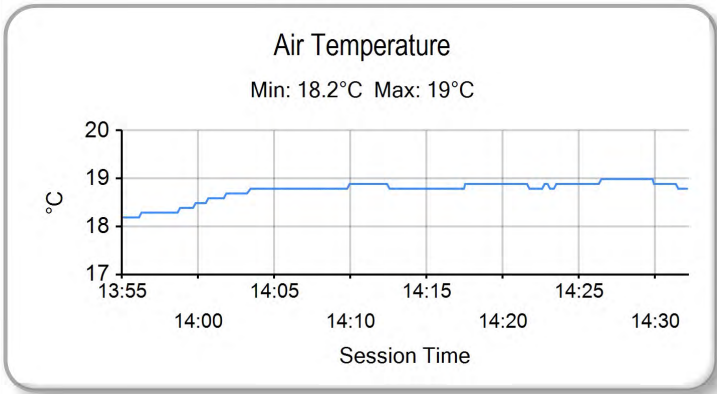
Race Director :	Stewards :	Timekeeper :
-----------------	------------	--------------

MCRCB BULLETIN TK042

2019 Bennetts British Superbike Championship - Datatag Round 3

2019 British Talent Cup

FREE PRACTICE 2 - WEATHER CONDITIONS



Weather / Track : Bright / Dry

Results can be found at www.tsl-timing.com

Donington Park National
Circuit Length = 1.9790 miles
Start: 14:00 Flag 14:30 End: 14:32

Printed - 14:34 Friday, 24 May 2019

FREE PRACTICE - COMBINED CLASSIFICATION

POS	NO	NAME	NAT	ENTRY	FIRST		SECOND			DIFF
					TIME	LAPS	TIME	LAPS	GAP	
1	23	Cameron HORSMAN	GBR	Honda - British Talent Cup	1:15.710	23	1:15.109	24		
2	19	Charlie FARRER	GBR	Honda - British Talent Cup	1:16.387	23	1:15.329	23	0.220	0.220
3	4	Scott OGDEN	GBR	Honda - British Talent Cup	1:15.626	23	1:15.406	22	0.297	0.077
4	22	Fenton SEABRIGHT	GBR	Honda - British Talent Cup	1:15.856	23	1:15.597	22	0.488	0.191
5	2	Jack NIXON	GBR	Honda - British Talent Cup	1:16.529	22	1:15.616	23	0.507	0.019
6	7	Charlie ATKINS	GBR	Honda - British Talent Cup	1:15.635	23	1:15.777	22	0.526	0.019
7	15	Rhys IRWIN	IRL	Honda - British Talent Cup	1:16.680	23	1:16.171	23	1.062	0.536
8	3	Elliot PINSON	GBR	Honda - British Talent Cup	1:17.120	22	1:16.295	22	1.186	0.124
9	10	Jack HART	GBR	Honda - British Talent Cup	1:16.952	22	1:16.429	21	1.320	0.134
10	8	Edward O'SHEA	GBR	Honda - British Talent Cup	1:19.105	22	1:16.465	23	1.356	0.036
11	9	Brian HART	GBR	Honda - British Talent Cup	1:17.276	21	1:16.543	22	1.434	0.078
12	20	Scott SWANN	GBR	Honda - British Talent Cup	1:17.615	23	1:16.648	22	1.539	0.105
13	18	Jamie DAVIS	GBR	Honda - British Talent Cup	1:17.446	22	1:16.688	23	1.579	0.040
14	5	Osian JONES	GBR	Honda - British Talent Cup	1:19.114	21	1:16.695	22	1.586	0.007
15	13	Harvey CLARIDGE	GBR	Honda - British Talent Cup	1:18.288	7	1:16.788	22	1.679	0.093
16	6	Jamie LYONS	IRL	Honda - British Talent Cup	1:19.241	6	1:17.131	22	2.022	0.343
17	12	Torin COLLINS	GBR	Honda - British Talent Cup	1:19.620	22	1:17.214	23	2.105	0.083
18	14	Corey TINKER	GBR	Honda - British Talent Cup	1:17.740	22	1:17.269	21	2.160	0.055
19	21	Ross MAGUIRE	GBR	Honda - British Talent Cup	1:18.982	21	1:17.696	23	2.587	0.427
20	16	Harry LEIGH	GBR	Honda - British Talent Cup	1:18.622	22	1:17.708	23	2.599	0.012
21	17	Zak SHELTON	GBR	Honda - British Talent Cup	1:19.646	22	1:17.904	23	2.795	0.196
22	24	George HOPPER	GBR	Honda - British Talent Cup	1:21.281	21	1:18.711	22	3.602	0.807

QUALIFYING LAPTIME (107.0% of 1:15.109) = 1:20.366

Weather / Track : Bright / Dry

These results are provisional until the conclusion of any judicial and technical matters.

Donington Park National
Circuit Length = 1.9790 miles
Start: 14:00 Flag 14:30 End: 14:32

Race Director :	Stewards :	Timekeeper :
-----------------	------------	--------------

Results can be found at www.britishsuperbike.com

Printed - 14:35 Friday, 24 May 2019

2019 British Talent Cup

QUALIFYING - CLASSIFICATION

POS	NO	NAME	NAT	ENTRY	TIME	ON	LAPS	GAP	DIFF	MPH
1	22	Fenton SEABRIGHT	GBR	Honda - British Talent Cup	1:14.157	12	23			96.07
2	10	Jack HART	GBR	Honda - British Talent Cup	1:14.896	24	24	0.739	0.739	95.12
3	7	Charlie ATKINS	GBR	Honda - British Talent Cup	1:14.976	16	21	0.819	0.080	95.02
4	23	Cameron HORSMAN	GBR	Honda - British Talent Cup	1:14.993	13	23	0.836	0.017	95.00
5	15	Rhys IRWIN	IRL	Honda - British Talent Cup	1:15.014	22	23	0.857	0.021	94.97
6	2	Jack NIXON	GBR	Honda - British Talent Cup	1:15.029	12	19	0.872	0.015	94.95
7	19	Charlie FARRER	GBR	Honda - British Talent Cup	1:15.049	23	23	0.892	0.020	94.93
8	20	Scott SWANN	GBR	Honda - British Talent Cup	1:15.057	24	24	0.900	0.008	94.92
9	3	Elliot PINSON	GBR	Honda - British Talent Cup	1:15.081	16	21	0.924	0.024	94.89
10	4	Scott OGDEN	GBR	Honda - British Talent Cup	1:15.118	18	19	0.961	0.037	94.84
11	9	Brian HART	GBR	Honda - British Talent Cup	1:15.196	22	22	1.039	0.078	94.74
12	18	Jamie DAVIS	GBR	Honda - British Talent Cup	1:15.688	7	22	1.531	0.492	94.13
13	12	Torin COLLINS	GBR	Honda - British Talent Cup	1:15.875	15	23	1.718	0.187	93.89
14	8	Edward O'SHEA	GBR	Honda - British Talent Cup	1:16.050	5	23	1.893	0.175	93.68
15	6	Jamie LYONS	IRL	Honda - British Talent Cup	1:16.200	20	24	2.043	0.150	93.49
16	13	Harvey CLARIDGE	GBR	Honda - British Talent Cup	1:16.207	22	22	2.050	0.007	93.49
17	14	Corey TINKER	GBR	Honda - British Talent Cup	1:16.469	20	23	2.312	0.262	93.17
18	21	Ross MAGUIRE	GBR	Honda - British Talent Cup	1:16.958	23	23	2.801	0.489	92.57
19	17	Zak SHELTON	GBR	Honda - British Talent Cup	1:17.162	9	23	3.005	0.204	92.33
20	5	Osian JONES	GBR	Honda - British Talent Cup	1:17.265	13	15	3.108	0.103	92.21
21	16	Harry LEIGH	GBR	Honda - British Talent Cup	1:17.389	18	21	3.232	0.124	92.06
22	24	George HOPPER	GBR	Honda - British Talent Cup	1:17.472	11	22	3.315	0.083	91.96

QUALIFYING LAPTIME (107.0% of 1:14.157) = 1:19.347

Weather / Track : Bright / Dry

These results are provisional until the conclusion of any judicial and technical matters.

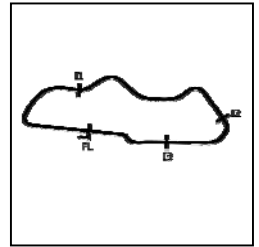
Donington Park National
Circuit Length = 1.9790 miles
Start: 09:00 Flag 09:30 End: 09:31

Race Director :	Stewards :	Timekeeper :
-----------------	------------	--------------

Results can be found at www.britishsuperbike.com

Printed - 09:32 Saturday, 25 May 2019

QUALIFYING - SECTOR ANALYSIS



SECTOR 1 = FL to I1, SECTOR 2 = I1 to I2 SECTOR 3 = I2 to I3, SECTOR 4 = I3 to FL, DIFF = Difference To Personal Best Lap, P = Crossed Finish Line in Pit Lane, D = Time Disallowed

P1 22		Fenton SEABRIGHT				Honda - British Talent Cup						
IDEAL LAP TIME : 1:14.018		BEST LAP TIME : 1:14.157				DIFFERENCE : 0.139						
LAP	SECTOR 1	SECTOR 2	SECTOR 3	SECTOR 4	LAP TIME	MPH	DIFF	TIME OF DAY				
1 -	OUTLAP	98.6	29.278	13.857	114.5	14.200	101.2		09:01:34.560			
2 -	21.976	111.2	27.718	13.480	116.7	13.670	104.3	1:16.844	92.71	2.687	09:02:51.404	
3 -	21.584	117.9	26.945	13.340	117.9	13.496	104.8	1:15.365	94.53	1.208	09:04:06.769	
4 -	21.585	117.7	26.807	13.333	117.9	13.392	104.6	1:15.117	94.84	0.960	09:05:21.886	
5 -	21.450	119.1	26.769	13.334	117.3	13.331	104.6	1:14.884	95.14	0.727	09:06:36.770	
6 -	21.495	120.9	26.489	13.305	117.7	13.359	105.1	1:14.648	95.44	0.491	09:07:51.418	
7 -	21.388	120.9	26.826	13.444	117.1	13.290	104.8	1:14.948	95.06	0.791	09:09:06.366	
8 -	21.357	122.0	26.609	13.605	117.3	13.232	105.1	1:14.803	95.24	0.646	09:10:21.169	
9 -	21.398	122.6	26.566	13.314	117.3	13.316	103.5	1:14.594	95.51	0.437	09:11:35.763	
10 -	21.455	121.1	26.742	13.317	116.9	13.348	104.2	1:14.862	95.17	0.705	09:12:50.625	
11 -	21.449	122.6	26.511	13.391	117.9	13.190	105.1	1:14.541	95.58	0.384	09:14:05.166	
12 -	21.304	121.1	26.484	13.230	117.9	13.139	105.6	1:14.157 (1)	96.07		09:15:19.323	
13 -	24.124	100.0	28.911	14.112	108.5	IN PIT		1:26.114	P	82.73	11.957	09:16:45.437
14 -	OUTLAP	108.5	29.375	13.608	117.9	14.451	104.3	1:37.510	73.06	23.353	09:18:22.947	
15 -	21.466	121.1	26.827	13.560	116.1	13.581	104.6	1:15.434	94.44	1.277	09:19:38.381	
16 -	23.580	88.4	30.552	13.696	117.1	13.387	105.3	1:21.215	87.72	7.058	09:20:59.596	
17 -	21.497	122.4	27.123	13.334	120.0	13.402	104.6	1:15.356	94.54	1.199	09:22:14.952	
18 -	21.318	120.9	26.814	13.403	117.9	13.288	104.5	1:14.823	95.21	0.666	09:23:29.775	
19 -	21.338	122.4	27.118	13.363	118.3	IN PIT		1:18.659	P	90.57	4.502	09:24:48.434
20 -	OUTLAP	101.0	30.515	13.649	116.5	13.542	103.8	1:39.809	71.38	25.652	09:26:28.243	
21 -	21.467	122.2	26.692	13.309	118.1	13.281	104.8	1:14.749	95.31	0.592	09:27:42.992	
22 -	21.283	122.2	26.445	13.151	119.8	13.376	104.6	1:14.255	(2)	95.94	0.098	09:28:57.247
23 -	21.343	119.8	26.503	13.358	117.9	13.328	105.5	1:14.532	(3)	95.59	0.375	09:30:11.779

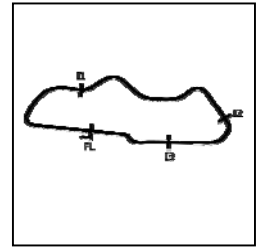
P2 10		Jack HART				Honda - British Talent Cup						
IDEAL LAP TIME : 1:14.797		BEST LAP TIME : 1:14.896				DIFFERENCE : 0.099						
LAP	SECTOR 1	SECTOR 2	SECTOR 3	SECTOR 4	LAP TIME	MPH	DIFF	TIME OF DAY				
1 -	OUTLAP	96.6	29.306	13.575	119.8	14.026	105.0				09:01:44.183	
2 -	22.098	106.6	28.398	13.401	121.1	13.868	106.6	1:17.765	91.61	2.869	09:03:01.948	
3 -	21.577	111.8	28.212	13.864	121.5	14.130	106.8	1:17.783	91.59	2.887	09:04:19.731	
4 -	22.350	111.4	27.595	13.386	120.2	13.635	105.6	1:16.966	92.56	2.070	09:05:36.697	
5 -	21.609	117.3	27.230	13.201	121.3	13.863	108.0	1:15.903	93.86	1.007	09:06:52.600	
6 -	21.960	107.7	27.540	13.351	119.6	13.617	105.5	1:16.468	93.17	1.572	09:08:09.068	
7 -	21.645	115.3	27.042	13.424	118.3	13.589	104.8	1:15.700	94.11	0.804	09:09:24.768	
8 -	21.693	112.2	27.177	13.492	117.7	13.646	104.5	1:16.008	93.73	1.112	09:10:40.776	
9 -	21.621	116.1	26.978	13.375	119.1	13.708	105.0	1:15.682	94.13	0.786	09:11:56.458	
10 -	21.781	115.9	27.009	13.420	117.5	13.565	105.3	1:15.775	94.02	0.879	09:13:12.233	
11 -	21.598	116.5	27.011	13.356	118.5	13.496	105.8	1:15.461	94.41	0.565	09:14:27.694	
12 -	21.908	109.2	29.042	16.291	87.4	14.696	103.8	1:21.937	86.95	7.041	09:15:49.631	
13 -	22.061	111.8	27.510	13.887	113.9	14.076	104.8	1:17.534	91.89	2.638	09:17:07.165	
14 -	21.712	112.9	27.432	13.401	118.9	13.769	106.0	1:16.314	93.35	1.418	09:18:23.479	
15 -	21.533	118.1	27.103	13.340	118.7	13.749	106.6	1:15.725	94.08	0.829	09:19:39.204	
16 -	21.611	117.1	27.071	13.382	119.4	13.629	105.5	1:15.693	94.12	0.797	09:20:54.897	
17 -	21.554	117.5	27.021	14.151	106.8	14.026	104.5	1:16.752	92.82	1.856	09:22:11.649	
18 -	21.563	118.9	27.203	13.358	118.5	13.675	105.0	1:15.799	93.99	0.903	09:23:27.448	
19 -	21.928	109.1	27.851	14.142	110.1	14.624	103.8	1:18.545	90.70	3.649	09:24:45.993	
20 -	21.569	118.3	26.969	13.225	119.1	13.681	106.0	1:15.444	(3)	94.43	0.548	09:26:01.437
21 -	21.422	117.3	27.205	13.216	119.4	14.704	101.6	1:16.547	93.07	1.651	09:27:17.984	
22 -	21.499	118.7	27.867	13.376	117.5	13.661	104.6	1:16.403	93.25	1.507	09:28:34.387	
23 -	21.554	116.3	26.826	13.261	118.3	13.545	105.1	1:15.186	(2)	94.76	0.290	09:29:49.573
24 -	21.392	116.3	26.708	13.291	118.3	13.505	105.3	1:14.896 (1)	95.12		09:31:04.469	

P3 7		Charlie ATKINS				Honda - British Talent Cup					
IDEAL LAP TIME : 1:14.703		BEST LAP TIME : 1:14.976				DIFFERENCE : 0.273					
LAP	SECTOR 1	SECTOR 2	SECTOR 3	SECTOR 4	LAP TIME	MPH	DIFF	TIME OF DAY			
1 -	OUTLAP	98.9	29.149	13.319	123.1	14.636	105.3				09:01:39.053
2 -	22.061	113.1	28.474	13.371	123.3	14.736	106.8	1:18.642	90.59	3.666	09:02:57.695
3 -	22.043	114.7	27.743	13.186	123.1	14.083	107.3	1:17.055	92.46	2.079	09:04:14.750

Weather / Track : Bright / Dry

Donington Park National
Circuit Length = 1.9790 miles
Start: 09:00 Flag 09:30 End: 09:31

QUALIFYING - SECTOR ANALYSIS



SECTOR 1 = FL to I1, SECTOR 2 = I1 to I2 SECTOR 3 = I2 to I3, SECTOR 4 = I3 to FL, DIFF = Difference To Personal Best Lap, P = Crossed Finish Line in Pit Lane, D = Time Disallowed

4 -	21.830	120.9	27.937	13.235	122.4	13.930	105.3	1:16.932	92.60	1.956	09:05:31.682	
5 -	21.776	119.6	27.464	13.333	118.9	13.793	106.0	1:16.366	93.29	1.390	09:06:48.048	
6 -	21.630	120.4	27.104	13.267	118.7	13.671	105.6	1:15.672	94.15	0.696	09:08:03.720	
7 -	21.540	120.4	27.306	13.383	117.7	13.682	105.0	1:15.911	93.85	0.935	09:09:19.631	
8 -	21.640	120.0	30.373	16.563	74.0	IN PIT		1:29.934	P	79.22	09:10:49.565	
9 -	OUTLAP	106.5	41.962	13.785	118.1	13.650	106.3	2:43.471	43.58	1:28.495	09:13:33.036	
10 -	21.836	117.9	27.367	13.408	118.7	13.527	106.1	1:16.138	93.57	1.162	09:14:49.174	
11 -	21.628	119.1	26.981	13.136	120.6	13.563	107.5	1:15.308	(3)	94.60	0.332	09:16:04.482
12 -	21.446	118.9	26.990	13.092	122.4	13.875	106.0	1:15.403	94.48	0.427	09:17:19.885	
13 -	21.442	120.4	26.823	13.288	119.4	13.510	106.8	1:15.063	(2)	94.91	0.087	09:18:34.948
14 -	21.488	119.6	27.210	13.199	121.5	13.540	106.8	1:15.437	94.44	0.461	09:19:50.385	
15 -	21.502	117.5	27.039	13.328	119.6	13.551	106.3	1:15.420	94.46	0.444	09:21:05.805	
16 -	21.566	119.1	26.877	13.135	120.2	13.398	106.3	1:14.976	(1)	95.02	09:22:20.781	
17 -	21.390	120.6	27.452	14.223	112.0	13.686	105.1	1:16.751	92.82	1.775	09:23:37.532	
18 -	21.500	120.6	27.599	13.384	117.7	13.651	104.0	1:16.134	93.58	1.158	09:24:53.666	
19 -	21.622	119.8	27.208	13.355	116.5	13.687	104.3	1:15.872	93.90	0.896	09:26:09.538	
20 -	22.071	115.5	32.602	15.125	103.8	13.752	106.0	1:23.550	85.27	8.574	09:27:33.088	
21 -	22.004	114.5	27.604	13.723	117.5	13.860	106.3	1:17.191	92.29	2.215	09:28:50.279	

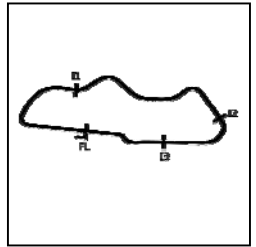
P4	23	Cameron HORSMAN					Honda - British Talent Cup					
IDEAL LAP TIME : 1:14.660		BEST LAP TIME : 1:14.993					DIFFERENCE : 0.333					
LAP	SECTOR 1	SECTOR 2	SECTOR 3	SECTOR 4	LAP TIME	MPH	DIFF	TIME OF DAY				
1 -	OUTLAP	89.3	31.686	13.939	118.9	14.585	101.6			09:02:06.628		
2 -	22.372	108.7	28.121	14.065	116.3	14.167	104.8	1:18.725	90.50	3.732	09:03:25.353	
3 -	21.686	119.1	27.182	13.418	118.9	13.669	105.3	1:15.955	93.80	0.962	09:04:41.308	
4 -	21.577	118.3	26.945	13.379	118.3	13.612	105.0	1:15.513	94.34	0.520	09:05:56.821	
5 -	21.711	120.0	27.143	13.561	117.9	13.584	105.0	1:15.999	93.74	1.006	09:07:12.820	
6 -	21.562	119.4	26.939	13.357	118.1	13.611	104.6	1:15.469	94.40	0.476	09:08:28.289	
7 -	21.583	121.1	26.984	13.391	118.1	13.634	105.6	1:15.592	94.25	0.599	09:09:43.881	
8 -	21.939	111.4	27.695	13.437	118.3	13.657	104.3	1:16.728	92.85	1.735	09:11:00.609	
9 -	21.591	120.6	26.957	13.373	118.5	13.580	104.8	1:15.501	94.36	0.508	09:12:16.110	
10 -	21.936	117.3	26.918	13.307	119.4	13.700	104.5	1:15.861	93.91	0.868	09:13:31.971	
11 -	21.949	115.1	27.052	13.388	117.5	13.925	103.4	1:16.314	93.35	1.321	09:14:48.285	
12 -	21.941	115.3	27.068	13.351	118.7	13.527	106.6	1:15.887	93.88	0.894	09:16:04.172	
13 -	21.327	119.8	26.894	13.304	117.9	13.468	105.3	1:14.993	(1)	95.00	09:17:19.165	
14 -	21.409	122.2	27.078	13.330	117.9	13.459	105.6	1:15.276	94.64	0.283	09:18:34.441	
15 -	21.580	120.4	26.878	13.284	118.1	13.380	106.6	1:15.122	(3)	94.84	0.129	09:19:49.563
16 -	21.797	114.3	27.031	13.465	117.9	13.516	104.8	1:15.809	93.98	0.816	09:21:05.372	
17 -	21.504	122.2	26.712	13.255	118.5	13.623	105.3	1:15.094	(2)	94.87	0.101	09:22:20.466
18 -	21.531	122.0	27.390	15.031	98.8	IN PIT		1:22.816	P	86.02	7.823	09:23:43.282
19 -	OUTLAP	105.6	27.695	13.477	116.7	13.689	103.8	1:45.537	67.50	30.544	09:25:28.819	
20 -	21.552	118.9	26.698	13.392	116.9	13.678	104.5	1:15.320	94.59	0.327	09:26:44.139	
21 -	21.460	119.8	26.912	13.398	117.7	13.651	104.3	1:15.421	94.46	0.428	09:27:59.560	
22 -	21.530	119.6	26.804	13.377	117.3	13.613	105.0	1:15.324	94.58	0.331	09:29:14.884	
23 -	21.508	119.4	26.767	13.423	117.3	13.566	105.3	1:15.264	94.66	0.271	09:30:30.148	

P5	15	Rhys IRWIN					Honda - British Talent Cup					
IDEAL LAP TIME : 1:14.785		BEST LAP TIME : 1:15.014					DIFFERENCE : 0.229					
LAP	SECTOR 1	SECTOR 2	SECTOR 3	SECTOR 4	LAP TIME	MPH	DIFF	TIME OF DAY				
1 -	OUTLAP	103.7	29.301	13.593	120.6	14.090	105.6			09:01:38.502		
2 -	21.981	110.7	28.968	13.435	120.9	14.029	106.0	1:18.413	90.86	3.399	09:02:56.915	
3 -	21.596	119.1	27.523	13.368	120.6	14.061	107.2	1:16.548	93.07	1.534	09:04:13.463	
4 -	21.689	117.9	27.718	13.298	120.6	13.623	106.1	1:16.328	93.34	1.314	09:05:29.791	
5 -	21.622	114.1	27.328	13.325	119.4	13.575	105.8	1:15.850	93.93	0.836	09:06:45.641	
6 -	21.572	117.9	26.966	13.416	117.3	13.661	105.0	1:15.615	94.22	0.601	09:08:01.256	
7 -	21.393	118.7	27.190	13.469	118.9	13.826	104.5	1:15.878	93.89	0.864	09:09:17.134	
8 -	21.551	116.1	26.998	13.365	119.1	13.547	104.3	1:15.461	94.41	0.447	09:10:32.595	
9 -	22.057	113.9	29.462	14.293	107.2	14.205	104.5	1:20.017	89.03	5.003	09:11:52.612	
10 -	21.496	119.4	26.894	13.173	118.9	13.831	105.0	1:15.394	94.49	0.380	09:13:08.006	
11 -	21.720	118.3	27.527	13.522	112.2	14.581	105.5	1:17.350	92.10	2.336	09:14:25.356	
12 -	21.501	119.4	26.876	13.251	120.0	13.474	106.5	1:15.102	(2)	94.86	0.088	09:15:40.458
13 -	22.297	106.5	28.665	17.798	73.5	14.904	104.2	1:23.664	85.15	8.650	09:17:04.122	
14 -	21.831	114.3	27.982	13.974	112.0	IN PIT		1:23.760	P	85.06	8.746	09:18:27.882

Weather / Track : Bright / Dry

Donington Park National
Circuit Length = 1.9790 miles
Start: 09:00 Flag 09:30 End: 09:31

QUALIFYING - SECTOR ANALYSIS



SECTOR 1 = FL to I1, SECTOR 2 = I1 to I2 SECTOR 3 = I2 to I3, SECTOR 4 = I3 to FL, DIFF = Difference To Personal Best Lap, P = Crossed Finish Line in Pit Lane, D = Time Disallowed

LAP	SECTOR 1	SECTOR 2	SECTOR 3	SECTOR 4	LAP TIME	MPH	DIFF	TIME OF DAY			
15 -	OUTLAP	93.9	32.573	14.424	109.4	IN PIT	1:50.298 P	64.59	35.284	09:20:18.180	
16 -	OUTLAP	93.0	30.218	17.982	85.3	14.817	98.3	1:50.100	64.71	35.086	09:22:08.280
17 -	22.534	114.3	27.647	13.451	116.7	13.941	105.8	1:17.573	91.84	2.559	09:23:25.853
18 -	21.576	116.5	27.836	14.281	116.9	13.979	106.3	1:17.672	91.72	2.658	09:24:43.525
19 -	21.484	119.6	26.912	13.445	117.7	13.677	103.5	1:15.518	94.34	0.504	09:25:59.043
20 -	21.556	117.5	26.852	13.384	117.5	13.525	104.2	1:15.317	94.59	0.303	09:27:14.360
21 -	21.520	117.9	26.773	13.676	116.3	13.585	106.0	1:15.554	94.29	0.540	09:28:29.914
22 -	21.455	117.1	26.772	13.340	116.9	13.447	104.5	1:15.014 (1)	94.97		09:29:44.928
23 -	21.516	117.5	26.799	13.367	117.1	13.468	104.5	1:15.150 (3)	94.80	0.136	09:31:00.078

P6 2 Jack NIXON Honda - British Talent Cup

IDEAL LAP TIME : 1:14.967 BEST LAP TIME : 1:15.029 DIFFERENCE : 0.062

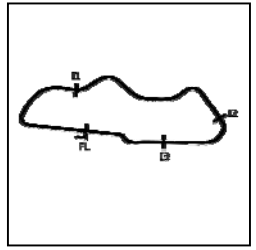
LAP	SECTOR 1	SECTOR 2	SECTOR 3	SECTOR 4	LAP TIME	MPH	DIFF	TIME OF DAY			
1 -	OUTLAP	96.8	29.397	13.915	117.9	14.212	104.6		09:01:37.335		
2 -	22.165	107.8	28.675	13.611	117.7	13.875	104.5	1:18.326	90.96	3.297	09:02:55.661
3 -	21.914	114.9	27.594	13.724	117.5	13.778	105.0	1:17.010	92.51	1.981	09:04:12.671
4 -	21.995	113.1	27.582	13.503	120.2	13.735	106.1	1:16.815	92.75	1.786	09:05:29.486
5 -	21.436	116.7	27.160	13.267	120.9	13.580	106.3	1:15.443 (3)	94.43	0.414	09:06:44.929
6 -	21.414	119.1	26.947	13.287	119.6	13.792	104.6	1:15.440 (2)	94.44	0.411	09:08:00.369
7 -	21.836	116.3	27.315	13.623	116.1	13.916	103.7	1:16.690	92.90	1.661	09:09:17.059
8 -	21.457	117.9	27.528	13.499	118.7	13.667	104.8	1:16.151	93.55	1.122	09:10:33.210
9 -	21.612	113.9	29.277	14.059	112.2	14.144	105.5	1:19.092	90.08	4.063	09:11:52.302
10 -	21.488	120.6	26.962	13.225	120.6	13.838	105.8	1:15.513	94.34	0.484	09:13:07.815
11 -	21.478	120.9	27.375	14.011	110.0	14.276	105.8	1:17.140	92.35	2.111	09:14:24.955
12 -	21.417	120.2	26.815	13.158	121.5	13.639	105.3	1:15.029 (1)	94.95		09:15:39.984
13 -	22.650	104.2	29.984	14.368	107.2	IN PIT		1:28.443 P	80.55	13.414	09:17:08.427
14 -	OUTLAP	102.2	29.428	14.461	107.7	14.308	102.9	7:13.345	16.44	5:58.316	09:24:21.772
15 -	21.780	121.1	27.329	13.533	116.7	13.724	104.5	1:16.366	93.29	1.337	09:25:38.138
16 -	21.578	121.1	26.894	13.432	116.7	13.639	104.2	1:15.543	94.31	0.514	09:26:53.681
17 -	21.516	118.7	27.612	13.838	115.1	14.151	104.6	1:17.117	92.38	2.088	09:28:10.798
18 -	21.691	119.8	27.243	13.514	117.1	13.720	104.6	1:16.168	93.53	1.139	09:29:26.966
19 -	21.846	118.1	27.106	14.231	109.1	14.670	94.3	1:17.853	91.51	2.824	09:30:44.819

P7 19 Charlie FARRER Honda - British Talent Cup

IDEAL LAP TIME : 1:14.673 BEST LAP TIME : 1:15.049 DIFFERENCE : 0.376

LAP	SECTOR 1	SECTOR 2	SECTOR 3	SECTOR 4	LAP TIME	MPH	DIFF	TIME OF DAY			
1 -	OUTLAP	102.2	29.388	13.596	119.4	14.064	107.3		09:01:38.299		
2 -	21.890	112.9	28.975	13.630	119.1	13.851	107.0	1:18.346	90.93	3.297	09:02:56.645
3 -	21.462	122.0	27.524	13.372	120.0	13.819	106.3	1:16.177	93.52	1.128	09:04:12.822
4 -	21.616	118.1	27.437	13.660	117.5	13.669	104.6	1:16.382	93.27	1.333	09:05:29.204
5 -	21.577	118.9	26.991	13.432	117.5	13.489	105.0	1:15.489	94.37	0.440	09:06:44.693
6 -	21.490	120.2	26.947	13.450	117.5	14.430	103.5	1:16.317	93.35	1.268	09:08:01.010
7 -	21.480	120.9	27.145	13.507	119.4	13.655	103.2	1:15.787	94.00	0.738	09:09:16.797
8 -	21.530	121.1	27.037	13.573	116.7	13.579	104.0	1:15.719	94.09	0.670	09:10:32.516
9 -	25.116	94.6	33.309	15.529	90.1	IN PIT		1:32.729 P	76.83	17.680	09:12:05.245
10 -	OUTLAP	85.3	32.834	15.895	111.8	14.136	103.2	1:56.189	61.31	41.140	09:14:01.434
11 -	21.770	118.7	27.753	15.039	98.9	14.081	106.6	1:18.643	90.59	3.594	09:15:20.077
12 -	22.057	115.9	27.613	15.546	86.1	IN PIT		1:24.961 P	83.85	9.912	09:16:45.038
13 -	OUTLAP	114.5	27.303	13.463	120.9	13.753	107.2	1:38.641	72.22	23.592	09:18:23.679
14 -	21.655	118.3	26.947	13.185	121.3	13.349	106.5	1:15.136 (2)	94.82	0.087	09:19:38.815
15 -	21.534	118.9	27.129	13.626	117.1	13.577	103.4	1:15.866	93.91	0.817	09:20:54.681
16 -	21.493	119.1	26.789	13.490	117.9	13.373	104.6	1:15.145 (3)	94.81	0.096	09:22:09.826
17 -	21.402	121.5	27.038	13.567	116.9	13.651	103.2	1:15.658	94.16	0.609	09:23:25.484
18 -	21.600	115.5	28.056	13.600	117.3	13.527	103.8	1:16.783	92.78	1.734	09:24:42.267
19 -	21.686	118.9	27.120	13.605	116.3	13.628	102.9	1:16.039	93.69	0.990	09:25:58.306
20 -	21.496	118.9	27.000	13.514	116.5	13.520	103.8	1:15.530	94.32	0.481	09:27:13.836
21 -	21.477	118.3	26.898	13.466	116.3	13.474	104.0	1:15.315	94.59	0.266	09:28:29.151
22 -	21.511	118.3	26.963	13.483	116.5	13.458	105.1	1:15.415	94.47	0.366	09:29:44.566
23 -	21.350	118.5	26.847	13.395	117.7	13.457	104.8	1:15.049 (1)	94.93		09:30:59.615

QUALIFYING - SECTOR ANALYSIS



SECTOR 1 = FL to I1, SECTOR 2 = I1 to I2, SECTOR 3 = I2 to I3, SECTOR 4 = I3 to FL, DIFF = Difference To Personal Best Lap, P = Crossed Finish Line in Pit Lane, D = Time Disallowed

P8		20		Scott SWANN		Honda - British Talent Cup					
IDEAL LAP TIME : 1:14.738		BEST LAP TIME : 1:15.057		DIFFERENCE : 0.319							
LAP	SECTOR 1	SECTOR 2	SECTOR 3	SECTOR 4	LAP TIME	MPH	DIFF	TIME OF DAY			
1 -	OUTLAP	104.0	29.430	13.916	116.7	14.841	101.6				09:01:39.074
2 -	22.205	112.7	28.407	13.738	119.4	14.383	106.1	1:18.733	90.49	3.676	09:02:57.807
3 -	21.717	121.5	27.524	13.509	118.1	13.654	104.8	1:16.404	93.24	1.347	09:04:14.211
4 -	21.619	117.5	27.418	13.187	120.9	13.809	106.5	1:16.033	93.70	0.976	09:05:30.244
5 -	21.611	114.7	27.254	13.196	121.3	13.609	104.5	1:15.670	94.15	0.613	09:06:45.914
6 -	21.570	113.9	27.276	13.352	119.1	13.466	107.0	1:15.664	94.16	0.607	09:08:01.578
7 -	21.540	118.1	27.192	13.327	120.0	13.814	105.6	1:15.873	93.90	0.816	09:09:17.451
8 -	21.604	114.7	27.251	13.626	116.7	13.505	105.5	1:15.986	93.76	0.929	09:10:33.437
9 -	21.730	118.5	28.628	13.619	117.1	13.635	102.7	1:17.612	91.79	2.555	09:11:51.049
10 -	21.896	116.3	27.396	13.506	115.3	13.630	102.7	1:16.428	93.22	1.371	09:13:07.477
11 -	21.680	117.3	27.253	13.693	113.5	13.540	102.7	1:16.166	93.54	1.109	09:14:23.643
12 -	21.696	118.7	27.369	13.597	115.3	13.869	104.8	1:16.531	93.09	1.474	09:15:40.174
13 -	22.207	112.7	30.460	14.379	106.1	15.396	101.0	1:22.442	86.42	7.385	09:17:02.616
14 -	22.537	112.5	27.787	13.665	114.5	13.787	102.6	1:17.776	91.60	2.719	09:18:20.392
15 -	22.389	108.5	29.786	13.376	117.7	13.446	105.0	1:18.997	90.18	3.940	09:19:39.389
16 -	21.678	115.7	27.043	13.358	118.9	13.550	104.6	1:15.629	94.20	0.572	09:20:55.018
17 -	21.570	115.3	27.014	13.467	117.1	13.406	104.5	1:15.457 (3)	94.41	0.400	09:22:10.475
18 -	21.583	118.7	26.955	13.546	115.7	13.646	104.6	1:15.730	94.07	0.673	09:23:26.205
19 -	21.908	110.7	27.749	13.710	116.3	13.939	105.3	1:17.306	92.16	2.249	09:24:43.511
20 -	21.627	117.1	27.054	13.236	118.9	13.764	100.3	1:15.681	94.14	0.624	09:25:59.192
21 -	21.736	118.1	27.049	13.393	117.7	13.315	106.6	1:15.493	94.37	0.436	09:27:14.685
22 -	21.538	115.1	26.917	13.254	119.4	13.830	104.0	1:15.539	94.31	0.482	09:28:30.224
23 -	21.440	116.7	26.944	13.212	120.0	13.513	103.4	1:15.109 (2)	94.85	0.052	09:29:45.333
24 -	21.582	118.5	26.796	13.351	116.3	13.328	105.8	1:15.057 (1)	94.92		09:31:00.390

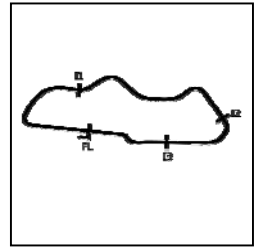
P9		3		Elliot PINSON		Honda - British Talent Cup					
IDEAL LAP TIME : 1:14.891		BEST LAP TIME : 1:15.081		DIFFERENCE : 0.190							
LAP	SECTOR 1	SECTOR 2	SECTOR 3	SECTOR 4	LAP TIME	MPH	DIFF	TIME OF DAY			
1 -	OUTLAP	95.8	29.383	13.361	121.1	14.840	100.1				09:01:39.726
2 -	21.877	116.1	28.239	13.705	118.9	14.421	106.3	1:18.242	91.05	3.161	09:02:57.968
3 -	22.091	110.7	27.620	13.318	121.5	13.917	106.3	1:16.946	92.59	1.865	09:04:14.914
4 -	21.844	120.0	28.024	13.433	120.2	13.695	106.8	1:16.996	92.53	1.915	09:05:31.910
5 -	22.089	120.9	27.480	13.291	120.4	13.792	104.8	1:16.652	92.94	1.571	09:06:48.562
6 -	21.662	120.2	27.198	13.352	118.3	13.706	104.8	1:15.918	93.84	0.837	09:08:04.480
7 -	21.459	120.6	27.224	13.299	117.5	13.553	104.5	1:15.535 (3)	94.32	0.454	09:09:20.015
8 -	21.437	121.7	27.489	13.470	116.5	13.785	102.2	1:16.181	93.52	1.100	09:10:36.196
9 -	21.822	113.1	28.642	14.081	109.2	IN PIT		1:24.767 P	84.04	9.686	09:12:00.963
10 -	OUTLAP	119.6	27.415	13.693	115.3	13.763	103.7	3:23.791	34.96	2:08.710	09:15:24.754
11 -	21.728	120.6	27.218	13.562	115.5	14.441	101.2	1:16.949	92.58	1.868	09:16:41.703
12 -	21.867	120.2	27.255	13.659	112.7	IN PIT		1:21.652 P	87.25	6.571	09:18:03.355
13 -	OUTLAP	117.9	27.496	13.531	115.1	13.677	104.5	1:39.277	71.76	24.196	09:19:42.632
14 -	21.442	120.6	27.175	13.392	116.9	13.543	103.4	1:15.552	94.30	0.471	09:20:58.184
15 -	22.291	119.4	27.696	13.463	118.1	13.506	105.5	1:16.956	92.58	1.875	09:22:15.140
16 -	21.424	121.1	26.898	13.342	117.7	13.417	104.3	1:15.081 (1)	94.89		09:23:30.221
17 -	21.377	121.5	27.899	13.388	117.1	13.673	103.2	1:16.337	93.33	1.256	09:24:46.558
18 -	21.504	122.2	26.945	13.199	118.1	13.647	103.8	1:15.295 (2)	94.62	0.214	09:26:01.853
19 -	21.609	120.6	28.093	14.023	113.1	IN PIT		1:21.931 P	86.95	6.850	09:27:23.784
20 -	OUTLAP	116.7	27.436	13.632	115.5	13.904	103.0	1:38.223	72.53	23.142	09:29:02.007
21 -	21.614	122.4	26.992	13.438	115.7	13.573	103.2	1:15.617	94.22	0.536	09:30:17.624

P10		4		Scott OGDEN		Honda - British Talent Cup					
IDEAL LAP TIME : 1:14.886		BEST LAP TIME : 1:15.118		DIFFERENCE : 0.232							
LAP	SECTOR 1	SECTOR 2	SECTOR 3	SECTOR 4	LAP TIME	MPH	DIFF	TIME OF DAY			
1 -	OUTLAP	88.1	31.519	14.213	113.5	14.585	101.3				09:02:06.512
2 -	22.261	107.0	28.016	13.773	113.9	13.921	104.2	1:17.971	91.37	2.853	09:03:24.483
3 -	21.796	116.7	27.230	13.519	116.3	13.652	103.7	1:16.197	93.50	1.079	09:04:40.680
4 -	21.796	113.1	27.636	13.338	118.5	13.590	106.0	1:16.360	93.30	1.242	09:05:57.040
5 -	21.644	119.4	27.158	13.441	118.9	13.639	106.8	1:15.882	93.89	0.764	09:07:12.922

Weather / Track : Bright / Dry

Donington Park National
Circuit Length = 1.9790 miles
Start: 09:00 Flag 09:30 End: 09:31

QUALIFYING - SECTOR ANALYSIS



SECTOR 1 = FL to I1, SECTOR 2 = I1 to I2 SECTOR 3 = I2 to I3, SECTOR 4 = I3 to FL, DIFF = Difference To Personal Best Lap, P = Crossed Finish Line in Pit Lane, D = Time Disallowed

6 -	21.730	118.1	27.042	13.231	118.1	13.522	106.6	1:15.525	94.33	0.407	09:08:28.447
7 -	21.654	117.3	27.114	13.307	118.5	13.497	106.5	1:15.572	94.27	0.454	09:09:44.019
8 -	21.996	110.1	27.901	13.340	118.3	13.530	105.8	1:16.767	92.80	1.649	09:11:00.786
9 -	21.578	118.9	26.956	13.234	118.7	13.664	106.5	1:15.432	94.45	0.314	09:12:16.218
10 -	21.578	118.9	26.871	13.581	115.1	14.003	105.3	1:16.033	93.70	0.915	09:13:32.251
11 -	21.800	114.3	27.094	13.225	118.9	13.797	104.0	1:15.916	93.84	0.798	09:14:48.167
12 -	21.589	120.2	26.820	13.349	116.9	13.615	104.2	1:15.373	(3) 94.52	0.255	09:16:03.540
13 -	21.574	117.9	27.504	13.305	119.6	IN PIT		1:18.562	P 90.68	3.444	09:17:22.102
14 -	OUTLAP	106.1	29.359	13.826	114.1	13.920	101.9	7:12.410	16.47	5:57.292	09:24:34.512
15 -	21.888	116.5	27.027	13.513	114.5	13.681	103.2	1:16.109	93.61	0.991	09:25:50.621
16 -	21.580	122.0	27.021	13.520	115.1	13.666	103.2	1:15.787	94.00	0.669	09:27:06.408
17 -	21.558	115.1	26.973	13.493	115.3	13.556	102.9	1:15.580	94.26	0.462	09:28:21.988
18 -	21.442	121.1	26.844	13.390	116.3	13.442	103.7	1:15.118	(1) 94.84		09:29:37.106
19 -	21.451	118.1	26.906	13.518	115.5	13.399	104.3	1:15.274	(2) 94.64	0.156	09:30:52.380

P11 9 Brian HART Honda - British Talent Cup

IDEAL LAP TIME : 1:14.973 BEST LAP TIME : 1:15.196 DIFFERENCE : 0.223

LAP	SECTOR 1	SECTOR 2	SECTOR 3	SECTOR 4	LAP TIME	MPH	DIFF	TIME OF DAY			
1 -	OUTLAP	101.8	30.241	13.992	116.9	14.412	104.3				09:01:37.781
2 -	22.065	110.7	28.685	13.622	114.9	14.138	105.3	1:18.510	90.74	3.314	09:02:56.291
3 -	21.696	116.5	27.788	13.305	119.8	14.195	106.5	1:16.984	92.54	1.788	09:04:13.275
4 -	21.644	113.9	27.548	13.380	121.1	13.836	104.6	1:16.408	93.24	1.212	09:05:29.683
5 -	21.567	114.1	27.267	13.265	119.4	13.744	104.3	1:15.843	93.93	0.647	09:06:45.526
6 -	21.806	116.5	27.103	13.315	119.8	13.707	106.3	1:15.931	93.83	0.735	09:08:01.457
7 -	21.424	117.1	27.171	13.391	119.1	13.829	105.3	1:15.815	93.97	0.619	09:09:17.272
8 -	21.657	115.3	27.215	13.931	112.7	13.925	105.3	1:16.728	92.85	1.532	09:10:34.000
9 -	21.657	118.5	28.775	14.112	102.6	IN PIT		1:22.804	P 86.04	7.608	09:11:56.804
10 -	OUTLAP	106.6	29.653	13.968	113.9	13.953	103.5	2:43.409	43.60	1:28.213	09:14:40.213
11 -	21.881	114.3	27.470	13.485	116.3	13.821	104.2	1:16.657	92.94	1.461	09:15:56.870
12 -	21.826	114.1	27.149	13.432	117.3	13.576	105.1	1:15.983	93.76	0.787	09:17:12.853
13 -	21.743	114.7	27.560	13.610	116.1	13.760	103.7	1:16.673	92.92	1.477	09:18:29.526
14 -	22.158	113.5	28.102	13.868	113.9	IN PIT		1:21.172	P 87.77	5.976	09:19:50.698
15 -	OUTLAP	112.5	27.505	13.598	119.1	13.548	104.0	2:19.417	51.10	1:04.221	09:22:10.115
16 -	21.422	116.7	27.020	13.433	119.4	13.754	103.5	1:15.629	94.20	0.433	09:23:25.744
17 -	21.808	112.9	27.902	13.834	116.5	13.985	103.2	1:17.529	91.89	2.333	09:24:43.273
18 -	21.545	117.7	26.886	13.776	116.3	13.829	104.8	1:16.036	93.70	0.840	09:25:59.309
19 -	21.479	116.5	26.896	13.242	120.2	13.594	106.0	1:15.211	(2) 94.72	0.015	09:27:14.520
20 -	21.595	114.7	26.807	13.346	116.9	13.579	103.2	1:15.327	(3) 94.58	0.131	09:28:29.847
21 -	21.675	114.3	26.937	13.355	117.3	13.707	105.0	1:15.674	94.14	0.478	09:29:45.521
22 -	21.529	115.9	26.842	13.196	118.7	13.629	105.3	1:15.196	(1) 94.74		09:31:00.717

P12 18 Jamie DAVIS Honda - British Talent Cup

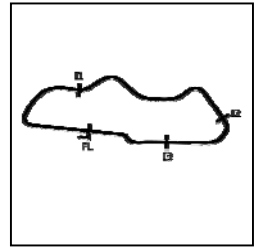
IDEAL LAP TIME : 1:15.422 BEST LAP TIME : 1:15.688 DIFFERENCE : 0.266

LAP	SECTOR 1	SECTOR 2	SECTOR 3	SECTOR 4	LAP TIME	MPH	DIFF	TIME OF DAY			
1 -	OUTLAP	101.2	29.938	14.033	118.3	14.257	104.3				09:01:37.518
2 -	22.144	113.1	28.700	13.476	120.0	13.954	105.0	1:18.274	91.02	2.586	09:02:55.792
3 -	21.934	115.5	27.693	13.609	117.3	13.952	106.5	1:17.188	92.30	1.500	09:04:12.980
4 -	21.811	112.0	28.241	13.257	121.1	13.704	106.1	1:17.013	92.51	1.325	09:05:29.993
5 -	21.638	114.3	27.289	13.330	120.9	13.850	106.0	1:16.107	93.61	0.419	09:06:46.100
6 -	21.561	116.9	27.342	13.146	122.2	13.833	105.1	1:15.882	(2) 93.89	0.194	09:08:01.982
7 -	21.497	119.8	27.199	13.252	120.0	13.740	105.3	1:15.688	(1) 94.13		09:09:17.670
8 -	21.539	117.1	27.283	13.517	116.7	13.760	104.6	1:16.099	(3) 93.62	0.411	09:10:33.769
9 -	21.595	120.9	28.047	13.929	112.4	13.848	104.8	1:17.419	92.02	1.731	09:11:51.188
10 -	21.858	114.3	27.562	13.339	118.9	14.009	104.8	1:16.768	92.80	1.080	09:13:07.956
11 -	21.659	118.5	27.251	13.526	116.5	13.732	103.4	1:16.168	93.53	0.480	09:14:24.124
12 -	21.809	116.9	27.444	13.378	118.7	13.607	105.3	1:16.238	93.45	0.550	09:15:40.362
13 -	22.504	106.1	28.769	14.258	103.7	IN PIT		1:27.129	P 81.77	11.441	09:17:07.491
14 -	OUTLAP	111.8	28.969	16.557	103.2	IN PIT		1:47.056	P 66.55	31.368	09:18:54.547
15 -	OUTLAP	112.7	28.783	14.580	116.5	13.838	103.7	2:51.592	41.52	1:35.904	09:21:46.139
16 -	23.329	110.7	27.890	14.783	104.8	14.683	101.9	1:20.685	88.30	4.997	09:23:06.824
17 -	21.903	117.9	27.460	13.519	116.5	13.863	103.2	1:16.745	92.83	1.057	09:24:23.569
18 -	21.791	119.6	27.182	13.450	116.5	13.805	103.2	1:16.228	93.46	0.540	09:25:39.797
19 -	21.721	117.7	27.172	13.522	116.5	13.701	104.0	1:16.116	93.60	0.428	09:26:55.913

Donington Park National
Circuit Length = 1.9790 miles
Start: 09:00 Flag 09:30 End: 09:31

Weather / Track : Bright / Dry

QUALIFYING - SECTOR ANALYSIS



SECTOR 1 = FL to I1, SECTOR 2 = I1 to I2 SECTOR 3 = I2 to I3, SECTOR 4 = I3 to FL, DIFF = Difference To Personal Best Lap, P = Crossed Finish Line in Pit Lane, D = Time Disallowed

20 -	21.754	116.5	27.420	13.279	120.0	13.822	103.0	1:16.275	93.40	0.587	09:28:12.188
21 -	21.921	120.4	27.404	13.493	116.1	13.748	103.2	1:16.566	93.05	0.878	09:29:28.754
22 -	22.592	110.1	28.811	14.249	110.0	14.365	101.2	1:20.017	89.03	4.329	09:30:48.771

P13		12		Torin COLLINS				Honda - British Talent Cup							
IDEAL LAP TIME : 1:15.664		BEST LAP TIME : 1:15.875		DIFFERENCE : 0.211											
LAP	SECTOR 1	SECTOR 2	SECTOR 3	SECTOR 4	LAP TIME	MPH	DIFF	TIME OF DAY							
1 -	OUTLAP	88.7	30.770	14.175	118.3	14.614	103.5					09:01:43.391			
2 -	22.661	106.8	29.157	13.667	119.1	14.225	104.6	1:19.710	89.38	3.835		09:03:03.101			
3 -	22.323	107.7	28.601	13.758	118.9	14.110	105.0	1:18.792	90.42	2.917		09:04:21.893			
4 -	22.004	110.0	28.394	13.523	118.9	13.923	105.0	1:17.844	91.52	1.969		09:05:39.737			
5 -	21.779	115.1	28.068	13.764	117.5	14.126	105.6	1:17.737	91.65	1.862		09:06:57.474			
6 -	22.000	111.8	28.114	13.790	116.1	14.157	104.3	1:18.061	91.27	2.186		09:08:15.535			
7 -	22.004	111.2	27.837	13.676	114.9	14.313	102.4	1:17.830	91.54	1.955		09:09:33.365			
8 -	21.934	111.2	27.417	13.599	115.5	13.902	102.7	1:16.852	92.70	0.977		09:10:50.217			
9 -	21.874	113.5	27.711	13.484	116.3	14.026	103.0	1:17.095	92.41	1.220		09:12:07.312			
10 -	21.866	114.3	27.811	13.508	116.1	14.024	103.7	1:17.209	92.27	1.334		09:13:24.521			
11 -	22.335	108.2	27.768	13.570	116.5	14.142	104.5	1:17.815	91.55	1.940		09:14:42.336			
12 -	22.361	108.5	27.704	13.496	115.5	14.029	103.7	1:17.590	91.82	1.715		09:15:59.926			
13 -	22.471	111.1	27.690	13.675	116.1	14.073	103.7	1:17.909	91.44	2.034		09:17:17.835			
14 -	22.110	108.4	27.428	13.671	114.5	13.622	105.5	1:16.831	92.73	0.956		09:18:34.666			
15 -	21.626	116.5	27.151	13.362	118.1	13.736	107.5	1:15.875 (1)	93.89			09:19:50.541			
16 -	21.556	114.1	27.569	13.335	118.5	13.873	103.4	1:16.333 (2)	93.33	0.458		09:21:06.874			
17 -	21.569	114.7	27.482	13.509	116.7	13.814	103.5	1:16.374 (3)	93.28	0.499		09:22:23.248			
18 -	21.929	112.9	27.733	13.804	115.3	14.140	101.3	1:17.606	91.80	1.731		09:23:40.854			
19 -	22.176	112.4	27.705	13.527	116.1	14.183	101.0	1:17.591	91.82	1.716		09:24:58.445			
20 -	22.059	110.5	27.515	13.529	115.1	14.079	103.4	1:17.182	92.30	1.307		09:26:15.627			
21 -	22.001	109.1	27.715	13.710	115.3	13.884	104.5	1:17.310	92.15	1.435		09:27:32.937			
22 -	22.049	109.4	27.879	13.598	119.4	13.976	106.6	1:17.502	91.92	1.627		09:28:50.439			
23 -	21.866	110.3	27.536	13.663	116.3	13.858	104.3	1:16.923	92.62	1.048		09:30:07.362			

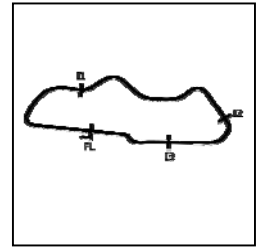
P14		8		Edward O'SHEA				Honda - British Talent Cup							
IDEAL LAP TIME : 1:15.827		BEST LAP TIME : 1:16.050		DIFFERENCE : 0.223											
LAP	SECTOR 1	SECTOR 2	SECTOR 3	SECTOR 4	LAP TIME	MPH	DIFF	TIME OF DAY							
1 -	OUTLAP	93.7	30.275	14.347	117.1	14.265	104.5					09:01:42.066			
2 -	22.240	102.9	28.614	13.622	122.0	14.312	106.6	1:18.788	90.42	2.738		09:03:00.854			
3 -	22.185	109.6	28.634	13.800	121.7	14.085	102.7	1:18.704	90.52	2.654		09:04:19.558			
4 -	22.238	110.7	27.987	13.426	121.5	13.669	106.8	1:17.320	92.14	1.270		09:05:36.878			
5 -	21.586	113.3	27.396	13.312	122.0	13.756	107.7	1:16.050 (1)	93.68			09:06:52.928			
6 -	22.219	112.9	28.174	13.367	122.4	13.804	106.5	1:17.564	91.85	1.514		09:08:10.492			
7 -	21.846	116.7	27.893	13.846	119.1	13.668	106.5	1:17.253	92.22	1.203		09:09:27.745			
8 -	21.725	115.1	27.699	13.700	118.3	13.983	102.6	1:17.107	92.39	1.057		09:10:44.852			
9 -	21.996	117.5	27.846	13.552	118.5	13.865	103.5	1:17.259	92.21	1.209		09:12:02.111			
10 -	21.884	113.9	27.607	13.738	116.5	13.754	105.1	1:16.983	92.54	0.933		09:13:19.094			
11 -	21.727	118.5	27.489	13.613	118.3	13.786	105.1	1:16.615 (2)	92.99	0.565		09:14:35.709			
12 -	21.746	118.3	27.362	13.576	119.6	14.012	104.3	1:16.696 (3)	92.89	0.646		09:15:52.405			
13 -	21.675	117.1	27.651	13.688	116.3	14.313	102.4	1:17.327	92.13	1.277		09:17:09.732			
14 -	22.354	109.6	27.745	13.609	117.3	13.946	105.3	1:17.654	91.74	1.604		09:18:27.386			
15 -	21.823	113.5	31.729	14.072	116.7	14.008	104.8	1:21.632	87.27	5.582		09:19:49.018			
16 -	22.643	104.5	28.575	13.664	119.4	13.893	104.0	1:18.775	90.44	2.725		09:21:07.793			
17 -	21.821	112.2	27.519	13.680	118.5	13.865	105.1	1:16.885	92.66	0.835		09:22:24.678			
18 -	22.063	116.9	27.806	13.625	117.7	13.716	105.0	1:17.210	92.27	1.160		09:23:41.888			
19 -	21.888	114.9	28.103	13.711	118.1	13.726	104.5	1:17.428	92.01	1.378		09:24:59.316			
20 -	21.751	112.5	27.596	13.536	118.5	13.898	101.6	1:16.781	92.79	0.731		09:26:16.097			
21 -	22.018	110.5	27.493	13.415	118.7	13.862	103.7	1:16.788	92.78	0.738		09:27:32.885			
22 -	21.990	110.3	27.645	13.765	117.5	13.928	104.0	1:17.328	92.13	1.278		09:28:50.213			
23 -	21.956	115.1	27.261	13.709	116.7	13.993	100.7	1:16.919	92.62	0.869		09:30:07.132			

P15		6		Jamie LYONS				Honda - British Talent Cup							
IDEAL LAP TIME : 1:16.071		BEST LAP TIME : 1:16.200		DIFFERENCE : 0.129											
LAP	SECTOR 1	SECTOR 2	SECTOR 3	SECTOR 4	LAP TIME	MPH	DIFF	TIME OF DAY							
1 -	OUTLAP	93.3	30.693	14.271	120.2	14.412	105.8					09:01:38.011			

Weather / Track : Bright / Dry

Donington Park National
Circuit Length = 1.9790 miles
Start: 09:00 Flag 09:30 End: 09:31

QUALIFYING - SECTOR ANALYSIS



SECTOR 1 = FL to I1, SECTOR 2 = I1 to I2, SECTOR 3 = I2 to I3, SECTOR 4 = I3 to FL, DIFF = Difference To Personal Best Lap, P = Crossed Finish Line in Pit Lane, D = Time Disallowed

2 -	22.113	108.5	29.686	14.134	120.2	14.413	105.8	1:20.346	88.67	4.146	09:02:58.357
3 -	21.957	111.2	28.490	13.749	119.4	13.793	105.5	1:17.989	91.35	1.789	09:04:16.346
4 -	22.001	109.2	28.446	13.661	121.1	13.912	106.3	1:18.020	91.31	1.820	09:05:34.366
5 -	21.873	111.4	28.247	13.528	119.8	14.068	103.4	1:17.716	91.67	1.516	09:06:52.082
6 -	22.326	105.0	28.376	13.513	118.9	13.694	104.6	1:17.909	91.44	1.709	09:08:09.991
7 -	21.996	108.0	28.002	13.688	117.3	13.994	103.2	1:17.680	91.71	1.480	09:09:27.671
8 -	22.023	108.9	27.729	13.605	119.4	13.874	103.8	1:17.231	92.25	1.031	09:10:44.902
9 -	22.135	113.3	28.103	13.696	116.5	13.790	103.5	1:17.724	91.66	1.524	09:12:02.626
10 -	21.821	112.0	27.752	13.465	118.1	13.740	103.8	1:16.778	92.79	0.578	09:13:19.404
11 -	21.815	114.9	27.587	13.564	118.1	13.738	104.8	1:16.704	(3) 92.88	0.504	09:14:36.108
12 -	21.806	114.5	27.487	13.559	117.3	14.074	105.6	1:16.926	92.61	0.726	09:15:53.034
13 -	21.921	113.5	27.421	13.405	120.0	13.903	104.2	1:16.650	(2) 92.95	0.450	09:17:09.684
14 -	21.993	110.7	27.932	13.720	116.1	13.749	104.3	1:17.394	92.05	1.194	09:18:27.078
15 -	21.909	115.7	27.776	13.534	116.9	13.673	104.6	1:16.892	92.65	0.692	09:19:43.970
16 -	21.818	113.3	27.757	13.526	118.1	14.511	99.2	1:17.612	91.79	1.412	09:21:01.582
17 -	21.933	116.9	28.018	13.619	117.7	13.963	102.7	1:17.533	91.89	1.333	09:22:19.115
18 -	21.952	111.8	27.837	13.687	115.9	13.891	102.1	1:17.367	92.08	1.167	09:23:36.482
19 -	21.899	114.5	28.267	13.562	119.1	13.939	102.4	1:17.667	91.73	1.467	09:24:54.149
20 -	21.634	117.1	27.359	13.448	116.7	13.759	102.9	1:16.200	(1) 93.49		09:26:10.349
21 -	21.714	116.9	27.582	13.846	115.5	13.774	102.4	1:16.916	92.62	0.716	09:27:27.265
22 -	21.734	115.7	27.743	13.685	115.3	13.926	102.4	1:17.088	92.42	0.888	09:28:44.353
23 -	21.786	115.7	27.537	13.679	115.3	13.815	103.0	1:16.817	92.74	0.617	09:30:01.170
24 -	21.731	115.7	27.548	13.770	115.5	13.868	102.9	1:16.917	92.62	0.717	09:31:18.087

P16	13	Harvey CLARIDGE				Honda - British Talent Cup			
IDEAL LAP TIME : 1:15.993		BEST LAP TIME : 1:16.207		DIFFERENCE : 0.214					

LAP	SECTOR 1	SECTOR 2	SECTOR 3	SECTOR 4	LAP TIME	MPH	DIFF	TIME OF DAY			
1 -	OUTLAP	92.6	29.457	14.133	121.5	14.465	106.5	09:01:38.178			
2 -	22.194	110.5	28.811	13.635	118.7	14.610	104.3	1:19.250	89.90	3.043	09:02:57.428
3 -	21.821	118.9	27.982	13.396	120.0	13.810	106.3	1:17.009	92.51	0.802	09:04:14.437
4 -	21.828	120.4	28.009	13.425	118.7	14.131	105.8	1:17.393	92.05	1.186	09:05:31.830
5 -	21.884	120.9	27.560	13.402	118.3	14.032	106.1	1:16.878	92.67	0.671	09:06:48.708
6 -	21.859	119.1	27.665	13.471	117.7	13.921	105.0	1:16.916	92.62	0.709	09:08:05.624
7 -	21.843	119.1	27.753	13.592	115.3	14.024	104.0	1:17.212	92.27	1.005	09:09:22.836
8 -	21.905	115.7	28.455	14.054	114.1	13.925	104.5	1:18.339	90.94	2.132	09:10:41.175
9 -	21.793	119.8	27.581	13.486	116.9	13.741	104.2	1:16.601	93.00	0.394	09:11:57.776
10 -	21.889	118.1	27.389	13.611	115.3	13.814	104.3	1:16.703	92.88	0.496	09:13:14.479
11 -	21.799	120.0	27.338	13.573	115.5	13.727	104.3	1:16.437	(2) 93.20	0.230	09:14:30.916
12 -	22.002	119.6	27.653	13.651	113.9	14.087	103.7	1:17.393	92.05	1.186	09:15:48.309
13 -	22.204	106.6	28.393	14.413	107.2	IN PIT		1:24.253	P 84.56	8.046	09:17:12.562
14 -	OUTLAP	115.7	28.134	14.006	112.0	IN PIT		1:39.065	P 71.91	22.858	09:18:51.627
15 -	OUTLAP	115.5	28.313	13.894	113.5	14.438	102.4	1:36.702	73.67	20.495	09:20:28.329
16 -	22.416	119.6	27.597	13.474	119.6	14.068	104.5	1:17.555	91.86	1.348	09:21:45.884
17 -	22.238	118.1	28.323	13.545	117.7	IN PIT		1:22.394	P 86.47	6.187	09:23:08.278
18 -	OUTLAP	113.5	27.743	13.650	117.5	14.135	100.0	1:35.133	74.89	18.926	09:24:43.411
19 -	21.914	116.9	27.331	13.345	118.9	13.995	103.2	1:16.585	(3) 93.02	0.378	09:25:59.996
20 -	21.835	118.3	27.968	13.468	119.4	IN PIT		1:20.024	P 89.03	3.817	09:27:20.020
21 -	OUTLAP	109.8	28.081	13.525	115.3	13.969	103.5	1:35.906	74.28	19.699	09:28:55.926
22 -	21.687	119.6	27.345	13.545	115.7	13.630	105.8	1:16.207	(1) 93.49		09:30:12.133

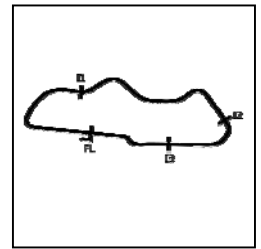
P17	14	Corey TINKER				Honda - British Talent Cup			
IDEAL LAP TIME : 1:15.969		BEST LAP TIME : 1:16.469		DIFFERENCE : 0.500					

LAP	SECTOR 1	SECTOR 2	SECTOR 3	SECTOR 4	LAP TIME	MPH	DIFF	TIME OF DAY			
1 -	OUTLAP	97.3	30.576	13.923	119.4	14.275	105.3	09:01:40.581			
2 -	22.577	108.7	28.479	13.622	119.6	14.002	106.8	1:18.680	90.55	2.211	09:02:59.261
3 -	22.150	110.9	28.073	13.304	122.9	13.965	107.3	1:17.492	91.94	1.023	09:04:16.753
4 -	22.059	111.8	27.966	13.434	121.3	13.880	107.0	1:17.339	92.12	0.870	09:05:34.092
5 -	21.991	114.5	28.482	13.520	118.7	14.229	107.5	1:18.222	91.08	1.753	09:06:52.314
6 -	21.981	109.4	27.929	13.304	121.7	13.894	106.6	1:17.108	92.39	0.639	09:08:09.422
7 -	21.657	113.7	27.548	13.531	118.3	13.836	105.5	1:16.572	93.04	0.103	09:09:25.994
8 -	21.788	112.2	27.587	13.495	118.3	13.979	105.0	1:16.849	92.70	0.380	09:10:42.843
9 -	22.062	115.1	27.731	13.428	118.1	13.908	105.0	1:17.129	92.37	0.660	09:11:59.972
10 -	21.894	114.1	27.654	13.492	117.3	13.926	105.1	1:16.966	92.56	0.497	09:13:16.938

Donington Park National
 Circuit Length = 1.9790 miles
 Start: 09:00 Flag 09:30 End: 09:31

Weather / Track : Bright / Dry

QUALIFYING - SECTOR ANALYSIS



SECTOR 1 = FL to I1, SECTOR 2 = I1 to I2 SECTOR 3 = I2 to I3, SECTOR 4 = I3 to FL, DIFF = Difference To Personal Best Lap, P = Crossed Finish Line in Pit Lane, D = Time Disallowed

11 -	21.861	117.1	27.678	13.788	116.1	14.194	104.6	1:17.521	91.90	1.052	09:14:34.459	
12 -	22.036	114.7	27.769	13.871	116.1	14.718	106.1	1:18.394	90.88	1.925	09:15:52.853	
13 -	21.638	115.9	27.380	13.585	119.8	14.147	103.7	1:16.750	92.82	0.281	09:17:09.603	
14 -	22.415	107.8	28.033	13.629	118.1	IN PIT		1:27.536	P	81.39	11.067	09:18:37.139
15 -	OUTLAP	107.2	28.083	13.541	119.6	14.228	107.0	1:51.298	64.01	34.829	09:20:28.437	
16 -	21.976	113.7	27.677	13.637	118.3	13.999	104.5	1:17.289	92.18	0.820	09:21:45.726	
17 -	22.224	115.9	28.334	13.582	117.1	14.195	104.0	1:18.335	90.95	1.866	09:23:04.061	
18 -	22.051	110.5	28.140	13.633	117.5	14.238	104.8	1:18.062	91.26	1.593	09:24:22.123	
19 -	21.925	114.9	27.300	13.453	118.3	13.890	105.6	1:16.568	(3)	93.04	0.099	09:25:38.691
20 -	21.816	117.7	27.239	13.484	117.1	13.930	104.8	1:16.469	(1)	93.17		09:26:55.160
21 -	22.036	113.7	27.667	13.411	118.1	14.143	106.6	1:17.257	92.22	0.788	09:28:12.417	
22 -	21.946	116.1	27.487	13.256	120.4	13.863	107.2	1:16.552	(2)	93.06	0.083	09:29:28.969
23 -	21.804	118.9	27.581	13.816	116.9	13.947	104.6	1:17.148	92.35	0.679	09:30:46.117	

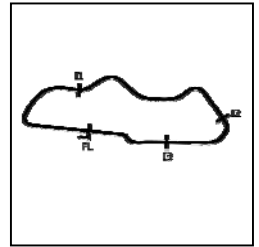
P18	21	Ross MAGUIRE				Honda - British Talent Cup						
IDEAL LAP TIME : 1:16.490		BEST LAP TIME : 1:16.958		DIFFERENCE : 0.468								
LAP	SECTOR 1	SECTOR 2	SECTOR 3	SECTOR 4	LAP TIME	MPH	DIFF	TIME OF DAY				
1 -	OUTLAP	89.2	30.116	14.314	111.2	15.343	96.0	09:01:39.769				
2 -	23.726	102.2	28.673	13.630	115.9	13.944	104.5	1:19.973	89.08	3.015	09:02:59.742	
3 -	22.221	110.1	28.043	13.603	116.3	13.818	104.2	1:17.685	91.71	0.727	09:04:17.427	
4 -	22.129	111.6	27.961	13.332	118.7	13.799	104.6	1:17.221	92.26	0.263	09:05:34.648	
5 -	22.024	112.5	27.982	13.655	117.5	14.183	104.0	1:17.844	91.52	0.886	09:06:52.492	
6 -	22.459	112.5	28.082	13.593	117.5	14.037	103.2	1:18.171	91.14	1.213	09:08:10.663	
7 -	22.093	113.3	27.511	13.801	115.1	14.026	102.7	1:17.431	92.01	0.473	09:09:28.094	
8 -	22.010	113.1	27.548	13.554	117.1	13.887	103.2	1:16.999	(2)	92.52	0.041	09:10:45.093
9 -	22.132	111.6	28.051	13.649	116.3	13.923	102.6	1:17.755	91.62	0.797	09:12:02.848	
10 -	22.061	112.4	27.668	13.580	113.9	13.840	101.8	1:17.149	92.34	0.191	09:13:19.997	
11 -	22.285	112.2	27.621	13.694	113.3	13.846	102.4	1:17.446	91.99	0.488	09:14:37.443	
12 -	22.093	113.3	27.679	13.602	113.3	13.866	101.9	1:17.240	92.24	0.282	09:15:54.683	
13 -	22.252	111.8	27.727	13.668	113.7	14.000	101.8	1:17.647	91.75	0.689	09:17:12.330	
14 -	22.169	113.7	27.941	13.580	114.9	14.032	102.9	1:17.722	91.66	0.764	09:18:30.052	
15 -	22.034	112.9	28.084	13.568	115.9	14.425	102.2	1:18.111	91.21	1.153	09:19:48.163	
16 -	25.191	96.0	28.476	13.915	112.9	13.880	101.3	1:21.462	87.45	4.504	09:21:09.625	
17 -	22.296	114.1	27.787	13.795	112.0	14.059	100.7	1:17.937	91.41	0.979	09:22:27.562	
18 -	23.170	103.8	28.885	13.969	111.2	14.300	101.2	1:20.324	88.69	3.366	09:23:47.886	
19 -	22.238	113.7	27.523	13.714	113.1	14.035	101.2	1:17.510	91.91	0.552	09:25:05.396	
20 -	22.170	114.3	27.702	13.847	112.4	13.950	101.5	1:17.669	91.73	0.711	09:26:23.065	
21 -	22.121	114.3	27.761	13.738	113.3	13.967	101.0	1:17.587	91.82	0.629	09:27:40.652	
22 -	22.052	113.9	27.683	13.589	114.7	13.791	103.7	1:17.115	(3)	92.38	0.157	09:28:57.767
23 -	21.856	114.9	27.531	13.674	115.3	13.897	103.2	1:16.958	(1)	92.57		09:30:14.725

P19	17	Zak SHELTON				Honda - British Talent Cup						
IDEAL LAP TIME : 1:16.520		BEST LAP TIME : 1:17.162		DIFFERENCE : 0.642								
LAP	SECTOR 1	SECTOR 2	SECTOR 3	SECTOR 4	LAP TIME	MPH	DIFF	TIME OF DAY				
1 -	OUTLAP	91.0	30.235	14.294	117.1	14.580	103.8	09:01:42.594				
2 -	22.391	104.3	28.843	13.995	118.5	14.183	103.4	1:19.412	89.71	2.250	09:03:02.006	
3 -	22.196	110.1	28.288	13.774	118.9	13.834	106.8	1:18.092	91.23	0.930	09:04:20.098	
4 -	22.489	107.3	28.501	13.862	119.6	13.880	107.2	1:18.732	90.49	1.570	09:05:38.830	
5 -	22.068	117.1	28.540	13.831	118.7	13.945	104.5	1:18.384	90.89	1.222	09:06:57.214	
6 -	22.082	117.1	28.126	14.032	114.7	14.016	104.3	1:18.256	91.04	1.094	09:08:15.470	
7 -	22.197	110.7	27.974	13.675	116.9	14.118	104.6	1:17.964	91.38	0.802	09:09:33.434	
8 -	22.178	110.0	28.030	13.740	116.3	13.778	104.5	1:17.726	91.66	0.564	09:10:51.160	
9 -	21.951	116.1	27.790	13.624	117.1	13.797	103.4	1:17.162	(1)	92.33		09:12:08.322
10 -	21.924	118.9	27.855	13.718	115.9	13.766	104.6	1:17.263	92.21	0.101	09:13:25.585	
11 -	22.160	117.9	27.800	13.754	116.3	13.660	105.1	1:17.374	92.08	0.212	09:14:42.959	
12 -	21.979	114.9	27.698	13.685	115.1	13.819	105.5	1:17.181	(2)	92.31	0.019	09:16:00.140
13 -	22.044	116.9	27.717	13.938	115.5	14.031	102.7	1:17.730	91.65	0.568	09:17:17.870	
14 -	22.175	105.1	27.876	13.855	114.3	13.904	104.6	1:17.810	91.56	0.648	09:18:35.680	
15 -	22.001	112.2	28.345	13.630	116.1	13.784	105.1	1:17.760	91.62	0.598	09:19:53.440	
16 -	21.683	113.9	27.553	14.508	115.3	14.061	103.4	1:17.805	91.57	0.643	09:21:11.245	
17 -	21.909	116.3	27.688	13.810	115.3	14.299	99.2	1:17.706	91.68	0.544	09:22:28.951	
18 -	22.030	110.7	28.341	13.863	114.7	13.790	104.2	1:18.024	91.31	0.862	09:23:46.975	
19 -	21.942	113.9	27.763	13.836	115.7	13.698	104.6	1:17.239	(3)	92.24	0.077	09:25:04.214

Weather / Track : Bright / Dry

Donington Park National
 Circuit Length = 1.9790 miles
 Start: 09:00 Flag 09:30 End: 09:31

QUALIFYING - SECTOR ANALYSIS



SECTOR 1 = FL to I1, SECTOR 2 = I1 to I2 SECTOR 3 = I2 to I3, SECTOR 4 = I3 to FL, DIFF = Difference To Personal Best Lap, P = Crossed Finish Line in Pit Lane, D = Time Disallowed

20 -	22.131	113.5	28.073	13.791	114.1	13.805	103.8	1:17.800	91.57	0.638	09:26:22.014
21 -	21.961	116.3	27.902	13.849	115.1	13.826	103.4	1:17.538	91.88	0.376	09:27:39.552
22 -	22.131	110.9	27.994	13.795	114.1	13.820	103.4	1:17.740	91.64	0.578	09:28:57.292
23 -	22.068	113.5	27.695	13.719	116.1	13.839	101.6	1:17.321	92.14	0.159	09:30:14.613

P20		5		Osian JONES				Honda - British Talent Cup				
IDEAL LAP TIME : 1:17.065		BEST LAP TIME : 1:17.265		DIFFERENCE : 0.200								
LAP	SECTOR 1	SECTOR 2	SECTOR 3	SECTOR 4	LAP TIME	MPH	DIFF	TIME OF DAY				
1 -	OUTLAP	97.5	30.183	14.089	114.7	14.676	102.2					09:01:36.385
2 -	22.839	102.7	29.764	13.778	118.1	14.858	105.1	1:21.239	87.69	3.974		09:02:57.624
3 -	22.353	110.1	28.067	13.470	118.7	14.072	105.5	1:17.962	91.38	0.697		09:04:15.586
4 -	22.287	110.9	28.168	13.442	118.5	14.067	104.0	1:17.964	91.38	0.699		09:05:33.550
5 -	22.206	113.3	28.272	13.717	115.9	14.443	102.9	1:18.638	90.60	1.373		09:06:52.188
6 -	22.566	111.4	28.312	13.562	119.1	14.235	105.8	1:18.675	90.55	1.410		09:08:10.863
7 -	22.145	113.1	27.812	13.473	118.7	14.010	103.2	1:17.440 (2)	92.00	0.175		09:09:28.303
8 -	22.406	102.9	30.564	15.436	100.6	IN PIT		1:30.999 P	78.29	13.734		09:10:59.302
9 -	OUTLAP	93.9	30.623	14.278	112.7	14.912	99.8	2:58.288	39.96	1:41.023		09:13:57.590
10 -	22.984	108.2	29.393	13.981	114.3	14.372	102.4	1:20.730	88.25	3.465		09:15:18.320
11 -	22.569	109.1	28.538	14.023	113.5	IN PIT		1:24.477 P	84.33	7.212		09:16:42.797
12 -	OUTLAP	106.1	28.803	13.698	115.9	14.684	101.2	1:40.193	71.10	22.928		09:18:22.990
13 -	22.287	112.9	27.772	13.370	118.5	13.836	103.8	1:17.265 (1)	92.21			09:19:40.255
14 -	22.087	108.9	27.884	13.592	116.3	13.954	102.9	1:17.517 (3)	91.91	0.252		09:20:57.772
15 -	23.006	116.1	28.017	13.589	117.1	13.926	103.2	1:18.538	90.71	1.273		09:22:16.310

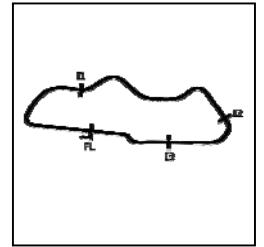
P21		16		Harry LEIGH				Honda - British Talent Cup				
IDEAL LAP TIME : 1:17.141		BEST LAP TIME : 1:17.389		DIFFERENCE : 0.248								
LAP	SECTOR 1	SECTOR 2	SECTOR 3	SECTOR 4	LAP TIME	MPH	DIFF	TIME OF DAY				
1 -	OUTLAP	90.8	30.255	13.773	120.9	14.413	105.3					09:01:40.862
2 -	22.859	98.8	28.950	13.776	119.6	14.115	106.1	1:19.700	89.39	2.311		09:03:00.562
3 -	22.180	114.5	28.799	13.910	118.5	14.213	106.3	1:19.102	90.06	1.713		09:04:19.664
4 -	22.691	107.5	28.528	13.669	119.1	14.173	105.6	1:19.061	90.11	1.672		09:05:38.725
5 -	21.981	116.9	28.545	13.759	117.3	IN PIT		1:24.096 P	84.72	6.707		09:07:02.821
6 -	OUTLAP	108.4	28.878	14.126	115.9	14.504	104.8	2:40.687	44.33	1:23.298		09:09:43.508
7 -	22.150	114.9	28.892	13.691	118.7	14.222	104.2	1:18.955	90.23	1.566		09:11:02.463
8 -	22.104	116.3	28.368	13.716	116.5	14.211	103.2	1:18.399	90.87	1.010		09:12:20.862
9 -	21.991	116.3	28.083	13.759	116.3	14.180	104.8	1:18.013	91.32	0.624		09:13:38.875
10 -	21.975	117.5	28.380	13.829	116.5	14.029	104.2	1:18.213	91.09	0.824		09:14:57.088
11 -	21.886	118.3	28.051	13.709	116.3	14.074	105.3	1:17.720 (2)	91.67	0.331		09:16:14.808
12 -	22.171	112.9	29.166	14.573	106.6	IN PIT		1:26.933 P	81.95	9.544		09:17:41.741
13 -	OUTLAP	113.9	29.285	13.863	116.9	14.187	103.8	3:03.338	38.86	1:45.949		09:20:45.079
14 -	22.273	117.9	28.446	13.957	116.9	14.056	104.3	1:18.732	90.49	1.343		09:22:03.811
15 -	22.280	113.9	28.398	13.917	115.9	14.099	103.8	1:18.694	90.53	1.305		09:23:22.505
16 -	21.954	114.5	28.978	13.945	116.7	14.069	103.8	1:18.946	90.24	1.557		09:24:41.451
17 -	21.891	116.7	28.177	13.806	117.1	14.604	104.8	1:18.478	90.78	1.089		09:25:59.929
18 -	21.692	118.7	27.915	13.649	118.3	14.133	104.5	1:17.389 (1)	92.06			09:27:17.318
19 -	21.866	118.3	28.316	13.595	119.6	13.971	105.0	1:17.748 (3)	91.63	0.359		09:28:35.066
20 -	21.834	116.5	28.147	13.765	117.5	14.244	103.8	1:17.990	91.35	0.601		09:29:53.056
21 -	21.918	117.5	28.228	13.860	116.7	13.939	105.1	1:17.945	91.40	0.556		09:31:11.001

P22		24		George HOPPER				Honda - British Talent Cup				
IDEAL LAP TIME : 1:16.988		BEST LAP TIME : 1:17.472		DIFFERENCE : 0.484								
LAP	SECTOR 1	SECTOR 2	SECTOR 3	SECTOR 4	LAP TIME	MPH	DIFF	TIME OF DAY				
1 -	OUTLAP	87.7	30.979	14.316	115.5	14.828	100.7					09:01:45.066
2 -	22.629	101.8	28.927	13.802	116.3	14.284	102.7	1:19.642	89.45	2.170		09:03:04.708
3 -	22.404	106.1	28.897	13.872	116.7	14.227	102.1	1:19.400	89.73	1.928		09:04:24.108
4 -	22.412	109.4	28.740	13.779	115.9	14.164	102.1	1:19.095	90.07	1.623		09:05:43.203
5 -	22.458	104.0	28.253	13.904	113.9	14.137	101.6	1:18.752	90.46	1.280		09:07:01.955
6 -	22.362	107.0	28.118	13.791	115.3	13.921	102.9	1:18.192	91.11	0.720		09:08:20.147
7 -	22.276	110.7	27.786	13.976	113.9	14.057	101.6	1:18.095	91.23	0.623		09:09:38.242
8 -	22.340	106.0	28.145	13.892	114.5	14.111	100.9	1:18.488	90.77	1.016		09:10:56.730
9 -	22.311	112.4	27.724	13.670	114.7	13.941	101.9	1:17.646	91.75	0.174		09:12:14.376
10 -	22.321	111.1	27.772	13.778	113.7	14.239	104.8	1:18.110	91.21	0.638		09:13:32.486

Weather / Track : Bright / Dry

Donington Park National
Circuit Length = 1.9790 miles
Start: 09:00 Flag 09:30 End: 09:31

QUALIFYING - SECTOR ANALYSIS



SECTOR 1 = FL to I1, SECTOR 2 = I1 to I2 SECTOR 3 = I2 to I3, SECTOR 4 = I3 to FL, DIFF = Difference To Personal Best Lap, P = Crossed Finish Line in Pit Lane, D = Time Disallowed

11 -	22.162	111.8	27.606	13.649	117.3	14.055	101.5	1:17.472 (1)	91.96		09:14:49.958	
12 -	22.349	112.4	27.737	13.780	114.1	14.102	101.9	1:17.968	91.37	0.496	09:16:07.926	
13 -	22.174	113.7	27.755	13.589	114.9	13.969	102.7	1:17.487 (2)	91.94	0.015	09:17:25.413	
14 -	22.207	110.1	27.756	13.578	114.9	14.027	102.6	1:17.568	91.85	0.096	09:18:42.981	
15 -	22.162	111.2	27.840	13.575	115.1	13.957	103.7	1:17.534	91.89	0.062	09:20:00.515	
16 -	22.139	110.0	27.754	13.618	115.3	14.112	101.0	1:17.623	91.78	0.151	09:21:18.138	
17 -	22.434	112.0	28.776	14.757	104.0	IN PIT		1:27.814	P	81.13	10.342	09:22:45.952
18 -	OUTLAP	109.4	28.311	13.800	113.5	14.518	99.7	2:25.481	48.97	1:08.009	09:25:11.433	
19 -	22.298	115.3	27.884	13.774	114.3	14.139	101.5	1:18.095	91.23	0.623	09:26:29.528	
20 -	22.344	112.0	27.560	13.715	114.5	14.026	101.8	1:17.645	91.75	0.173	09:27:47.173	
21 -	22.233	112.0	27.775	13.666	114.5	14.188	101.6	1:17.862	91.50	0.390	09:29:05.035	
22 -	21.989	114.1	27.503	14.038	113.5	13.986	102.9	1:17.516 (3)	91.91	0.044	09:30:22.551	

MCRCB BULLETIN TK083

2019 Bennetts British Superbike Championship - Datatag Round 3

2019 British Talent Cup

QUALIFYING - BEST SECTORS

SECTOR 1				SECTOR 2				SECTOR 3				SECTOR 4				IDEAL / BEST COMPARISON			
POS	NO	NAME	TIME	NO	NAME	TIME	NO	NAME	TIME	NO	NAME	TIME	POS	NO	NAME	IDEAL	BEST	DIFF	
																PERFECT LAP 1:13.959			
1	22	SEABRIG	21.283	22	SEABRIG	26.445	7	ATKINS	13.092	22	SEABRIG	13.139	1	22	SEABRIGHT	1:14.018	1:14.157	0.139	
2	23	HORSMAN	21.327	23	HORSMAN	26.698	18	DAVIS	13.146	20	SWANN	13.315	2	23	HORSMAN	1:14.660	1:14.993	0.333	
3	19	FARRER	21.350	10	HART	26.708	22	SEABRIG	13.151	19	FARRER	13.349	3	19	FARRER	1:14.673	1:15.049	0.376	
4	3	PINSON	21.377	15	IRWIN	26.772	2	NIXON	13.158	23	HORSMAN	13.380	4	7	ATKINS	1:14.703	1:14.976	0.273	
5	7	ATKINS	21.390	19	FARRER	26.789	15	IRWIN	13.173	7	ATKINS	13.398	5	20	SWANN	1:14.738	1:15.057	0.319	
6	10	HART	21.392	20	SWANN	26.796	19	FARRER	13.185	4	OGDEN	13.399	6	15	IRWIN	1:14.785	1:15.014	0.229	
7	15	IRWIN	21.393	9	HART	26.807	20	SWANN	13.187	3	PINSON	13.417	7	10	HART	1:14.797	1:14.896	0.099	
8	2	NIXON	21.414	2	NIXON	26.815	9	HART	13.196	15	IRWIN	13.447	8	4	OGDEN	1:14.886	1:15.118	0.232	
9	9	HART	21.422	4	OGDEN	26.820	3	PINSON	13.199	10	HART	13.496	9	3	PINSON	1:14.891	1:15.081	0.190	
10	20	SWANN	21.440	7	ATKINS	26.823	10	HART	13.201	9	HART	13.548	10	2	NIXON	1:14.967	1:15.029	0.062	
11	4	OGDEN	21.442	3	PINSON	26.898	4	OGDEN	13.225	2	NIXON	13.580	11	9	HART	1:14.973	1:15.196	0.223	
12	18	DAVIS	21.497	12	COLLINS	27.151	23	HORSMAN	13.255	18	DAVIS	13.607	12	18	DAVIS	1:15.422	1:15.688	0.266	
13	12	COLLINS	21.556	18	DAVIS	27.172	14	TINKER	13.256	12	COLLINS	13.622	13	12	COLLINS	1:15.664	1:15.875	0.211	
14	8	O'SHEA	21.586	14	TINKER	27.239	8	O'SHEA	13.312	13	CLARIDG	13.630	14	8	O'SHEA	1:15.827	1:16.050	0.223	
15	6	LYONS	21.634	8	O'SHEA	27.261	21	MAGUIRE	13.332	17	SHELTON	13.660	15	14	TINKER	1:15.969	1:16.469	0.500	
16	14	TINKER	21.638	13	CLARIDG	27.331	12	COLLINS	13.335	8	O'SHEA	13.668	16	13	CLARIDGE	1:15.993	1:16.207	0.214	
17	17	SHELTON	21.683	6	LYONS	27.359	13	CLARIDG	13.345	6	LYONS	13.673	17	6	LYONS	1:16.071	1:16.200	0.129	
18	13	CLARIDG	21.687	24	HOPPER	27.503	5	JONES	13.370	21	MAGUIRE	13.791	18	21	MAGUIRE	1:16.490	1:16.958	0.468	
19	16	LEIGH	21.692	21	MAGUIRE	27.511	6	LYONS	13.405	14	TINKER	13.836	19	17	SHELTON	1:16.520	1:17.162	0.642	
20	21	MAGUIRE	21.856	17	SHELTON	27.553	24	HOPPER	13.575	5	JONES	13.836	20	24	HOPPER	1:16.988	1:17.472	0.484	
21	24	HOPPER	21.989	5	JONES	27.772	16	LEIGH	13.595	24	HOPPER	13.921	21	5	JONES	1:17.065	1:17.265	0.200	
22	5	JONES	22.087	16	LEIGH	27.915	17	SHELTON	13.624	16	LEIGH	13.939	22	16	LEIGH	1:17.141	1:17.389	0.248	

Weather / Track : Bright / Dry

Results can be found at www.tsl-timing.com

Donington Park National
 Circuit Length = 1.9790 miles
 Start: 09:00 Flag 09:30 End: 09:31

Printed - 09:34 Saturday, 25 May 2019

MCRCB BULLETIN TK084**2019 Bennetts British Superbike Championship - Datatag Round 3****2019 British Talent Cup****QUALIFYING - BEST SPEEDS**

POS	INTERMEDIATE 1		INTERMEDIATE 2		INTERMEDIATE 3		FINISH LINE				
	NO	NAME	MPH	NO	NAME	MPH	NO	NAME	MPH		
1	22	SEABRIGHT	122.6			7	ATKINS	123.3	10	HART	108.0
2	3	PINSON	122.4			14	TINKER	122.9	8	O'SHEA	107.7
3	23	HORSMAN	122.2			8	O'SHEA	122.4	7	ATKINS	107.5
4	19	FARRER	122.0			18	DAVIS	122.2	12	COLLINS	107.5
5	4	OGDEN	122.0			10	HART	121.5	14	TINKER	107.5
6	20	SWANN	121.5			2	NIXON	121.5	19	FARRER	107.3
7	2	NIXON	121.1			3	PINSON	121.5	15	IRWIN	107.2
8	7	ATKINS	120.9			13	CLARIDGE	121.5	17	SHELTON	107.2
9	18	DAVIS	120.9			19	FARRER	121.3	20	SWANN	107.0
10	13	CLARIDGE	120.9			20	SWANN	121.3	3	PINSON	106.8
11	15	IRWIN	119.6			9	HART	121.1	4	OGDEN	106.8
12	10	HART	118.9			6	LYONS	121.1	23	HORSMAN	106.6
13	14	TINKER	118.9			15	IRWIN	120.9	9	HART	106.5
14	17	SHELTON	118.9			16	LEIGH	120.9	18	DAVIS	106.5
15	16	LEIGH	118.7			22	SEABRIGHT	120.0	13	CLARIDGE	106.5
16	9	HART	118.5			4	OGDEN	119.6	2	NIXON	106.3
17	8	O'SHEA	118.5			17	SHELTON	119.6	6	LYONS	106.3
18	6	LYONS	117.1			23	HORSMAN	119.4	16	LEIGH	106.3
19	12	COLLINS	116.5			12	COLLINS	119.4	5	JONES	105.8
20	5	JONES	116.1			5	JONES	119.1	22	SEABRIGHT	105.6
21	24	HOPPER	115.3			21	MAGUIRE	118.7	24	HOPPER	104.8
22	21	MAGUIRE	114.9			24	HOPPER	117.3	21	MAGUIRE	104.6

Weather / Track : Bright / Dry

Results can be found at www.tsl-timing.comDonington Park National
Circuit Length = 1.9790 miles
Start: 09:00 Flag 09:30 End: 09:31

Printed - 09:34 Saturday, 25 May 2019

MCRCB BULLETIN TK085

2019 Bennetts British Superbike Championship - Datatag Round 3

2019 British Talent Cup

QUALIFYING - STATISTICS

Competitors Started 22
Planned Start 2019-05-25 @ 09:00:00.000
Actual Start 2019-05-25 @ 09:00:00.595
Finish Time 2019-05-25 @ 09:30:01.171
Track Length 1.9790mi.
Total Laps 483
Total Distance Covered 955.8894mi.

Session Fastest Lap History

NO	NAME	LAP TIME	TIME OF DAY	LAP	VEHICLE
22	Fenton SEABRIGHT	1:16.844	09:02:51.418	2	Honda
22	Fenton SEABRIGHT	1:15.365	09:04:06.784	3	Honda
22	Fenton SEABRIGHT	1:15.117	09:05:21.900	4	Honda
22	Fenton SEABRIGHT	1:14.884	09:06:36.784	5	Honda
22	Fenton SEABRIGHT	1:14.648	09:07:51.432	6	Honda
22	Fenton SEABRIGHT	1:14.594	09:11:35.778	9	Honda
22	Fenton SEABRIGHT	1:14.541	09:14:05.181	11	Honda
22	Fenton SEABRIGHT	1:14.157	09:15:19.337	12	Honda

Flag History

TYPE	TIME OF DAY
GREEN	09:00:00.595
FINISH	09:30:01.171

Flag Statistics

TYPE	COUNT	TOTAL LAPS	TOTAL TIME
Green	1	24	31:52.623
Red	0	0	0.000
Safety Car	0	0	0.000
FCY	0	0	0.000

Weather / Track : Bright / Dry

These results are provisional until the conclusion of any judicial and technical matters.

Donington Park National
Circuit Length = 1.9790 miles
Start: 09:00 Flag 09:30 End: 09:31

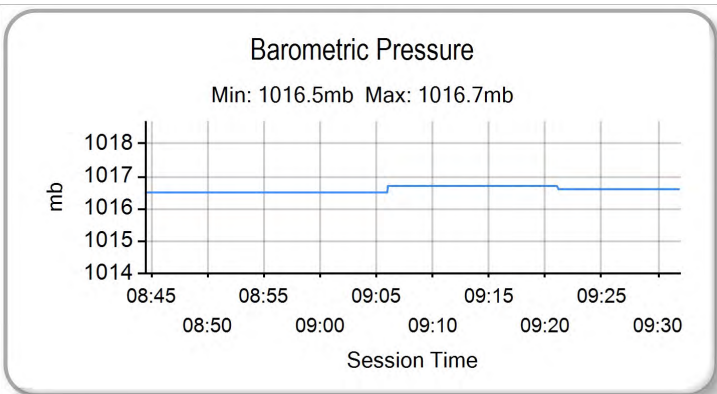
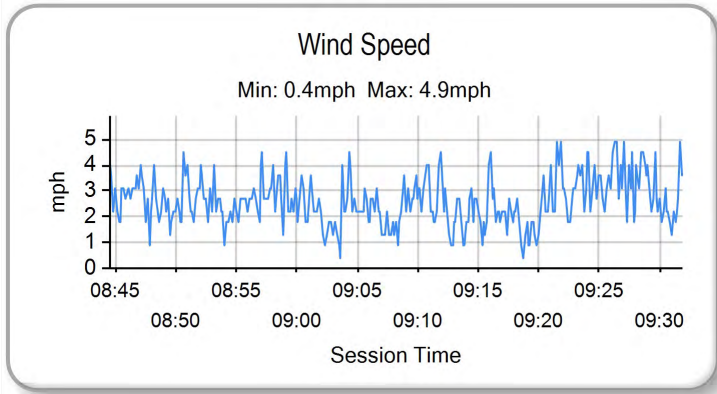
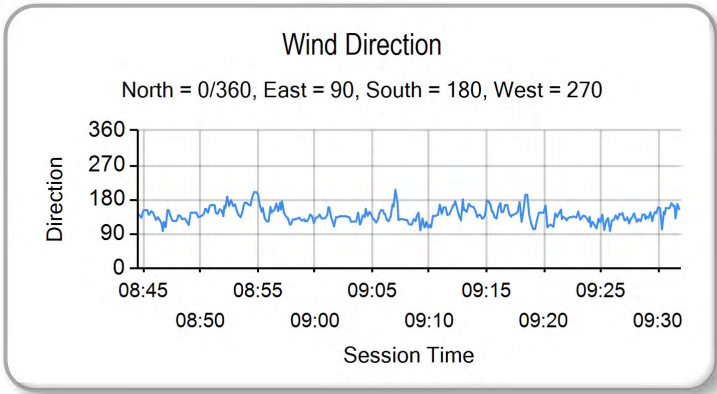
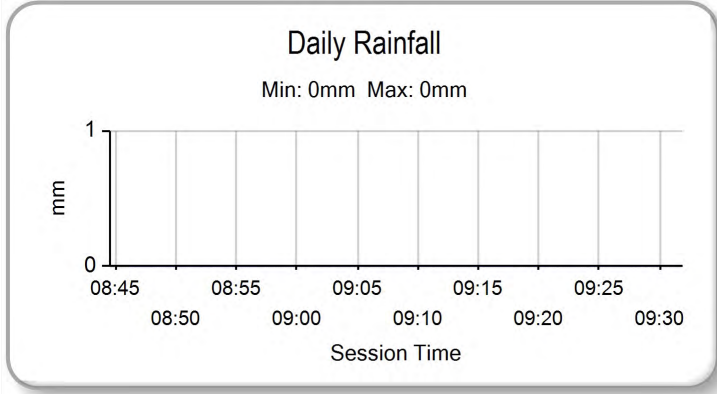
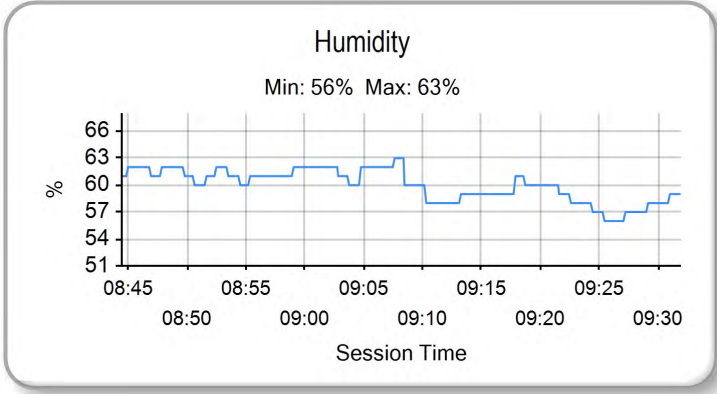
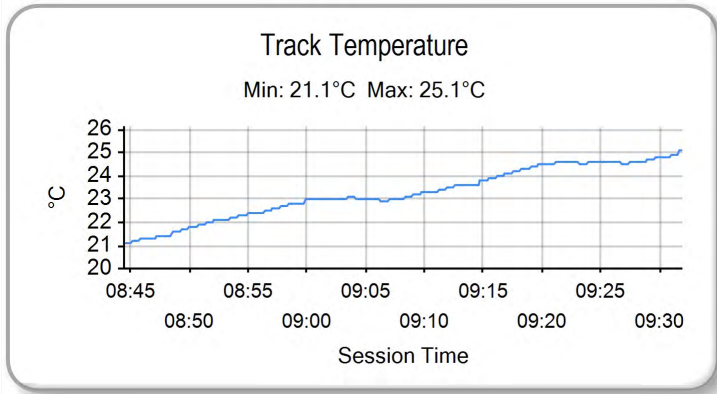
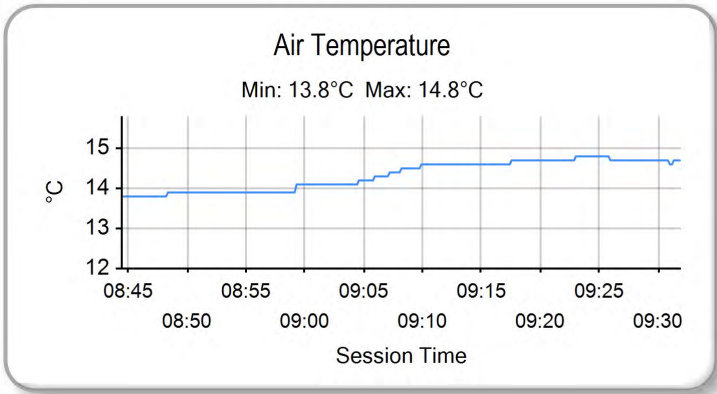
Race Director :	Stewards :	Timekeeper :
-----------------	------------	--------------

MCRCB BULLETIN TK086

2019 Bennetts British Superbike Championship - Datatag Round 3

2019 British Talent Cup

QUALIFYING - WEATHER CONDITIONS



Weather / Track : Bright / Dry

Donington Park National
Circuit Length = 1.9790 miles
Start: 09:00 Flag 09:30 End: 09:31

Results can be found at www.tsl-timing.com

Printed - 09:35 Saturday, 25 May 2019

ROW 8				22	24	George HOPPER	1:17.472						
ROW 7		21	16	Harry LEIGH	1:17.389	20	5	Osian JONES	1:17.265	19	17	Zak SHELTON	1:17.162
ROW 6	18	21	Ross MAGUIRE	1:16.958	17	14	Corey TINKER	1:16.469	16	13	Harvey CLARIDGE	1:16.207	
ROW 5		15	6	Jamie LYONS	1:16.200	14	8	Edward O'SHEA	1:16.050	13	12	Torin COLLINS	1:15.875
ROW 4	12	18	Jamie DAVIS	1:15.688	11	9	Brian HART	1:15.196	10	4	Scott OGDEN	1:15.118	
ROW 3		9	3	Elliot PINSON	1:15.081	8	20	Scott SWANN	1:15.057	7	19	Charlie FARRER	1:15.049
ROW 2	6	2	Jack NIXON	1:15.029	5	15	Rhys IRWIN	1:15.014	4	23	Cameron HORSMAN	1:14.993	
ROW 1		3	7	Charlie ATKINS	1:14.976	2	10	Jack HART	1:14.896	1	22	Fenton SEABRIGHT	1:14.157
												Pole	

Donington Park National
Circuit Length = 1.9790 miles

These results are provisional until the conclusion of any judicial and technical matters.

Race Director :	Stewards :	Timekeeper :
-----------------	------------	--------------

Results can be found at www.britishsuperbike.com

Printed - 09:32 Saturday, 25 May 2019

2019 British Talent Cup

RACE 1 - CLASSIFICATION

POS	NO	NAME	NAT	ENTRY	LAPS	TIME	GAP	DIFF	MPH	BEST	ON
1	23	Cameron HORSMAN	GBR	Honda - British Talent Cup	24	30:09.334			94.42	1:14.763	12
2	4	Scott OGDEN	GBR	Honda - British Talent Cup	24	30:09.521	0.187	0.187	94.41	1:14.601	22
3	22	Fenton SEABRIGHT	GBR	Honda - British Talent Cup	24	30:09.546	0.212	0.025	94.41	1:14.740	8
4	15	Rhys IRWIN	IRL	Honda - British Talent Cup	24	30:10.435	1.101	0.889	94.37	1:14.580	16
5	10	Jack HART	GBR	Honda - British Talent Cup	24	30:10.728	1.394	0.293	94.35	1:14.598	12
6	7	Charlie ATKINS	GBR	Honda - British Talent Cup	24	30:10.824	1.490	0.096	94.35	1:14.684	12
7	2	Jack NIXON	GBR	Honda - British Talent Cup	24	30:13.793	4.459	2.969	94.19	1:14.813	9
8	20	Scott SWANN	GBR	Honda - British Talent Cup	24	30:23.374	14.040	9.581	93.70	1:14.950	7
9	13	Harvey CLARIDGE	GBR	Honda - British Talent Cup	24	30:33.102	23.768	9.728	93.20	1:15.620	19
10	9	Brian HART	GBR	Honda - British Talent Cup	24	30:33.243	23.909	0.141	93.19	1:15.181	4
11	3	Elliot PINSON	GBR	Honda - British Talent Cup	24	30:33.402	24.068	0.159	93.19	1:15.157	3
12	18	Jamie DAVIS	GBR	Honda - British Talent Cup	24	30:41.979	32.645	8.577	92.75	1:15.249	4
13	6	Jamie LYONS	IRL	Honda - British Talent Cup	24	30:50.262	40.928	8.283	92.34	1:15.926	18
14	17	Zak SHELTON	GBR	Honda - British Talent Cup	24	30:53.833	44.499	3.571	92.16	1:15.882	9
15	5	Osian JONES	GBR	Honda - British Talent Cup	24	31:00.625	51.291	6.792	91.82	1:16.504	12
16	21	Ross MAGUIRE	GBR	Honda - British Talent Cup	24	31:15.923	1:06.589	15.298	91.07	1:16.980	3
17	24	George HOPPER	GBR	Honda - British Talent Cup	24	31:16.574	1:07.240	0.651	91.04	1:17.219	12

NOT CLASSIFIED

DNF	19	Charlie FARRER	GBR	Honda - British Talent Cup	23	28:54.129	1 Lap	1 Lap	94.41	1:14.557	16
DNF	14	Corey TINKER	GBR	Honda - British Talent Cup	20	25:39.219	4 Laps	3 Laps	92.48	1:16.137	15
DNF	12	Torin COLLINS	GBR	Honda - British Talent Cup	20	25:39.283	4 Laps	0.064	92.48	1:16.124	19
DNF	16	Harry LEIGH	GBR	Honda - British Talent Cup	19	24:52.456	5 Laps	1 Lap	90.61	1:17.258	3
DNF	8	Edward O'SHEA	GBR	Honda - British Talent Cup	0						

FASTEST LAP

19	Charlie FARRER	GBR	Honda - British Talent Cup	16	1:14.557	95.55 mph	153.78 kph
----	----------------	-----	----------------------------	----	----------	-----------	------------

Establishes Lap Record

Weather / Track : Bright / Dry

These results are provisional until the conclusion of any judicial and technical matters.

Donington Park National

Circuit Length = 1.9790 miles

Start: 13:45 Flag 14:15 End: 14:16

Race Director :	Stewards :	Timekeeper :
-----------------	------------	--------------

Results can be found at www.britishsuperbike.com

Printed - 14:17 Saturday, 25 May 2019

2019 Bennetts British Superbike Championship - Datatag Round 3

2019 British Talent Cup

RACE 1 - LAP CHART

19	0.213	1:15.318	16	42.794	1:17.925	13	17.295	1:15.620	15	0.908	1:15.638
4	0.459	1:15.082	21	42.917	1:17.902	9	17.596	1:16.173	7	0.984	1:15.142
15	0.653	1:15.198	24	43.135	1:17.941	3	17.820	1:15.654	10	1.364	1:14.957
2	0.734	1:15.165	LAP 17 @ 14:06:35.205			18	18.730	1:16.416	2	2.007	1:15.711
7	0.866	1:15.059	NO	BEHIND	LAP TIME	14	29.145	1:16.205	20	11.727	1:16.503
10	1.307	1:15.060	23		1:14.949	12	29.213	1:16.124	13	20.751	1:16.523
20	3.909	1:15.887	19	0.051	1:15.334	6	29.672	1:16.277	3	21.152	1:16.337
13	11.924	1:16.360	22	0.226	1:15.359	17	32.806	1:16.463	9	21.316	1:16.404
3	12.042	1:16.610	15	0.390	1:15.537	5	37.928	1:17.355	18	26.448	1:18.464
18	12.208	1:16.558	4	0.630	1:15.504	24	51.320	1:18.289	6	35.915	1:17.468
9	12.516	1:16.681	2	0.932	1:15.120	21	51.368	1:18.231	17	39.068	1:17.713
12	23.091	1:16.832	7	1.158	1:15.184	16	58.751	1:25.197 P	5	45.830	1:18.270
14	23.452	1:16.837	10	1.390	1:15.002	LAP 20 @ 14:10:20.753			21	1:01.350	1:18.115
17	23.770	1:17.254	20	6.651	1:16.160	NO	BEHIND	LAP TIME	24	1:01.813	1:18.646
6	23.871	1:17.105	13	15.773	1:16.570	19		1:15.077	LAP 23 @ 14:14:06.008		
5	27.868	1:17.133	9	15.871	1:16.208	23	0.106	1:15.275	NO	BEHIND	LAP TIME
16	36.780	1:17.768	3	16.366	1:16.920	22	0.219	1:14.936	19		1:14.825
21	36.918	1:17.709	18	16.384	1:16.904	15	0.408	1:15.269	23	0.121	1:15.096
24	37.167	1:18.017	14	27.043	1:16.452	4	0.539	1:15.139	4	0.134	1:14.797
LAP 15 @ 14:04:04.972			12	27.140	1:16.227	7	0.715	1:15.054	22	0.343	1:14.905
NO	BEHIND	LAP TIME	6	27.848	1:16.077	10	1.032	1:15.046	7	0.972	1:14.963
22		1:15.107	17	30.000	1:17.117	2	1.211	1:15.094	15	1.080	1:15.147
23	0.208	1:15.158	5	33.782	1:17.057	20	9.237	1:15.917	10	1.409	1:15.020
19	0.393	1:15.287	21	45.753	1:18.119	13	18.270	1:16.144	2	2.517	1:15.485
15	0.506	1:14.960	18	46.093	1:18.241	9	19.123	1:16.696	20	13.023	1:16.271
4	0.737	1:15.385	16	46.210	1:18.699	3	19.192	1:16.541	13	22.366	1:16.590
2	0.865	1:15.238	LAP 18 @ 14:07:50.420			18	20.411	1:16.850	9	22.543	1:16.202
7	1.062	1:15.303	NO	BEHIND	LAP TIME	14	30.345	1:16.369	3	22.887	1:16.710
10	1.361	1:15.161	19		1:15.164	12	30.409	1:16.365	18	29.413	1:17.940
20	4.947	1:16.145	23	0.102	1:15.317	6	30.690	1:16.187	6	38.118	1:17.178
13	12.988	1:16.171	22	0.258	1:15.247	17	34.587	1:16.950	17	41.694	1:17.601
3	13.170	1:16.235	15	0.472	1:15.297	5	40.013	1:17.254	5	48.505	1:17.650
18	13.344	1:16.243	4	0.507	1:15.092	21	54.384	1:18.185	21	1:04.040	1:17.665
9	13.530	1:16.121	2	0.945	1:15.228	24	54.488	1:18.337	24	1:04.705	1:17.867
14	24.482	1:16.137	7	0.985	1:15.042	LAP 21 @ 14:11:35.937			LAP 24 @ 14:15:21.213		
12	24.596	1:16.612	10	1.207	1:15.032	NO	BEHIND	LAP TIME	NO	BEHIND	LAP TIME
6	25.510	1:16.746	20	7.526	1:16.090	19		1:15.184	23		1:15.084
17	26.144	1:17.481	9	16.587	1:15.931	23	0.146	1:15.224	4	0.187	1:15.258
5	29.768	1:17.007	13	16.839	1:16.281	15	0.366	1:15.142	22	0.212	1:15.074
16	39.819	1:18.146	3	17.330	1:16.179	22	0.462	1:15.427	15	1.101	1:15.226
21	39.965	1:18.154	18	17.478	1:16.309	4	0.807	1:15.452	10	1.394	1:15.190
24	40.144	1:18.084	14	28.104	1:16.276	7	0.938	1:15.407	7	1.490	1:15.723
LAP 16 @ 14:05:19.922			12	28.253	1:16.328	2	1.392	1:15.365	2	4.459	1:17.147
NO	BEHIND	LAP TIME	6	28.559	1:15.926	10	1.503	1:15.655	20	14.040	1:16.222
19		1:14.557	17	31.507	1:16.722	20	10.320	1:16.267	13	23.768	1:16.607
15	0.136	1:14.580	5	35.737	1:17.170	13	19.324	1:16.238	9	23.909	1:16.571
22	0.150	1:15.100	24	48.195	1:17.317	3	19.911	1:15.903	3	24.068	1:16.386
23	0.334	1:15.076	21	48.301	1:17.763	9	20.008	1:16.069	18	32.645	1:18.437
4	0.409	1:14.622	16	48.718	1:17.723	18	23.080	1:17.853	6	40.928	1:18.015
2	1.095	1:15.180	LAP 19 @ 14:09:05.584			6	33.543	1:18.037	17	44.499	1:18.010
7	1.257	1:15.145	NO	BEHIND	LAP TIME	17	36.451	1:17.048	5	51.291	1:17.991
10	1.671	1:15.260	23		1:15.062	5	42.656	1:17.827	21	1:06.589	1:17.754
20	5.774	1:15.777	19	0.092	1:15.256	24	58.263	1:18.959	24	1:07.240	1:17.740
13	14.486	1:16.448	15	0.308	1:15.000	21	58.331	1:19.131	LAP 22 @ 14:12:51.033		
3	14.729	1:16.509	22	0.452	1:15.358	NO	BEHIND	LAP TIME	23		1:14.950
18	14.763	1:16.369	4	0.569	1:15.226	19	0.150	1:15.246	19	0.150	1:15.246
9	14.946	1:16.366	7	0.830	1:15.009	4	0.312	1:14.601	4	0.312	1:14.601
14	25.874	1:16.342	10	1.155	1:15.112	22	0.413	1:15.047	22	0.413	1:15.047
12	26.196	1:16.550	2	1.286	1:15.505						
6	27.054	1:16.494	20	8.489	1:16.127						
17	28.166	1:16.972									
5	32.008	1:17.190									

Weather / Track : Bright / Dry

Donington Park National
Circuit Length = 1.9790 miles
Start: 13:45 Flag 14:15 End: 14:16

MCRCB BULLETIN TK139

2019 Bennetts British Superbike Championship - Datatag Round 3

2019 British Talent Cup

RACE 1 - POSITION CHART

No	Name	Lap																								
		Pos	1	2	3	4	5	6	7	8	9	10	11	12	13	14	15	16	17	18	19	20	21	22	23	24
22	SEABRIGHT	1	23	22	19	19	19	22	19	22	22	19	19	23	22	22	22	19	23	19	23	19	19	23	19	23
10	HART	2	22	23	23	22	22	19	23	23	23	22	4	19	23	23	23	15	19	23	19	23	23	19	23	4
7	ATKINS	3	19	19	22	23	23	23	22	15	19	23	22	4	19	19	19	22	22	22	15	22	15	4	4	22
23	HORSMAN	4	2	2	2	2	2	15	15	19	2	2	23	2	4	4	15	23	15	15	22	15	22	22	22	15
15	IRWIN	5	7	7	7	15	15	2	2	2	4	4	2	22	15	15	4	4	4	4	4	4	4	15	7	10
2	NIXON	6	15	15	15	7	7	4	4	4	15	15	15	15	2	2	2	2	2	2	7	7	7	7	15	7
19	FARRER	7	10	4	20	20	4	7	7	7	20	7	7	7	7	7	7	7	7	7	10	10	2	10	10	2
20	SWANN	8	4	10	4	4	20	20	20	20	7	10	10	10	10	10	10	10	10	10	2	2	10	2	2	20
3	PINSON	9	9	20	10	10	10	10	10	10	10	20	20	20	20	20	20	20	20	20	20	20	20	20	20	13
4	OGDEN	10	20	9	9	9	9	9	9	9	9	3	9	18	3	13	13	13	13	9	13	13	13	13	13	9
9	HART	11	18	18	18	18	18	18	3	3	3	9	3	3	13	3	3	3	9	13	9	9	3	3	9	3
18	DAVIS	12	13	13	3	3	3	3	18	18	18	18	18	13	18	18	18	18	3	3	3	3	9	9	3	18
12	COLLINS	13	3	3	13	13	13	13	13	13	13	13	13	9	9	9	9	9	18	18	18	18	18	18	18	6
8	O'SHEA	14	14	12	12	12	12	12	12	12	12	14	6	17	12	12	14	14	14	14	14	14	14	6	6	17
6	LYONS	15	12	14	14	14	14	14	14	14	14	6	12	14	17	14	12	12	12	12	12	12	17	17	17	5
13	CLARIDGE	16	6	6	6	6	6	6	6	6	6	12	14	6	14	17	6	6	6	6	6	6	5	5	5	21
14	TINKER	17	16	16	16	17	17	17	17	17	17	17	17	12	6	6	17	17	17	17	17	17	24	21	21	24
21	MAGUIRE	18	5	5	17	16	16	16	5	5	5	5	5	5	5	5	5	5	5	5	5	5	21	24	24	
17	SHELTON	19	21	17	5	21	21	21	21	16	16	16	16	16	16	16	16	16	21	24	24	21				
5	JONES	20	17	21	21	5	5	5	16	21	21	21	21	24	24	21	21	21	24	21	21	24				
16	LEIGH	21	24	24	24	24	24	24	24	24	24	24	24	21	21	24	24	24	16	16	16					
24	HOPPER	22																								

Weather / Track : Bright / Dry

Donington Park National
 Circuit Length = 1.9790 miles
 Start: 13:45 Flag 14:15 End: 14:16

Results can be found at www.tsl-timing.com

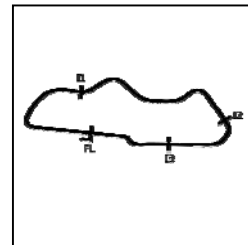
Printed - 14:18 Saturday, 25 May 2019

MCRCB BULLETIN TK140

2019 Bennetts British Superbike Championship - Datatag Round 3

2019 British Talent Cup

RACE 1 - SECTOR ANALYSIS



SECTOR 1 = FL to I1, SECTOR 2 = I1 to I2 SECTOR 3 = I2 to I3, SECTOR 4 = I3 to FL, DIFF = Difference To Personal Best Lap, P = Crossed Finish Line in Pit Lane, D = Time Disallowed

P1 23		Cameron HORSMAN				Honda - British Talent Cup					
IDEAL LAP TIME : 1:14.090		BEST LAP TIME : 1:14.763				DIFFERENCE : 0.673					
LAP	SECTOR 1	SECTOR 2	SECTOR 3	SECTOR 4	LAP TIME	MPH	DIFF	TIME OF DAY			
1 -		117.5	27.071	13.315	118.3	13.656	102.7	1:19.405	89.72	4.642	13:46:31.284
2 -	21.619	118.9	26.767	13.250	117.1	13.680	105.5	1:15.316	94.59	0.553	13:47:46.600
3 -	21.714	116.3	27.163	13.372	117.9	13.681	104.3	1:15.930	93.83	1.167	13:49:02.530
4 -	21.759	118.9	26.705	13.362	117.3	13.731	106.6	1:15.557	94.29	0.794	13:50:18.087
5 -	21.524	118.5	27.410	13.114	122.2	13.393	105.6	1:15.441	94.43	0.678	13:51:33.528
6 -	21.323	119.4	27.194	13.149	120.2	13.444	107.0	1:15.110	94.85	0.347	13:52:48.638
7 -	21.391	116.9	27.148	13.086	120.4	13.549	105.3	1:15.174	94.77	0.411	13:54:03.812
8 -	21.295	117.9	26.711	13.349	117.9	13.590	105.6	1:14.945	(2) 95.06	0.182	13:55:18.757
9 -	21.482	119.8	26.672	13.291	118.7	13.541	105.5	1:14.986	95.01	0.223	13:56:33.743
10 -	21.338	122.0	26.770	13.364	118.3	13.926	106.0	1:15.398	94.49	0.635	13:57:49.141
11 -	21.561	116.3	27.162	13.025	122.4	13.717	106.0	1:15.465	94.40	0.702	13:59:04.606
12 -	21.142	120.9	26.937	13.159	116.5	13.525	102.6	1:14.763	(1) 95.29		14:00:19.369
13 -	21.512	120.4	26.893	13.352	118.7	13.619	103.0	1:15.376	94.52	0.613	14:01:34.745
14 -	21.635	116.5	26.936	13.089	120.2	13.617	104.8	1:15.277	94.64	0.514	14:02:50.022
15 -	21.358	121.7	26.862	13.359	116.7	13.579	105.8	1:15.158	94.79	0.395	14:04:05.180
16 -	21.298	120.9	26.684	13.275	116.5	13.819	106.5	1:15.076	94.89	0.313	14:05:20.256
17 -	21.468	118.7	26.562	13.370	117.3	13.549	104.0	1:14.949	(3) 95.05	0.186	14:06:35.205
18 -	21.579	118.9	27.215	13.162	117.3	13.361	106.8	1:15.317	94.59	0.554	14:07:50.522
19 -	21.487	119.4	26.652	13.405	116.3	13.518	105.0	1:15.062	94.91	0.299	14:09:05.584
20 -	21.545	119.1	26.798	13.360	116.5	13.572	105.5	1:15.275	94.64	0.512	14:10:20.859
21 -	21.408	119.8	26.841	13.308	117.1	13.667	105.6	1:15.224	94.71	0.461	14:11:36.083
22 -	21.348	120.0	26.623	13.287	116.5	13.692	104.2	1:14.950	95.05	0.187	14:12:51.033
23 -	21.525	121.7	26.594	13.325	117.1	13.652	106.8	1:15.096	94.87	0.333	14:14:06.129
24 -	21.562	122.6	26.687	13.346	118.3	13.489	104.3	1:15.084	94.88	0.321	14:15:21.213

P2 4		Scott OGDEN				Honda - British Talent Cup					
IDEAL LAP TIME : 1:14.110		BEST LAP TIME : 1:14.601				DIFFERENCE : 0.491					
LAP	SECTOR 1	SECTOR 2	SECTOR 3	SECTOR 4	LAP TIME	MPH	DIFF	TIME OF DAY			
1 -		114.1	27.626	13.175	121.5	13.919	106.1	1:20.890	88.07	6.289	13:46:32.769
2 -	21.597	119.4	26.920	12.990	121.7	13.624	105.6	1:15.131	94.82	0.530	13:47:47.900
3 -	21.207	119.6	27.105	13.173	120.9	14.127	106.8	1:15.612	94.22	1.011	13:49:03.512
4 -	21.806	116.7	27.017	13.087	122.9	13.694	107.7	1:15.604	94.23	1.003	13:50:19.116
5 -	21.409	122.9	27.062	12.974	121.5	13.558	107.8	1:15.003	94.99	0.402	13:51:34.119
6 -	21.509	120.9	26.937	13.070	122.0	13.605	106.6	1:15.121	94.84	0.520	13:52:49.240
7 -	21.502	117.9	26.955	13.000	124.0	13.652	106.8	1:15.109	94.85	0.508	13:54:04.349
8 -	21.453	117.9	27.360	13.169	118.7	13.327	106.1	1:15.309	94.60	0.708	13:55:19.658
9 -	21.236	118.7	26.986	12.954	121.5	13.572	106.5	1:14.748	(3) 95.31	0.147	13:56:34.406
10 -	21.227	122.4	26.802	13.077	122.0	13.840	106.1	1:14.946	95.06	0.345	13:57:49.352
11 -	21.460	116.5	26.930	13.049	120.2	13.661	103.2	1:15.100	94.86	0.499	13:59:04.452
12 -	21.626	120.0	26.923	13.046	123.5	13.521	105.8	1:15.116	94.84	0.515	14:00:19.568
13 -	21.761	118.5	26.829	13.094	118.9	13.990	104.6	1:15.674	94.14	1.073	14:01:35.242
14 -	21.614	118.7	26.889	13.034	120.4	13.545	105.8	1:15.082	94.89	0.481	14:02:50.324
15 -	21.394	118.1	27.135	13.262	118.9	13.594	106.3	1:15.385	94.51	0.784	14:04:05.709
16 -	21.196	118.1	26.713	12.920	122.4	13.793	105.5	1:14.622	(2) 95.47	0.021	14:05:20.331
17 -	21.581	112.0	26.971	13.027	121.5	13.925	105.8	1:15.504	94.36	0.903	14:06:35.835
18 -	21.321	114.7	27.040	13.240	119.1	13.491	106.0	1:15.092	94.87	0.491	14:07:50.927
19 -	21.481	114.1	27.113	13.035	120.6	13.597	107.3	1:15.226	94.70	0.625	14:09:06.153
20 -	21.448	118.7	26.709	13.215	116.5	13.767	107.2	1:15.139	94.81	0.538	14:10:21.292
21 -	21.494	118.3	27.039	13.113	121.1	13.806	105.3	1:15.452	94.42	0.851	14:11:36.744
22 -	21.313	117.7	26.873	12.987	122.0	13.428	106.5	1:14.601	(1) 95.50		14:12:51.345
23 -	21.475	119.8	26.667	13.327	119.1	13.328	107.3	1:14.797	95.25	0.196	14:14:06.142
24 -	21.488	121.3	26.919	13.232	117.7	13.619	105.3	1:15.258	94.66	0.657	14:15:21.400

P3 22		Fenton SEABRIGHT				Honda - British Talent Cup					
IDEAL LAP TIME : 1:14.367		BEST LAP TIME : 1:14.740				DIFFERENCE : 0.373					
LAP	SECTOR 1	SECTOR 2	SECTOR 3	SECTOR 4	LAP TIME	MPH	DIFF	TIME OF DAY			
1 -		116.7	27.444	13.295	119.6	13.508	103.4	1:19.748	89.33	5.008	13:46:31.627
2 -	21.524	120.4	26.685	13.085	118.9	13.559	103.0	1:14.853	(2) 95.18	0.113	13:47:46.480

Weather / Track : Bright / Dry

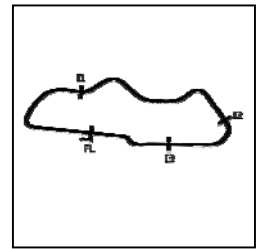
Donington Park National
 Circuit Length = 1.9790 miles
 Start: 13:45 Flag 14:15 End: 14:16

MCRCB BULLETIN TK140

2019 Bennetts British Superbike Championship - Datatag Round 3

2019 British Talent Cup

RACE 1 - SECTOR ANALYSIS



SECTOR 1 = FL to I1, SECTOR 2 = I1 to I2, SECTOR 3 = I2 to I3, SECTOR 4 = I3 to FL, DIFF = Difference To Personal Best Lap, P = Crossed Finish Line in Pit Lane, D = Time Disallowed

3 -	21.694	118.5	27.141	13.537	117.7	13.796	105.1	1:16.168	93.53	1.428	13:49:02.648
4 -	21.768	116.5	26.727	13.222	119.6	13.591	104.3	1:15.308	94.60	0.568	13:50:17.956
5 -	21.540	120.9	26.829	13.433	116.5	13.549	104.0	1:15.351	94.55	0.611	13:51:33.307
6 -	21.452	122.0	26.923	13.296	117.5	13.436	103.2	1:15.107	94.85	0.367	13:52:48.414
7 -	21.554	118.1	26.893	13.340	117.3	13.626	106.0	1:15.413	94.47	0.673	13:54:03.827
8 -	21.482	119.6	26.700	13.188	120.6	13.370	103.7	1:14.740 (1)	95.32		13:55:18.567
9 -	21.545	120.9	26.643	13.416	116.3	13.371	103.7	1:14.975	95.02	0.235	13:56:33.542
10 -	21.445	119.6	26.660	13.504	116.9	13.941	104.8	1:15.550	94.30	0.810	13:57:49.092
11 -	21.487	117.9	26.791	13.374	116.3	13.732	104.3	1:15.384	94.51	0.644	13:59:04.476
12 -	21.737	119.1	26.909	13.001	124.7	13.599	107.7	1:15.246	94.68	0.506	14:00:19.722
13 -	21.483	120.4	26.792	13.211	120.0	13.417	104.8	1:14.903 (3)	95.11	0.163	14:01:34.625
14 -	21.633	119.4	26.956	13.163	118.7	13.488	101.9	1:15.240	94.69	0.500	14:02:49.865
15 -	21.580	122.0	26.898	13.307	120.0	13.322	104.5	1:15.107	94.85	0.367	14:04:04.972
16 -	21.401	121.5	26.667	13.417	116.7	13.615	106.1	1:15.100	94.86	0.360	14:05:20.072
17 -	21.458	119.4	27.146	13.177	118.9	13.578	106.5	1:15.359	94.54	0.619	14:06:35.431
18 -	21.461	116.5	27.184	13.234	122.4	13.368	106.3	1:15.247	94.68	0.507	14:07:50.678
19 -	21.530	116.7	27.133	13.113	120.4	13.582	106.8	1:15.358	94.54	0.618	14:09:06.036
20 -	21.445	121.5	26.694	13.329	117.5	13.468	106.3	1:14.936	95.07	0.196	14:10:20.972
21 -	21.561	115.1	27.188	13.171	119.8	13.507	106.8	1:15.427	94.45	0.687	14:11:36.399
22 -	21.470	116.3	26.893	13.121	119.1	13.563	107.5	1:15.047	94.93	0.307	14:12:51.446
23 -	21.507	116.1	26.696	13.237	121.5	13.465	106.5	1:14.905	95.11	0.165	14:14:06.351
24 -	21.445	122.0	26.957	13.277	119.8	13.395	105.3	1:15.074	94.90	0.334	14:15:21.425

P4 15 Rhys IRWIN Honda - British Talent Cup
 IDEAL LAP TIME : 1:14.403 BEST LAP TIME : 1:14.580 DIFFERENCE : 0.177

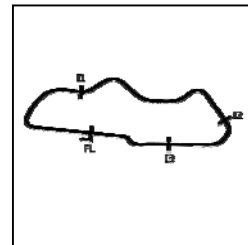
LAP	SECTOR 1	SECTOR 2	SECTOR 3	SECTOR 4	LAP TIME	MPH	DIFF	TIME OF DAY			
1 -	113.1	27.770	13.332	121.3	13.677	105.8	1:20.452	88.55	5.872	13:46:32.331	
2 -	21.629	117.3	27.025	13.130	120.4	13.518	105.1	1:15.302	94.61	0.722	13:47:47.633
3 -	21.345	121.1	27.130	13.240	121.1	13.638	106.5	1:15.353	94.55	0.773	13:49:02.986
4 -	21.648	112.4	27.144	13.251	120.0	13.445	104.8	1:15.488	94.38	0.908	13:50:18.474
5 -	21.426	120.6	27.279	13.115	122.0	13.504	106.0	1:15.324	94.58	0.744	13:51:33.798
6 -	21.322	119.8	27.178	13.111	121.5	13.564	104.2	1:15.175	94.77	0.595	13:52:48.973
7 -	21.427	117.7	26.886	13.187	119.8	13.475	105.8	1:14.975	95.02	0.395	13:54:03.948
8 -	21.470	117.3	26.805	13.346	118.1	13.458	104.3	1:15.079	94.89	0.499	13:55:19.027
9 -	21.624	119.4	26.877	13.246	119.4	13.971	103.2	1:15.718	94.09	1.138	13:56:34.745
10 -	21.457	119.1	26.739	13.338	117.5	13.426	104.8	1:14.960 (2)	95.04	0.380	13:57:49.705
11 -	21.443	119.8	26.891	13.173	119.4	13.669	105.8	1:15.176	94.77	0.596	13:59:04.881
12 -	21.400	118.7	27.007	13.104	121.5	13.476	106.5	1:14.987	95.01	0.407	14:00:19.868
13 -	21.634	118.1	26.881	13.158	120.2	13.779	105.0	1:15.452	94.42	0.872	14:01:35.320
14 -	21.390	118.9	26.879	13.201	118.9	13.728	104.5	1:15.198	94.74	0.618	14:02:50.518
15 -	21.350	118.5	26.880	13.262	118.1	13.468	106.1	1:14.960 (2)	95.04	0.380	14:04:05.478
16 -	21.275	119.1	26.682	13.074	121.3	13.549	103.7	1:14.580 (1)	95.53		14:05:20.058
17 -	21.603	118.7	26.865	13.323	117.7	13.746	105.6	1:15.537	94.31	0.957	14:06:35.595
18 -	21.367	116.5	26.850	13.359	117.1	13.721	104.6	1:15.297	94.62	0.717	14:07:50.892
19 -	21.375	118.3	26.947	13.199	118.9	13.479	105.1	1:15.000	94.99	0.420	14:09:05.892
20 -	21.795	117.9	26.781	13.172	118.9	13.521	105.3	1:15.269	94.65	0.689	14:10:21.161
21 -	21.431	117.7	26.974	13.247	117.5	13.490	104.8	1:15.142	94.81	0.562	14:11:36.303
22 -	21.439	118.5	26.925	13.235	118.7	14.039	103.8	1:15.638	94.19	1.058	14:12:51.941
23 -	21.756	117.5	26.741	13.278	119.6	13.372	105.6	1:15.147	94.80	0.567	14:14:07.088
24 -	21.447	117.7	26.807	13.504	116.3	13.468	103.8	1:15.226	94.70	0.646	14:15:22.314

P5 10 Jack HART Honda - British Talent Cup
 IDEAL LAP TIME : 1:14.474 BEST LAP TIME : 1:14.598 DIFFERENCE : 0.124

LAP	SECTOR 1	SECTOR 2	SECTOR 3	SECTOR 4	LAP TIME	MPH	DIFF	TIME OF DAY			
1 -	110.7	27.523	13.196	122.4	14.007	105.1	1:20.819	88.15	6.221	13:46:32.698	
2 -	21.579	117.5	27.213	12.996	123.1	13.637	107.0	1:15.425	94.45	0.827	13:47:48.123
3 -	21.510	116.3	26.948	13.074	123.1	14.189	106.3	1:15.721	94.09	1.123	13:49:03.844
4 -	21.620	116.3	27.103	13.088	122.6	13.750	106.6	1:15.561	94.28	0.963	13:50:19.405
5 -	21.316	119.8	27.289	13.074	120.9	13.789	106.1	1:15.468	94.40	0.870	13:51:34.873
6 -	21.511	116.9	26.979	13.123	121.7	13.794	105.1	1:15.407	94.48	0.809	13:52:50.280
7 -	21.390	118.5	26.782	13.053	123.3	13.797	105.0	1:15.022	94.96	0.424	13:54:05.302
8 -	21.560	117.9	26.887	13.158	121.7	13.642	105.5	1:15.247	94.68	0.649	13:55:20.549
9 -	21.493	117.1	27.022	13.094	120.9	13.852	106.3	1:15.461	94.41	0.863	13:56:36.010

Weather / Track : Bright / Dry

Donington Park National
 Circuit Length = 1.9790 miles
 Start: 13:45 Flag 14:15 End: 14:16



SECTOR 1 = FL to I1, SECTOR 2 = I1 to I2 SECTOR 3 = I2 to I3, SECTOR 4 = I3 to FL, DIFF = Difference To Personal Best Lap, P = Crossed Finish Line in Pit Lane, D = Time Disallowed

10 -	21.703	116.7	27.058	13.252	117.3	13.664	105.6	1:15.677	94.14	1.079	13:57:51.687
11 -	21.477	117.7	26.773	13.107	120.9	13.577	104.8	1:14.934 (3)	95.07	0.336	13:59:06.621
12 -	21.310	117.3	26.646	13.088	122.2	13.554	106.1	1:14.598 (1)	95.50		14:00:21.219
13 -	21.422	118.9	26.949	12.979	122.4	13.543	105.5	1:14.893 (2)	95.13	0.295	14:01:36.112
14 -	21.361	117.7	26.941	13.136	122.0	13.622	105.5	1:15.060	94.91	0.462	14:02:51.172
15 -	21.430	118.5	27.022	13.002	122.9	13.707	107.0	1:15.161	94.79	0.563	14:04:06.333
16 -	21.306	118.7	27.094	13.114	122.4	13.746	105.5	1:15.260	94.66	0.662	14:05:21.593
17 -	21.435	117.1	26.876	13.096	121.3	13.595	106.8	1:15.002	94.99	0.404	14:06:36.595
18 -	21.364	117.7	26.895	13.095	120.2	13.678	106.1	1:15.032	94.95	0.434	14:07:51.627
19 -	21.432	117.3	26.902	13.052	120.6	13.726	106.3	1:15.112	94.85	0.514	14:09:06.739
20 -	21.347	118.1	26.797	13.029	122.0	13.873	106.5	1:15.046	94.93	0.448	14:10:21.785
21 -	21.431	118.7	26.914	13.043	123.1	14.267	106.1	1:15.655	94.17	1.057	14:11:37.440
22 -	21.414	118.3	26.810	13.130	120.6	13.603	106.5	1:14.957	95.04	0.359	14:12:52.397
23 -	21.447	117.7	26.845	13.116	122.2	13.612	106.8	1:15.020	94.96	0.422	14:14:07.417
24 -	21.451	118.9	26.845	13.150	120.6	13.744	106.0	1:15.190	94.75	0.592	14:15:22.607

P6	7	Charlie ATKINS				Honda - British Talent Cup					
IDEAL LAP TIME : 1:14.500		BEST LAP TIME : 1:14.684				DIFFERENCE : 0.184					
LAP	SECTOR 1	SECTOR 2	SECTOR 3	SECTOR 4	LAP TIME	MPH	DIFF	TIME OF DAY			
1 -		116.3	27.798	13.200	119.6	14.049	106.6	1:20.331	88.69	5.647	13:46:32.210
2 -	21.532	117.9	27.010	12.959	122.4	13.677	105.3	1:15.178	94.77	0.494	13:47:47.388
3 -	21.463	119.8	27.045	13.149	122.0	13.860	107.0	1:15.517	94.34	0.833	13:49:02.905
4 -	21.911	112.2	27.410	13.087	120.9	13.550	106.5	1:15.958	93.79	1.274	13:50:18.863
5 -	21.421	119.6	27.154	12.951	123.1	13.651	107.3	1:15.177	94.77	0.493	13:51:34.040
6 -	21.398	120.4	27.322	13.018	123.1	13.632	107.3	1:15.370	94.52	0.686	13:52:49.410
7 -	21.559	119.6	27.055	13.006	122.9	13.449	108.0	1:15.069	94.90	0.385	13:54:04.479
8 -	21.508	118.9	27.326	13.051	122.0	13.818	105.5	1:15.703	94.11	1.019	13:55:20.182
9 -	21.653	119.6	27.006	13.234	116.7	13.726	106.8	1:15.619	94.21	0.935	13:56:35.801
10 -	21.550	118.1	27.012	13.204	118.5	13.544	105.6	1:15.310	94.60	0.626	13:57:51.111
11 -	21.508	118.7	26.894	13.165	119.4	13.571	105.3	1:15.138	94.82	0.454	13:59:06.249
12 -	21.404	118.3	26.763	13.085	120.2	13.432	106.1	1:14.684 (1)	95.39		14:00:20.933
13 -	21.497	119.8	26.840	12.984	121.7	13.418	107.0	1:14.739 (2)	95.32	0.055	14:01:35.672
14 -	21.416	118.9	26.992	12.994	123.1	13.657	107.5	1:15.059	94.92	0.375	14:02:50.731
15 -	21.612	120.9	27.085	13.042	122.0	13.564	107.5	1:15.303	94.61	0.619	14:04:06.034
16 -	21.400	120.4	27.085	13.093	121.5	13.567	106.5	1:15.145	94.81	0.461	14:05:21.179
17 -	21.531	118.5	26.947	13.027	121.7	13.679	107.2	1:15.184	94.76	0.500	14:06:36.363
18 -	21.436	118.7	26.905	12.992	122.0	13.709	105.8	1:15.042	94.94	0.358	14:07:51.405
19 -	21.461	117.9	26.917	12.981	122.0	13.650	107.0	1:15.009	94.98	0.325	14:09:06.414
20 -	21.493	118.7	26.817	12.921	120.4	13.823	107.3	1:15.054	94.92	0.370	14:10:21.468
21 -	21.500	119.6	27.010	13.007	122.2	13.890	107.2	1:15.407	94.48	0.723	14:11:36.875
22 -	21.433	118.1	26.977	12.969	122.0	13.763	107.5	1:15.142	94.81	0.458	14:12:52.017
23 -	21.481	118.5	26.841	13.207	119.8	13.434	105.6	1:14.963 (3)	95.04	0.279	14:14:06.980
24 -	21.694	120.2	26.881	13.260	115.7	13.888	107.5	1:15.723	94.08	1.039	14:15:22.703

P7	2	Jack NIXON				Honda - British Talent Cup					
IDEAL LAP TIME : 1:14.446		BEST LAP TIME : 1:14.813				DIFFERENCE : 0.367					
LAP	SECTOR 1	SECTOR 2	SECTOR 3	SECTOR 4	LAP TIME	MPH	DIFF	TIME OF DAY			
1 -		111.6	27.458	13.253	123.1	13.634	106.0	1:20.162	88.87	5.349	13:46:32.041
2 -	21.424	116.1	26.830	13.203	120.4	13.564	105.1	1:15.021 (3)	94.96	0.208	13:47:47.062
3 -	21.484	120.0	27.020	13.348	118.3	13.747	106.8	1:15.599	94.24	0.786	13:49:02.661
4 -	21.783	112.9	27.123	13.129	121.3	13.524	107.0	1:15.559	94.29	0.746	13:50:18.220
5 -	21.480	118.3	27.122	13.182	120.0	13.662	107.5	1:15.446	94.43	0.633	13:51:33.666
6 -	21.356	120.4	27.406	13.074	122.0	13.587	106.5	1:15.423	94.46	0.610	13:52:49.089
7 -	21.508	118.7	26.942	13.090	122.2	13.542	107.0	1:15.082	94.89	0.269	13:54:04.171
8 -	21.436	116.1	27.184	13.167	120.9	13.431	106.6	1:15.218	94.71	0.405	13:55:19.389
9 -	21.386	117.1	26.925	13.064	120.2	13.438	106.6	1:14.813 (1)	95.23		13:56:34.202
10 -	21.298	120.9	26.792	13.109	121.3	13.822	106.3	1:15.021 (3)	94.96	0.208	13:57:49.223
11 -	21.708	117.3	27.206	13.066	120.4	13.516	107.3	1:15.496	94.37	0.683	13:59:04.719
12 -	21.241	120.0	26.909	13.130	121.3	13.710	107.8	1:14.990 (2)	95.00	0.177	14:00:19.709
13 -	21.700	118.1	27.178	13.068	122.6	13.779	107.0	1:15.725	94.08	0.912	14:01:35.434
14 -	21.547	117.9	26.891	12.982	123.3	13.745	107.5	1:15.165	94.78	0.352	14:02:50.599
15 -	21.531	120.6	27.037	13.155	120.2	13.515	107.5	1:15.238	94.69	0.425	14:04:05.837
16 -	21.452	120.6	26.906	13.238	119.6	13.584	105.1	1:15.180	94.76	0.367	14:05:21.017

Weather / Track : Bright / Dry

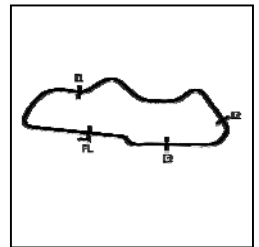
Donington Park National
Circuit Length = 1.9790 miles
Start: 13:45 Flag 14:15 End: 14:16

MCRCB BULLETIN TK140

2019 Bennetts British Superbike Championship - Datatag Round 3

2019 British Talent Cup

RACE 1 - SECTOR ANALYSIS



SECTOR 1 = FL to I1, SECTOR 2 = I1 to I2, SECTOR 3 = I2 to I3, SECTOR 4 = I3 to FL, DIFF = Difference To Personal Best Lap, P = Crossed Finish Line in Pit Lane, D = Time Disallowed

17 -	21.498	119.4	26.886	13.167	118.9	13.569	106.3	1:15.120	94.84	0.307	14:06:36.137
18 -	21.309	120.6	26.938	13.162	120.0	13.819	104.5	1:15.228	94.70	0.415	14:07:51.365
19 -	21.799	118.5	26.988	13.140	120.9	13.578	106.8	1:15.505	94.35	0.692	14:09:06.870
20 -	21.350	119.4	26.973	13.131	120.6	13.640	106.6	1:15.094	94.87	0.281	14:10:21.964
21 -	21.387	120.6	26.930	13.112	122.6	13.936	105.0	1:15.365	94.53	0.552	14:11:37.329
22 -	21.644	117.1	27.184	13.247	119.4	13.636	105.8	1:15.711	94.10	0.898	14:12:53.040
23 -	21.461	120.0	26.943	13.429	117.7	13.652	105.1	1:15.485	94.38	0.672	14:14:08.525
24 -	21.803	117.3	27.662	13.679	115.9	14.003	100.7	1:17.147	92.35	2.334	14:15:25.672

P8		20		Scott SWANN		Honda - British Talent Cup						
IDEAL LAP TIME : 1:14.499		BEST LAP TIME : 1:14.950		DIFFERENCE : 0.451								
LAP	SECTOR 1	SECTOR 2	SECTOR 3	SECTOR 4	LAP TIME	MPH	DIFF	TIME OF DAY				
1 -		107.5	27.718	13.227	122.2	14.019	105.5	1:21.293	87.64	6.343	13:46:33.172	
2 -	21.413	117.7	26.972	13.107	121.1	13.537	107.0	1:15.029	(2)	94.95	0.079	13:47:48.201
3 -	21.284	119.8	26.952	13.068	121.5	13.938	103.4	1:15.242	94.68	0.292	13:49:03.443	
4 -	21.752	117.9	26.894	13.250	119.1	13.654	106.8	1:15.550	94.30	0.600	13:50:18.993	
5 -	21.455	119.8	27.444	13.225	118.9	13.512	104.8	1:15.636	94.19	0.686	13:51:34.629	
6 -	21.554	120.9	26.868	13.172	118.5	13.569	104.3	1:15.163	94.78	0.213	13:52:49.792	
7 -	21.543	119.4	26.916	13.122	119.8	13.369	105.3	1:14.950	(1)	95.05		13:54:04.742
8 -	21.410	117.5	27.313	13.256	119.8	13.528	106.0	1:15.507	94.35	0.557	13:55:20.249	
9 -	21.495	118.9	26.885	13.476	116.5	13.572	103.4	1:15.428	94.45	0.478	13:56:35.677	
10 -	21.876	116.7	27.030	13.447	114.9	13.806	105.5	1:16.159	93.54	1.209	13:57:51.836	
11 -	21.529	116.7	26.850	13.300	117.5	13.469	104.3	1:15.148	(3)	94.80	0.198	13:59:06.984
12 -	21.521	117.5	26.778	13.455	116.9	13.545	103.8	1:15.299	94.61	0.349	14:00:22.283	
13 -	21.735	117.5	26.999	13.383	116.9	13.487	102.9	1:15.604	94.23	0.654	14:01:37.887	
14 -	21.704	115.9	27.333	13.419	116.7	13.431	103.2	1:15.887	93.88	0.937	14:02:53.774	
15 -	21.716	117.5	27.224	13.586	114.3	13.619	103.0	1:16.145	93.56	1.195	14:04:09.919	
16 -	21.762	118.9	26.998	13.527	115.1	13.490	103.0	1:15.777	94.02	0.827	14:05:25.696	
17 -	21.826	116.3	27.111	13.583	112.2	13.640	103.0	1:16.160	93.54	1.210	14:06:41.856	
18 -	21.797	115.9	27.219	13.484	114.5	13.590	102.6	1:16.090	93.63	1.140	14:07:57.946	
19 -	21.814	112.2	27.125	13.599	114.1	13.589	102.1	1:16.127	93.58	1.177	14:09:14.073	
20 -	21.747	118.9	27.021	13.613	114.1	13.536	102.6	1:15.917	93.84	0.967	14:10:29.990	
21 -	21.784	116.5	27.329	13.561	114.7	13.593	101.6	1:16.267	93.41	1.317	14:11:46.257	
22 -	21.935	112.2	27.364	13.618	113.3	13.586	102.6	1:16.503	93.12	1.553	14:13:02.760	
23 -	21.841	116.5	27.046	13.761	113.5	13.623	102.7	1:16.271	93.41	1.321	14:14:19.031	
24 -	21.929	116.9	27.063	13.633	113.9	13.597	102.9	1:16.222	93.47	1.272	14:15:35.253	

P9		13		Harvey CLARIDGE		Honda - British Talent Cup						
IDEAL LAP TIME : 1:15.367		BEST LAP TIME : 1:15.620		DIFFERENCE : 0.253								
LAP	SECTOR 1	SECTOR 2	SECTOR 3	SECTOR 4	LAP TIME	MPH	DIFF	TIME OF DAY				
1 -		108.4	27.738	13.182	121.7	13.819	105.0	1:21.748	87.15	6.128	13:46:33.627	
2 -	21.660	120.9	27.406	13.232	118.7	13.651	105.5	1:15.949	93.80	0.329	13:47:49.576	
3 -	21.668	116.9	27.354	13.399	118.7	13.613	106.0	1:16.034	93.70	0.414	13:49:05.610	
4 -	21.654	120.0	27.211	13.397	118.1	13.570	105.3	1:15.832	93.95	0.212	13:50:21.442	
5 -	21.638	119.8	27.250	13.433	117.7	13.593	105.5	1:15.914	93.85	0.294	13:51:37.356	
6 -	21.600	121.3	27.227	13.363	117.9	13.622	103.5	1:15.812	(3)	93.97	0.192	13:52:53.168
7 -	21.607	119.4	27.451	13.298	117.7	13.675	103.5	1:16.031	93.70	0.411	13:54:09.199	
8 -	21.734	118.5	27.150	13.324	118.1	13.555	105.0	1:15.763	(2)	94.03	0.143	13:55:24.962
9 -	21.668	120.9	27.147	13.426	117.5	13.648	104.8	1:15.889	93.88	0.269	13:56:40.851	
10 -	21.548	118.5	27.104	13.182	119.1	14.123	103.7	1:15.957	93.79	0.337	13:57:56.808	
11 -	21.986	115.5	27.193	13.392	119.8	13.663	106.1	1:16.234	93.45	0.614	13:59:13.042	
12 -	21.559	115.7	27.147	13.301	118.5	14.393	104.6	1:16.400	93.25	0.780	14:00:29.442	
13 -	21.571	120.6	27.430	13.287	116.9	13.699	105.3	1:15.987	93.76	0.367	14:01:45.429	
14 -	21.921	117.5	27.391	13.407	115.7	13.641	103.4	1:16.360	93.30	0.740	14:03:01.789	
15 -	21.555	120.2	27.380	13.479	115.5	13.757	102.6	1:16.171	93.53	0.551	14:04:17.960	
16 -	21.798	119.6	27.237	13.548	115.3	13.865	103.4	1:16.448	93.19	0.828	14:05:34.408	
17 -	21.794	118.1	27.358	13.609	113.7	13.809	103.5	1:16.570	93.04	0.950	14:06:50.978	
18 -	21.849	114.5	27.185	13.413	117.1	13.834	105.1	1:16.281	93.39	0.661	14:08:07.259	
19 -	21.701	116.5	27.085	13.282	116.3	13.552	103.7	1:15.620	(1)	94.21		14:09:22.879
20 -	21.703	119.1	27.337	13.495	114.7	13.609	102.9	1:16.144	93.56	0.524	14:10:39.023	
21 -	21.717	120.2	27.291	13.536	115.1	13.694	102.9	1:16.238	93.45	0.618	14:11:55.261	
22 -	21.710	117.7	27.480	13.565	114.7	13.768	103.0	1:16.523	93.10	0.903	14:13:11.784	
23 -	21.730	118.5	27.639	13.455	114.5	13.766	102.6	1:16.590	93.02	0.970	14:14:28.374	

Weather / Track : Bright / Dry

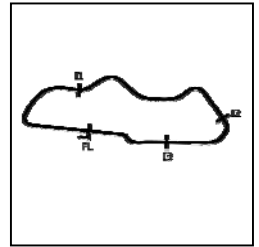
Donington Park National
Circuit Length = 1.9790 miles
Start: 13:45 Flag 14:15 End: 14:16

MCRCB BULLETIN TK140

2019 Bennetts British Superbike Championship - Datatag Round 3

2019 British Talent Cup

RACE 1 - SECTOR ANALYSIS



SECTOR 1 = FL to I1, SECTOR 2 = I1 to I2 SECTOR 3 = I2 to I3, SECTOR 4 = I3 to FL, DIFF = Difference To Personal Best Lap, P = Crossed Finish Line in Pit Lane, D = Time Disallowed
 24 - 21.875 116.1 27.524 13.563 115.5 13.645 103.8 1:16.607 93.00 0.987 14:15:44.981

P10 9		Brian HART		Honda - British Talent Cup							
IDEAL LAP TIME : 1:14.977		BEST LAP TIME : 1:15.181		DIFFERENCE : 0.204							
LAP	SECTOR 1	SECTOR 2	SECTOR 3	SECTOR 4	LAP TIME	MPH	DIFF	TIME OF DAY			
1 -		110.7	27.573	13.091	123.1	14.185	104.3	1:21.229	87.71	6.048	13:46:33.108
2 -	21.698	117.1	27.001	13.461	117.7	13.654	104.5	1:15.814	93.97	0.633	13:47:48.922
3 -	21.753	115.7	26.991	13.461	117.7	13.620	105.0	1:15.825	93.96	0.644	13:49:04.747
4 -	21.495	118.5	26.866	13.214	118.3	13.606	105.6	1:15.181 (1)	94.76		13:50:19.928
5 -	21.573	116.9	27.097	13.233	118.5	13.525	105.0	1:15.428 (2)	94.45	0.247	13:51:35.356
6 -	21.742	118.7	27.003	13.181	119.1	13.555	104.3	1:15.481 (3)	94.38	0.300	13:52:50.837
7 -	21.622	117.9	27.194	13.329	117.3	14.375	97.5	1:16.520	93.10	1.339	13:54:07.357
8 -	21.825	116.5	27.099	13.454	116.3	13.705	103.2	1:16.083	93.64	0.902	13:55:23.440
9 -	21.751	118.9	27.320	13.514	115.1	13.804	103.0	1:16.389	93.26	1.208	13:56:39.829
10 -	21.956	116.7	27.264	13.390	116.7	13.721	105.5	1:16.331	93.33	1.150	13:57:56.160
11 -	21.706	116.7	27.046	13.435	115.9	13.763	103.4	1:15.950	93.80	0.769	13:59:12.110
12 -	21.882	116.9	27.249	13.802	114.9	14.651	103.8	1:17.584	91.83	2.403	14:00:29.694
13 -	21.512	119.6	27.413	13.360	118.1	13.721	105.1	1:16.006	93.73	0.825	14:01:45.700
14 -	22.043	117.3	27.437	13.329	119.4	13.872	104.6	1:16.681	92.91	1.500	14:03:02.381
15 -	21.640	117.7	27.396	13.334	120.9	13.751	105.5	1:16.121	93.59	0.940	14:04:18.502
16 -	21.874	117.5	27.293	13.235	118.1	13.964	105.3	1:16.366	93.29	1.185	14:05:34.868
17 -	21.891	116.7	27.172	13.377	117.3	13.768	104.2	1:16.208	93.48	1.027	14:06:51.076
18 -	21.598	117.3	27.135	13.582	114.9	13.616	103.7	1:15.931	93.83	0.750	14:08:07.007
19 -	21.729	117.9	27.104	13.515	114.9	13.825	103.2	1:16.173	93.53	0.992	14:09:23.180
20 -	21.815	115.9	27.138	13.459	117.7	14.284	100.4	1:16.696	92.89	1.515	14:10:39.876
21 -	21.748	120.4	27.074	13.542	115.5	13.705	104.6	1:16.069	93.66	0.888	14:11:55.945
22 -	21.717	118.5	27.544	13.440	116.1	13.703	104.8	1:16.404	93.24	1.223	14:13:12.349
23 -	21.675	118.3	27.291	13.421	117.5	13.815	103.8	1:16.202	93.49	1.021	14:14:28.551
24 -	21.898	117.1	27.474	13.517	118.1	13.682	104.8	1:16.571	93.04	1.390	14:15:45.122

P11 3		Elliot PINSON		Honda - British Talent Cup							
IDEAL LAP TIME : 1:14.853		BEST LAP TIME : 1:15.157		DIFFERENCE : 0.304							
LAP	SECTOR 1	SECTOR 2	SECTOR 3	SECTOR 4	LAP TIME	MPH	DIFF	TIME OF DAY			
1 -		106.0	28.429	13.396	122.2	13.945	101.6	1:22.906	85.93	7.749	13:46:34.785
2 -	21.581	121.7	26.932	13.224	119.1	13.528	105.0	1:15.265 (3)	94.66	0.108	13:47:50.050
3 -	21.387	121.1	27.014	13.336	117.9	13.420	106.0	1:15.157 (1)	94.79		13:49:05.207
4 -	21.306	122.2	27.163	13.195	119.4	13.510	106.5	1:15.174 (2)	94.77	0.017	13:50:20.381
5 -	21.461	117.1	26.975	13.832	116.7	13.668	105.0	1:15.936	93.82	0.779	13:51:36.317
6 -	21.519	123.1	27.236	13.351	118.5	13.544	104.5	1:15.650	94.17	0.493	13:52:51.967
7 -	21.660	119.4	27.510	13.304	119.6	13.527	102.7	1:16.001	93.74	0.844	13:54:07.968
8 -	21.712	120.2	27.230	13.427	116.5	13.586	104.0	1:15.955	93.80	0.798	13:55:23.923
9 -	21.562	121.7	27.314	13.436	117.7	13.656	105.3	1:15.968	93.78	0.811	13:56:39.891
10 -	21.742	119.4	27.289	13.492	115.3	13.626	103.4	1:16.149	93.56	0.992	13:57:56.040
11 -	21.942	114.9	27.259	13.383	116.7	13.816	102.9	1:16.400	93.25	1.243	13:59:12.440
12 -	21.657	121.5	27.318	13.602	115.3	13.976	103.0	1:16.553	93.06	1.396	14:00:28.993
13 -	21.792	121.7	27.331	13.559	115.7	13.622	102.6	1:16.304	93.37	1.147	14:01:45.297
14 -	21.883	121.5	27.404	13.608	114.5	13.715	103.5	1:16.610	92.99	1.453	14:03:01.907
15 -	21.703	121.3	27.458	13.542	115.1	13.532	103.8	1:16.235	93.45	1.078	14:04:18.142
16 -	21.885	121.1	27.263	13.525	117.3	13.836	101.6	1:16.509	93.12	1.352	14:05:34.651
17 -	22.194	117.7	27.430	13.449	118.5	13.847	102.1	1:16.920	92.62	1.763	14:06:51.571
18 -	21.876	118.3	27.465	13.356	119.8	13.482	104.0	1:16.179	93.52	1.022	14:08:07.750
19 -	21.620	121.3	27.076	13.444	116.1	13.514	104.2	1:15.654	94.17	0.497	14:09:23.404
20 -	21.714	117.7	27.344	13.462	116.9	14.021	102.1	1:16.541	93.08	1.384	14:10:39.945
21 -	21.823	122.6	27.189	13.342	118.5	13.549	102.7	1:15.903	93.86	0.746	14:11:55.848
22 -	21.897	120.2	27.544	13.384	118.3	13.512	102.6	1:16.337	93.33	1.180	14:13:12.185
23 -	21.706	120.4	27.127	13.614	113.7	14.263	102.1	1:16.710	92.87	1.553	14:14:28.895
24 -	21.815	120.9	27.339	13.447	116.5	13.785	103.7	1:16.386	93.27	1.229	14:15:45.281

P12 18		Jamie DAVIS		Honda - British Talent Cup							
IDEAL LAP TIME : 1:15.214		BEST LAP TIME : 1:15.249		DIFFERENCE : 0.035							
LAP	SECTOR 1	SECTOR 2	SECTOR 3	SECTOR 4	LAP TIME	MPH	DIFF	TIME OF DAY			
1 -		115.5	27.797	13.198	121.7	13.948	105.0	1:21.449	87.47	6.200	13:46:33.328

Weather / Track : Bright / Dry

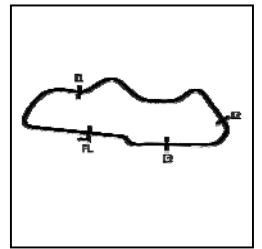
Donington Park National
 Circuit Length = 1.9790 miles
 Start: 13:45 Flag 14:15 End: 14:16

MCRCB BULLETIN TK140

2019 Bennetts British Superbike Championship - Datatag Round 3

2019 British Talent Cup

RACE 1 - SECTOR ANALYSIS



SECTOR 1 = FL to I1, SECTOR 2 = I1 to I2, SECTOR 3 = I2 to I3, SECTOR 4 = I3 to FL, DIFF = Difference To Personal Best Lap, P = Crossed Finish Line in Pit Lane, D = Time Disallowed

2 -	21.728	116.1	27.119	13.189	120.9	13.732	105.3	1:15.768	(3)	94.03	0.519	13:47:49.096
3 -	21.727	116.7	27.114	13.332	120.2	13.661	106.3	1:15.834		93.95	0.585	13:49:04.930
4 -	21.475	119.6	26.942	13.217	119.8	13.615	106.1	1:15.249	(1)	94.68		13:50:20.179
5 -	21.528	118.3	27.252	13.527	117.7	13.608	104.6	1:15.915		93.85	0.666	13:51:36.094
6 -	21.566	118.9	27.128	13.364	118.5	13.673	104.0	1:15.731	(2)	94.07	0.482	13:52:51.825
7 -	21.688	118.9	27.485	13.428	116.7	13.689	105.8	1:16.290		93.38	1.041	13:54:08.115
8 -	21.928	117.1	27.173	13.359	117.1	13.670	105.3	1:16.130		93.58	0.881	13:55:24.245
9 -	21.588	120.6	27.130	13.281	119.1	13.795	106.3	1:15.794		94.00	0.545	13:56:40.039
10 -	21.909	113.5	27.335	13.363	118.3	14.140	103.7	1:16.747		92.83	1.498	13:57:56.786
11 -	21.843	118.3	27.216	13.370	118.3	13.611	104.6	1:16.040		93.69	0.791	13:59:12.826
12 -	21.543	117.9	27.193	13.405	117.1	13.703	104.0	1:15.844		93.93	0.595	14:00:28.670
13 -	21.804	118.5	27.790	13.433	118.1	13.818	106.1	1:16.845		92.71	1.596	14:01:45.515
14 -	22.098	117.9	27.406	13.418	115.3	13.636	104.3	1:16.558		93.06	1.309	14:03:02.073
15 -	21.737	118.3	27.486	13.410	117.5	13.610	105.0	1:16.243		93.44	0.994	14:04:18.316
16 -	21.907	119.4	27.295	13.336	117.7	13.831	103.5	1:16.369		93.29	1.120	14:05:34.685
17 -	21.966	115.1	27.449	13.539	115.3	13.950	103.8	1:16.904		92.64	1.655	14:06:51.589
18 -	21.740	118.9	27.339	13.543	116.1	13.687	105.8	1:16.309		93.36	1.060	14:08:07.898
19 -	21.836	118.5	27.290	13.526	114.7	13.764	103.8	1:16.416		93.23	1.167	14:09:24.314
20 -	21.893	117.9	27.495	13.585	114.1	13.877	103.0	1:16.850		92.70	1.601	14:10:41.164
21 -	22.086	117.1	27.806	13.846	111.8	14.115	102.6	1:17.853		91.51	2.604	14:11:59.017
22 -	22.250	113.3	28.199	13.829	111.6	14.186	101.5	1:18.464		90.80	3.215	14:13:17.481
23 -	22.214	117.1	27.891	13.865	109.8	13.970	101.8	1:17.940		91.41	2.691	14:14:35.421
24 -	22.328	115.1	27.956	13.845	112.0	14.308	101.8	1:18.437		90.83	3.188	14:15:53.858

P13	6	Jamie LYONS	Honda - British Talent Cup					
IDEAL LAP TIME : 1:15.599		BEST LAP TIME : 1:15.926		DIFFERENCE : 0.327				
LAP	SECTOR 1	SECTOR 2	SECTOR 3	SECTOR 4	LAP TIME	MPH	DIFF	TIME OF DAY

1 -		100.4	28.652	13.392	121.7	14.179	103.7	1:23.509	85.31	7.583	13:46:35.388	
2 -	21.801	112.2	28.418	13.422	118.9	13.734	104.3	1:17.375	92.07	1.449	13:47:52.763	
3 -	21.708	111.8	27.442	13.394	119.1	13.720	105.1	1:16.264	93.42	0.338	13:49:09.027	
4 -	21.751	113.9	27.708	13.599	117.9	14.011	104.8	1:17.069	92.44	1.143	13:50:26.096	
5 -	21.797	115.3	27.642	13.436	118.9	13.762	104.6	1:16.637	92.96	0.711	13:51:42.733	
6 -	21.769	115.5	27.500	13.442	117.3	14.125	104.3	1:16.836	92.72	0.910	13:52:59.569	
7 -	21.876	110.7	27.647	13.402	118.9	13.655	105.3	1:16.580	93.03	0.654	13:54:16.149	
8 -	21.684	115.5	27.489	13.348	120.2	13.851	104.6	1:16.372	93.28	0.446	13:55:32.521	
9 -	21.731	116.3	27.501	13.441	118.3	13.618	105.0	1:16.291	93.38	0.365	13:56:48.812	
10 -	21.651	114.9	27.616	13.442	118.7	13.635	106.0	1:16.344	93.32	0.418	13:58:05.156	
11 -	21.718	112.9	27.650	13.456	116.9	14.009	102.7	1:16.833	92.72	0.907	13:59:21.989	
12 -	22.104	112.4	27.648	13.652	116.7	14.372	102.7	1:17.776	91.60	1.850	14:00:39.765	
13 -	22.459	109.2	27.470	13.209	120.9	13.728	105.1	1:16.866	92.68	0.940	14:01:56.631	
14 -	22.001	107.5	27.883	13.585	120.6	13.636	106.6	1:17.105	92.40	1.179	14:03:13.736	
15 -	21.707	115.9	27.393	13.454	118.5	14.192	102.4	1:16.746	92.83	0.820	14:04:30.482	
16 -	21.913	115.7	27.324	13.479	117.5	13.778	103.7	1:16.494	93.13	0.568	14:05:46.976	
17 -	21.620	116.9	27.334	13.442	117.9	13.681	104.3	1:16.077	(2)	93.65	0.151	14:07:03.053
18 -	21.734	114.3	27.240	13.362	118.5	13.590	106.3	1:15.926	(1)	93.83		14:08:18.979
19 -	21.594	115.7	27.567	13.434	119.1	13.682	104.8	1:16.277	93.40	0.351	14:09:35.256	
20 -	21.560	116.7	27.603	13.405	118.3	13.619	105.0	1:16.187	(3)	93.51	0.261	14:10:51.443
21 -	21.829	110.0	28.675	13.786	115.9	13.747	102.2	1:18.037	91.29	2.111	14:12:09.480	
22 -	22.247	105.3	27.840	13.601	115.1	13.780	103.0	1:17.468	91.96	1.542	14:13:26.948	
23 -	21.895	111.4	27.718	13.673	115.3	13.892	102.9	1:17.178	92.31	1.252	14:14:44.126	
24 -	22.191	108.9	28.092	13.665	115.7	14.067	102.2	1:18.015	91.32	2.089	14:16:02.141	

P14	17	Zak SHELTON	Honda - British Talent Cup					
IDEAL LAP TIME : 1:15.526		BEST LAP TIME : 1:15.882		DIFFERENCE : 0.356				
LAP	SECTOR 1	SECTOR 2	SECTOR 3	SECTOR 4	LAP TIME	MPH	DIFF	TIME OF DAY

1 -		96.5	29.190	13.594	121.5	14.100	103.5	1:25.088	83.73	9.206	13:46:36.967	
2 -	21.893	114.9	27.601	13.682	120.4	13.907	104.3	1:17.083	92.42	1.201	13:47:54.050	
3 -	21.685	114.7	27.554	13.548	119.4	14.111	104.3	1:16.898	92.65	1.016	13:49:10.948	
4 -	21.598	114.5	28.198	13.535	119.8	13.710	104.0	1:17.041	92.47	1.159	13:50:27.989	
5 -	21.808	117.1	27.747	13.432	117.5	13.831	104.2	1:16.818	92.74	0.936	13:51:44.807	
6 -	21.873	118.5	27.498	13.483	117.9	13.577	104.3	1:16.431	93.21	0.549	13:53:01.238	
7 -	21.714	118.9	27.189	13.472	117.7	13.534	105.1	1:15.909	(2)	93.85	0.027	13:54:17.147
8 -	21.489	118.1	27.786	13.543	116.9	13.593	104.8	1:16.411	93.24	0.529	13:55:33.558	

Donington Park National
 Circuit Length = 1.9790 miles
 Start: 13:45 Flag 14:15 End: 14:16

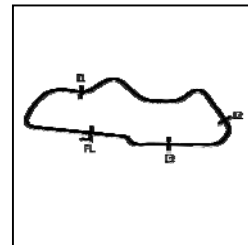
Weather / Track : Bright / Dry

MCRCB BULLETIN TK140

2019 Bennetts British Superbike Championship - Datatag Round 3

2019 British Talent Cup

RACE 1 - SECTOR ANALYSIS



SECTOR 1 = FL to I1, SECTOR 2 = I1 to I2, SECTOR 3 = I2 to I3, SECTOR 4 = I3 to FL, DIFF = Difference To Personal Best Lap, P = Crossed Finish Line in Pit Lane, D = Time Disallowed

9 -	21.545	115.7	27.320	13.502	116.9	13.515	105.8	1:15.882 (1)	93.89		13:56:49.440
10 -	21.440	115.9	27.469	13.405	119.6	13.723	107.0	1:16.037 (3)	93.69	0.155	13:58:05.477
11 -	21.824	112.9	27.419	13.680	117.7	14.323	102.4	1:17.246	92.23	1.364	13:59:22.723
12 -	21.790	116.3	27.619	13.459	120.2	14.029	102.2	1:16.897	92.65	1.015	14:00:39.620
13 -	22.186	116.3	27.473	13.382	117.7	13.720	101.5	1:16.761	92.81	0.879	14:01:56.381
14 -	21.838	115.3	28.073	13.382	121.1	13.961	103.0	1:17.254	92.22	1.372	14:03:13.635
15 -	21.938	118.7	27.427	13.432	120.0	14.684	100.0	1:17.481	91.95	1.599	14:04:31.116
16 -	21.949	116.3	27.512	13.617	115.1	13.894	104.2	1:16.972	92.56	1.090	14:05:48.088
17 -	21.973	113.9	27.651	13.772	115.1	13.721	104.2	1:17.117	92.38	1.235	14:07:05.205
18 -	21.919	112.0	27.495	13.533	116.1	13.775	104.2	1:16.722	92.86	0.840	14:08:21.927
19 -	21.746	114.3	27.575	13.497	116.3	13.645	104.3	1:16.463	93.17	0.581	14:09:38.390
20 -	21.813	112.0	27.776	13.578	115.5	13.783	102.6	1:16.950	92.58	1.068	14:10:55.340
21 -	21.893	112.5	27.745	13.640	115.7	13.770	102.6	1:17.048	92.47	1.166	14:12:12.388
22 -	22.120	107.7	27.953	13.757	115.1	13.883	103.4	1:17.713	91.67	1.831	14:13:30.101
23 -	21.970	110.5	27.915	13.847	114.9	13.869	102.7	1:17.601	91.81	1.719	14:14:47.702
24 -	22.248	110.0	27.940	13.735	115.5	14.087	102.6	1:18.010	91.32	2.128	14:16:05.712

P15	5	Osian JONES	Honda - British Talent Cup								
IDEAL LAP TIME : 1:16.116			BEST LAP TIME : 1:16.504			DIFFERENCE : 0.388					

LAP	SECTOR 1	SECTOR 2	SECTOR 3	SECTOR 4	LAP TIME	MPH	DIFF	TIME OF DAY			
1 -		100.7	28.749	13.471	121.7	14.154	103.4	1:24.518	84.29	8.014	13:46:36.397
2 -	21.840	113.7	27.768	13.316	121.7	14.189	104.8	1:17.113	92.39	0.609	13:47:53.510
3 -	21.669	116.3	27.834	13.524	118.7	14.608	103.8	1:17.635	91.77	1.131	13:49:11.145
4 -	21.697	112.7	27.926	13.682	117.9	14.112	106.1	1:17.417	92.02	0.913	13:50:28.562
5 -	21.706	114.9	28.019	13.416	118.7	13.937	106.5	1:17.078	92.43	0.574	13:51:45.640
6 -	22.044	112.4	27.901	13.441	117.3	13.987	103.7	1:17.373	92.08	0.869	13:53:03.013
7 -	22.062	112.0	27.890	13.514	116.7	13.907	103.5	1:17.373	92.08	0.869	13:54:20.386
8 -	21.890	117.9	27.549	13.436	116.5	13.861	103.2	1:16.736	92.84	0.232	13:55:37.122
9 -	22.022	115.3	27.519	13.598	115.1	13.916	104.0	1:17.055	92.46	0.551	13:56:54.177
10 -	21.932	117.7	27.516	13.435	115.5	13.840	103.7	1:16.723	92.86	0.219	13:58:10.900
11 -	21.772	117.7	27.525	13.467	115.7	13.861	103.4	1:16.625 (3)	92.98	0.121	13:59:27.525
12 -	21.932	115.1	27.403	13.393	116.1	13.776	103.8	1:16.504 (1)	93.12		14:00:44.029
13 -	21.992	115.7	27.510	13.341	116.9	13.728	103.2	1:16.571 (2)	93.04	0.067	14:02:00.600
14 -	22.127	112.9	27.631	13.539	116.1	13.836	103.0	1:17.133	92.36	0.629	14:03:17.733
15 -	21.958	115.7	27.547	13.547	115.3	13.955	102.7	1:17.007	92.51	0.503	14:04:34.740
16 -	22.098	117.3	27.672	13.493	115.5	13.927	103.2	1:17.190	92.30	0.686	14:05:51.930
17 -	21.982	115.7	27.425	13.598	114.9	14.052	102.9	1:17.057	92.45	0.553	14:07:08.987
18 -	21.994	116.5	27.616	13.620	114.9	13.940	103.2	1:17.170	92.32	0.666	14:08:26.157
19 -	22.076	114.1	27.730	13.557	115.1	13.992	102.7	1:17.355	92.10	0.851	14:09:43.512
20 -	22.048	112.9	27.606	13.627	114.5	13.973	101.9	1:17.254	92.22	0.750	14:11:00.766
21 -	22.106	114.3	28.013	13.596	115.1	14.112	101.5	1:17.827	91.54	1.323	14:12:18.593
22 -	22.217	110.7	28.137	13.747	112.5	14.169	101.9	1:18.270	91.02	1.766	14:13:36.863
23 -	22.084	111.8	27.721	13.654	114.1	14.191	102.1	1:17.650	91.75	1.146	14:14:54.513
24 -	22.262	113.5	27.886	13.688	114.1	14.155	102.1	1:17.991	91.35	1.487	14:16:12.504

P16	21	Ross MAGUIRE	Honda - British Talent Cup								
IDEAL LAP TIME : 1:16.616			BEST LAP TIME : 1:16.980			DIFFERENCE : 0.364					

LAP	SECTOR 1	SECTOR 2	SECTOR 3	SECTOR 4	LAP TIME	MPH	DIFF	TIME OF DAY			
1 -		96.4	28.818	13.350	121.7	14.139	102.6	1:24.645	84.17	7.665	13:46:36.524
2 -	21.928	113.5	28.014	13.566	116.9	14.222	102.6	1:17.730	91.65	0.750	13:47:54.254
3 -	21.997	112.0	27.660	13.472	116.5	13.851	104.3	1:16.980 (1)	92.55		13:49:11.234
4 -	21.924	111.2	27.792	13.544	116.3	13.890	104.8	1:17.150 (2)	92.34	0.170	13:50:28.384
5 -	21.757	114.9	28.065	13.495	118.1	13.925	103.7	1:17.242 (3)	92.23	0.262	13:51:45.626
6 -	21.883	113.9	27.835	13.664	117.5	13.932	103.0	1:17.314	92.15	0.334	13:53:02.940
7 -	22.010	113.9	27.898	13.788	115.1	13.978	103.0	1:17.674	91.72	0.694	13:54:20.614
8 -	22.426	111.1	27.998	14.509	111.8	14.294	102.4	1:19.227	89.92	2.247	13:55:39.841
9 -	22.032	113.5	28.120	13.778	115.3	14.111	102.2	1:18.041	91.29	1.061	13:56:57.882
10 -	22.392	110.0	27.763	13.831	114.5	13.972	102.7	1:17.958	91.39	0.978	13:58:15.840
11 -	21.998	113.3	28.003	13.798	115.9	14.177	101.3	1:17.976	91.36	0.996	13:59:33.816
12 -	22.225	113.3	27.769	13.646	116.5	13.984	100.9	1:17.624	91.78	0.644	14:00:51.440
13 -	22.105	113.9	28.047	13.567	117.3	13.915	104.6	1:17.634	91.77	0.654	14:02:09.074
14 -	22.231	110.3	27.843	13.785	112.9	13.850	103.0	1:17.709	91.68	0.729	14:03:26.783
15 -	21.996	114.7	28.217	13.872	115.9	14.069	102.2	1:18.154	91.16	1.174	14:04:44.937

Weather / Track : Bright / Dry

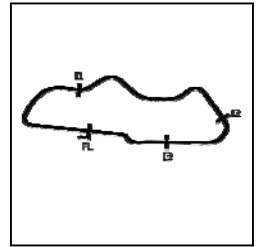
Donington Park National
Circuit Length = 1.9790 miles
Start: 13:45 Flag 14:15 End: 14:16

MCRCB BULLETIN TK140

2019 Bennetts British Superbike Championship - Datatag Round 3

2019 British Talent Cup

RACE 1 - SECTOR ANALYSIS



SECTOR 1 = FL to I1, SECTOR 2 = I1 to I2 SECTOR 3 = I2 to I3, SECTOR 4 = I3 to FL, DIFF = Difference To Personal Best Lap, P = Crossed Finish Line in Pit Lane, D = Time Disallowed

16 -	22.031	114.5	28.083	13.701	113.3	14.087	103.0	1:17.902	91.45	0.922	14:06:02.839
17 -	22.312	114.3	27.916	13.941	110.9	13.950	100.6	1:18.119	91.20	1.139	14:07:20.958
18 -	22.253	113.7	27.723	13.765	110.9	14.022	103.8	1:17.763	91.61	0.783	14:08:38.721
19 -	22.100	112.7	28.032	13.814	111.1	14.285	100.6	1:18.231	91.07	1.251	14:09:56.952
20 -	22.451	111.8	27.968	13.752	113.9	14.014	99.2	1:18.185	91.12	1.205	14:11:15.137
21 -	22.737	103.4	28.196	13.984	110.1	14.214	102.4	1:19.131	90.03	2.151	14:12:34.268
22 -	22.309	114.3	27.888	13.875	110.9	14.043	100.0	1:18.115	91.20	1.135	14:13:52.383
23 -	22.309	114.3	27.659	13.826	110.9	13.871	100.6	1:17.665	91.73	0.685	14:15:10.048
24 -	22.100	112.5	27.858	13.752	110.9	14.044	99.7	1:17.754	91.63	0.774	14:16:27.802

P17	24	George HOPPER	Honda - British Talent Cup							
IDEAL LAP TIME : 1:16.729		BEST LAP TIME : 1:17.219		DIFFERENCE : 0.490						

LAP	SECTOR 1	SECTOR 2	SECTOR 3	SECTOR 4	LAP TIME	MPH	DIFF	TIME OF DAY				
1 -		102.6	29.024	13.721	119.4	14.740	100.3	1:25.138	83.68	7.919	13:46:37.017	
2 -	22.179	112.5	27.763	13.500	117.5	14.133	103.4	1:17.575	91.84	0.356	13:47:54.592	
3 -	22.249	108.5	27.499	13.509	117.1	14.164	101.0	1:17.421	(3)	92.02	0.202	13:49:12.013
4 -	22.194	112.7	27.731	13.497	117.5	14.052	102.4	1:17.474	91.96	0.255	13:50:29.487	
5 -	22.262	110.7	27.817	13.504	116.9	14.132	101.9	1:17.715	91.67	0.496	13:51:47.202	
6 -	22.403	107.7	28.020	13.579	116.3	13.958	102.2	1:17.960	91.38	0.741	13:53:05.162	
7 -	22.237	108.7	27.886	13.493	115.7	13.935	102.7	1:17.551	91.87	0.332	13:54:22.713	
8 -	22.074	113.1	27.985	13.587	116.1	13.883	103.2	1:17.529	91.89	0.310	13:55:40.242	
9 -	22.051	113.9	27.937	13.573	115.7	14.175	105.1	1:17.736	91.65	0.517	13:56:57.978	
10 -	22.038	113.7	27.994	13.879	114.7	14.109	104.6	1:18.020	91.31	0.801	13:58:15.998	
11 -	21.975	113.1	28.041	13.657	116.5	14.237	103.7	1:17.910	91.44	0.691	13:59:33.908	
12 -	21.875	113.7	27.918	13.538	117.5	13.888	100.3	1:17.219	(1)	92.26		14:00:51.127
13 -	22.237	114.7	28.071	13.589	116.1	13.991	104.3	1:17.888	91.47	0.669	14:02:09.015	
14 -	22.044	118.7	28.262	13.615	114.5	14.096	103.7	1:18.017	91.32	0.798	14:03:27.032	
15 -	21.949	118.7	28.234	13.694	116.9	14.207	103.7	1:18.084	91.24	0.865	14:04:45.116	
16 -	22.004	113.9	28.164	13.472	115.7	14.301	102.9	1:17.941	91.41	0.722	14:06:03.057	
17 -	22.311	111.2	28.259	13.649	119.1	14.022	102.1	1:18.241	91.06	1.022	14:07:21.298	
18 -	22.015	112.9	27.748	13.579	114.3	13.975	101.8	1:17.317	(2)	92.14	0.098	14:08:38.615
19 -	22.063	110.9	28.204	13.746	112.5	14.276	100.1	1:18.289	91.00	1.070	14:09:56.904	
20 -	22.362	111.1	27.972	13.830	113.7	14.173	102.1	1:18.337	90.94	1.118	14:11:15.241	
21 -	22.435	110.9	28.411	13.942	112.2	14.171	100.9	1:18.959	90.23	1.740	14:12:34.200	
22 -	22.274	110.3	28.250	13.704	115.9	14.418	100.6	1:18.646	90.59	1.427	14:13:52.846	
23 -	22.115	112.2	27.712	13.806	114.3	14.234	101.5	1:17.867	91.49	0.648	14:15:10.713	
24 -	22.167	114.3	27.766	13.682	113.9	14.125	100.6	1:17.740	91.64	0.521	14:16:28.453	

P18	19	Charlie FARRER	Honda - British Talent Cup							
IDEAL LAP TIME : 1:14.247		BEST LAP TIME : 1:14.557		DIFFERENCE : 0.310						

LAP	SECTOR 1	SECTOR 2	SECTOR 3	SECTOR 4	LAP TIME	MPH	DIFF	TIME OF DAY				
1 -		115.3	27.600	13.181	123.1	13.544	106.5	1:19.898	89.17	5.341	13:46:31.777	
2 -	21.424	118.7	26.843	13.142	120.2	13.489	107.3	1:14.898	95.12	0.341	13:47:46.675	
3 -	21.415	120.4	27.090	13.522	116.1	13.782	103.2	1:15.809	93.98	1.252	13:49:02.484	
4 -	22.037	115.5	26.835	13.070	121.7	13.461	104.6	1:15.403	94.48	0.846	13:50:17.887	
5 -	21.508	122.6	27.119	13.183	118.7	13.532	104.6	1:15.342	94.56	0.785	13:51:33.229	
6 -	21.450	120.6	27.463	13.087	124.0	13.284	106.6	1:15.284	94.63	0.727	13:52:48.513	
7 -	21.348	119.1	27.179	13.131	120.2	13.510	104.3	1:15.168	94.78	0.611	13:54:03.681	
8 -	21.970	120.9	26.873	13.180	121.1	13.465	106.6	1:15.488	94.38	0.931	13:55:19.169	
9 -	21.341	121.5	26.864	13.314	117.7	13.317	106.5	1:14.836	(3)	95.20	0.279	13:56:34.005
10 -	21.311	122.0	26.729	13.215	122.2	13.682	103.5	1:14.937	95.07	0.380	13:57:48.942	
11 -	21.540	118.7	27.075	13.186	120.9	13.389	103.5	1:15.190	94.75	0.633	13:59:04.132	
12 -	21.537	119.6	26.890	13.299	116.5	13.597	105.1	1:15.323	94.58	0.766	14:00:19.455	
13 -	21.332	119.8	26.906	13.436	116.3	13.631	106.8	1:15.305	94.61	0.748	14:01:34.760	
14 -	21.404	120.2	26.888	13.336	117.1	13.690	105.5	1:15.318	94.59	0.761	14:02:50.078	
15 -	21.525	119.1	26.908	13.192	118.3	13.662	107.0	1:15.287	94.63	0.730	14:04:05.365	
16 -	21.256	119.1	26.693	13.113	120.2	13.495	103.8	1:14.557	(1)	95.55		14:05:19.922
17 -	21.509	120.0	26.822	13.425	114.1	13.578	106.3	1:15.334	94.57	0.777	14:06:35.256	
18 -	21.452	118.3	26.850	13.454	116.7	13.408	104.5	1:15.164	94.78	0.607	14:07:50.420	
19 -	21.679	117.7	26.814	13.336	117.3	13.427	106.8	1:15.256	94.67	0.699	14:09:05.676	
20 -	21.357	120.0	27.033	13.218	118.1	13.469	103.2	1:15.077	94.89	0.520	14:10:20.753	
21 -	21.627	120.0	26.912	13.132	120.2	13.513	103.7	1:15.184	94.76	0.627	14:11:35.937	
22 -	21.724	117.5	26.798	13.291	117.5	13.433	105.8	1:15.246	94.68	0.689	14:12:51.183	

Donington Park National
 Circuit Length = 1.9790 miles
 Start: 13:45 Flag 14:15 End: 14:16

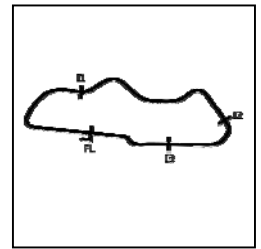
Weather / Track : Bright / Dry

MCRCB BULLETIN TK140

2019 Bennetts British Superbike Championship - Datatag Round 3

2019 British Talent Cup

RACE 1 - SECTOR ANALYSIS



SECTOR 1 = FL to I1, SECTOR 2 = I1 to I2 SECTOR 3 = I2 to I3, SECTOR 4 = I3 to FL, DIFF = Difference To Personal Best Lap, P = Crossed Finish Line in Pit Lane, D = Time Disallowed
 23 - 21.513 119.1 **26.637** 13.255 120.6 13.420 104.6 1:14.825 (2) 95.21 0.268 14:14:06.008

P19 14		Corey TINKER				Honda - British Talent Cup					
IDEAL LAP TIME : 1:15.707		BEST LAP TIME : 1:16.137				DIFFERENCE : 0.430					
LAP	SECTOR 1	SECTOR 2	SECTOR 3	SECTOR 4	LAP TIME	MPH	DIFF	TIME OF DAY			
1 -		108.7	28.365	13.492 121.3	14.269 105.0	1:23.064	85.77	6.927	13:46:34.943		
2 -	22.148	109.1	27.655	13.374 120.6	13.879 105.3	1:17.056	92.46	0.919	13:47:51.999		
3 -	21.825	112.9	27.530	13.459 120.4	13.969 104.8	1:16.783	92.78	0.646	13:49:08.782		
4 -	21.799	116.7	28.151	13.423 121.7	13.732 105.5	1:17.105	92.40	0.968	13:50:25.887		
5 -	21.708	116.1	27.608	13.298 120.4	13.718 106.6	1:16.332	93.33	0.195	13:51:42.219		
6 -	21.930	116.3	28.052	13.223 120.9	13.949 104.6	1:17.154	92.34	1.017	13:52:59.373		
7 -	21.922	116.1	27.375	13.323 120.2	13.689 106.1	1:16.309	93.36	0.172	13:54:15.682		
8 -	21.749	118.7	27.465	13.506 119.4	13.757 106.3	1:16.477	93.16	0.340	13:55:32.159		
9 -	21.741	115.7	27.368	13.331 119.4	13.803 107.0	1:16.243 (3)	93.44	0.106	13:56:48.402		
10 -	21.653	116.7	27.689	13.542 116.7	13.765 105.5	1:16.649	92.95	0.512	13:58:05.051		
11 -	22.007	117.9	27.595	13.422 120.4	14.242 104.2	1:17.266	92.20	1.129	13:59:22.317		
12 -	21.900	115.7	27.782	13.425 117.5	14.327 104.8	1:17.434	92.00	1.297	14:00:39.751		
13 -	22.305	115.1	27.373	13.232 118.5	13.819 105.0	1:16.729	92.85	0.592	14:01:56.480		
14 -	21.996	115.1	27.710	13.327 120.9	13.804 104.8	1:16.837	92.72	0.700	14:03:13.317		
15 -	21.571	119.1	27.489	13.373 118.1	13.704 104.3	1:16.137 (1)	93.57		14:04:29.454		
16 -	22.070	117.7	27.302	13.201 120.9	13.769 104.5	1:16.342	93.32	0.205	14:05:45.796		
17 -	21.813	118.1	27.454	13.470 117.3	13.715 104.6	1:16.452	93.19	0.315	14:07:02.248		
18 -	21.678	118.5	27.462	13.474 117.7	13.662 105.0	1:16.276	93.40	0.139	14:08:18.524		
19 -	21.712	119.1	27.584	13.276 121.1	13.633 105.0	1:16.205 (2)	93.49	0.068	14:09:34.729		
20 -	21.714	117.9	27.487	13.398 117.3	13.770 104.0	1:16.369	93.29	0.232	14:10:51.098		

P20 12		Torin COLLINS				Honda - British Talent Cup					
IDEAL LAP TIME : 1:15.839		BEST LAP TIME : 1:16.124				DIFFERENCE : 0.285					
LAP	SECTOR 1	SECTOR 2	SECTOR 3	SECTOR 4	LAP TIME	MPH	DIFF	TIME OF DAY			
1 -		106.5	28.405	13.477 121.5	14.295 103.8	1:23.220	85.61	7.096	13:46:35.099		
2 -	21.870	112.4	27.315	13.451 117.9	13.811 104.6	1:16.447	93.19	0.323	13:47:51.546		
3 -	21.849	110.3	27.591	13.620 116.5	13.679 104.5	1:16.739	92.84	0.615	13:49:08.285		
4 -	21.986	111.4	27.591	13.596 116.3	13.758 103.8	1:16.931	92.61	0.807	13:50:25.216		
5 -	21.799	110.7	27.780	13.416 116.7	13.797 103.8	1:16.792	92.77	0.668	13:51:42.008		
6 -	21.928	115.7	27.544	13.485 116.7	13.856 101.8	1:16.813	92.75	0.689	13:52:58.821		
7 -	21.910	110.1	27.421	13.500 116.9	13.716 103.2	1:16.547	93.07	0.423	13:54:15.368		
8 -	21.740	113.7	27.318	13.520 116.1	13.784 102.6	1:16.362	93.30	0.238	13:55:31.730		
9 -	21.914	111.1	27.164	13.554 115.1	13.963 102.9	1:16.595	93.01	0.471	13:56:48.325		
10 -	21.864	114.7	27.985	13.399 118.5	13.670 107.5	1:16.918	92.62	0.794	13:58:05.243		
11 -	21.932	115.5	27.626	13.553 116.9	13.944 102.7	1:17.055	92.46	0.931	13:59:22.298		
12 -	22.038	116.5	27.453	13.677 116.3	14.373 104.0	1:17.541	91.88	1.417	14:00:39.839		
13 -	21.858	116.3	27.156	13.391 116.9	13.880 101.5	1:16.285 (3)	93.39	0.161	14:01:56.124		
14 -	21.906	114.5	27.854	13.411 116.1	13.661 103.4	1:16.832	92.73	0.708	14:03:12.956		
15 -	21.711	112.9	27.320	13.751 114.7	13.830 105.0	1:16.612	92.99	0.488	14:04:29.568		
16 -	21.711	115.3	27.251	13.460 115.5	14.128 103.2	1:16.550	93.07	0.426	14:05:46.118		
17 -	21.674	118.3	27.382	13.411 116.9	13.760 105.6	1:16.227 (2)	93.46	0.103	14:07:02.345		
18 -	21.707	116.5	27.439	13.430 117.1	13.752 106.3	1:16.328	93.34	0.204	14:08:18.673		
19 -	21.698	115.3	27.215	13.470 115.7	13.741 106.0	1:16.124 (1)	93.59		14:09:34.797		
20 -	21.777	117.3	27.450	13.348 116.7	13.790 105.3	1:16.365	93.29	0.241	14:10:51.162		

P21 16		Harry LEIGH				Honda - British Talent Cup					
IDEAL LAP TIME : 1:16.745		BEST LAP TIME : 1:17.258				DIFFERENCE : 0.513					
LAP	SECTOR 1	SECTOR 2	SECTOR 3	SECTOR 4	LAP TIME	MPH	DIFF	TIME OF DAY			
1 -		99.2	28.843	13.433 122.2	13.931 105.8	1:23.715	85.10	6.457	13:46:35.594		
2 -	21.870	109.4	28.361	13.442 122.0	13.965 106.0	1:17.638	91.76	0.380	13:47:53.232		
3 -	21.572	117.3	28.005	13.690 118.5	13.991 104.5	1:17.258 (1)	92.21		13:49:10.490		
4 -	21.895	117.7	28.142	13.663 117.9	14.017 105.3	1:17.717	91.67	0.459	13:50:28.207		
5 -	21.763	116.1	28.017	13.576 118.9	13.910 104.3	1:17.266 (2)	92.20	0.008	13:51:45.473		
6 -	21.850	117.7	27.864	13.680 117.9	13.911 103.8	1:17.305 (3)	92.16	0.047	13:53:02.778		
7 -	21.983	116.5	28.571	13.443 120.4	14.090 106.1	1:18.087	91.23	0.829	13:54:20.865		
8 -	21.902	118.7	28.154	14.487 113.5	14.282 103.8	1:18.825	90.38	1.567	13:55:39.690		
9 -	22.010	113.7	28.134	13.815 115.5	13.949 104.3	1:17.908	91.44	0.650	13:56:57.598		

Weather / Track : Bright / Dry

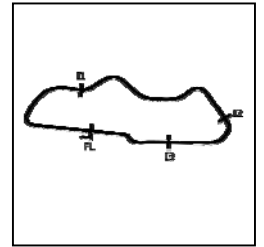
Donington Park National
 Circuit Length = 1.9790 miles
 Start: 13:45 Flag 14:15 End: 14:16

MCRCB BULLETIN TK140

2019 Bennetts British Superbike Championship - Datatag Round 3

2019 British Talent Cup

RACE 1 - SECTOR ANALYSIS



	SECTOR 1 = FL to I1,	SECTOR 2 = I1 to I2	SECTOR 3 = I2 to I3,	SECTOR 4 = I3 to FL,	DIFF = Difference To Personal Best Lap,	P = Crossed Finish Line in Pit Lane,	D = Time Disallowed					
10 -	22.045	115.9	28.210	13.820	114.7	13.999	104.0	1:18.074	91.25	0.816	13:58:15.672	
11 -	21.891	116.1	28.134	13.716	116.9	13.967	104.2	1:17.708	91.68	0.450	13:59:33.380	
12 -	21.902	115.9	28.223	13.685	116.7	13.908	104.0	1:17.718	91.67	0.460	14:00:51.098	
13 -	21.982	118.7	28.223	13.647	117.7	13.927	104.3	1:17.779	91.60	0.521	14:02:08.877	
14 -	21.945	117.5	28.191	13.756	115.9	13.876	104.0	1:17.768	91.61	0.510	14:03:26.645	
15 -	21.950	113.9	28.283	13.839	115.5	14.074	103.7	1:18.146	91.17	0.888	14:04:44.791	
16 -	21.997	116.5	28.094	13.682	114.9	14.152	103.5	1:17.925	91.42	0.667	14:06:02.716	
17 -	22.252	116.5	28.519	13.729	117.5	14.199	106.0	1:18.699	90.53	1.441	14:07:21.415	
18 -	22.096	117.5	27.912	13.596	117.1	14.119	105.3	1:17.723	91.66	0.465	14:08:39.138	
19 -	21.884	112.7	28.257	13.689	117.5	IN PIT		1:25.197	P	83.62	7.939	14:10:04.335

MCRCB BULLETIN TK141

2019 Bennetts British Superbike Championship - Datatag Round 3

2019 British Talent Cup

RACE 1 - BEST SECTORS

SECTOR 1				SECTOR 2		SECTOR 3		SECTOR 4		IDEAL / BEST COMPARISON								
POS	NO	NAME	TIME	NO	NAME	TIME	NO	NAME	TIME	POS	NO	NAME	IDEAL	BEST	DIFF			
													PERFECT LAP	1:13.908				
1	23	HORSMAN	21.142	23	HORSMAN	26.562	4	OGDEN	12.920	19	FARRER	13.284	1	23	HORSMAN	1:14.090	1:14.763	0.673
2	4	OGDEN	21.196	19	FARRER	26.637	7	ATKINS	12.921	22	SEABRIG	13.322	2	4	OGDEN	1:14.110	1:14.601	0.491
3	2	NIXON	21.241	22	SEABRIG	26.643	10	HART	12.979	4	OGDEN	13.327	3	19	FARRER	1:14.247	1:14.557	0.310
4	19	FARRER	21.256	10	HART	26.646	2	NIXON	12.982	23	HORSMAN	13.361	4	22	SEABRIGHT	1:14.367	1:14.740	0.373
5	15	IRWIN	21.275	4	OGDEN	26.667	22	SEABRIG	13.001	20	SWANN	13.369	5	15	IRWIN	1:14.403	1:14.580	0.177
6	20	SWANN	21.284	15	IRWIN	26.682	23	HORSMAN	13.025	15	IRWIN	13.372	6	2	NIXON	1:14.446	1:14.813	0.367
7	10	HART	21.306	7	ATKINS	26.763	20	SWANN	13.068	7	ATKINS	13.418	7	10	HART	1:14.474	1:14.598	0.124
8	3	PINSON	21.306	20	SWANN	26.778	19	FARRER	13.070	3	PINSON	13.420	8	20	SWANN	1:14.499	1:14.950	0.451
9	7	ATKINS	21.398	2	NIXON	26.792	15	IRWIN	13.074	2	NIXON	13.431	9	7	ATKINS	1:14.500	1:14.684	0.184
10	22	SEABRIG	21.401	9	HART	26.866	9	HART	13.091	17	SHELTON	13.515	10	3	PINSON	1:14.853	1:15.157	0.304
11	17	SHELTON	21.440	3	PINSON	26.932	13	CLARIDG	13.182	9	HART	13.525	11	9	HART	1:14.977	1:15.181	0.204
12	18	DAVIS	21.475	18	DAVIS	26.942	18	DAVIS	13.189	10	HART	13.543	12	18	DAVIS	1:15.214	1:15.249	0.035
13	9	HART	21.495	13	CLARIDG	27.085	3	PINSON	13.195	13	CLARIDG	13.552	13	13	CLARIDGE	1:15.367	1:15.620	0.253
14	13	CLARIDG	21.548	12	COLLINS	27.156	14	TINKER	13.201	6	LYONS	13.590	14	17	SHELTON	1:15.526	1:15.882	0.356
15	6	LYONS	21.560	17	SHELTON	27.189	6	LYONS	13.209	18	DAVIS	13.608	15	6	LYONS	1:15.599	1:15.926	0.327
16	14	TINKER	21.571	6	LYONS	27.240	5	JONES	13.316	14	TINKER	13.633	16	14	TINKER	1:15.707	1:16.137	0.430
17	16	LEIGH	21.572	14	TINKER	27.302	12	COLLINS	13.348	12	COLLINS	13.661	17	12	COLLINS	1:15.839	1:16.124	0.285
18	5	JONES	21.669	5	JONES	27.403	21	MAGUIRE	13.350	5	JONES	13.728	18	5	JONES	1:16.116	1:16.504	0.388
19	12	COLLINS	21.674	24	HOPPER	27.499	17	SHELTON	13.382	21	MAGUIRE	13.850	19	21	MAGUIRE	1:16.616	1:16.980	0.364
20	21	MAGUIRE	21.757	21	MAGUIRE	27.659	8	O'SHEA	13.412	16	LEIGH	13.876	20	24	HOPPER	1:16.729	1:17.219	0.490
21	24	HOPPER	21.875	16	LEIGH	27.864	16	LEIGH	13.433	24	HOPPER	13.883	21	16	LEIGH	1:16.745	1:17.258	0.513
22				8	O'SHEA	28.720	24	HOPPER	13.472									

Weather / Track : Bright / Dry

Results can be found at www.tsl-timing.com

Donington Park National
 Circuit Length = 1.9790 miles
 Start: 13:45 Flag 14:15 End: 14:16

Printed - 14:19 Saturday, 25 May 2019

MCRCB BULLETIN TK142**2019 Bennetts British Superbike Championship - Datatag Round 3****2019 British Talent Cup****RACE 1 - BEST SPEEDS**

POS	INTERMEDIATE 1		INTERMEDIATE 2		INTERMEDIATE 3		FINISH LINE				
	NO	NAME	MPH	NO	NAME	MPH	NO	NAME	MPH		
1	3	PINSON	123.1			22	SEABRIGHT	124.7	7	ATKINS	108.0
2	4	OGDEN	122.9			4	OGDEN	124.0	4	OGDEN	107.8
3	23	HORSMAN	122.6			19	FARRER	124.0	2	NIXON	107.8
4	19	FARRER	122.6			8	O'SHEA	123.8	22	SEABRIGHT	107.7
5	22	SEABRIGHT	122.0			10	HART	123.3	12	COLLINS	107.5
6	13	CLARIDGE	121.3			2	NIXON	123.3	19	FARRER	107.3
7	15	IRWIN	121.1			7	ATKINS	123.1	23	HORSMAN	107.0
8	7	ATKINS	120.9			9	HART	123.1	10	HART	107.0
9	2	NIXON	120.9			23	HORSMAN	122.4	20	SWANN	107.0
10	20	SWANN	120.9			20	SWANN	122.2	17	SHELTON	107.0
11	18	DAVIS	120.6			3	PINSON	122.2	14	TINKER	107.0
12	9	HART	120.4			16	LEIGH	122.2	6	LYONS	106.6
13	10	HART	119.8			15	IRWIN	122.0	15	IRWIN	106.5
14	14	TINKER	119.1			13	CLARIDGE	121.7	3	PINSON	106.5
15	17	SHELTON	118.9			18	DAVIS	121.7	5	JONES	106.5
16	24	HOPPER	118.7			6	LYONS	121.7	18	DAVIS	106.3
17	16	LEIGH	118.7			5	JONES	121.7	13	CLARIDGE	106.1
18	12	COLLINS	118.3			21	MAGUIRE	121.7	16	LEIGH	106.1
19	5	JONES	117.9			14	TINKER	121.7	9	HART	105.6
20	6	LYONS	116.9			17	SHELTON	121.5	24	HOPPER	105.1
21	21	MAGUIRE	114.9			12	COLLINS	121.5	21	MAGUIRE	104.8
22	8	O'SHEA	106.6			24	HOPPER	119.4			

Weather / Track : Bright / Dry

Results can be found at www.tsl-timing.comDonington Park National
Circuit Length = 1.9790 miles
Start: 13:45 Flag 14:15 End: 14:16

Printed - 14:19 Saturday, 25 May 2019

MCRCB BULLETIN TK143

2019 Bennetts British Superbike Championship - Datatag Round 3

2019 British Talent Cup

RACE 1 - STATISTICS

Competitors Started 22
Planned Start 2019-05-25 @ 13:45:00.000
Actual Start 2019-05-25 @ 13:45:11.879
Finish Time 2019-05-25 @ 14:15:21.212
Track Length 1.9790mi.
Total Laps 490
Total Distance Covered 969.7429mi.

Session Fastest Lap History

NO	NAME	LAP TIME	TIME OF DAY	LAP	VEHICLE
22	Fenton SEABRIGHT	1:14.853	13:47:46.494	2	Honda
22	Fenton SEABRIGHT	1:14.740	13:55:18.581	8	Honda
7	Charlie ATKINS	1:14.684	14:00:20.945	12	Honda
10	Jack HART	1:14.598	14:00:21.231	12	Honda
19	Charlie FARRER	1:14.557	14:05:19.936	16	Honda

Session Leader History

NO	NAME	FROM LAP	LAPS LED	DISTANCE	VEHICLE
23	Cameron HORSMAN	1	1	1.94 miles	Honda
22	Fenton SEABRIGHT	2	1	1.97 miles	Honda
19	Charlie FARRER	3	3	5.93 miles	Honda
22	Fenton SEABRIGHT	6	1	1.97 miles	Honda
19	Charlie FARRER	7	1	1.97 miles	Honda
22	Fenton SEABRIGHT	8	2	3.95 miles	Honda
19	Charlie FARRER	10	2	3.95 miles	Honda
23	Cameron HORSMAN	12	1	1.97 miles	Honda
22	Fenton SEABRIGHT	13	3	5.93 miles	Honda
19	Charlie FARRER	16	1	1.97 miles	Honda
23	Cameron HORSMAN	17	1	1.97 miles	Honda
19	Charlie FARRER	18	1	1.97 miles	Honda
23	Cameron HORSMAN	19	1	1.97 miles	Honda
19	Charlie FARRER	20	2	3.95 miles	Honda
23	Cameron HORSMAN	22	1	1.97 miles	Honda
19	Charlie FARRER	23	1	1.97 miles	Honda
23	Cameron HORSMAN	24	1	1.97 miles	Honda

Flag History

TYPE	TIME OF DAY
GREEN	13:45:11.879
FINISH	14:15:21.212

Flag Statistics

TYPE	COUNT	TOTAL LAPS	TOTAL TIME
Green	1	24	31:23.844
Red	0	0	0.000
Safety Car	0	0	0.000
FCY	0	0	0.000

Weather / Track : Bright / Dry

These results are provisional until the conclusion of any judicial and technical matters.

Donington Park National
Circuit Length = 1.9790 miles
Start: 13:45 Flag 14:15 End: 14:16

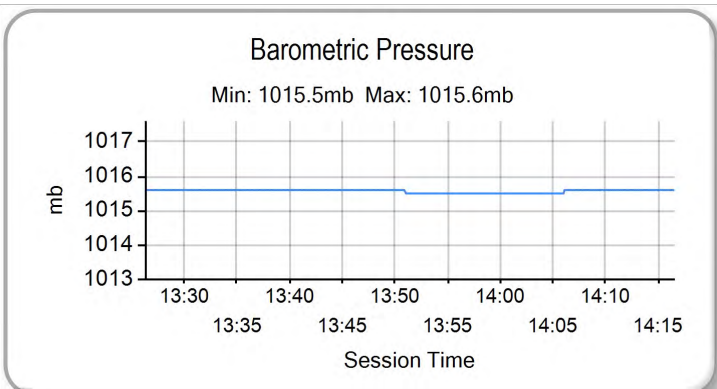
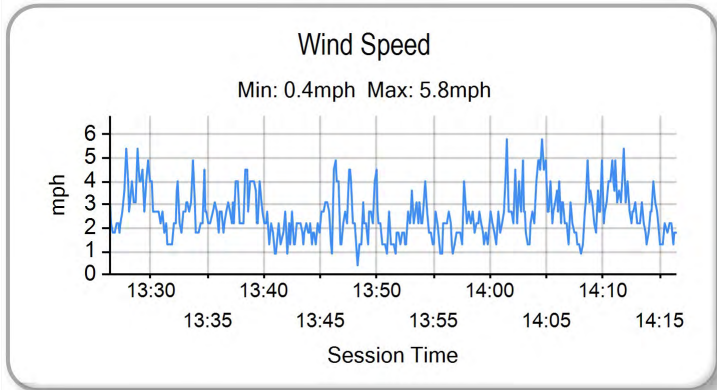
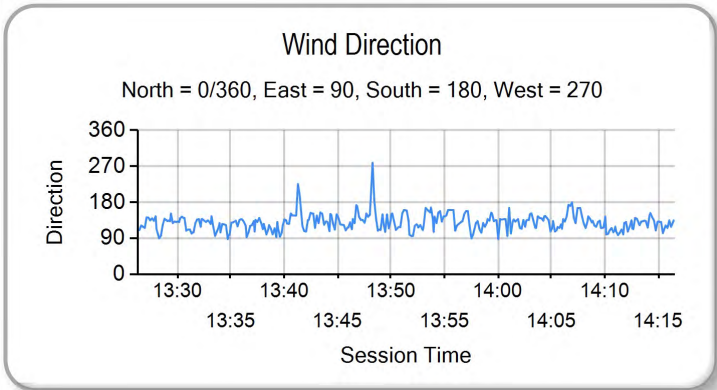
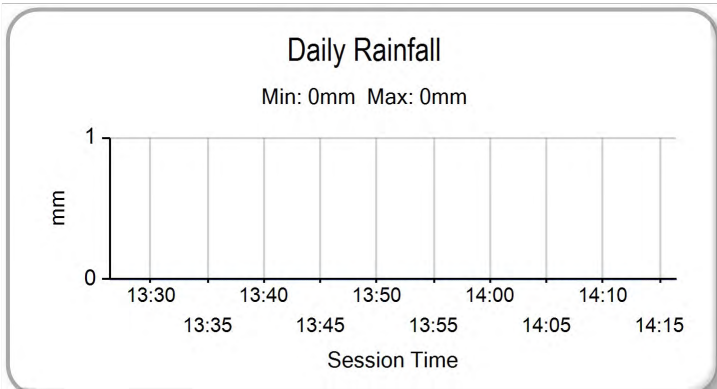
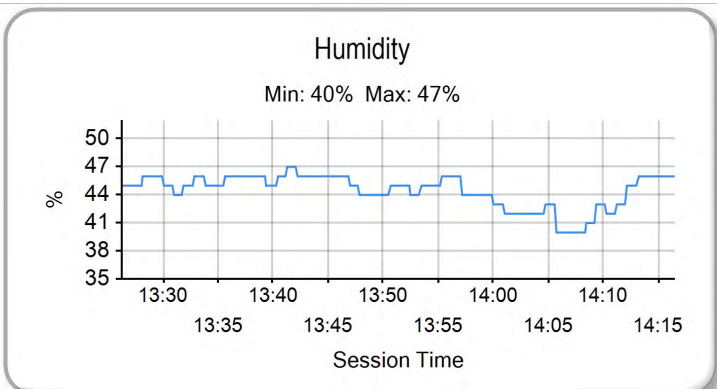
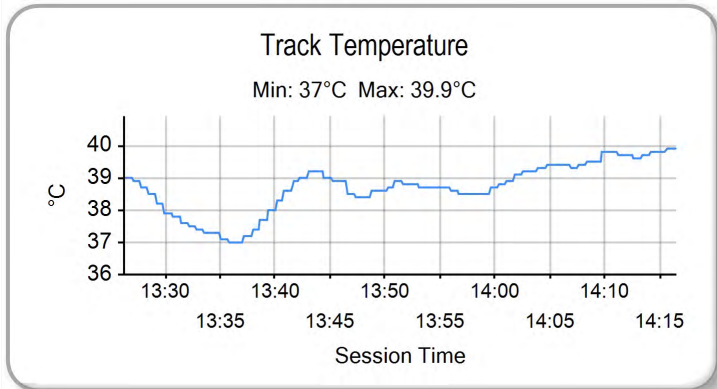
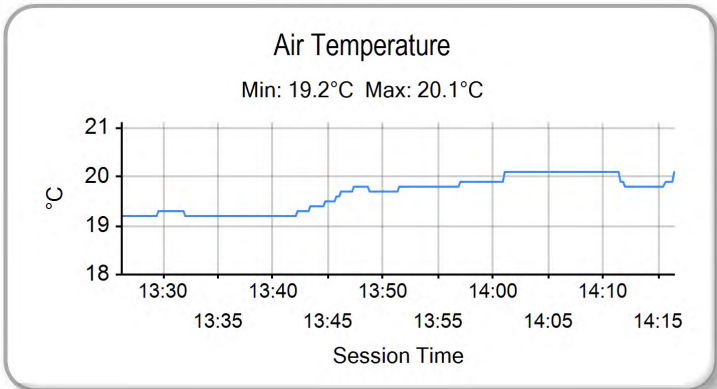
Race Director :	Stewards :	Timekeeper :
-----------------	------------	--------------

MCRCB BULLETIN TK144

2019 Bennetts British Superbike Championship - Datatag Round 3

2019 British Talent Cup

RACE 1 - WEATHER CONDITIONS



Weather / Track : Bright / Dry

Results can be found at www.tsl-timing.com

Donington Park National
Circuit Length = 1.9790 miles
Start: 13:45 Flag 14:15 End: 14:16

Printed - 14:20 Saturday, 25 May 2019

2019 British Talent Cup

RIDERS POINTS AFTER ROUND 3

		TOTAL	GAP	DIFF													Wins	Seconds	Thirds
					1	2	3	4	5	6	7	8	9	10	11	12			
					19th-21st April - BSB	Silverstone National	24th-26th May - BSB	Donington Park National	5th-7th July - WORLD SBK	Donington Park GP	19th-21st July - BSB	Snetterton 300	2nd-4th August - MOTO GP	Brno	23rd-25th August - MOTO GP	Silverstone GP			
1	Cameron HORSMAN	66			16	25	25										2	0	1
2	Scott OGDEN	61	5		25	16	20										1	1	1
3	Rhys IRWIN	35	31	26	11	11	13										0	0	0
4	Jack HART	31	35	4		20	11										0	1	0
5	Brian HART	26	40	5	20		6										0	1	0
6	Charlie ATKINS	25	41	1	10	5	10										0	0	0
7	Fenton SEABRIGHT	24	42	1		8	16										0	0	1
8	Charlie FARRER	23	43	1	13	10											0	0	0
9	Harvey CLARIDGE	23	43	0	7	9	7										0	0	0
10	Scott SWANN	23	43	0	8	7	8										0	0	0
11	Jack NIXON	22	44	1		13	9										0	0	0
12	Jamie DAVIS	19	47	3	9	6	4										0	0	0
14	Torin COLLINS	10	56	9	6	4											0	0	0
13	Corey TINKER	8	58	2	5	3											0	0	0
15	Jamie LYONS	8	58	0	3	2	3										0	0	0
16	Elliott PINSON	5	61	3			5										0	0	0
17	Osian JONES	5	61	0	4		1										0	0	0
18	William LATHROPE	2	64	3	2												0	0	0
19	Zak SHELTON	2	64	0			2										0	0	0
20	Harry LEIGH	2	64	0	1	1											0	0	0
21		0	66	2													0	0	0
22		0	66	0													0	0	0
23		0	66	0													0	0	0
24		0	66	0													0	0	0

2019 British Talent Cup

RACE 6 - CLASSIFICATION

POS	NO	NAME	NAT	ENTRY	LAPS	TIME	GAP	DIFF	MPH	BEST	ON
1	4	Scott OGDEN	GBR	Honda - British Talent Cup	16	21:11.383			89.55	1:17.956	9
2	22	Fenton SEABRIGHT	GBR	Honda - British Talent Cup	16	21:12.167	0.784	0.784	89.49	1:17.910	9
3	20	Scott SWANN	GBR	Honda - British Talent Cup	16	21:14.820	3.437	2.653	89.31	1:18.827	8
4	2	Jack NIXON	GBR	Honda - British Talent Cup	16	21:15.020	3.637	0.200	89.29	1:18.635	7
5	9	Brian HART	GBR	Honda - British Talent Cup	16	21:15.129	3.746	0.109	89.29	1:18.519	8
6	13	Harvey CLARIDGE	GBR	Honda - British Talent Cup	16	21:18.288	6.905	3.159	89.07	1:18.798	6
7	3	Elliot PINSON	GBR	Honda - British Talent Cup	16	21:18.523	7.140	0.235	89.05	1:18.668	10
8	10	Jack HART	GBR	Honda - British Talent Cup	16	21:27.146	15.763	8.623	88.45	1:19.195	10
9	6	Jamie LYONS	IRL	Honda - British Talent Cup	16	21:40.025	28.642	12.879	87.58	1:19.968	9
10	15	Rhys IRWIN	IRL	Honda - British Talent Cup	16	21:45.396	34.013	5.371	87.22	1:20.263	3
11	21	Ross MAGUIRE	GBR	Honda - British Talent Cup	16	21:45.732	34.349	0.336	87.19	1:19.838	10
12	14	Corey TINKER	GBR	Honda - British Talent Cup	16	21:45.761	34.378	0.029	87.19	1:20.032	10
13	17	Zak SHELTON	GBR	Honda - British Talent Cup	16	21:45.932	34.549	0.171	87.18	1:19.288	10
14	12	Torin COLLINS	GBR	Honda - British Talent Cup	16	21:46.061	34.678	0.129	87.17	1:19.747	16
15	5	Osian JONES	GBR	Honda - British Talent Cup	16	21:47.025	35.642	0.964	87.11	1:20.192	14
16	16	Harry LEIGH	GBR	Honda - British Talent Cup	16	21:47.083	35.700	0.058	87.10	1:20.533	7
17	18	Jamie DAVIS	GBR	Honda - British Talent Cup	16	21:47.501	36.118	0.418	87.08	1:20.232	10
18	8	Edward O'SHEA	GBR	Honda - British Talent Cup	16	22:24.862	1:13.479	37.361	84.66	1:22.263	6
19	24	George HOPPER	GBR	Honda - British Talent Cup	16	22:24.961	1:13.578	0.099	84.65	1:22.213	9

NOT CLASSIFIED

DNF	23	Cameron HORSMAN	GBR	Honda - British Talent Cup	15	19:52.317	1 Lap	1 Lap	89.51	1:18.120	7
DNF	19	Charlie FARRER	GBR	Honda - British Talent Cup	15	19:52.625	1 Lap	0.308	89.49	1:18.000	10
DNF	7	Charlie ATKINS	GBR	Honda - British Talent Cup	15	19:53.111	1 Lap	0.486	89.45	1:18.516	9

FASTEST LAP

22	Fenton SEABRIGHT	GBR	Honda - British Talent Cup	9	1:17.910	91.44 mph	147.16 kph
----	------------------	-----	----------------------------	---	----------	-----------	------------

Weather / Track : Showers / Wet

These results are provisional until the conclusion of any judicial and technical matters.

Donington Park National

Circuit Length = 1.9790 miles

Start: 10:26 Flag 10:47 End: 10:49

Race Director :	Stewards :	Timekeeper :
-----------------	------------	--------------

Results can be found at www.britishsuperbike.com

Printed - 10:50 Sunday, 26 May 2019

MCRCB BULLETIN TK238

2019 Bennetts British Superbike Championship - Datatag Round 3

2019 British Talent Cup

RACE 6 - LAP CHART

LAP 1 @ 10:28:01.369

NO	BEHIND	LAP TIME
23		1:23.273
22	0.385	1:23.658
7	0.727	1:24.000
4	0.781	1:24.054
9	1.509	1:24.782
19	1.948	1:25.221
20	2.104	1:25.377
2	2.355	1:25.628
3	2.896	1:26.169
15	3.107	1:26.380
13	3.187	1:26.460
10	3.332	1:26.605
6	3.500	1:26.773
14	4.347	1:27.620
18	4.528	1:27.801
12	4.664	1:27.937
21	5.168	1:28.441
16	5.319	1:28.592
24	7.259	1:30.532
8	7.344	1:30.617
17	7.498	1:30.771
5	7.695	1:30.968

LAP 2 @ 10:29:20.593

NO	BEHIND	LAP TIME
23		1:19.224
22	0.170	1:19.009
4	0.735	1:19.178
7	1.099	1:19.596
9	1.972	1:19.687
20	2.144	1:19.264
2	2.402	1:19.271
19	2.692	1:19.968
3	3.032	1:19.360
13	3.863	1:19.900
10	4.440	1:20.332
15	4.964	1:21.081
6	6.954	1:22.678
14	6.991	1:21.868
21	7.710	1:21.766
12	7.742	1:22.302
18	7.985	1:22.681
16	8.407	1:22.312
24	11.221	1:23.186
17	11.759	1:23.485
5	12.036	1:23.565
8	12.803	1:24.683

LAP 3 @ 10:30:38.787

NO	BEHIND	LAP TIME
22		1:18.024
23	0.353	1:18.547
4	0.807	1:18.266
7	1.855	1:18.950
20	3.030	1:19.080
2	3.167	1:18.959
9	3.366	1:19.588
19	3.712	1:19.214
3	4.018	1:19.180
13	4.781	1:19.112
10	5.978	1:19.732

LAP 4 @ 10:31:57.456

NO	BEHIND	LAP TIME
15	7.033	1:20.263
6	10.755	1:21.995
14	11.065	1:22.268
21	11.220	1:21.704
18	11.277	1:21.486
12	11.419	1:21.871
16	11.895	1:21.682
17	15.468	1:21.903
24	15.769	1:22.742
5	15.873	1:22.031
8	18.495	1:23.886

LAP 5 @ 10:33:15.747

NO	BEHIND	LAP TIME
23		1:18.316
22	0.110	1:18.779
4	0.247	1:18.109
7	2.060	1:18.874
20	3.918	1:19.557
2	4.074	1:19.576
19	4.377	1:19.334
9	4.514	1:19.817
3	4.585	1:19.236
13	5.308	1:19.196
10	6.658	1:19.349
15	9.125	1:20.761
21	13.227	1:20.676
6	13.244	1:21.158
14	13.711	1:21.315
18	14.039	1:21.431
12	14.163	1:21.413
16	14.723	1:21.497
17	18.512	1:21.713
5	18.984	1:21.780
24	20.344	1:23.244
8	23.177	1:23.351

LAP 6 @ 10:34:34.024

NO	BEHIND	LAP TIME
23		1:18.277
4	1.257	1:18.619
22	1.478	1:18.936
7	3.580	1:19.351
19	5.858	1:19.173
20	6.028	1:19.133
2	6.041	1:19.254
9	6.291	1:19.237
13	6.506	1:18.798
3	7.349	1:19.573
10	9.758	1:19.505
15	15.046	1:21.362
6	17.072	1:20.044
21	17.435	1:20.365
14	19.426	1:21.171
18	19.511	1:21.106
12	19.640	1:21.132
16	20.307	1:21.504
17	23.284	1:20.388
5	25.060	1:21.085
24	30.729	1:23.251
8	31.757	1:22.263

LAP 7 @ 10:35:52.144

NO	BEHIND	LAP TIME
23		1:18.120
4	1.235	1:18.098
22	1.630	1:18.272
7	4.304	1:18.844
19	6.273	1:18.535
2	6.556	1:18.635
20	6.813	1:18.905
9	7.036	1:18.865
13	7.303	1:18.917
3	8.703	1:19.474
10	10.956	1:19.318
15	18.874	1:21.948
6	19.270	1:20.318
21	19.721	1:20.406
18	22.347	1:20.956
14	22.499	1:21.193
16	22.720	1:20.533
12	22.883	1:21.363
17	25.437	1:20.273
5	27.386	1:20.446
24	35.612	1:23.003
8	36.165	1:22.528

LAP 8 @ 10:37:10.565

NO	BEHIND	LAP TIME
23		1:18.421
4	0.794	1:17.980
22	1.276	1:18.067
7	4.852	1:18.969
19	6.385	1:18.533
2	6.961	1:18.826
9	7.134	1:18.519
20	7.219	1:18.827
13	7.697	1:18.815
3	9.926	1:19.644
10	11.933	1:19.398

LAP 9 @ 10:38:29.261

NO	BEHIND	LAP TIME
23		1:18.696
4	0.054	1:17.956
22	0.490	1:17.910
7	4.672	1:18.516
19	5.809	1:18.120
2	7.086	1:18.821
20	7.551	1:19.028
9	7.607	1:19.169
13	8.092	1:19.091
3	10.536	1:19.306
10	12.488	1:19.251
6	23.202	1:19.968
21	23.609	1:20.245
15	24.151	1:20.522
18	26.597	1:20.559
14	26.943	1:20.631
12	27.036	1:20.230
16	27.328	1:20.586
17	28.421	1:19.912
5	31.820	1:20.713
8	44.073	1:22.376
24	44.565	1:22.213

LAP 10 @ 10:39:48.171

NO	BEHIND	LAP TIME
23		1:18.910
4	0.088	1:18.944
22	0.268	1:18.688
7	4.306	1:18.544
19	4.899	1:18.000
2	7.242	1:19.066
9	7.390	1:18.693
20	7.568	1:18.927
13	8.244	1:19.062
3	10.294	1:18.668
10	12.773	1:19.195
6	24.402	1:20.110
21	24.537	1:19.838
15	25.568	1:20.327
18	27.919	1:20.232
14	28.065	1:20.032
12	28.293	1:20.167
17	28.799	1:19.288
16	28.989	1:20.571
5	33.556	1:20.646
8	47.765	1:22.602
24	47.994	1:22.339

LAP 11 @ 10:41:07.966

NO	BEHIND	LAP TIME
4		1:19.707
23	0.247	1:20.042
22	0.326	1:19.853
19	4.264	1:19.160
7	4.470	1:19.959
2	6.520	1:19.073
9	6.654	1:19.059
20	7.194	1:19.421
13	7.958	1:19.509
3	9.879	1:19.380
10	13.426	1:20.448
6	25.327	1:20.720
15	26.103	1:20.330
21	26.248	1:21.506
14	29.459	1:21.189
18	29.636	1:21.512
12	29.848	1:21.350
16	30.266	1:21.072
17	31.062	1:22.058
5	34.653	1:20.892
8	52.461	1:24.491
24	52.836	1:24.637

LAP 12 @ 10:42:29.773

NO	BEHIND	LAP TIME
23		1:21.560
4	0.132	1:21.939
22	0.146	1:21.627
19	2.419	1:19.962
7	3.269	1:20.606
20	5.254	1:19.867
2	5.550	1:20.837
9	5.610	1:20.763
13	6.287	1:20.136
3	8.370	1:20.298
10	13.418	1:21.799
6	24.935	1:21.415
15	26.157	1:21.861
21	26.350	1:21.909
14	30.381	1:22.729
18	30.544	1:22.715
16	30.627	1:22.168
12	30.799	1:22.758
17	31.408	1:22.153
5	33.879	1:21.033
8	56.560	1:25.906
24	57.019	1:25.990

LAP 13 @ 10:43:50.737

NO	BEHIND	LAP TIME
4		1:20.832
23	0.143	1:21.107
22	0.232	1:21.050
19	1.320	1:19.865
7	2.633	1:20.328
20	4.359	1:20.069
2	4.432	1:19.846
9	4.585	1:19.939
13	5.662	1:20.339
3	7.903	1:20.497
10	13.417	1:20.963

Weather / Track : Showers / Wet

Donington Park National
 Circuit Length = 1.9790 miles
 Start: 10:26 Flag 10:47 End: 10:49

MCRCB BULLETIN TK238

2019 Bennetts British Superbike Championship - Datatag Round 3

2019 British Talent Cup

RACE 6 - LAP CHART

6	24.386	1:20.415
15	27.393	1:22.200
21	27.648	1:22.262
14	31.131	1:21.714
18	31.368	1:21.788
16	31.552	1:21.889
12	31.685	1:21.850
17	32.228	1:21.784
5	33.463	1:20.548
8	1:01.051	1:25.455
24	1:01.442	1:25.387

LAP 16 @ 10:47:49.479

NO	BEHIND	LAP TIME
4		1:18.940
22	0.784	1:19.412
20	3.437	1:18.976
2	3.637	1:19.278
9	3.746	1:19.041
13	6.905	1:19.888
3	7.140	1:19.114
10	15.763	1:20.325
6	28.642	1:21.382
15	34.013	1:21.767
21	34.349	1:22.130
14	34.378	1:20.206
17	34.549	1:19.722
12	34.678	1:19.747
5	35.642	1:20.264
16	35.700	1:20.974
18	36.118	1:20.348
8	1:13.479	1:23.634
24	1:13.578	1:23.637

LAP 14 @ 10:45:11.122

NO	BEHIND	LAP TIME
23		1:20.242
4	0.156	1:20.541
22	0.328	1:20.481
19	0.340	1:19.405
7	1.404	1:19.156
20	3.532	1:19.558
2	3.641	1:19.594
9	3.898	1:19.698
13	5.314	1:20.037
3	7.163	1:19.645
10	13.631	1:20.599
6	24.607	1:20.606
15	28.627	1:21.619
21	28.712	1:21.449
14	31.856	1:21.110
16	32.107	1:20.940
12	32.180	1:20.880
17	32.625	1:20.782
5	33.270	1:20.192
18	33.497	1:22.514
24	1:05.081	1:24.024
8	1:05.204	1:24.538

LAP 15 @ 10:46:30.413

NO	BEHIND	LAP TIME
23		1:19.291
4	0.126	1:19.261
19	0.308	1:19.259
22	0.438	1:19.401
7	0.794	1:18.681
2	3.425	1:19.075
20	3.527	1:19.286
9	3.771	1:19.164
13	6.083	1:20.060
3	7.092	1:19.220
10	14.504	1:20.164
6	26.326	1:21.010
21	31.285	1:21.864
15	31.312	1:21.976
14	33.238	1:20.673
16	33.792	1:20.976
17	33.893	1:20.559
12	33.997	1:21.108
5	34.444	1:20.465
18	34.836	1:20.630
8	1:08.911	1:22.998
24	1:09.007	1:23.217

Weather / Track : Showers / Wet

MCRCB BULLETIN TK239

2019 Bennetts British Superbike Championship - Datatag Round 3

2019 British Talent Cup

RACE 6 - POSITION CHART

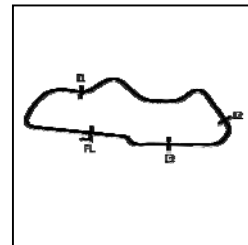
No	Name	Lap Pos	1	2	3	4	5	6	7	8	9	10	11	12	13	14	15	16
			2	NIXON	1	23	23	22	23	23	23	23	23	23	23	4	23	4
3	PINSON	2	22	22	23	22	22	4	4	4	4	4	23	4	23	4	4	22
4	OGDEN	3	7	4	4	4	4	22	22	22	22	22	22	22	22	22	19	20
5	JONES	4	4	7	7	7	7	7	7	7	7	7	19	19	19	19	22	2
6	LYONS	5	9	9	20	20	19	19	19	19	19	19	7	7	7	7	7	9
7	ATKINS	6	19	20	2	2	2	20	2	2	2	2	2	20	20	20	2	13
8	O'SHEA	7	20	2	9	19	20	2	20	9	20	9	9	2	2	2	20	3
9	HART	8	2	19	19	9	9	9	9	20	9	20	20	9	9	9	9	10
10	HART	9	3	3	3	3	13	13	13	13	13	13	13	13	13	13	13	6
12	COLLINS	10	15	13	13	13	3	3	3	3	3	3	3	3	3	3	3	15
13	CLARIDGE	11	13	10	10	10	10	10	10	10	10	10	10	10	10	10	10	21
14	TINKER	12	10	15	15	15	15	15	15	6	6	6	6	6	6	6	6	14
15	IRWIN	13	6	6	6	21	6	6	6	21	21	21	15	15	15	15	21	17
16	LEIGH	14	14	14	14	6	21	21	21	15	15	15	21	21	21	21	15	12
17	SHELTON	15	18	21	21	14	14	14	18	18	18	18	14	14	14	14	14	5
18	DAVIS	16	12	12	18	18	18	18	14	14	14	14	18	18	18	16	16	16
19	FARRER	17	21	18	12	12	12	12	16	16	12	12	12	16	16	12	17	18
20	SWANN	18	16	16	16	16	16	16	12	12	16	17	16	12	12	17	12	8
21	MAGUIRE	19	24	24	17	17	17	17	17	17	17	16	17	17	17	5	5	24
22	SEABRIGHT	20	8	17	24	5	5	5	5	5	5	5	5	5	5	18	18	
23	HORSMAN	21	17	5	5	24	24	24	24	8	8	8	8	8	8	24	8	
24	HOPPER	22	5	8	8	8	8	8	8	24	24	24	24	24	24	8	24	

Weather / Track : Showers / Wet

Results can be found at www.tsl-timing.com

Donington Park National
 Circuit Length = 1.9790 miles
 Start: 10:26 Flag 10:47 End: 10:49

Printed - 10:51 Sunday, 26 May 2019

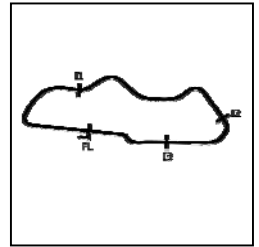


SECTOR 1 = FL to I1, SECTOR 2 = I1 to I2, SECTOR 3 = I2 to I3, SECTOR 4 = I3 to FL, DIFF = Difference To Personal Best Lap, P = Crossed Finish Line in Pit Lane, D = Time Disallowed

P1		4		Scott OGDEN		Honda - British Talent Cup								
IDEAL LAP TIME : 1:17.638		BEST LAP TIME : 1:17.956		DIFFERENCE : 0.318										
LAP	SECTOR 1	SECTOR 2	SECTOR 3	SECTOR 4	LAP TIME	MPH	DIFF	TIME OF DAY						
1 -		106.1	28.678	13.943	114.7	14.331	101.0	1:24.054	84.76	6.098	10:28:02.150			
2 -	22.443	115.1	28.722	13.925	114.9	14.088	102.4	1:19.178	89.98	1.222	10:29:21.328			
3 -	22.113	114.7	28.327	13.727	115.9	14.099	102.2	1:18.266	91.03	0.310	10:30:39.594			
4 -	21.989	116.1	28.234	13.788	116.3	14.098	104.5	1:18.109	91.21	0.153	10:31:57.703			
5 -	22.341	112.5	28.616	13.980	116.9	14.022	104.0	1:18.959	90.23	1.003	10:33:16.662			
6 -	22.229	111.1	28.474	13.824	115.1	14.092	101.8	1:18.619	90.62	0.663	10:34:35.281			
7 -	22.261	113.5	28.138	13.748	115.3	13.951	102.4	1:18.098 (3)	91.22	0.142	10:35:53.379			
8 -	22.264	113.9	28.004	13.716	114.9	13.996	101.6	1:17.980 (2)	91.36	0.024	10:37:11.359			
9 -	22.140	117.1	27.982	13.818	115.9	14.016	104.0	1:17.956 (1)	91.39		10:38:29.315			
10 -	22.341	113.3	28.291	13.921	113.9	14.391	104.3	1:18.944	90.24	0.988	10:39:48.259			
11 -	22.407	107.5	29.069	13.956	114.1	14.275	101.5	1:19.707	89.38	1.751	10:41:07.966			
12 -	23.149	102.1	29.600	14.275	113.9	14.915	103.2	1:21.939	86.95	3.983	10:42:29.905			
13 -	22.840	107.5	29.174	14.315	113.7	14.503	101.5	1:20.832	88.14	2.876	10:43:50.737			
14 -	22.974	108.5	28.904	14.034	116.9	14.629	103.7	1:20.541	88.45	2.585	10:45:11.278			
15 -	22.540	113.5	28.610	13.858	117.3	14.253	104.3	1:19.261	89.88	1.305	10:46:30.539			
16 -	22.511	108.4	28.356	13.841	117.9	14.232	101.5	1:18.940	90.25	0.984	10:47:49.479			

P2		22		Fenton SEABRIGHT		Honda - British Talent Cup								
IDEAL LAP TIME : 1:17.564		BEST LAP TIME : 1:17.910		DIFFERENCE : 0.346										
LAP	SECTOR 1	SECTOR 2	SECTOR 3	SECTOR 4	LAP TIME	MPH	DIFF	TIME OF DAY						
1 -		110.1	29.038	14.223	113.7	14.217	100.3	1:23.658	85.16	5.748	10:28:01.754			
2 -	22.560	115.3	28.443	13.993	115.3	14.013	103.2	1:19.009	90.17	1.099	10:29:20.763			
3 -	21.994	115.7	28.126	14.003	114.3	13.901	100.7	1:18.024 (2)	91.31	0.114	10:30:38.787			
4 -	22.151	117.5	28.287	14.064	114.5	14.277	103.7	1:18.779	90.43	0.869	10:31:57.566			
5 -	22.321	116.3	28.662	14.023	115.9	13.994	102.2	1:19.000	90.18	1.090	10:33:16.566			
6 -	22.387	110.1	28.755	13.880	116.9	13.914	102.9	1:18.936	90.25	1.026	10:34:35.502			
7 -	22.272	113.5	28.251	13.877	116.3	13.872	102.7	1:18.272	91.02	0.362	10:35:53.774			
8 -	22.140	116.1	28.210	13.849	116.5	13.868	102.2	1:18.067 (3)	91.26	0.157	10:37:11.841			
9 -	22.112	115.1	28.053	13.991	116.5	13.754	103.8	1:17.910 (1)	91.44		10:38:29.751			
10 -	22.261	113.9	28.559	13.979	116.3	13.889	104.5	1:18.688	90.54	0.778	10:39:48.439			
11 -	22.616	111.8	29.223	13.920	117.3	14.094	105.1	1:19.853	89.22	1.943	10:41:08.292			
12 -	23.155	103.4	29.650	14.238	115.7	14.584	102.2	1:21.627	87.28	3.717	10:42:29.919			
13 -	23.339	107.5	29.185	14.279	115.3	14.247	104.6	1:21.050	87.90	3.140	10:43:50.969			
14 -	22.959	109.1	28.953	14.064	116.1	14.505	105.1	1:20.481	88.52	2.571	10:45:11.450			
15 -	22.537	114.3	28.639	14.043	118.1	14.182	104.8	1:19.401	89.72	1.491	10:46:30.851			
16 -	22.470	108.4	28.308	13.763	119.6	14.871	101.0	1:19.412	89.71	1.502	10:47:50.263			

P3		20		Scott SWANN		Honda - British Talent Cup								
IDEAL LAP TIME : 1:18.156		BEST LAP TIME : 1:18.827		DIFFERENCE : 0.671										
LAP	SECTOR 1	SECTOR 2	SECTOR 3	SECTOR 4	LAP TIME	MPH	DIFF	TIME OF DAY						
1 -		102.1	29.228	14.036	115.5	14.515	100.3	1:25.377	83.44	6.550	10:28:03.473			
2 -	22.472	110.0	28.739	13.990	115.1	14.063	102.2	1:19.264	89.88	0.437	10:29:22.737			
3 -	22.530	111.4	28.675	13.784	116.3	14.091	100.7	1:19.080	90.09	0.253	10:30:41.817			
4 -	22.618	112.5	28.840	13.983	114.3	14.116	100.3	1:19.557	89.55	0.730	10:32:01.374			
5 -	22.532	112.0	28.636	13.994	114.7	14.383	103.0	1:19.545	89.56	0.718	10:33:20.919			
6 -	22.601	113.1	28.675	13.706	119.4	14.151	103.5	1:19.133	90.03	0.306	10:34:40.052			
7 -	22.211	112.9	28.955	13.713	118.7	14.026	102.6	1:18.905 (2)	90.29	0.078	10:35:58.957			
8 -	22.339	113.9	28.673	13.710	119.1	14.105	104.0	1:18.827 (1)	90.38		10:37:17.784			
9 -	22.470	115.1	28.343	13.976	116.3	14.239	101.2	1:19.028	90.15	0.201	10:38:36.812			
10 -	22.627	110.5	28.526	13.878	117.5	13.896	104.0	1:18.927 (3)	90.26	0.100	10:39:55.739			
11 -	22.515	111.4	28.811	14.037	114.5	14.058	101.9	1:19.421	89.70	0.594	10:41:15.160			
12 -	22.687	112.0	29.069	14.111	117.5	14.000	101.5	1:19.867	89.20	1.040	10:42:35.027			
13 -	22.619	111.6	29.071	14.236	112.9	14.143	101.2	1:20.069	88.98	1.242	10:43:55.096			
14 -	22.635	112.5	28.810	14.072	113.1	14.041	101.2	1:19.558	89.55	0.731	10:45:14.654			
15 -	22.696	106.8	28.688	13.940	117.1	13.962	103.2	1:19.286	89.86	0.459	10:46:33.940			
16 -	22.380	110.7	28.430	13.958	112.5	14.208	99.8	1:18.976	90.21	0.149	10:47:52.916			



SECTOR 1 = FL to I1, SECTOR 2 = I1 to I2, SECTOR 3 = I2 to I3, SECTOR 4 = I3 to FL, DIFF = Difference To Personal Best Lap, P = Crossed Finish Line in Pit Lane, D = Time Disallowed

P4		2		Jack NIXON		Honda - British Talent Cup								
IDEAL LAP TIME : 1:18.157		BEST LAP TIME : 1:18.635		DIFFERENCE : 0.478										
LAP	SECTOR 1	SECTOR 2	SECTOR 3	SECTOR 4	LAP TIME	MPH	DIFF	TIME OF DAY						
1 -		103.5	29.614	13.887	116.7	14.760	103.5	1:25.628	83.20	6.993	10:28:03.724			
2 -	22.394	108.5	28.836	13.745	119.6	14.296	104.8	1:19.271	89.87	0.636	10:29:22.995			
3 -	22.449	108.7	28.703	13.597	119.4	14.210	104.3	1:18.959	90.23	0.324	10:30:41.954			
4 -	22.678	106.3	28.734	13.885	118.3	14.279	103.5	1:19.576	89.53	0.941	10:32:01.530			
5 -	22.556	110.1	28.593	13.783	116.7	14.349	103.7	1:19.281	89.86	0.646	10:33:20.811			
6 -	22.373	110.3	28.648	13.961	116.9	14.272	105.1	1:19.254	89.89	0.619	10:34:40.065			
7 -	22.339	111.8	28.436	13.801	117.7	14.059	103.7	1:18.635 (1)	90.60		10:35:58.700			
8 -	22.185	111.8	28.622	13.880	117.3	14.139	103.0	1:18.826 (3)	90.38	0.191	10:37:17.526			
9 -	22.357	114.5	28.340	13.916	116.5	14.208	102.1	1:18.821 (2)	90.39	0.186	10:38:36.347			
10 -	22.385	112.2	28.693	13.953	116.5	14.035	102.9	1:19.066	90.11	0.431	10:39:55.413			
11 -	22.590	109.6	28.610	13.793	116.1	14.080	102.9	1:19.073	90.10	0.438	10:41:14.486			
12 -	22.812	108.2	29.730	14.047	116.9	14.248	104.2	1:20.837	88.13	2.202	10:42:35.323			
13 -	22.622	110.9	29.054	13.934	115.5	14.236	104.8	1:19.846	89.22	1.211	10:43:55.169			
14 -	22.819	111.6	28.676	13.930	117.3	14.169	104.3	1:19.594	89.51	0.959	10:45:14.763			
15 -	22.471	111.1	28.564	13.973	116.3	14.067	102.7	1:19.075	90.09	0.440	10:46:33.838			
16 -	22.368	109.1	28.662	13.790	115.1	14.458	102.2	1:19.278	89.86	0.643	10:47:53.116			

P5		9		Brian HART		Honda - British Talent Cup								
IDEAL LAP TIME : 1:18.206		BEST LAP TIME : 1:18.519		DIFFERENCE : 0.313										
LAP	SECTOR 1	SECTOR 2	SECTOR 3	SECTOR 4	LAP TIME	MPH	DIFF	TIME OF DAY						
1 -		107.5	29.308	13.985	114.1	14.256	100.7	1:24.782	84.03	6.263	10:28:02.878			
2 -	22.598	112.0	28.774	14.063	114.5	14.252	101.0	1:19.687	89.40	1.168	10:29:22.565			
3 -	22.567	112.5	28.592	14.070	112.7	14.359	103.0	1:19.588	89.51	1.069	10:30:42.153			
4 -	22.547	107.0	28.850	13.971	116.9	14.449	102.7	1:19.817	89.26	1.298	10:32:01.970			
5 -	22.331	110.5	28.934	13.635	120.6	14.208	103.0	1:19.108	90.06	0.589	10:33:21.078			
6 -	22.612	110.5	28.679	13.714	119.1	14.232	103.0	1:19.237	89.91	0.718	10:34:40.315			
7 -	22.319	111.2	28.475	13.819	116.5	14.252	102.9	1:18.865 (3)	90.33	0.346	10:35:59.180			
8 -	22.315	111.6	28.292	13.779	117.7	14.133	102.6	1:18.519 (1)	90.73		10:37:17.699			
9 -	22.704	111.6	28.445	13.756	118.9	14.264	101.9	1:19.169	89.99	0.650	10:38:36.868			
10 -	22.354	111.6	28.370	13.956	117.7	14.013	103.5	1:18.693 (2)	90.53	0.174	10:39:55.561			
11 -	22.266	111.1	28.697	13.949	114.5	14.147	103.4	1:19.059	90.11	0.540	10:41:14.620			
12 -	22.767	110.5	29.351	14.264	114.7	14.381	101.2	1:20.763	88.21	2.244	10:42:35.383			
13 -	22.876	112.2	29.011	13.926	116.5	14.126	104.0	1:19.939	89.12	1.420	10:43:55.322			
14 -	22.550	112.9	29.004	13.859	117.5	14.285	103.0	1:19.698	89.39	1.179	10:45:15.020			
15 -	22.424	107.8	28.818	13.750	116.9	14.172	103.7	1:19.164	89.99	0.645	10:46:34.184			
16 -	22.299	111.8	28.538	13.670	117.7	14.534	102.4	1:19.041	90.13	0.522	10:47:53.225			

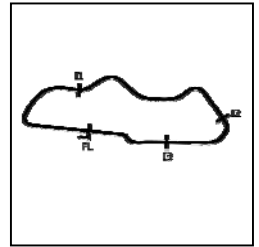
P6		13		Harvey CLARIDGE		Honda - British Talent Cup								
IDEAL LAP TIME : 1:18.334		BEST LAP TIME : 1:18.798		DIFFERENCE : 0.464										
LAP	SECTOR 1	SECTOR 2	SECTOR 3	SECTOR 4	LAP TIME	MPH	DIFF	TIME OF DAY						
1 -		98.1	29.616	14.113	116.5	15.134	100.1	1:26.460	82.40	7.662	10:28:04.556			
2 -	22.753	110.1	28.987	13.853	116.7	14.307	101.8	1:19.900	89.16	1.102	10:29:24.456			
3 -	22.347	113.7	28.747	13.742	116.5	14.276	102.1	1:19.112	90.05	0.314	10:30:43.568			
4 -	22.455	112.2	28.585	13.879	115.1	14.277	102.2	1:19.196	89.96	0.398	10:32:02.764			
5 -	22.248	112.7	28.699	13.734	117.5	14.287	102.7	1:18.968	90.22	0.170	10:33:21.732			
6 -	22.175	112.4	28.576	13.687	120.6	14.360	104.2	1:18.798 (1)	90.41		10:34:40.530			
7 -	22.305	110.0	28.640	13.765	117.9	14.207	103.7	1:18.917 (3)	90.28	0.119	10:35:59.447			
8 -	22.237	109.8	28.507	13.825	117.3	14.246	102.7	1:18.815 (2)	90.39	0.017	10:37:18.262			
9 -	22.433	110.5	28.288	13.921	117.5	14.449	101.9	1:19.091	90.08	0.293	10:38:37.353			
10 -	22.264	111.4	28.638	13.911	117.3	14.249	102.1	1:19.062	90.11	0.264	10:39:56.415			
11 -	22.435	109.1	28.877	13.861	115.7	14.336	102.4	1:19.509	89.60	0.711	10:41:15.924			
12 -	22.546	111.2	28.951	14.262	114.9	14.377	102.2	1:20.136	88.90	1.338	10:42:36.060			
13 -	22.710	111.6	29.044	14.180	115.5	14.405	101.9	1:20.339	88.68	1.541	10:43:56.399			
14 -	22.486	110.1	29.319	14.048	114.5	14.184	102.4	1:20.037	89.01	1.239	10:45:16.436			
15 -	22.429	110.5	29.116	14.121	114.7	14.394	101.5	1:20.060	88.99	1.262	10:46:36.496			
16 -	22.493	110.3	28.828	13.991	113.7	14.576	100.3	1:19.888	89.18	1.090	10:47:56.384			

MCRCB BULLETIN TK240

2019 Bennetts British Superbike Championship - Datatag Round 3

2019 British Talent Cup

RACE 6 - SECTOR ANALYSIS



SECTOR 1 = FL to I1, SECTOR 2 = I1 to I2, SECTOR 3 = I2 to I3, SECTOR 4 = I3 to FL, DIFF = Difference To Personal Best Lap, P = Crossed Finish Line in Pit Lane, D = Time Disallowed

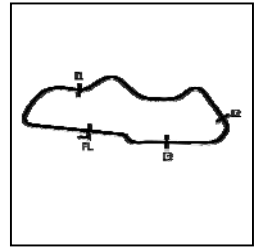
P7		3		Elliot PINSON				Honda - British Talent Cup			
IDEAL LAP TIME : 1:18.212		BEST LAP TIME : 1:18.668		DIFFERENCE : 0.456							
LAP	SECTOR 1	SECTOR 2	SECTOR 3	SECTOR 4	LAP TIME	MPH	DIFF	TIME OF DAY			
1 -		101.3	29.752	13.972	117.1	14.703	99.7	1:26.169	82.68	7.501	10:28:04.265
2 -	22.329	113.1	28.815	14.029	116.3	14.187	102.2	1:19.360	89.77	0.692	10:29:23.625
3 -	22.158	115.9	28.969	13.901	116.3	14.152	102.6	1:19.180	(3) 89.98	0.512	10:30:42.805
4 -	22.230	111.2	28.896	13.868	118.1	14.242	103.5	1:19.236	89.91	0.568	10:32:02.041
5 -	22.353	114.5	28.664	13.769	118.7	14.973	98.9	1:19.759	89.32	1.091	10:33:21.800
6 -	22.508	111.1	28.830	14.010	113.9	14.225	101.5	1:19.573	89.53	0.905	10:34:41.373
7 -	22.428	115.9	28.788	14.061	114.7	14.197	100.9	1:19.474	89.64	0.806	10:36:00.847
8 -	22.462	114.1	28.771	14.197	113.7	14.214	100.6	1:19.644	89.45	0.976	10:37:20.491
9 -	22.554	115.9	28.441	14.159	113.9	14.152	100.6	1:19.306	89.83	0.638	10:38:39.797
10 -	22.287	115.9	28.324	13.979	115.1	14.078	99.8	1:18.668	(1) 90.56		10:39:58.465
11 -	22.527	111.6	28.676	13.994	114.5	14.183	101.3	1:19.380	89.75	0.712	10:41:17.845
12 -	22.689	112.2	28.939	14.400	113.9	14.270	100.7	1:20.298	88.72	1.630	10:42:38.143
13 -	22.925	110.5	29.051	14.342	113.5	14.179	100.3	1:20.497	88.50	1.829	10:43:58.640
14 -	22.550	113.5	28.683	14.208	113.1	14.204	100.9	1:19.645	89.45	0.977	10:45:18.285
15 -	22.373	113.5	28.687	14.199	113.9	13.961	101.2	1:19.220	89.93	0.552	10:46:37.505
16 -	22.326	113.3	28.521	13.957	114.5	14.310	100.3	1:19.114	(2) 90.05	0.446	10:47:56.619

P8		10		Jack HART				Honda - British Talent Cup			
IDEAL LAP TIME : 1:18.919		BEST LAP TIME : 1:19.195		DIFFERENCE : 0.276							
LAP	SECTOR 1	SECTOR 2	SECTOR 3	SECTOR 4	LAP TIME	MPH	DIFF	TIME OF DAY			
1 -		96.1	30.153	13.873	118.5	15.089	103.5	1:26.605	82.26	7.410	10:28:04.701
2 -	22.808	105.6	29.139	13.843	119.6	14.542	102.9	1:20.332	88.68	1.137	10:29:25.033
3 -	22.467	109.4	28.939	13.849	117.7	14.477	102.6	1:19.732	89.35	0.537	10:30:44.765
4 -	22.362	110.5	28.723	13.867	117.9	14.397	102.6	1:19.349	89.78	0.154	10:32:04.114
5 -	22.478	111.4	29.378	13.844	116.7	14.463	102.2	1:20.163	88.87	0.968	10:33:24.277
6 -	22.496	110.9	28.846	13.858	117.3	14.305	102.4	1:19.505	89.61	0.310	10:34:43.782
7 -	22.474	110.1	28.641	13.960	116.1	14.243	102.9	1:19.318	(3) 89.82	0.123	10:36:03.100
8 -	22.462	111.6	28.729	13.860	116.5	14.347	102.7	1:19.398	89.73	0.203	10:37:22.498
9 -	22.559	110.5	28.476	13.838	116.9	14.378	102.4	1:19.251	(2) 89.89	0.056	10:38:41.749
10 -	22.410	110.1	28.602	13.881	117.1	14.302	102.9	1:19.195	(1) 89.96		10:40:00.944
11 -	22.741	107.0	29.160	13.999	116.1	14.548	101.8	1:20.448	88.56	1.253	10:41:21.392
12 -	23.151	105.8	29.541	14.357	115.1	14.750	100.7	1:21.799	87.09	2.604	10:42:43.191
13 -	22.911	107.0	29.146	14.210	115.5	14.696	101.9	1:20.963	87.99	1.768	10:44:04.154
14 -	22.906	106.8	28.949	14.179	114.9	14.565	101.8	1:20.599	88.39	1.404	10:45:24.753
15 -	22.677	109.8	29.002	14.141	115.5	14.344	102.9	1:20.164	88.87	0.969	10:46:44.917
16 -	22.601	109.8	28.765	14.092	115.1	14.867	101.6	1:20.325	88.69	1.130	10:48:05.242

P9		6		Jamie LYONS				Honda - British Talent Cup			
IDEAL LAP TIME : 1:19.560		BEST LAP TIME : 1:19.968		DIFFERENCE : 0.408							
LAP	SECTOR 1	SECTOR 2	SECTOR 3	SECTOR 4	LAP TIME	MPH	DIFF	TIME OF DAY			
1 -		97.1	30.083	13.977	117.9	14.826	103.4	1:26.773	82.10	6.805	10:28:04.869
2 -	24.024	100.1	29.825	14.180	118.5	14.649	100.4	1:22.678	86.17	2.710	10:29:27.547
3 -	23.264	103.5	29.888	14.299	114.3	14.544	101.2	1:21.995	86.89	2.027	10:30:49.542
4 -	23.125	102.7	29.365	14.237	114.1	14.431	102.1	1:21.158	87.78	1.190	10:32:10.700
5 -	22.857	106.8	29.170	13.945	117.3	14.380	101.6	1:20.352	88.66	0.384	10:33:31.052
6 -	22.403	106.0	29.295	14.045	115.3	14.301	102.1	1:20.044	(2) 89.00	0.076	10:34:51.096
7 -	22.767	102.9	29.378	13.963	116.1	14.210	102.4	1:20.318	88.70	0.350	10:36:11.414
8 -	22.696	107.0	29.647	14.080	114.7	14.658	100.3	1:21.081	87.87	1.113	10:37:32.495
9 -	22.582	110.5	29.016	14.063	115.1	14.307	101.8	1:19.968	(1) 89.09		10:38:52.463
10 -	22.712	107.5	29.002	14.070	115.1	14.326	101.2	1:20.110	(3) 88.93	0.142	10:40:12.573
11 -	22.805	107.3	29.495	14.125	114.1	14.295	101.6	1:20.720	88.26	0.752	10:41:33.293
12 -	22.988	104.5	29.635	14.375	114.1	14.417	100.6	1:21.415	87.51	1.447	10:42:54.708
13 -	22.827	106.5	29.281	14.049	115.1	14.258	101.0	1:20.415	88.59	0.447	10:44:15.123
14 -	22.711	107.3	29.173	14.258	113.9	14.464	100.9	1:20.606	88.38	0.638	10:45:35.729
15 -	23.005	107.5	29.292	14.274	114.5	14.439	101.2	1:21.010	87.94	1.042	10:46:56.739
16 -	22.862	103.0	29.217	14.367	114.5	14.936	100.3	1:21.382	87.54	1.414	10:48:18.121

Weather / Track : Showers / Wet

Donington Park National
Circuit Length = 1.9790 miles
Start: 10:26 Flag 10:47 End: 10:49



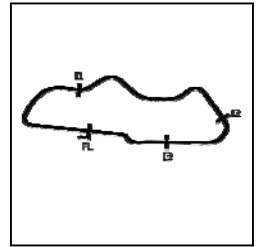
SECTOR 1 = FL to I1, SECTOR 2 = I1 to I2, SECTOR 3 = I2 to I3, SECTOR 4 = I3 to FL, DIFF = Difference To Personal Best Lap, P = Crossed Finish Line in Pit Lane, D = Time Disallowed

P10 15		Rhys IRWIN				Honda - British Talent Cup				
IDEAL LAP TIME : 1:19.911		BEST LAP TIME : 1:20.263				DIFFERENCE : 0.352				
LAP	SECTOR 1	SECTOR 2	SECTOR 3	SECTOR 4	LAP TIME	MPH	DIFF	TIME OF DAY		
1 -		106.1	29.985	14.428 117.3	14.963 100.7	1:26.380	82.47	6.117	10:28:04.476	
2 -	23.152	110.0	29.342	14.075 116.7	14.512 101.5	1:21.081	87.87	0.818	10:29:25.557	
3 -	22.544	113.9	29.226	14.109 115.5	14.384 100.3	1:20.263 (1)	88.76		10:30:45.820	
4 -	22.470	112.9	29.462	14.323 114.3	14.506 100.4	1:20.761	88.21	0.498	10:32:06.581	
5 -	22.595	112.5	29.265	14.521 112.4	14.746 99.8	1:21.127	87.82	0.864	10:33:27.708	
6 -	22.781	112.0	29.546	14.518 113.1	14.517 100.0	1:21.362	87.56	1.099	10:34:49.070	
7 -	22.948	111.2	29.966	14.539 112.5	14.495 99.5	1:21.948	86.94	1.685	10:36:11.018	
8 -	22.909	112.2	29.601	14.411 114.5	14.951 100.4	1:21.872	87.02	1.609	10:37:32.890	
9 -	22.687	114.3	29.224	14.268 115.1	14.343 101.0	1:20.522	88.48	0.259	10:38:53.412	
10 -	22.589	113.1	29.355	14.201 114.9	14.182 101.5	1:20.327 (2)	88.69	0.064	10:40:13.739	
11 -	22.600	112.2	29.353	14.035 117.7	14.342 100.1	1:20.330 (3)	88.69	0.067	10:41:34.069	
12 -	23.169	110.1	29.422	14.537 113.1	14.733 99.5	1:21.861	87.03	1.598	10:42:55.930	
13 -	23.542	107.2	29.459	14.612 112.9	14.587 99.5	1:22.200	86.67	1.937	10:44:18.130	
14 -	23.035	110.0	29.416	14.532 112.2	14.636 99.4	1:21.619	87.29	1.356	10:45:39.749	
15 -	22.916	111.8	29.484	14.710 113.1	14.866 97.1	1:21.976	86.91	1.713	10:47:01.725	
16 -	23.044	108.9	29.452	14.492 112.9	14.779 99.2	1:21.767	87.13	1.504	10:48:23.492	

P11 21		Ross MAGUIRE				Honda - British Talent Cup				
IDEAL LAP TIME : 1:19.826		BEST LAP TIME : 1:19.838				DIFFERENCE : 0.012				
LAP	SECTOR 1	SECTOR 2	SECTOR 3	SECTOR 4	LAP TIME	MPH	DIFF	TIME OF DAY		
1 -		95.4	30.519	14.252 115.3	14.528 100.9	1:28.441	80.55	8.603	10:28:06.537	
2 -	23.224	103.8	29.844	14.201 116.1	14.497 100.1	1:21.766	87.13	1.928	10:29:28.303	
3 -	22.892	105.6	29.612	14.335 112.9	14.865 101.5	1:21.704	87.20	1.866	10:30:50.007	
4 -	22.981	106.1	29.221	14.164 114.5	14.310 99.4	1:20.676	88.31	0.838	10:32:10.683	
5 -	22.742	108.4	28.939	14.191 110.1	14.539 97.9	1:20.411	88.60	0.573	10:33:31.094	
6 -	22.634	108.2	29.219	14.068 113.9	14.444 100.3	1:20.365 (3)	88.65	0.527	10:34:51.459	
7 -	22.720	102.7	29.228	14.134 113.1	14.324 99.7	1:20.406	88.60	0.568	10:36:11.865	
8 -	22.723	104.6	29.351	14.123 114.3	14.563 100.3	1:20.760	88.21	0.922	10:37:32.625	
9 -	22.769	108.7	28.893	14.190 112.5	14.393 100.0	1:20.245 (2)	88.78	0.407	10:38:52.870	
10 -	22.646	107.5	28.875	14.016 114.5	14.301 101.0	1:19.838 (1)	89.23		10:40:12.708	
11 -	23.124	103.4	29.582	14.305 111.8	14.495 101.5	1:21.506	87.41	1.668	10:41:34.214	
12 -	23.256	103.5	29.459	14.376 112.5	14.818 99.2	1:21.909	86.98	2.071	10:42:56.123	
13 -	23.337	104.3	29.723	14.606 110.3	14.596 100.3	1:22.262	86.60	2.424	10:44:18.385	
14 -	23.030	105.3	29.371	14.470 112.2	14.578 100.4	1:21.449	87.47	1.611	10:45:39.834	
15 -	23.004	107.0	29.530	14.538 108.9	14.792 97.2	1:21.864	87.03	2.026	10:47:01.698	
16 -	23.270	105.8	29.396	14.446 112.9	15.018 98.8	1:22.130	86.74	2.292	10:48:23.828	

P12 14		Corey TINKER				Honda - British Talent Cup				
IDEAL LAP TIME : 1:19.725		BEST LAP TIME : 1:20.032				DIFFERENCE : 0.307				
LAP	SECTOR 1	SECTOR 2	SECTOR 3	SECTOR 4	LAP TIME	MPH	DIFF	TIME OF DAY		
1 -		98.6	30.335	14.136 118.5	14.913 101.6	1:27.620	81.31	7.588	10:28:05.716	
2 -	23.029	105.8	29.878	14.157 117.1	14.804 104.0	1:21.868	87.02	1.836	10:29:27.584	
3 -	23.116	103.8	30.271	14.083 116.9	14.798 103.2	1:22.268	86.60	2.236	10:30:49.852	
4 -	23.005	103.4	29.790	13.969 119.1	14.551 103.4	1:21.315	87.61	1.283	10:32:11.167	
5 -	22.788	105.5	29.887	14.003 117.7	14.434 103.5	1:21.112	87.83	1.080	10:33:32.279	
6 -	22.808	106.5	29.690	14.023 116.7	14.650 102.4	1:21.171	87.77	1.139	10:34:53.450	
7 -	22.729	105.0	29.905	14.051 114.5	14.508 104.5	1:21.193	87.74	1.161	10:36:14.643	
8 -	22.996	107.7	29.508	13.863 118.3	14.563 103.8	1:20.930	88.03	0.898	10:37:35.573	
9 -	22.788	106.3	29.180	14.070 114.1	14.593 104.3	1:20.631 (3)	88.36	0.599	10:38:56.204	
10 -	22.647	106.0	29.247	13.845 119.8	14.293 105.5	1:20.032 (1)	89.02		10:40:16.236	
11 -	22.996	103.2	29.614	14.050 116.9	14.529 102.4	1:21.189	87.75	1.157	10:41:37.425	
12 -	23.457	100.4	30.096	14.403 113.7	14.773 102.4	1:22.729	86.12	2.697	10:43:00.154	
13 -	23.076	104.2	29.999	14.116 115.7	14.523 102.7	1:21.714	87.18	1.682	10:44:21.868	
14 -	23.026	97.6	29.463	14.115 115.9	14.506 102.7	1:21.110	87.83	1.078	10:45:42.978	
15 -	23.240	104.2	29.120	13.948 117.1	14.365 103.4	1:20.673	88.31	0.641	10:47:03.651	
16 -	22.616	103.7	29.139	13.696 118.3	14.755 104.0	1:20.206 (2)	88.82	0.174	10:48:23.857	

RACE 6 - SECTOR ANALYSIS



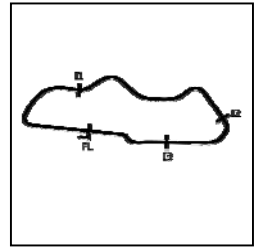
SECTOR 1 = FL to I1, SECTOR 2 = I1 to I2, SECTOR 3 = I2 to I3, SECTOR 4 = I3 to FL, DIFF = Difference To Personal Best Lap, P = Crossed Finish Line in Pit Lane, D = Time Disallowed

P13 17		Zak SHELTON				Honda - British Talent Cup					
IDEAL LAP TIME : 1:18.861		BEST LAP TIME : 1:19.288				DIFFERENCE : 0.427					
LAP	SECTOR 1	SECTOR 2	SECTOR 3	SECTOR 4	LAP TIME	MPH	DIFF	TIME OF DAY			
1 -	94.6	31.492	14.652	115.9	15.181	101.6	1:30.771	78.48	11.483	10:28:08.867	
2 -	23.557	97.8	30.872	14.311	115.5	14.745	100.0	1:23.485	85.34	4.197	10:29:32.352
3 -	23.255	102.1	29.627	14.275	114.3	14.746	99.7	1:21.903	86.98	2.615	10:30:54.255
4 -	23.112	102.6	29.503	14.371	113.9	14.727	100.1	1:21.713	87.19	2.425	10:32:15.968
5 -	22.803	104.8	29.310	14.290	113.7	14.549	99.4	1:20.952	88.01	1.664	10:33:36.920
6 -	22.831	108.5	29.015	14.242	113.1	14.300	100.9	1:20.388	88.62	1.100	10:34:57.308
7 -	22.697	103.8	29.073	14.083	114.9	14.420	100.4	1:20.273	88.75	0.985	10:36:17.581
8 -	22.348	108.5	29.411	14.116	115.1	14.314	100.4	1:20.189	88.84	0.901	10:37:37.770
9 -	22.717	106.1	29.078	14.027	115.5	14.090	102.7	1:19.912 (3)	89.15	0.624	10:38:57.682
10 -	22.453	109.6	28.722	13.987	119.1	14.126	103.7	1:19.288 (1)	89.85		10:40:16.970
11 -	23.283	98.8	29.887	14.200	115.7	14.688	101.8	1:22.058	86.82	2.770	10:41:39.028
12 -	23.202	102.2	29.547	14.098	117.5	15.306	101.3	1:22.153	86.72	2.865	10:43:01.181
13 -	23.087	101.2	29.586	14.071	118.3	15.040	101.9	1:21.784	87.11	2.496	10:44:22.965
14 -	22.927	102.7	29.365	13.971	117.1	14.519	103.0	1:20.782	88.19	1.494	10:45:43.747
15 -	22.871	101.2	29.215	14.027	119.1	14.446	104.6	1:20.559	88.44	1.271	10:47:04.306
16 -	22.585	105.6	28.834	13.701	117.9	14.602	104.0	1:19.722 (2)	89.36	0.434	10:48:24.028

P14 12		Torin COLLINS				Honda - British Talent Cup					
IDEAL LAP TIME : 1:19.644		BEST LAP TIME : 1:19.747				DIFFERENCE : 0.103					
LAP	SECTOR 1	SECTOR 2	SECTOR 3	SECTOR 4	LAP TIME	MPH	DIFF	TIME OF DAY			
1 -	96.9	30.333	14.325	116.1	14.882	103.7	1:27.937	81.01	8.190	10:28:06.033	
2 -	23.398	100.9	29.769	14.213	116.5	14.922	103.7	1:22.302	86.56	2.555	10:29:28.335
3 -	23.071	100.3	29.733	14.173	115.5	14.894	104.6	1:21.871	87.02	2.124	10:30:50.206
4 -	23.171	101.5	29.674	14.097	117.3	14.471	103.8	1:21.413	87.51	1.666	10:32:11.619
5 -	22.756	106.0	29.645	14.019	116.7	14.493	104.0	1:20.913	88.05	1.166	10:33:32.532
6 -	22.888	106.8	29.736	14.055	116.7	14.453	104.3	1:21.132	87.81	1.385	10:34:53.664
7 -	22.765	105.1	29.802	13.988	116.5	14.808	103.8	1:21.363	87.56	1.616	10:36:15.027
8 -	22.884	105.3	29.736	13.942	116.5	14.478	102.9	1:21.040	87.91	1.293	10:37:36.067
9 -	22.623	105.1	29.019	13.961	116.7	14.627	103.8	1:20.230 (3)	88.80	0.483	10:38:56.297
10 -	22.671	104.2	29.338	13.779	118.1	14.379	103.8	1:20.167 (2)	88.87	0.420	10:40:16.464
11 -	23.009	102.9	29.771	14.104	114.9	14.466	103.5	1:21.350	87.58	1.603	10:41:37.814
12 -	23.272	101.9	30.028	14.429	115.1	15.029	104.0	1:22.758	86.09	3.011	10:43:00.572
13 -	23.157	104.0	29.829	14.174	113.7	14.690	104.3	1:21.850	87.04	2.103	10:44:22.422
14 -	23.112	104.5	29.292	14.015	115.5	14.461	103.8	1:20.880	88.08	1.133	10:45:43.302
15 -	23.093	104.8	29.547	13.978	120.0	14.490	105.1	1:21.108	87.84	1.361	10:47:04.410
16 -	22.608	105.3	28.904	13.753	117.5	14.482	104.5	1:19.747 (1)	89.34		10:48:24.157

P15 5		Osian JONES				Honda - British Talent Cup					
IDEAL LAP TIME : 1:19.729		BEST LAP TIME : 1:20.192				DIFFERENCE : 0.463					
LAP	SECTOR 1	SECTOR 2	SECTOR 3	SECTOR 4	LAP TIME	MPH	DIFF	TIME OF DAY			
1 -	96.8	31.508	14.519	117.9	15.348	102.1	1:30.968	78.31	10.776	10:28:09.064	
2 -	23.507	103.4	30.957	14.122	117.7	14.979	101.3	1:23.565	85.25	3.373	10:29:32.629
3 -	23.159	106.6	29.897	14.064	118.5	14.911	100.6	1:22.031	86.85	1.839	10:30:54.660
4 -	23.245	107.2	29.612	14.297	114.1	14.626	101.2	1:21.780	87.11	1.588	10:32:16.440
5 -	22.979	107.8	29.658	14.202	115.1	14.720	100.4	1:21.559	87.35	1.367	10:33:37.999
6 -	23.002	107.7	29.405	14.062	114.7	14.616	100.7	1:21.085	87.86	0.893	10:34:59.084
7 -	22.637	109.2	29.259	14.086	114.9	14.464	99.8	1:20.446 (3)	88.56	0.254	10:36:19.530
8 -	22.703	109.4	29.314	14.213	114.1	14.608	99.4	1:20.838	88.13	0.646	10:37:40.368
9 -	22.798	107.7	29.183	14.206	113.9	14.526	101.0	1:20.713	88.27	0.521	10:39:01.081
10 -	22.515	110.0	29.298	14.103	114.3	14.730	99.8	1:20.646	88.34	0.454	10:40:21.727
11 -	22.959	106.0	29.313	14.036	114.3	14.584	100.0	1:20.892	88.07	0.700	10:41:42.619
12 -	23.026	108.4	29.243	14.174	113.5	14.590	100.6	1:21.033	87.92	0.841	10:43:03.652
13 -	22.760	106.1	29.152	14.028	114.7	14.608	99.1	1:20.548	88.45	0.356	10:44:24.200
14 -	22.629	109.8	29.004	14.095	118.1	14.464	101.9	1:20.192 (1)	88.84		10:45:44.392
15 -	22.506	110.0	29.259	13.876	120.0	14.824	102.6	1:20.465	88.54	0.273	10:47:04.857
16 -	22.570	108.7	29.168	13.755	118.1	14.771	101.8	1:20.264 (2)	88.76	0.072	10:48:25.121

RACE 6 - SECTOR ANALYSIS

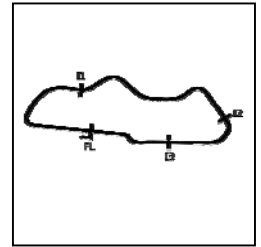


SECTOR 1 = FL to I1, SECTOR 2 = I1 to I2 SECTOR 3 = I2 to I3, SECTOR 4 = I3 to FL, DIFF = Difference To Personal Best Lap, P = Crossed Finish Line in Pit Lane, D = Time Disallowed

P16 16		Harry LEIGH		Honda - British Talent Cup							
IDEAL LAP TIME : 1:19.932		BEST LAP TIME : 1:20.533		DIFFERENCE : 0.601							
LAP	SECTOR 1	SECTOR 2	SECTOR 3	SECTOR 4	LAP TIME	MPH	DIFF	TIME OF DAY			
1 -		94.2	30.453	14.292	116.7	14.847	103.8	1:28.592	80.42	8.059	10:28:06.688
2 -	22.964	104.3	30.393	14.167	118.3	14.788	102.6	1:22.312	86.55	1.779	10:29:29.000
3 -	22.957	105.6	29.725	13.991	118.7	15.009	101.3	1:21.682	87.22	1.149	10:30:50.682
4 -	22.998	104.2	29.801	14.116	118.1	14.582	104.0	1:21.497	87.42	0.964	10:32:12.179
5 -	22.544	105.8	29.605	13.898	119.8	14.601	104.6	1:20.648	88.34	0.115	10:33:32.827
6 -	22.942	106.5	29.581	13.912	120.2	15.069	103.5	1:21.504	87.41	0.971	10:34:54.331
7 -	22.569	108.5	29.575	13.861	120.0	14.528	104.5	1:20.533 (1)	88.46		10:36:14.864
8 -	22.956	106.5	29.696	13.976	117.5	14.511	103.0	1:21.139	87.80	0.606	10:37:36.003
9 -	22.571	108.5	29.396	13.976	117.7	14.643	104.5	1:20.586 (3)	88.41	0.053	10:38:56.589
10 -	22.674	110.1	29.408	14.077	117.5	14.412	105.1	1:20.571 (2)	88.42	0.038	10:40:17.160
11 -	22.900	105.8	29.573	13.982	118.9	14.617	103.8	1:21.072	87.88	0.539	10:41:38.232
12 -	23.019	101.6	30.149	14.169	117.5	14.831	104.3	1:22.168	86.70	1.635	10:43:00.400
13 -	22.982	104.6	29.633	14.646	114.5	14.628	104.3	1:21.889	87.00	1.356	10:44:22.289
14 -	22.889	104.5	29.478	14.075	117.1	14.498	104.3	1:20.940	88.02	0.407	10:45:43.229
15 -	23.071	105.0	29.399	14.023	117.9	14.483	103.4	1:20.976	87.98	0.443	10:47:04.205
16 -	23.031	103.4	29.115	13.913	118.5	14.915	103.7	1:20.974	87.98	0.441	10:48:25.179

P17 18		Jamie DAVIS		Honda - British Talent Cup							
IDEAL LAP TIME : 1:19.988		BEST LAP TIME : 1:20.232		DIFFERENCE : 0.244							
LAP	SECTOR 1	SECTOR 2	SECTOR 3	SECTOR 4	LAP TIME	MPH	DIFF	TIME OF DAY			
1 -		99.2	30.292	14.329	115.7	15.107	101.6	1:27.801	81.14	7.569	10:28:05.897
2 -	23.333	101.5	30.229	14.240	116.3	14.879	102.9	1:22.681	86.17	2.449	10:29:28.578
3 -	22.981	105.0	29.767	14.116	118.1	14.622	103.5	1:21.486	87.43	1.254	10:30:50.064
4 -	23.006	106.8	29.843	14.148	116.5	14.434	102.1	1:21.431	87.49	1.199	10:32:11.495
5 -	22.672	108.2	29.530	14.229	116.7	14.503	102.2	1:20.934	88.03	0.702	10:33:32.429
6 -	22.773	111.6	29.842	14.082	116.5	14.409	102.2	1:21.106	87.84	0.874	10:34:53.535
7 -	22.736	109.8	29.597	14.173	115.1	14.450	100.6	1:20.956	88.00	0.724	10:36:14.491
8 -	22.675	112.2	29.513	14.250	114.1	14.370	100.4	1:20.808	88.16	0.576	10:37:35.299
9 -	22.664	111.8	29.314	14.253	114.1	14.328	101.0	1:20.559 (3)	88.44	0.327	10:38:55.858
10 -	22.633	111.2	29.299	14.108	115.5	14.192	101.0	1:20.232 (1)	88.80		10:40:16.090
11 -	23.251	104.3	29.801	14.153	116.7	14.307	101.6	1:21.512	87.40	1.280	10:41:37.602
12 -	23.329	104.8	29.882	14.562	113.3	14.942	100.7	1:22.715	86.13	2.483	10:43:00.317
13 -	23.244	107.8	29.864	14.213	114.9	14.467	101.8	1:21.788	87.11	1.556	10:44:22.105
14 -	23.567	103.5	29.960	14.211	115.3	14.776	101.3	1:22.514	86.34	2.282	10:45:44.619
15 -	22.593	113.3	29.368	14.315	115.1	14.354	102.2	1:20.630	88.36	0.398	10:47:05.249
16 -	22.544	112.7	29.170	14.088	116.1	14.546	101.0	1:20.348 (2)	88.67	0.116	10:48:25.597

P18 8		Edward O'SHEA		Honda - British Talent Cup							
IDEAL LAP TIME : 1:21.963		BEST LAP TIME : 1:22.263		DIFFERENCE : 0.300							
LAP	SECTOR 1	SECTOR 2	SECTOR 3	SECTOR 4	LAP TIME	MPH	DIFF	TIME OF DAY			
1 -		91.0	31.641	14.825	115.5	15.441	100.9	1:30.617	78.62	8.354	10:28:08.713
2 -	23.622	93.0	31.446	14.594	117.5	15.021	100.6	1:24.683	84.13	2.420	10:29:33.396
3 -	23.501	94.7	30.533	14.814	112.4	15.038	100.3	1:23.886	84.93	1.623	10:30:57.282
4 -	23.469	98.2	30.464	14.718	115.1	14.700	101.8	1:23.351	85.47	1.088	10:32:20.633
5 -	23.378	98.8	30.237	14.599	115.3	14.671	101.3	1:22.885	85.95	0.622	10:33:43.518
6 -	23.128	100.1	29.979	14.426	116.3	14.730	101.3	1:22.263 (1)	86.60		10:35:05.781
7 -	23.310	98.9	30.360	14.350	116.7	14.508	101.9	1:22.528 (3)	86.32	0.265	10:36:28.309
8 -	23.137	101.0	30.260	14.415	115.7	14.837	99.7	1:22.649	86.20	0.386	10:37:50.958
9 -	23.426	101.6	29.980	14.406	115.3	14.564	101.5	1:22.376 (2)	86.48	0.113	10:39:13.334
10 -	23.231	96.2	29.977	14.449	115.1	14.945	100.3	1:22.602	86.25	0.339	10:40:35.936
11 -	23.563	98.2	30.854	15.042	113.5	15.032	100.1	1:24.491	84.32	2.228	10:42:00.427
12 -	24.081	93.3	31.208	15.339	112.9	15.278	98.2	1:25.906	82.93	3.643	10:43:26.333
13 -	23.824	96.0	31.415	15.033	113.7	15.183	99.4	1:25.455	83.37	3.192	10:44:51.788
14 -	23.818	95.7	31.420	14.514	114.1	14.786	102.9	1:24.538	84.27	2.275	10:46:16.326
15 -	23.280	97.5	30.224	14.525	114.1	14.969	99.8	1:22.998	85.84	0.735	10:47:39.324
16 -	23.470	100.9	30.105	14.757	113.5	15.302	99.8	1:23.634	85.18	1.371	10:49:02.958



SECTOR 1 = FL to I1, SECTOR 2 = I1 to I2 SECTOR 3 = I2 to I3, SECTOR 4 = I3 to FL, DIFF = Difference To Personal Best Lap, P = Crossed Finish Line in Pit Lane, D = Time Disallowed

P19 24		George HOPPER				Honda - British Talent Cup					
IDEAL LAP TIME : 1:21.867		BEST LAP TIME : 1:22.213				DIFFERENCE : 0.346					
LAP	SECTOR 1	SECTOR 2	SECTOR 3	SECTOR 4	LAP TIME	MPH	DIFF	TIME OF DAY			
1 -		89.2	31.580	14.847	114.7	15.272	97.9	1:30.532	78.69	8.319	10:28:08.628
2 -	23.384	97.1	30.309	14.468	114.1	15.025	98.6	1:23.186	85.64	0.973	10:29:31.814
3 -	23.238	98.3	30.376	14.250	115.3	14.878	100.0	1:22.742 (3)	86.10	0.529	10:30:54.556
4 -	23.621	97.6	30.074	14.552	113.9	14.997	98.8	1:23.244	85.58	1.031	10:32:17.800
5 -	23.713	96.2	30.231	14.722	112.9	15.036	98.1	1:23.702	85.11	1.489	10:33:41.502
6 -	23.425	100.7	30.216	14.627	113.1	14.983	98.3	1:23.251	85.58	1.038	10:35:04.753
7 -	23.405	100.0	30.178	14.529	112.2	14.891	97.9	1:23.003	85.83	0.790	10:36:27.756
8 -	23.545	99.2	30.586	14.446	114.3	15.280	97.5	1:23.857	84.96	1.644	10:37:51.613
9 -	23.204	100.9	29.953	14.321	114.7	14.735	99.5	1:22.213 (1)	86.66		10:39:13.826
10 -	23.273	96.8	29.724	14.335	115.5	15.007	99.1	1:22.339 (2)	86.52	0.126	10:40:36.165
11 -	23.681	96.2	30.886	14.748	114.7	15.322	98.8	1:24.637	84.17	2.424	10:42:00.802
12 -	23.994	92.5	31.276	15.152	113.5	15.568	97.6	1:25.990	82.85	3.777	10:43:26.792
13 -	23.716	95.5	31.249	14.965	114.1	15.457	98.1	1:25.387	83.43	3.174	10:44:52.179
14 -	23.655	93.9	30.665	14.635	111.8	15.069	99.2	1:24.024	84.79	1.811	10:46:16.203
15 -	23.287	99.7	30.052	14.763	111.4	15.115	99.7	1:23.217	85.61	1.004	10:47:39.420
16 -	23.158	98.3	30.361	14.858	112.4	15.260	99.7	1:23.637	85.18	1.424	10:49:03.057

P20 23		Cameron HORSMAN				Honda - British Talent Cup					
IDEAL LAP TIME : 1:17.882		BEST LAP TIME : 1:18.120				DIFFERENCE : 0.238					
LAP	SECTOR 1	SECTOR 2	SECTOR 3	SECTOR 4	LAP TIME	MPH	DIFF	TIME OF DAY			
1 -		115.5	28.784	14.193	114.3	14.612	100.6	1:23.273	85.55	5.153	10:28:01.369
2 -	22.263	117.7	28.608	13.964	114.9	14.389	101.8	1:19.224	89.93	1.104	10:29:20.593
3 -	22.341	112.4	28.325	13.723	118.1	14.158	102.7	1:18.547	90.70	0.427	10:30:39.140
4 -	21.997	115.5	28.383	13.685	116.3	14.251	102.2	1:18.316	90.97	0.196	10:31:57.456
5 -	22.043	118.3	28.159	13.847	115.5	14.242	102.1	1:18.291 (3)	91.00	0.171	10:33:15.747
6 -	22.132	118.1	28.084	13.874	115.5	14.187	101.9	1:18.277 (2)	91.01	0.157	10:34:34.024
7 -	22.033	117.9	28.110	13.823	115.7	14.154	102.6	1:18.120 (1)	91.20		10:35:52.144
8 -	22.184	113.9	28.217	13.816	116.1	14.204	101.6	1:18.421	90.85	0.301	10:37:10.565
9 -	22.134	117.5	28.225	14.036	115.5	14.301	102.4	1:18.696	90.53	0.576	10:38:29.261
10 -	22.511	114.1	28.414	13.647	117.1	14.338	102.2	1:18.910	90.28	0.790	10:39:48.171
11 -	22.708	108.9	29.143	13.831	117.1	14.360	103.7	1:20.042	89.01	1.922	10:41:08.213
12 -	22.976	101.9	29.721	14.081	118.3	14.782	101.2	1:21.560	87.35	3.440	10:42:29.773
13 -	23.111	106.1	29.261	14.128	116.1	14.607	103.4	1:21.107	87.84	2.987	10:43:50.880
14 -	22.589	111.8	28.847	14.234	114.5	14.572	102.4	1:20.242	88.78	2.122	10:45:11.122
15 -	22.472	113.7	28.528	13.972	115.1	14.319	102.4	1:19.291	89.85	1.171	10:46:30.413

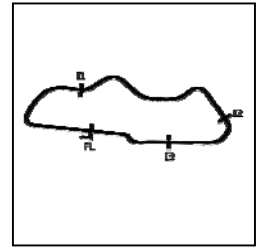
P21 19		Charlie FARRER				Honda - British Talent Cup					
IDEAL LAP TIME : 1:17.822		BEST LAP TIME : 1:18.000				DIFFERENCE : 0.178					
LAP	SECTOR 1	SECTOR 2	SECTOR 3	SECTOR 4	LAP TIME	MPH	DIFF	TIME OF DAY			
1 -		108.0	29.960	14.083	117.5	14.509	102.7	1:25.221	83.60	7.221	10:28:03.317
2 -	22.515	110.5	29.331	13.773	119.4	14.349	104.5	1:19.968	89.09	1.968	10:29:23.285
3 -	22.342	111.6	28.791	13.623	120.4	14.458	103.8	1:19.214	89.94	1.214	10:30:42.499
4 -	22.321	109.8	28.770	13.900	118.9	14.343	103.5	1:19.334	89.80	1.334	10:32:01.833
5 -	22.318	111.1	28.723	13.663	120.2	14.172	102.2	1:18.876	90.32	0.876	10:33:20.709
6 -	22.582	115.1	28.683	13.834	118.7	14.074	102.6	1:19.173	89.98	1.173	10:34:39.882
7 -	22.156	116.9	28.371	13.832	116.9	14.176	101.9	1:18.535	90.71	0.535	10:35:58.417
8 -	22.252	112.9	28.228	13.873	116.5	14.180	102.4	1:18.533 (3)	90.72	0.533	10:37:16.950
9 -	22.129	114.1	28.157	13.815	116.9	14.019	102.7	1:18.120 (2)	91.20	0.120	10:38:35.070
10 -	22.095	111.4	28.120	13.801	116.5	13.984	103.4	1:18.000 (1)	91.34		10:39:53.070
11 -	22.596	108.7	28.678	13.632	117.5	14.254	101.6	1:19.160	90.00	1.160	10:41:12.230
12 -	22.840	102.7	28.819	13.957	115.9	14.346	102.2	1:19.962	89.10	1.962	10:42:32.192
13 -	22.720	108.7	28.684	14.067	116.9	14.394	102.9	1:19.865	89.20	1.865	10:43:52.057
14 -	22.588	112.0	28.721	13.728	119.6	14.368	106.6	1:19.405	89.72	1.405	10:45:11.462
15 -	22.773	110.3	28.354	13.737	120.0	14.395	104.8	1:19.259	89.89	1.259	10:46:30.721

MCRCB BULLETIN TK240

2019 Bennetts British Superbike Championship - Datatag Round 3

2019 British Talent Cup

RACE 6 - SECTOR ANALYSIS



SECTOR 1 = FL to I1, SECTOR 2 = I1 to I2 SECTOR 3 = I2 to I3, SECTOR 4 = I3 to FL, DIFF = Difference To Personal Best Lap, P = Crossed Finish Line in Pit Lane, D = Time Disallowed

P22		7		Charlie ATKINS				Honda - British Talent Cup			
IDEAL LAP TIME : 1:18.054		BEST LAP TIME : 1:18.516		DIFFERENCE : 0.462							
LAP	SECTOR 1	SECTOR 2	SECTOR 3	SECTOR 4	LAP TIME	MPH	DIFF	TIME OF DAY			
1 -		111.2	29.265	13.794	115.9	14.599	101.9	1:24.000	84.81	5.484	10:28:02.096
2 -	22.712	113.1	28.766	13.722	118.9	14.396	102.1	1:19.596	89.51	1.080	10:29:21.692
3 -	22.240	115.9	28.659	13.769	116.3	14.282	101.9	1:18.950	90.24	0.434	10:30:40.642
4 -	22.296	114.7	28.695	13.721	116.1	14.162	102.9	1:18.874	90.32	0.358	10:31:59.516
5 -	22.369	115.3	28.337	13.866	116.3	14.165	102.2	1:18.737	90.48	0.221	10:33:18.253
6 -	22.399	116.3	28.757	13.922	116.1	14.273	101.8	1:19.351	89.78	0.835	10:34:37.604
7 -	22.333	115.5	28.547	13.878	115.9	14.086	101.0	1:18.844	90.36	0.328	10:35:56.448
8 -	22.570	114.3	28.366	13.805	115.7	14.228	101.5	1:18.969	90.22	0.453	10:37:15.417
9 -	22.226	118.5	28.301	13.839	116.1	14.150	102.1	1:18.516 (1)	90.74		10:38:33.933
10 -	22.165	117.9	28.237	13.936	112.7	14.206	100.7	1:18.544 (2)	90.70	0.028	10:39:52.477
11 -	22.927	110.3	28.705	13.899	115.5	14.428	102.7	1:19.959	89.10	1.443	10:41:12.436
12 -	22.876	106.1	29.268	14.069	116.1	14.393	102.2	1:20.606	88.38	2.090	10:42:33.042
13 -	22.678	112.5	29.344	13.941	115.9	14.365	101.8	1:20.328	88.69	1.812	10:43:53.370
14 -	22.359	114.9	28.624	13.891	116.9	14.282	103.0	1:19.156	90.00	0.640	10:45:12.526
15 -	22.278	116.9	28.574	13.739	118.1	14.090	105.0	1:18.681 (3)	90.55	0.165	10:46:31.207

Weather / Track : Showers / Wet

MCRCB BULLETIN TK242**2019 Bennetts British Superbike Championship - Datatag Round 3****2019 British Talent Cup****RACE 6 - BEST SPEEDS**

POS	INTERMEDIATE 1			INTERMEDIATE 2			INTERMEDIATE 3			FINISH LINE		
	NO	NAME	MPH	NO	NAME	MPH	NO	NAME	MPH	NO	NAME	MPH
1	7	ATKINS	118.5				19	FARRER	121.1	19	FARRER	106.6
2	23	HORSMAN	118.3				7	ATKINS	120.9	14	TINKER	105.5
3	22	SEABRIGHT	117.5				9	HART	120.6	22	SEABRIGHT	105.1
4	4	OGDEN	117.1				13	CLARIDGE	120.6	2	NIXON	105.1
5	19	FARRER	116.9				16	LEIGH	120.2	12	COLLINS	105.1
6	3	PINSON	115.9				12	COLLINS	120.0	16	LEIGH	105.1
7	20	SWANN	115.1				5	JONES	120.0	7	ATKINS	105.0
8	2	NIXON	114.5				14	TINKER	119.8	17	SHELTON	104.6
9	15	IRWIN	114.3				22	SEABRIGHT	119.6	4	OGDEN	104.5
10	13	CLARIDGE	113.7				2	NIXON	119.6	13	CLARIDGE	104.2
11	18	DAVIS	113.3				10	HART	119.6	20	SWANN	104.0
12	9	HART	112.9				20	SWANN	119.4	9	HART	104.0
13	10	HART	111.6				17	SHELTON	119.1	23	HORSMAN	103.7
14	6	LYONS	110.5				3	PINSON	118.7	3	PINSON	103.5
15	16	LEIGH	110.1				6	LYONS	118.5	10	HART	103.5
16	5	JONES	110.0				23	HORSMAN	118.3	18	DAVIS	103.5
17	17	SHELTON	109.6				18	DAVIS	118.1	6	LYONS	103.4
18	21	MAGUIRE	108.7				4	OGDEN	117.9	8	O'SHEA	102.9
19	14	TINKER	107.7				15	IRWIN	117.7	5	JONES	102.6
20	12	COLLINS	106.8				8	O'SHEA	117.5	15	IRWIN	101.5
21	8	O'SHEA	101.6				21	MAGUIRE	116.1	21	MAGUIRE	101.5
22	24	HOPPER	100.9				24	HOPPER	115.5	24	HOPPER	100.0

Weather / Track : Showers / Wet

Results can be found at www.tsl-timing.comDonington Park National
Circuit Length = 1.9790 miles
Start: 10:26 Flag 10:47 End: 10:49

Printed - 10:52 Sunday, 26 May 2019

MCRCB BULLETIN TK243

2019 Bennetts British Superbike Championship - Datatag Round 3

2019 British Talent Cup

RACE 6 - STATISTICS

Competitors Started 22
Planned Start 2019-05-26 @ 10:15:00.000
Actual Start 2019-05-26 @ 10:26:38.095
Finish Time 2019-05-26 @ 10:47:49.478
Track Length 1.9790mi.
Total Laps 349
Total Distance Covered 690.6944mi.

Session Fastest Lap History

NO	NAME	LAP TIME	TIME OF DAY	LAP	VEHICLE
23	Cameron HORSMAN	1:19.224	10:29:20.606	2	Honda
22	Fenton SEABRIGHT	1:19.009	10:29:20.776	2	Honda
22	Fenton SEABRIGHT	1:18.024	10:30:38.801	3	Honda
4	Scott OGDEN	1:17.980	10:37:11.373	8	Honda
4	Scott OGDEN	1:17.956	10:38:29.315	9	Honda
22	Fenton SEABRIGHT	1:17.910	10:38:29.763	9	Honda

Session Leader History

NO	NAME	FROM LAP	LAPS LED	DISTANCE	VEHICLE
23	Cameron HORSMAN	1	2	3.92 miles	Honda
22	Fenton SEABRIGHT	3	1	1.97 miles	Honda
23	Cameron HORSMAN	4	7	13.85 miles	Honda
4	Scott OGDEN	11	1	1.97 miles	Honda
23	Cameron HORSMAN	12	1	1.97 miles	Honda
4	Scott OGDEN	13	1	1.97 miles	Honda
23	Cameron HORSMAN	14	2	3.95 miles	Honda
4	Scott OGDEN	16	1	1.97 miles	Honda

Flag History

TYPE	TIME OF DAY
GREEN	10:26:38.095
FINISH	10:47:49.478

Flag Statistics

TYPE	COUNT	TOTAL LAPS	TOTAL TIME
Green	1	16	22:31.870
Red	0	0	0.000
Safety Car	0	0	0.000
FCY	0	0	0.000

Weather / Track : Showers / Wet

These results are provisional until the conclusion of any judicial and technical matters.

Donington Park National
Circuit Length = 1.9790 miles
Start: 10:26 Flag 10:47 End: 10:49

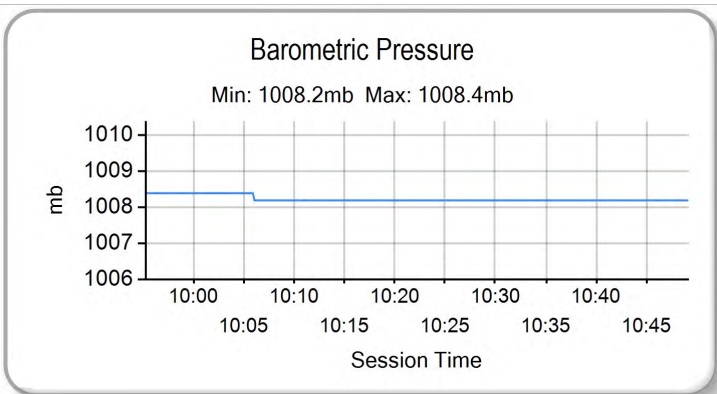
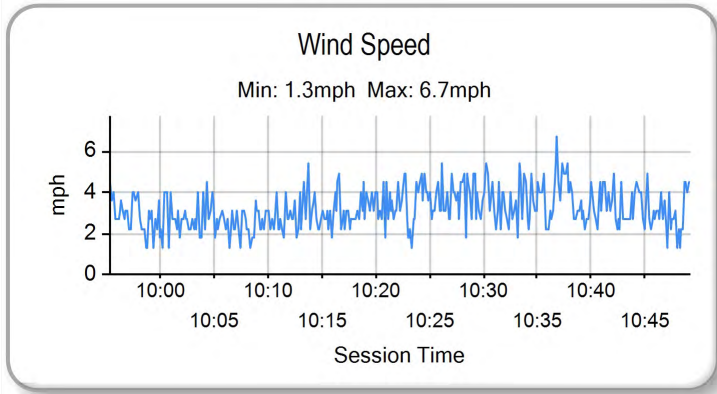
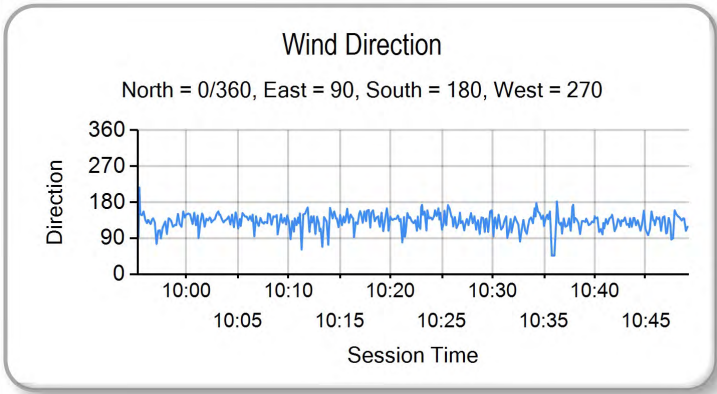
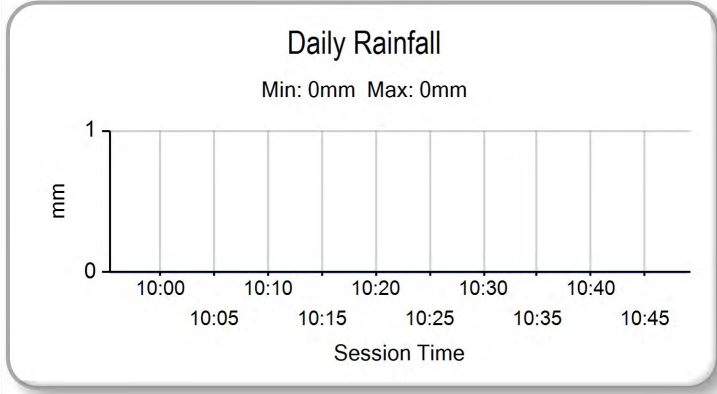
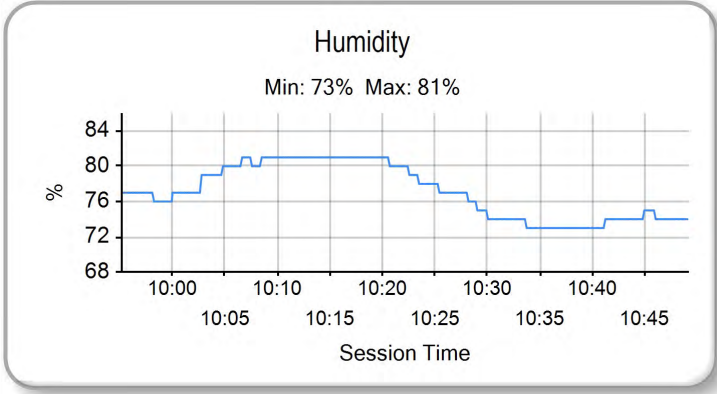
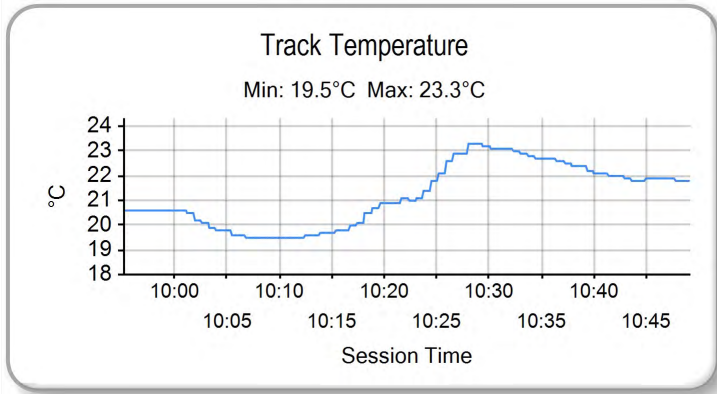
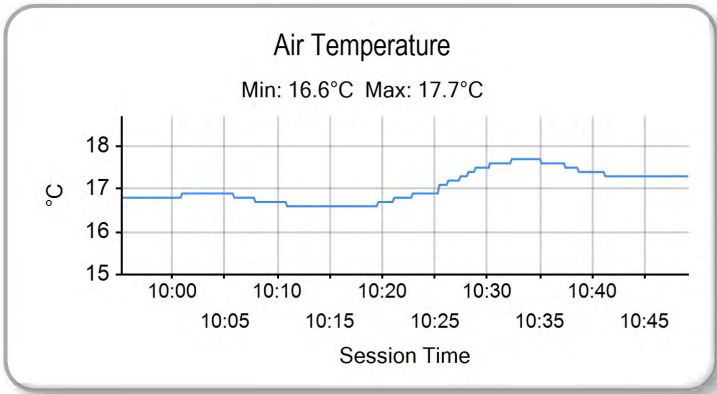
Race Director :	Stewards :	Timekeeper :
-----------------	------------	--------------

MCRCB BULLETIN TK244

2019 Bennetts British Superbike Championship - Datatag Round 3

2019 British Talent Cup

RACE 6 - WEATHER CONDITIONS



Weather / Track : Showers / Wet

Results can be found at www.tsl-timing.com

Donington Park National
Circuit Length = 1.9790 miles
Start: 10:26 Flag 10:47 End: 10:49

Printed - 10:53 Sunday, 26 May 2019

2019 British Talent Cup

RIDERS POINTS AFTER ROUND 4

		TOTAL	GAP	DIFF													Wins	Seconds	Thirds
					1	2	3	4	5	6	7	8	9	10	11	12			
					19th-21st April - BSB	Silverstone National	24th-26th May - BSB	Donington Park National	5th-7th July - WORLD SBK	Donington Park GP	19th-21st July - BSB	Snetterton 300	2nd-4th August - MOTO GP	Brno	23rd-25th August - MOTO GP	Silverstone GP			
1	Scott OGDEN	86			25	16	20	25									2	1	1
2	Cameron HORSMAN	66	20		16	25	25										2	0	1
3	Fenton SEABRIGHT	44	42	22		8	16	20									0	1	1
4	Rhys IRWIN	41	45	3	11	11	13	6									0	0	0
5	Jack HART	39	47	2		20	11	8									0	1	0
6	Scott SWANN	39	47	0	8	7	8	16									0	0	1
7	Brian HART	37	49	2	20		6	11									0	1	0
8	Jack NIXON	35	51	2		13	9	13									0	0	0
9	Harvey CLARIDGE	33	53	2	7	9	7	10									0	0	0
10	Charlie ATKINS	25	61	8	10	5	10										0	0	0
11	Charlie FARRER	23	63	2	13	10											0	0	0
12	Jamie DAVIS	19	67	4	9	6	4										0	0	0
13	Jamie LYONS	15	71	4	3	2	3	7									0	0	0
14	Elliott PINSON	14	72	1			5	9									0	0	0
15	Torin COLLINS	12	74	2	6	4		2									0	0	0
16	Corey TINKER	12	74	0	5	3		4									0	0	0
17	Osian JONES	6	80	6	4		1	1									0	0	0
18	Ross MAGUIRE	5	81	1				5									0	0	0
19	Zak SHELTON	5	81	0			2	3									0	0	0
20	William LATHROPE	2	84	3	2												0	0	0
21	Harry LEIGH	2	84	0	1	1											0	0	0
22		0	86	2													0	0	0
23		0	86	0													0	0	0
24		0	86	0													0	0	0