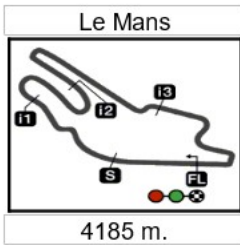


Results and timing service provided by **TISSOT**

**CEV Repsol**

**FIM Moto3 Junior World Championship**  
**Race**  
**Classification after 17 laps = 71.145 km**

<i>Pos</i>		<i>Rider</i>	<i>Nation</i>	<i>Team</i>	<i>Motorcycle</i>	<i>Total Time</i>	<i>Km/h</i>	<i>Gap</i>
1	25	33 <b>Yuki KUNII</b>	JPN	Asia Talent Team	HONDA	<b>31'44.637</b>	134.4	
2	20	20 <b>José Julián GARCÍA</b>	SPA	Fau55 El Señor de las Bolsas	KTM	<b>31'52.200</b>	133.9	7.563
3	16	52 <b>Jeremy ALCOBA</b>	SPA	Laglisse Academy	HUSQVARNA	<b>31'52.293</b>	133.9	7.656
4	13	96 <b>Daniel HOLGADO</b>	SPA	Junior Team Estrella Galicia 0,	HONDA	<b>31'52.595</b>	133.9	7.958
5	11	7 <b>Barry BALTUS</b>	BEL	Sama Qatar Angel Nieto Team	KTM	<b>31'52.757</b>	133.9	8.120
6	10	99 <b>Carlos TATAY</b>	SPA	Fundación Andreas Pérez 77	KTM	<b>31'53.121</b>	133.8	8.484
7	9	24 <b>Xavier ARTIGAS</b>	SPA	Leopard Impala Junior Team	HONDA	<b>31'57.031</b>	133.6	12.394
8	8	53 <b>Deniz ÖNCÜ</b>	TUR	Red Bull KTM Ajo	KTM	<b>31'57.404</b>	133.5	12.767
9	7	25 <b>Adrián FERNÁNDEZ</b>	SPA	Laglisse Academy	HUSQVARNA	<b>31'59.069</b>	133.5	14.432
10	6	76 <b>Julián GIRAL</b>	SPA	Junior Team Estrella Galicia 0,	HONDA	<b>31'59.182</b>	133.4	14.545
11	5	73 <b>Maximilian KOFLER</b>	AUT	Sama Qatar Angel Nieto Team	KTM	<b>32'00.608</b>	133.3	15.971
12	4	50 <b>Jason DUPASQUIER</b>	SWI	H43-CarXpert-Blumaq-KTM	KTM	<b>32'00.808</b>	133.3	16.171
13	3	3 <b>Kevin ZANNONI</b>	ITA	RGR TM Racing Factory Team	TM	<b>32'02.757</b>	133.2	18.120
14	2	28 <b>Matteo BERTELLE</b>	ITA	SIC 58 Squadra Corse	HONDA	<b>32'04.567</b>	133.0	19.930
15	1	67 <b>Gerard RIU</b>	SPA	Baiko Racing Team	KTM	<b>32'04.797</b>	133.0	20.160
16		38 <b>David SALVADOR</b>	SPA	Cuna de Campeones	MIR	<b>32'07.454</b>	133.1	22.817
17		22 <b>Aarón POLANCO</b>	SPA	Cuna De Campeones	KTM	<b>32'08.621</b>	132.8	23.984
18		30 <b>Max COOK</b>	GBR	British Talent Team	HONDA	<b>32'09.572</b>	132.7	24.935
19		83 <b>Meikon Yuji KAWAKAMI</b>	BRA	Fundación Andreas Pérez 77	KTM	<b>32'10.507</b>	132.6	25.870
20		32 <b>Haruki NOGUCHI</b>	JPN	Asia Talent Team	HONDA	<b>32'14.228</b>	132.4	29.591
21		82 <b>Stefano NEPA</b>	ITA	Fundación Andreas Pérez 77	KTM	<b>32'19.459</b>	132.0	34.822



Results and timing service provided by **TISSOT**

**CEV Repsol**

**FIM Moto3 Junior World Championship**  
**Race**  
**Classification after 17 laps = 71.145 km**

Pos	Rider	Nation	Team	Motorcycle	Total Time	Km/h	Gap
-----	-------	--------	------	------------	------------	------	-----

Race condition: **Wet**  
 Air: 15°  
 Humidity: 84%  
 Ground: 17°

Pole Position:		<b>Yuki KUNII</b>	<b>1'42.609</b>	146.8 Km/h
Fastest Lap:	Lap 17	<b>Julián GIRAL</b>	<b>1'48.813</b>	138.4 Km/h
Best Race Lap:	2018	<b>Ai OGURA</b>	<b>1'43.396</b>	145.7 Km/h
All Time Lap Record:	2019	<b>Yuki KUNII</b>	<b>1'42.609</b>	146.8 Km/h

16:15'00

16:28'15

16:31'11

16:31'41 Meikon Yuji KAWAKAMI  
 16:32'08 Meikon Yuji KAWAKAMI  
 16:32'52 Nicola Fabio CARRARO  
 16:32'52 Mrio SURYO AJI  
 16:34'00 Ryan VAN DE LAGEMAAT  
 16:34'45 Ryan VAN DE LAGEMAAT  
 16:35'44 Ryusei YAMANAKA  
 16:35'58 Ryan VAN DE LAGEMAAT  
 16:36'25 Ryusei YAMANAKA

**16:37'06 Iñigo IGLESIAS**

**16:37'13 Iñigo IGLESIAS**

16:43'01 Iñigo IGLESIAS  
 16:43'03 Davide PIZZOLI  
 16:43'27 Iñigo IGLESIAS  
 16:48'00 Adrián FERNÁNDEZ

**SIGHTING LAP START**

**WARM UP LAP START**

**RACE START**


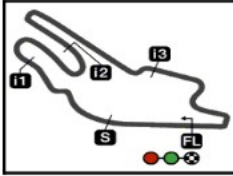
crashed out - Rider OK  
 re-joined race  
 crashed out - Rider OK  
 crashed out - Rider OK  
 crashed out - Rider OK  
 re-joined race  
 crashed out - Rider OK  
 entered pits and retired  
 re-joined race

**jump start**

**ride through penalty**

entered pits for ride through  
 entered pits and retired  
 re-joined race  
 Track limits warning

Le Mans


Results and timing service provided by  **TISSOT****CEV Repsol**

4185 m.

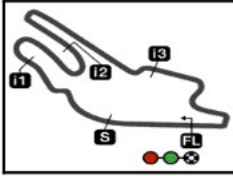
**FIM Moto3 Junior World Championship****Race****Top Speed & Average**

<i>Rider</i>	<i>Nation</i>	<i>Motorcycle</i>	<i>Top 5 speeds</i>					<i>Average</i>	<i>Top</i>
30 <b>Max COOK</b>	GBR	HONDA	212.0	211.1	210.0	208.3	207.7	209.8	<b>212.0</b>
53 <b>Deniz ÖNCÜ</b>	TUR	KTM	211.7	209.3	207.3	207.2	206.9	208.5	<b>211.7</b>
38 <b>David SALVADOR</b>	SPA	MIR	211.3	210.3	208.2	207.8	207.3	209.0	<b>211.3</b>
65 <b>Hikaru ARITA</b>	JPN	HONDA	210.7	209.2	208.6	208.1	207.0	208.7	<b>210.7</b>
67 <b>Gerard RIU</b>	SPA	KTM	210.4	209.9	209.7	208.5	208.4	209.4	<b>210.4</b>
28 <b>Matteo BERTELLE</b>	ITA	HONDA	210.3	208.8	208.0	206.9	206.5	208.1	<b>210.3</b>
76 <b>Julián GIRAL</b>	SPA	HONDA	210.3	209.8	209.2	208.8	208.6	209.3	<b>210.3</b>
22 <b>Aarón POLANCO</b>	SPA	KTM	210.2	209.0	208.8	207.3	206.7	208.4	<b>210.2</b>
25 <b>Adrián FERNÁNDEZ</b>	SPA	HUSQVARNA	210.1	209.7	209.3	207.7	207.6	208.7	<b>210.1</b>
73 <b>Maximilian KOFLER</b>	AUT	KTM	209.8	207.5	206.2	205.5	205.2	206.8	<b>209.8</b>
32 <b>Haruki NOGUCHI</b>	JPN	HONDA	209.6	209.5	208.2	207.8	207.6	208.5	<b>209.6</b>
24 <b>Xavier ARTIGAS</b>	SPA	HONDA	209.3	208.4	208.2	208.2	207.8	208.4	<b>209.3</b>
31 <b>Billy VAN EERDE</b>	AUS	HONDA	209.1	208.9	208.3	208.2	207.6	208.4	<b>209.1</b>
36 <b>Izam IKMAL</b>	MAL	HONDA	208.2	207.5	207.0	206.8	206.6	207.2	<b>208.2</b>
96 <b>Daniel HOLGADO</b>	SPA	HONDA	208.2	207.8	207.7	207.7	207.6	207.7	<b>208.2</b>
6 <b>Ryusei YAMANAKA</b>	JPN	HONDA	208.2	204.0	202.4	201.9	201.6	203.6	<b>208.2</b>
50 <b>Jason DUPASQUIER</b>	SWI	KTM	208.1	207.9	207.2	206.7	206.0	207.2	<b>208.1</b>
27 <b>Álex DíEZ</b>	SPA	HONDA	208.0	207.5	207.2	207.0	206.0	207.1	<b>208.0</b>
88 <b>Matteo PATACCA</b>	ITA	HONDA	207.3	207.2	206.5	205.7	205.4	206.4	<b>207.3</b>
99 <b>Carlos TATAY</b>	SPA	KTM	207.3	206.5	206.2	206.2	206.0	206.4	<b>207.3</b>
82 <b>Stefano NEPA</b>	ITA	KTM	207.2	206.9	206.6	206.1	205.9	206.5	<b>207.2</b>
23 <b>Davide PIZZOLI</b>	ITA	HONDA	207.0	206.1	204.8	204.2	204.0	205.2	<b>207.0</b>
18 <b>Ryan VAN DE LAGEMAAT</b>	NED	KTM	207.0	174.8				190.9	<b>207.0</b>

Le Mans

Results and timing service provided by 

CEV Repsol




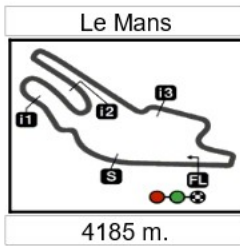
4185 m.

## FIM Moto3 Junior World Championship

### Race

### Fastest Laps Sequence

Lap	Race Time	 Rider	Nation	Motorcycle	Time	Km/h	Riders's Lap
2	3'49.758	33 Yuki KUNII	JPN	HONDA	1'53.766	132.4	2
3	5'42.228	33 Yuki KUNII	JPN	HONDA	1'52.470	133.9	3
4	7'34.515	33 Yuki KUNII	JPN	HONDA	1'52.287	134.1	4
5	9'26.258	33 Yuki KUNII	JPN	HONDA	1'51.743	134.8	5
8	15'30.263	30 Max COOK	GBR	HONDA	1'51.603	134.9	8
9	17'11.482	25 Adrián FERNÁNDEZ	SPA	HUSQVARNA	1'51.222	135.4	9
10	19'02.617	25 Adrián FERNÁNDEZ	SPA	HUSQVARNA	1'51.135	135.5	10
10	19'04.491	53 Deniz ÖNCÜ	TUR	KTM	1'50.067	136.8	10
14	26'28.400	53 Deniz ÖNCÜ	TUR	KTM	1'49.803	137.2	14
14	26'30.893	76 Julián GIRAL	SPA	HONDA	1'49.451	137.6	14
17	31'57.404	53 Deniz ÖNCÜ	TUR	KTM	1'49.016	138.1	17
17	31'59.182	76 Julián GIRAL	SPA	HONDA	1'48.813	138.4	17



Results and timing service provided by **TISSOT**

**CEV Repsol**

**FIM Moto3 Junior World Championship**  
**Race**  
**Chronological Analysis of Performances**

\* Lap / Sector time cancelled

T1 Time from finish line to 1st intermediate

T3 Time from 2nd intermed. to 3rd intermed.

P Crossing the finish line in pit lane

T2 Time from 1st intermed. to 2nd intermed.

T4 Time from 3rd intermediate to finish line

Lap	Lap Time	T1	T2	T3	T4	Speed	Lap	Lap Time	T1	T2	T3	T4	Speed	
<b>1st</b>	<b>33</b>	<b>Yuki KUNII</b>						Asia Talent Team JPN						
1	1'55.992	29.036	25.928	32.079	28.949	157.9	5	1'52.871	26.739	25.282	31.863	28.987	204.1	
2	1'53.766	27.093	25.758	31.979	28.936	202.2	6	1'52.730	26.746	25.178	31.818	28.988	203.3	
3	1'52.470	26.589	25.396	31.747	28.738	202.8	7	1'52.569	26.753	25.024	31.772	29.020	203.8	
4	1'52.287	26.720	25.259	31.723	28.585	203.3	8	1'52.215	26.637	24.963	31.646	28.969	203.6	
5	1'51.743	26.504	25.132	31.596	28.511	203.3	9	1'52.649	26.867	25.056	31.820	28.906	202.7	
6	1'52.450	26.399	25.508	31.780	28.763	202.9	10	1'52.484	26.753	25.216	31.570	28.945	202.3	
7	1'51.961	26.541	25.103	31.562	28.755	203.0	11	1'51.896	26.394	24.827	31.811	28.864	206.1	
8	1'51.849	26.552	25.070	31.474	28.753	202.4	12	1'51.641	26.422	24.832	31.544	28.843	206.7	
9	1'51.758	26.410	25.073	31.483	28.792	202.5	13	1'51.625	26.399	25.123	31.436	28.667	202.7	
10	1'51.450	26.356	25.097	31.388	28.609	202.3	14	1'51.042	26.428	24.711	31.283	28.620	204.8	
11	1'51.495	26.344	25.280	31.320	28.551	202.5	15	1'50.590	26.195	24.584	31.235	28.576	207.0	
12	1'51.343	26.361	25.038	31.314	28.630	201.6	16	1'50.805	26.191	24.635	31.279	28.700	205.5	
13	1'51.620	26.398	25.056	31.371	28.795	202.2	17	1'51.348	26.496	24.584	31.418	28.850	203.3	
14	1'50.974	26.232	24.868	31.245	28.629	202.8	<b>4th 96 Daniel HOLGADO</b>						Junior Team Estrella SPA	
15	1'50.862	26.195	24.902	31.108	28.657	203.0	1	1'57.824	30.332	26.064	32.136	29.292	166.6	
16	1'51.471	26.067	25.226	31.421	28.757	202.8	2	1'54.137	26.905	25.910	32.004	29.318	205.4	
17	1'51.146	26.074	24.755	31.337	28.980	203.0	3	1'53.371	26.592	25.627	31.798	29.354	206.9	
							4	1'53.338	26.695	25.683	31.769	29.191	207.7	
							5	1'53.196	26.675	25.621	31.847	29.053	207.6	
<b>José Julián GARCÍ</b>							Fau55 El Señor de las SPA							

## Race

## CEV Repsol

Lap	Lap Time	T1	T2	T3	T4	Speed	Lap	Lap Time	T1	T2	T3	T4	Speed
11	1'52.193	26.619	25.152	31.605	28.817	203.4	7	1'54.515	27.060	25.637	32.262	29.556	204.9
12	1'51.836	26.453	25.020	31.423	28.940	204.8	8	1'52.613	26.652	25.174	31.827	28.960	207.3
13	1'51.502	26.311	25.037	31.412	28.742	204.0	9	1'51.719	26.477	24.986	31.365	28.891	209.3
14	1'51.310	26.383	24.904	31.220	28.803	202.5	10	1'50.067	25.989	24.451	31.221	28.406	204.8
15	1'51.184	26.301	24.778	31.285	28.820	202.7	11	1'52.878	25.994	24.572	33.660	28.652	205.6
16	1'50.500	26.192	24.623	31.151	28.534	204.0	12	1'50.438	25.897	24.780	31.258	28.503	205.7
17	1'50.990	26.128	24.730	31.042	29.090	204.5	13	1'50.790	25.980	25.097	31.018	28.695	205.3
14	1'49.803	25.853	24.609	30.929	28.412	206.3	14	1'49.803	25.853	24.609	30.929	28.412	206.3
15	1'49.496	25.863	24.459	30.790	28.384	206.1	15	1'49.496	25.863	24.459	30.790	28.384	206.1
16	1'50.492	26.708	24.666	30.783	28.335	211.7	16	1'50.492	26.708	24.666	30.783	28.335	211.7
17	1'49.016	25.729	24.293	30.683	28.311	206.8	17	1'49.016	25.729	24.293	30.683	28.311	206.8
<b>6th 99 Carlos TATAY</b> Fundación Andreas P SPA							<b>9th 25 Adrián FERNÁNDEZ</b> Laglisse Academy SPA						
1	1'58.660	30.128	26.041	32.636	29.855	163.8	1	2'03.306	32.193	26.687	34.195	30.231	174.0
2	1'54.395	26.854	25.659	32.076	29.806	205.2	2	1'56.405	27.611	26.053	32.869	29.872	209.7
3	1'54.578	27.188	25.626	32.050	29.714	202.8	3	1'55.676	27.610	26.145	32.508	29.413	210.1
4	1'53.919	26.554	25.663	31.972	29.730	205.1	4	1'54.080	26.904	25.628	32.296	29.252	207.6
5	1'53.987	26.613	25.511	32.196	29.667	204.9	5	1'53.509	26.998	25.322	31.931	29.258	205.9
6	1'53.190	26.387	25.385	31.890	29.528	205.7	6	1'52.806	26.591	24.891	32.002	29.322	207.0
7	1'53.014	26.438	25.397	31.966	29.213	206.2	7	1'52.563	26.649	25.044	31.729	29.141	207.5
8	1'52.522	26.362	25.143	31.661	29.356	206.2	8	1'51.915	26.577	24.785	31.538	29.015	205.1
9	1'51.922	26.307	24.918	31.555	29.142	203.4	9	1'51.222	26.386	24.882	31.167	28.787	205.0
10	1'51.838	26.252	25.010	31.553	29.023	203.7	10	1'51.135	26.199	24.712	31.414	28.810	206.4
11	1'51.215	26.103	24.779	31.433	28.900	203.6	11	1'51.065	26.060	24.793	31.289	28.923	206.6
12	1'51.145	26.128	24.761	31.360	28.896	204.4	12	1'50.238	26.133	24.408	30.993	28.704	204.9
13	1'50.941	26.048	24.626	31.399	28.868	204.5	13	1'50.516	26.103	24.492	31.174	28.747	206.9
14	1'50.709	26.051	24.622	31.112	28.924	205.1	14	1'51.112	26.108	24.689	30.993	29.322	207.7
15	1'50.477	26.050	24.557	31.056	28.814	206.5	15	1'50.450	26.264	24.575	30.868	28.743	206.7
16	1'50.538	26.160	24.589	30.977	28.812	206.0	16	1'50.264	26.066	24.479	31.040	28.679	207.6
17	1'50.071	25.887	24.392	30.975	28.817	207.3	17	1'50.007	26.061	24.525	31.001	28.220	200.2
<b>7th 24 Xavier ARTIGAS</b> Leopard Impala Junior SPA													
1	2'00.207	31.437	26.366	32.637	29.767	171.5							

## Race

## CEV Repsol

Lap	Lap Time	T1	T2	T3	T4	Speed	Lap	Lap Time	T1	T2	T3	T4	Speed
3	<b>1'53.603</b>	26.939	25.540	32.012	29.112	204.3	<b>14th 28</b>	<b>Matteo BERTELLE</b>	SIC 58 Squadra Cors				ITA
4	<b>1'53.959</b>	26.964	25.628	32.129	29.238	205.0	1	<b>2'01.876</b>	32.052	26.746	33.190	29.888	169.3
5	<b>1'53.523</b>	26.811	25.509	32.032	29.171	202.9	2	<b>1'55.871</b>	27.189	26.063	32.570	30.049	206.3
6	<b>1'53.297</b>	26.707	25.330	32.060	29.200	204.8	3	<b>1'55.378</b>	27.165	25.907	32.568	29.738	204.3
7	<b>1'53.411</b>	26.759	25.560	31.985	29.107	203.8	4	<b>1'54.535</b>	26.917	25.644	32.343	29.631	204.5
8	<b>1'53.570</b>	26.717	25.247	32.248	29.358	203.4	5	<b>1'54.098</b>	26.822	25.542	32.285	29.449	205.1
9	<b>1'52.353</b>	26.550	25.232	31.620	28.951	204.8	6	<b>1'54.312</b>	26.547	25.540	32.519	29.706	205.4
10	<b>1'51.828</b>	26.303	25.118	31.497	28.910	204.9	7	<b>1'53.742</b>	26.721	25.728	32.039	29.254	206.9
11	<b>1'51.473</b>	26.281	24.889	31.438	28.865	205.0	8	<b>1'52.755</b>	26.541	25.176	31.919	29.119	205.0
12	<b>1'51.469</b>	26.263	24.811	31.425	28.970	204.8	9	<b>1'52.495</b>	26.526	25.399	31.550	29.020	205.2
13	<b>1'52.074</b>	26.210	25.420	31.446	28.998	205.2	10	<b>1'51.802</b>	26.338	24.971	31.545	28.948	204.5
14	<b>1'52.136</b>	26.472	24.992	31.393	29.279	204.2	11	<b>1'51.776</b>	26.415	24.869	31.556	28.936	204.2
15	<b>1'51.672</b>	26.441	24.911	31.391	28.929	207.5	12	<b>1'51.597</b>	26.208	24.759	31.773	28.857	205.1
16	<b>1'51.868</b>	26.730	24.961	31.341	28.836	205.5	13	<b>1'51.674</b>	26.473	24.868	31.400	28.933	204.8
17	<b>1'51.244</b>	26.238	24.751	31.372	28.883	206.2	14	<b>1'51.183</b>	26.291	24.806	31.235	28.851	206.5
<b>12th 50 Jason DUPASQUIE</b> H43-CarXpert-Blumaq SWI							15	<b>1'51.029</b>	26.262	25.014	31.066	28.687	210.3
1	<b>1'59.854</b>	30.943	26.151	32.624	30.136	165.8	16	<b>1'50.106</b>	26.016	24.526	31.035	28.529	208.0
2	<b>1'54.636</b>	27.178	25.701	32.543	29.214	205.1	17	<b>1'50.338</b>	25.990	24.524	30.973	28.851	208.8
3	<b>1'54.149</b>	27.038	26.150	31.999	28.962	205.6	<b>15th 67 Gerard RIU</b> Baiko Racing Team SPA						
4	<b>1'53.630</b>	26.681	25.470	32.126	29.353	203.2	1	<b>2'06.186</b>	31.324	26.444	37.546	30.872	163.1
5	<b>1'53.557</b>	26.723	25.572	32.018	29.244	202.5	2	<b>1'57.127</b>	27.807	26.869	32.682	29.769	208.5
6	<b>1'53.590</b>	26.515	25.508	32.237	29.330	205.1	3	<b>1'55.071</b>	27.434	26.015	32.136	29.486	206.9
7	<b>1'52.925</b>	26.470	25.497	31.830	29.128	206.7	4	<b>1'55.179</b>	27.053	26.120	32.589	29.417	204.5
8	<b>1'52.664</b>	26.429	25.321	31.647	29.267	205.9	5	<b>1'54.244</b>	27.135	25.582	32.179	29.348	209.9
9	<b>1'52.537</b>	26.662	25.214	31.651	29.010	205.4	6	<b>1'53.051</b>	26.654	25.441	31.974	28.982	208.4
10	<b>1'52.062</b>	26.430	25.049	31.687	28.896	203.7	7	<b>1'52.352</b>	26.314	25.300	31.760	28.978	208.2
11	<b>1'51.686</b>	26.454	24.935	31.566	28.731	203.1	8	<b>1'52.050</b>	26.402	25.183	31.562	28.903	204.5
12	<b>1'51.568</b>	26.349	24.843	31.491	28.885	203.1							
13	<b>1'51.800</b>	26.268	24.804	31.440	29.100	203.5							

## Race

## CEV Repsol

Lap	Lap Time	T1	T2	T3	T4	Speed	Lap	Lap Time	T1	T2	T3	T4	Speed
15	1'50.926	26.510	24.713	31.108	28.595	207.3	11	1'51.243	26.272	24.843	31.405	28.723	204.5
16	1'50.064	26.093	24.451	31.020	28.500	204.5	12	1'51.499	26.359	24.713	31.456	28.971	206.1
17	1'50.190	25.913	24.570	31.178	28.529	207.8	13	1'51.556	26.404	24.740	31.515	28.897	202.2
<b>17th 22 Aarón POLANCO</b> Cuna De Campeones SPA													
1	2'04.953	33.598	26.890	33.763	30.702	174.9	14	1'51.514	26.344	24.836	31.492	28.842	202.6
2	1'57.842	28.376	26.585	33.002	29.879	204.0	15	1'52.415	26.651	25.158	31.636	28.970	204.1
3	1'55.749	27.597	25.835	32.609	29.708	200.4	16	1'51.450	26.359	24.893	31.410	28.788	202.9
4	1'55.138	27.208	25.878	32.807	29.245	204.7	17	1'51.307	26.373	24.725	31.371	28.838	203.6
5	1'54.650	27.232	25.715	32.207	29.496	210.2	<b>20th 32 Haruki NOGUCHI</b> Asia Talent Team JPN						
6	1'54.214	26.868	25.794	32.105	29.447	209.0	1	2'02.755	32.340	26.704	33.509	30.202	169.4
7	1'53.013	26.625	25.160	32.402	28.826	206.7	2	1'56.140	27.304	26.398	32.577	29.861	209.6
8	1'52.485	26.471	25.775	31.620	28.619	202.2	3	1'56.043	27.357	26.216	32.697	29.773	206.5
9	1'51.797	26.414	24.862	31.776	28.745	201.8	4	1'55.210	26.971	25.976	32.848	29.415	204.6
10	1'51.160	26.433	24.760	31.444	28.523	203.4	5	1'53.992	26.825	25.600	32.235	29.332	206.6
11	1'51.149	26.186	24.757	31.421	28.785	204.8	6	1'54.008	26.746	25.682	32.312	29.268	206.6
12	1'51.452	26.071	25.003	31.523	28.855	205.4	7	1'53.668	26.874	25.501	32.054	29.239	208.2
13	1'51.309	26.170	24.875	31.335	28.929	205.2	8	1'53.219	26.838	25.456	31.879	29.046	209.5
14	1'51.610	26.301	24.929	31.466	28.914	208.8	9	1'52.832	26.598	25.493	31.590	29.151	206.7
15	1'51.501	26.049	24.914	31.422	29.116	207.3	10	1'52.334	26.576	25.148	31.689	28.921	207.6
16	1'50.369	26.265	24.554	31.076	28.474	206.6	11	1'51.714	26.361	25.272	31.321	28.760	206.7
17	1'50.230	26.216	24.493	31.042	28.479	202.4	12	1'51.461	26.220	24.962	31.529	28.750	206.6
<b>18th 30 Max COOK</b> British Talent Team GBR													
1	2'14.326	31.733	26.713			169.8	13	1'51.409	26.263	24.906	31.328	28.912	207.2
2	1'57.051	27.657	26.869	33.128	29.397	203.6	14	1'51.530	26.342	24.935	31.466	28.787	206.4
3	1'54.896	27.130	26.328	32.436	29.002	204.8	15	1'54.619	26.153	24.926			207.8
4	1'53.176	26.487	25.801	32.057	28.831	205.7	16	1'51.337	26.223	24.968	31.307	28.839	205.8
5	1'53.762	26.552	25.751	32.739	28.720	207.7	17	1'51.957	26.238	25.030	31.737	28.952	206.4
							<b>21st 82 Stefano NEPA</b> Fundación Andreas P ITA						
							1	2'00.543	31.629	26.330	32.832	29.752	173.0



# Race

# CEV Repsol

Lap	Lap Time	T1	T2	T3	T4	Speed	Lap	Lap Time	T1	T2	T3	T4	Speed
7	<b>1'53.900</b>	26.642	25.464	32.398	29.396	206.2	3	<b>1'56.909</b>	27.751	26.204	32.765	30.189	208.2
8	<b>1'53.212</b>	26.623	25.697	31.721	29.171	207.0	4	<b>1'56.134</b>	27.536	25.791	32.779	30.028	206.6
9	<b>1'55.020</b>	26.539	25.372	33.634	29.475	206.0	5	<b>1'56.114</b>	27.425	26.496	32.611	29.582	207.5
10	<b>1'53.346</b>	26.550	25.137	32.199	29.460	204.3	6	<b>1'54.681</b>	27.320	25.884	32.122	29.355	206.8
11	<b>1'53.770</b>	26.532	25.630	32.171	29.437	204.0	7	<b>1'55.299</b>	27.286	25.606	33.000	29.407	205.2
12	<b>1'53.845</b>	26.989	25.424	32.090	29.342	202.9	8	<b>1'54.018</b>	27.264	25.405	31.879	29.470	203.5
13	<b>1'52.864</b>	26.557	25.301	31.804	29.202	205.6	9	<b>1'54.045</b>	27.089	25.406	31.803	29.747	203.2
14	<b>1'52.513</b>	26.387	25.188	31.879	29.059	206.3	10	<b>1'53.462</b>	27.109	25.215	31.796	29.342	207.0
15	<b>1'52.512</b>	26.337	25.364	31.788	29.023	206.5	11	<b>1'52.962</b>	26.916	25.201	31.639	29.206	203.8
16	<b>1'53.072</b>	26.425	25.380	31.908	29.359	204.0	12	<b>1'52.868</b>	26.755	25.232	31.753	29.128	203.5
17	<b>1'52.638</b>	26.364	25.325	31.885	29.064	204.7	13	<b>1'52.962</b>	26.624	25.138	31.791	29.409	204.2
<b>23rd 88 Matteo PATACCA</b> SIC 58 Squadra Cors ITA							14	<b>1'53.046</b>	26.699	25.189	31.742	29.416	205.7
1	<b>2'03.482</b>	32.334	26.927	33.915	30.306	174.8	15	<b>1'52.165</b>	26.724	24.894	31.471	29.076	204.6
2	<b>1'57.195</b>	27.614	26.640	33.051	29.890	205.1	16	<b>1'53.641</b>	27.096	25.159	31.741	29.645	203.9
3	<b>1'56.624</b>	27.162	26.639	32.887	29.936	204.2	17	<b>1'53.422</b>	26.901	25.228	31.752	29.541	200.4
4	<b>1'55.798</b>	27.222	26.141	32.773	29.662	207.3	<b>26th 31 Billy VAN EERDE</b> Asia Talent Team AUS						
5	<b>1'55.059</b>	26.971	26.051	32.567	29.470	205.2	1	<b>2'06.494</b>	34.236	27.250	33.732	31.276	180.6
6	<b>1'54.695</b>	26.802	26.258	32.027	29.608	207.2	2	<b>1'58.630</b>	28.159	26.623	33.416	30.432	206.0
7	<b>1'54.350</b>	26.819	25.911	32.097	29.523	205.4	3	<b>1'56.652</b>	27.423	26.113	32.987	30.129	208.3
8	<b>1'53.819</b>	26.647	26.009	31.763	29.400	203.1	4	<b>1'55.738</b>	27.168	25.855	32.877	29.838	208.2
9	<b>1'53.642</b>	26.590	25.693	31.880	29.479	202.5	5	<b>1'55.496</b>	27.508	25.900	32.428	29.660	208.9
10	<b>1'53.307</b>	26.398	25.607	31.840	29.462	203.6	6	<b>1'54.479</b>	27.090	25.668	32.419	29.302	205.4
11	<b>1'53.563</b>	26.496	25.852	31.998	29.217	202.8	7	<b>1'54.309</b>	26.856	25.416	32.294	29.743	206.5
12	<b>1'53.128</b>	26.457	25.527	31.852	29.292	206.5	8	<b>1'53.771</b>	26.696	25.464	32.102	29.509	206.0
13	<b>1'52.895</b>	26.662	25.465	31.628	29.140	199.7	9	<b>1'53.992</b>	26.817	25.612	32.047	29.516	204.2
14	<b>1'52.882</b>	26.504	25.378	31.724	29.276	200.1	10	<b>1'53.778</b>	26.832	25.442	32.158	29.346	203.5
15	<b>1'53.003</b>	26.683	25.481	31.619	29.220	199.7	11	<b>1'53.440</b>	26.696	25.316	32.139	29.289	204.6
16	<b>1'52.921</b>	26.281	25.349	31.881	29.410	203.2	12	<b>1'53.523</b>	26.785	25.287	32.081	29.370	203.2
17	<b>1'52.647</b>	26.331	25.344	31.818	29.154	205.7	13	<b>1'53.210</b>	26.503	25.245	31.983	29.470	204.6

## Race

## CEV Repsol

Lap	Lap Time	T1	T2	T3	T4	Speed	Lap	Lap Time	T1	T2	T3	T4	Speed						
<b>28th</b>	<b>54</b>	<b>Ondrej VOSTATEK</b> Igax Team				CZE	15	<b>1'54.467</b>	27.352	25.391	32.055	29.669	198.2						
							16	<b>1'54.980</b>	27.265	25.428	32.657	29.630	196.6						
							17	<b>1'53.810</b>	27.228	25.257	32.149	29.176	196.3						
1	<b>2'06.044</b>	33.654	27.520	33.818	31.052	176.7	<b>31st</b>						<b>58</b>	<b>Iñigo IGLESIAS</b> Baiko Racing Team SPA					
2	<b>1'58.600</b>	28.143	26.783	33.154	30.520	202.9	1	<b>2'07.403</b>	33.984	27.439	34.630	31.350	183.0						
3	<b>1'56.913</b>	27.657	26.164	32.868	30.224	201.1	2	<b>1'58.506</b>	27.829	26.587	33.572	30.518	205.0						
4	<b>1'56.286</b>	27.573	25.933	32.852	29.928	202.5	3	<b>1'56.692</b>	27.336	26.192	33.064	30.100	204.2						
5	<b>1'56.811</b>	27.339	26.512	33.087	29.873	203.9	4	<b>1'55.953</b>	27.198	25.821	32.870	30.064	204.8						
6	<b>1'55.587</b>	27.119	25.676	32.619	30.173	203.2	5	<b>1'55.785</b>	27.062	25.962	32.830	29.931	205.1						
7	<b>1'56.940</b>	27.632	25.847	33.429	30.032	201.1	6	<b>1'53.136</b> P	27.070	25.771	32.576	27.719	205.8						
8	<b>1'55.626</b>	27.247	25.865	32.624	29.890	200.4	7	<b>2'30.819</b>	35.172	25.790	32.605	29.817							
9	<b>1'55.057</b>	27.150	25.644	32.355	29.908	199.0	8	<b>1'54.336</b>	26.886	25.318	32.419	29.713	203.2						
10	<b>1'55.268</b>	27.372	25.821	32.350	29.725	198.0	9	<b>1'53.756</b>	26.816	25.227	32.277	29.436	202.1						
11	<b>1'55.102</b>	27.251	25.690	32.352	29.809	200.4	10	<b>1'53.156</b>	26.673	25.187	32.014	29.282	202.3						
12	<b>1'54.332</b>	27.055	25.463	32.208	29.606	198.0	11	<b>1'52.597</b>	26.521	24.940	31.960	29.176	202.9						
13	<b>1'54.354</b>	27.136	25.476	32.140	29.602	198.2	12	<b>1'53.417</b>	26.756	25.167	32.074	29.420	203.6						
14	<b>1'54.640</b>	27.116	25.431	32.220	29.873	198.6	13	<b>1'53.298</b>	26.665	24.980	32.141	29.512	203.8						
15	<b>1'54.467</b>	27.140	25.361	32.087	29.879	199.9	14	<b>1'52.673</b>	26.382	25.185	31.861	29.245	205.5						
16	<b>1'54.824</b>	27.249	25.639	32.236	29.700	198.0	15	<b>1'52.436</b>	26.510	24.864	31.710	29.352	202.1						
17	<b>1'53.837</b>	27.119	25.306	31.891	29.521	199.0	16	<b>1'52.642</b>	26.452	24.939	31.923	29.328	205.7						
<b>29th</b>							<b>26</b>	<b>Luis Miguel VERDU</b> Laglisse Academy				SPA	17	<b>1'52.273</b>	26.471	24.897	31.800	29.105	207.0
1	<b>2'08.037</b>	34.435	27.625	34.171	31.806	178.7	<b>32nd</b>						<b>6</b>	<b>Ryusei YAMANAKA</b> Junior Team Estrella JPN					
2	<b>1'59.846</b>	28.365	26.933	33.540	31.008	203.1	1	<b>1'59.442</b>	30.770	26.237	32.562	29.873	167.8						
3	<b>1'59.132</b>	28.460	26.785	33.351	30.536	199.2	2	<b>1'54.828</b>	27.027	25.925	32.420	29.456	208.2						
4	<b>1'58.534</b>	27.984	26.287	33.597	30.666	198.7	3	<b>2'41.059</b>	27.104	1'07.398	36.126	30.431	204.0						
5	<b>1'57.478</b>	27.967	26.321	32.989	30.201	198.5	4	<b>1'56.268</b>	27.255	26.304	32.901	29.808	199.5						
6	<b>1'56.605</b>	27.902	26.074	32.775	29.854	198.2	5	<b>1'55.022</b>	26.794	25.963	32.696	29.569	201.5						
7	<b>1'55.716</b>	27.653	25.647	32.560	29.856	198.3													
8	<b>1'55.652</b>	27.783	25.773	32.491	29.605	197.8													

**Race****CEV Repsol**

Lap	Lap Time		T1	T2	T3	T4	Speed	Lap	Lap Time	T1	T2	T3	T4	Speed
2	2'43.784	P	27.136	1'05.044	40.832	30.772	207.0							

---

**35th 34** **Mrio SURYO AJI** Astra Honda Racing T INA

---

**unfinished** 32.041 26.489 168.7


---

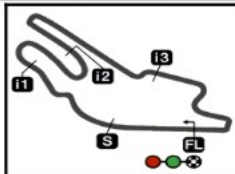
**36th 10** **Nicola Fabio CARR** RGR TM Racing Fact ITA

---

**unfinished** 32.177 26.506 172.0

Le Mans

Results and timing service provided by 



4185 m.

# FIM Moto3 Junior World Championship Official Starting Grid


# CEV Repsol

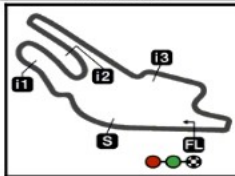
Race : 17 laps = 71.145 km



1	<b>1</b> 1'42.609 <b>33 Yuki KUNII</b> Honda	<b>2</b> 1'42.877 <b>52 Jeremy ALCOBA</b> Husqvarna	<b>3</b> 1'42.944 <b>23 Davide PIZZOLI</b> Honda
2	<b>4</b> 1'43.101 <b>20 José Julián GARCÍA</b> KTM	<b>5</b> 1'43.219 <b>99 Carlos TATAY</b> KTM	<b>6</b> 1'43.264 <b>76 Julián GIRAL</b> Honda
3	<b>7</b> 1'43.281 <b>53 Deniz ÖNCÜ</b> KTM	<b>8</b> 1'43.546 <b>67 Gerard RIU</b> KTM	<b>9</b> 1'43.710 <b>6 Ryusei YAMANAKA</b> Honda
4	<b>10</b> 1'43.735 <b>50 Jason DUPASQUIER</b> KTM	<b>11</b> 1'43.751 <b>96 Daniel HOLGADO</b> Honda	<b>12</b> 1'43.758 <b>3 Kevin ZANNONI</b> TM
5	<b>13</b> 1'43.975	<b>14</b>	<b>15</b>

Le Mans

Results and timing service provided by 



4185 m.

## FIM Moto3 Junior World Championship Official Starting Grid

# CEV Repsol

Race : 17 laps = 71.145 km

9

**25**  
1'44.642  
**18 Ryan VAN DE LAGEMAAT**  
KTM

**26**  
1'44.667  
**88 Matteo PATACCA**  
Honda

**27**  
1'44.673  
**38 David SALVADOR**  
MIR

10

**28**  
1'44.698  
**36 Izam IKMAL**  
Honda

**29**  
1'44.755  
**83 Meikon Yuji KAWAKAMI**  
KTM

**30**  
1'45.205  
**27 Álex DíEZ**  
Honda

11

**31**  
1'45.324  
**54 Ondrej VOSTATEK**  
KTM

**32**  
1'45.575  
**78 Idil MAHADI**  
Honda

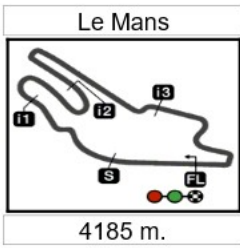
**33**  
1'45.579  
**58 Iñigo IGLESIAS**  
KTM

12

**34**  
1'45.646  
**31 Billy VAN EERDE**  
Honda

**35**  
1'46.875  
**26 Luis Miguel VERDUGO**  
Husqvarna

**36**  
1'47.223  
**13 Filip REHACEK**  
KTM



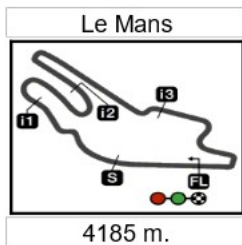
Results and timing service provided by **TISSOT**

**CEV Repsol**

**FIM Moto3 Junior World Championship**  
**Race**  
**Lap Chart**

Pos	1	2	3	4	5	6	7	8	9	10	11	12	13	14	15	16	17	18	19	20	21	22	23	24	25	26	27	28	29	30	31	32	33	34	35	36
Grid	33	52	23	20	99	76	53	67	6	50	96	3	28	73	7	34	65	24	30	32	82	10	25	22	18	88	38	36	83	27	54	78	58	31	26	13

<b>1</b>	33	52	20	96	7	99	53	73	6	3	50	24	82	23	76	28	65	18	32	38	25	88	36	22	78	27	54	67	31	58	13	26	83	30
<b>2</b>	33	20	52	96	7	99	73	6	50	3	24	53	82	28	23	32	76	38	25	65	88	22	78	67	27	36	54	83	31	58	13	26	30	18
<b>3</b>	33	20	52	7	96	73	99	50	3	24	82	53	28	23	32	25	38	76	65	88	67	22	78	83	27	36	54	31	58	13	30	26	6	
<b>4</b>	33	52	7	20	96	73	99	50	24	3	82	53	28	25	32	38	76	65	88	83	67	22	78	27	36	31	54	58	13	30	23	26	6	
<b>5</b>	33	52	7	20	96	73	99	50	24	3	82	53	28	25	32	38	83	76	67	65	88	22	78	31	30	36	27	58	54	13	23	26	6	
<b>6</b>	33	52	7	20	96	73	99	24	50	82	3	53	25	28	38	32	83	67	65	76	22	88	78	30	58	31	36	27	54	23	13	26	6	
<b>7</b>	33	52	7	20	96	73	99	24	50	82	3	25	28	53	38	32	67	83	22	65	76	88	30	78	31	36	27	54	13	26	6	58		
<b>8</b>	33	52	7	20	96	99	73	24	50	3	82	25	28	53	38	32	67	83	22	76	65	30	88	31	78	36	27	54	13	26	6	58		
<b>9</b>	33	52	20	7	96	99	73	24	50	3	82	25	53	28	67	38	83	32	76	22	30	65	88	31	78	27	36	54	13	26	6	58		
<b>10</b>	33	20	7	52	96	99	73	24	50	3	25	82	53	28	67	38	83	32	76	22	30	65	88	31	78	27	36	54	13	26	6	58		
<b>L</b> <b>a</b> <b>P</b> <b>S</b>	<b>11</b>	33	20	52	7	96	99	73	24	50	25	3	82	53	28	67	38	83	76	32	22	30	65	88	31	27	36	78	54	13	26	6	58	
<b>12</b>	33	52	20	7	96	99	73	24	50	25	3	53	28	82	67	76	38	83	32	22	30	88	65	31	27	36	78	54	13	26	6	58		
<b>13</b>	33	20	52	7	96	99	24	73	25	50	3	53	76	28	67	38	83	82	32	22	30	88	65	27	31	36	78	54	13	26	6	58		
<b>14</b>	33	20	52	7	96	99	24	25	73	50	53	3	76	67	38	28	83	32	22	30	82	88	65	27	36	31	78	54	13	26	6	58		
<b>15</b>	33	20	52	96	7	99	24	25	73	50	53	76	3	67	38	28	83	22	30	32	82	65	88	27	36	31	78	54	13	26	6	58		
<b>16</b>	33	52	20	96	7	99	24	25	53	73	50	76	3	67	38	28	22	83	30	32	82	65	88	27	36	31	78	54	13	26	6	58		
<b>17</b>	33	20	52	96	7	99	24	25	53	76	73	50	3	38	28	67	22	30	83	32	82	65	88	27	36	31	78	54	13	26	58	6		



Results and timing service provided by **TISSOT**

**CEV Repsol**

**FIM Moto3 Junior World Championship**  
**Race**  
**Fastest Lap of Each Rider**

	<i>Rider</i>	<i>Nation</i>	<i>Team</i>	<i>Motorcycle</i>	<i>Time</i>	<i>Lap Total</i>	<i>Gap</i>
1	76 <b>Julián GIRAL</b>	SPA	Junior Team Estrella Galicia 0,	HONDA	<b>1'48.813</b>	17 17	
2	53 <b>Deniz ÖNCÜ</b>	TUR	Red Bull KTM Ajo	KTM	<b>1'49.016</b>	17 17	0.203 0.203
3	38 <b>David SALVADOR</b>	SPA	Cuna de Campeones	MIR	<b>1'50.064</b>	16 17	1.251 1.048
4	99 <b>Carlos TATAY</b>	SPA	Fundación Andreas Pérez 77	KTM	<b>1'50.071</b>	17 17	1.258 0.007
5	28 <b>Matteo BERTELLE</b>	ITA	SIC 58 Squadra Corse	HONDA	<b>1'50.106</b>	16 17	1.293 0.035
6	30 <b>Max COOK</b>	GBR	British Talent Team	HONDA	<b>1'50.178</b>	13 17	1.365 0.072
7	96 <b>Daniel HOLGADO</b>	SPA	Junior Team Estrella Galicia 0,	HONDA	<b>1'50.182</b>	15 17	1.369 0.004
8	22 <b>Aarón POLANCO</b>	SPA	Cuna De Campeones	KTM	<b>1'50.230</b>	17 17	1.417 0.048
9	25 <b>Adrián FERNÁNDEZ</b>	SPA	Laglisse Academy	HUSQVARNA	<b>1'50.264</b>	16 17	1.451 0.034
10	7 <b>Barry BALTUS</b>	BEL	Sama Qatar Angel Nieto Team	KTM	<b>1'50.500</b>	16 17	1.687 0.236
11	67 <b>Gerard RIU</b>	SPA	Baiko Racing Team	KTM	<b>1'50.520</b>	14 17	1.707 0.020
12	52 <b>Jeremy ALCOBA</b>	SPA	Laglisse Academy	HUSQVARNA	<b>1'50.590</b>	15 17	1.777 0.070
13	20 <b>José Julián GARCÍA</b>	SPA	Fau55 El Señor de las Bolsas	KTM	<b>1'50.697</b>	15 17	1.884 0.107
14	24 <b>Xavier ARTIGAS</b>	SPA	Leopard Impala Junior Team	HONDA	<b>1'50.768</b>	15 17	1.955 0.071
15	3 <b>Kevin ZANNONI</b>	ITA	RGR TM Racing Factory Team	TM	<b>1'50.770</b>	17 17	1.957 0.002
16	33 <b>Yuki KUNII</b>	JPN	Asia Talent Team	HONDA	<b>1'50.862</b>	15 17	2.049 0.092
17	50 <b>Jason DUPASQUIER</b>	SWI	H43-CarXpert-Blumaq-KTM	KTM	<b>1'51.240</b>	17 17	2.427 0.378
18	83 <b>Meikon Yuji KAWAKAMI</b>	BRA	Fundación Andreas Pérez 77	KTM	<b>1'51.243</b>	11 17	2.430 0.003
19	73 <b>Maximilian KOFLER</b>	AUT	Sama Qatar Angel Nieto Team	KTM	<b>1'51.244</b>	17 17	2.431 0.001
20	32 <b>Haruki NOGUCHI</b>	JPN	Asia Talent Team	HONDA	<b>1'51.337</b>	16 17	2.524 0.093
21	27 <b>Álex DíEZ</b>	SPA	Leopard Impala Junior Team	HONDA	<b>1'51.868</b>	15 17	3.055 0.531





---

---

**Num Lap Time Gap**

---

76 1'51.268 25.308  
22 1'51.797 25.565  
30 1'51.765 27.752  
65 1'55.020 30.005  
88 1'53.642 30.388  
31 1'53.992 35.285  
78 1'54.583 36.279  
27 1'53.492 37.124  
36 1'54.045 37.259  
54 1'55.057 43.588  
13 1'55.059 44.050  
26 1'54.693 51.417  
6 1'53.450 1'09.406  
58 1'53.756 1'12.110

---

**Lap 10**

---

33 1'51.450  
20 1'51.939 7.273  
7 1'52.007 7.516  
52 1'52.484 7.620  
96 1'52.120 7.948  
99 1'51.838 12.299  
73 1'51.828 12.946  
24 1'51.759 13.104  
25 1'52.062 13.878  
3 1'52.605 16.264  
25 1'51.135 16.891  
82 1'52.708 17.405  
53 1'50.067 18.765  
28 1'51.802 21.138  
67 1'51.712 23.135  
38 1'51.802 23.534  
83 1'51.683 23.797  
32 1'52.334 24.475  
76 1'51.075 24.933  
22 1'51.160 25.275  
30 1'50.999 27.301  
65 1'53.346 31.901

30 1'51.295 27.101  
65 1'53.770 34.176  
88 1'53.563 34.313  
31 1'53.440 39.558  
27 1'52.997 40.366  
36 1'52.962 40.738  
78 1'53.971 41.087  
54 1'55.102 51.013  
13 1'55.147 51.196  
26 1'53.739 56.235  
6 1'53.902 1'14.313  
58 1'52.597 1'14.918

---

**Lap 12**

---

33 1'51.343  
52 1'51.641 8.319  
20 1'52.018 8.493  
7 1'51.836 8.707  
96 1'51.663 8.962  
99 1'51.145 11.821  
73 1'51.469 13.050  
24 1'51.390 13.154  
50 1'51.568 14.294  
25 1'50.238 15.356  
3 1'51.873 17.505  
53 1'50.438 19.243  
28 1'51.597 21.673  
82 1'54.220 22.094  
67 1'51.010 22.294  
76 1'50.123 22.368  
38 1'50.908 22.559  
83 1'51.499 23.701  
32 1'51.461 24.812  
22 1'51.452 25.038  
30 1'50.932 26.690  
88 1'53.128 36.098  
65 1'53.845 36.678  
31 1'53.523 41.738

65 1'52.864 37.922  
27 1'52.802 43.111  
31 1'53.210 43.328  
36 1'52.962 43.605  
78 1'52.870 43.956  
54 1'54.354 56.736  
13 1'54.252 56.910  
26 1'53.861 1'01.452  
6 1'53.491 1'18.338  
58 1'53.298 1'18.670

---

**Lap 14**

---

33 1'50.974  
20 1'51.029 8.129  
52 1'51.042 8.392  
7 1'51.310 8.925  
96 1'51.152 9.055  
99 1'50.709 10.877  
24 1'51.080 12.903  
25 1'51.112 14.390  
73 1'52.136 14.666  
50 1'51.359 14.859  
53 1'49.803 17.242  
3 1'52.155 18.919  
76 1'49.451 19.735  
67 1'50.520 21.388  
38 1'50.704 21.716  
28 1'51.183 21.936  
83 1'51.514 24.177  
32 1'51.530 25.157  
22 1'51.610 25.363  
30 1'51.263 25.537  
82 1'53.912 27.485  
88 1'52.882 39.281  
65 1'52.513 39.461  
27 1'52.391 44.528  
36 1'53.046 45.677  
31 1'53.559 45.913

36 1'52.165 46.980  
31 1'52.303 47.354  
78 1'52.399 47.674  
54 1'54.467 1'04.007  
13 1'54.467 1'04.074  
26 1'53.572 1'06.873  
6 1'52.336 1'21.684  
58 1'52.436 1'21.943

---

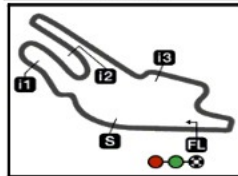

**Lap 16**

---

33 1'51.471  
52 1'50.805 7.454  
20 1'51.133 7.626  
96 1'50.880 7.784  
7 1'50.500 8.276  
99 1'50.538 9.559  
24 1'51.100 12.438  
25 1'50.264 12.771  
53 1'50.492 14.897  
73 1'51.868 15.873  
50 1'51.902 16.077  
76 1'49.846 16.878  
3 1'50.941 18.496  
67 1'50.616 20.209  
38 1'50.064 20.373  
28 1'50.106 20.738  
22 1'50.369 24.900  
83 1'51.450 25.709  
30 1'51.041 25.800  
32 1'51.337 28.780  
82 1'53.780 32.436  
65 1'53.072 42.712  
88 1'52.921 42.872  
27 1'51.896 45.959  
36 1'53.641 49.150  
31 1'53.324 49.207  
78 1'53.417 49.620  
54 1'54.824 1'07.360

78 1'53.321 51.795  
54 1'53.837 1'10.051  
13 1'53.810 1'10.247  
26 1'53.438 1'11.236  
58 1'52.273 1'24.241  
6 1'53.278 1'25.038

Le Mans

Results and timing service provided by 

4185 m.

## FIM Moto3 Junior World Championship

After the Race

### Event Best Maximum Speed

# CEV Repsol



	<i>Rider</i>	<i>Nation Team</i>	<i>Motorcycle</i>	<i>Km/h</i>	
82	<b>Stefano NEPA</b>	ITA Fundación Andreas Pérez 77	KTM	<b>214.6</b>	Qualifying Nr. 1
6	<b>Ryusei YAMANAKA</b>	JPN Junior Team Estrella Galicia 0,0	HONDA	<b>213.5</b>	Qualifying Nr. 1
96	<b>Daniel HOLGADO</b>	SPA Junior Team Estrella Galicia 0,0	HONDA	<b>212.9</b>	Qualifying Nr. 2
23	<b>Davide PIZZOLI</b>	ITA Leopard Impala Junior Team	HONDA	<b>212.5</b>	Qualifying Nr. 2
38	<b>David SALVADOR</b>	SPA Cuna de Campeones	MIR	<b>212.2</b>	Qualifying Nr. 2
67	<b>Gerard RIU</b>	SPA Baiko Racing Team	KTM	<b>212.1</b>	Qualifying Nr. 1
30	<b>Max COOK</b>	GBR British Talent Team	HONDA	<b>212.0</b>	Race
81	<b>Aleix VIU</b>	SPA Sama Qatar Angel Nieto Team	KTM	<b>211.9</b>	Qualifying Nr. 1
99	<b>Carlos TATAY</b>	SPA Fundación Andreas Pérez 77	KTM	<b>211.9</b>	Qualifying Nr. 1
24	<b>Xavier ARTIGAS</b>	SPA Leopard Impala Junior Team	HONDA	<b>211.8</b>	Qualifying Nr. 1
76	<b>Julián GIRAL</b>	SPA Junior Team Estrella Galicia 0,0	HONDA	<b>211.7</b>	Qualifying Nr. 1
53	<b>Deniz ÖNCÜ</b>	TUR Red Bull KTM Ajo	KTM	<b>211.7</b>	Race
73	<b>Maximilian KOFLER</b>	AUT Sama Qatar Angel Nieto Team	KTM	<b>211.4</b>	Qualifying Nr. 1
32	<b>Haruki NOGUCHI</b>	JPN Asia Talent Team	HONDA	<b>211.3</b>	Qualifying Nr. 1
52	<b>Jeremy ALCOBA</b>	SPA Laglisse Academy	HUSQVARNA	<b>211.2</b>	Qualifying Nr. 1
34	<b>Mrio SURYO AJI</b>	INA Astra Honda Racing Team	HONDA	<b>211.1</b>	Qualifying Nr. 1
25	<b>Adrián FERNÁNDEZ</b>	SPA Laglisse Academy	HUSQVARNA	<b>211.0</b>	Qualifying Nr. 1
50	<b>Jason DUPASQUIER</b>	SWI H43-CarXpert-Blumaq-KTM	KTM	<b>211.0</b>	Qualifying Nr. 2
65	<b>Hikaru ARITA</b>	JPN SIC 58 Squadra Corse	HONDA	<b>210.7</b>	Race
18	<b>Ryan VAN DE LAGEMAAT</b>	NED Lagemaat Racing	KTM	<b>210.5</b>	Qualifying Nr. 1
28	<b>Matteo BERTELLE</b>	ITA SIC 58 Squadra Corse	HONDA	<b>210.3</b>	Race
24	<b>...</b>	...	HONDA	<b>210.0</b>	Qualifying Nr. 2