mo Internazionale del

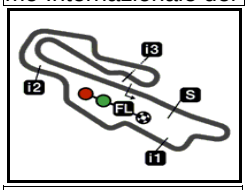

5245 m.

Results and timing service provided by TISSOT

RookiesCup

GRAN PREMIO D'ITALIA OAKLEY

Free Practice Nr. 1

Classification

3

		Rider	Nation	Team	Motorcycle	Time	Lap	Total	Gap		Top Speed
1	29	**Billy VAN EERDE**	AUS	Red Bull MotoGP Rookies Cup	KTM	**2'04.009**	12	14			**218.1**
2	92	**Yuki KUNII**	JPN	Red Bull MotoGP Rookies Cup	KTM	**2'04.069**	11	14	0.060	0.060	**218.0**
3	37	**Pedro ACOSTA**	SPA	Red Bull MotoGP Rookies Cup	KTM	**2'04.331**	14	14	0.322	0.262	**220.0**
4	89	**Marcos URIARTE**	SPA	Red Bull MotoGP Rookies Cup	KTM	**2'04.374**	14	14	0.365	0.043	**216.9**
5	7	**Barry BALTUS**	BEL	Red Bull MotoGP Rookies Cup	KTM	**2'04.559**	12	15	0.550	0.185	**211.6**
6	99	**Carlos TATAY**	SPA	Red Bull MotoGP Rookies Cup	KTM	**2'04.633**	10	14	0.624	0.074	**225.3**
7	50	**Jason DUPASQUIER**	SWI	Red Bull MotoGP Rookies Cup	KTM	**2'04.817**	14	14	0.808	0.184	**217.6**
8	56	**Haruki NOGUCHI**	JPN	Red Bull MotoGP Rookies Cup	KTM	**2'05.630**	12	14	1.621	0.813	**220.2**
9	28	**Matteo BERTELLE**	ITA	Red Bull MotoGP Rookies Cup	KTM	**2'05.764**	7	13	1.755	0.134	**220.1**
10	5	**Lorenzo FELLON**	FRA	Red Bull MotoGP Rookies Cup	KTM	**2'06.127**	13	14	2.118	0.363	**221.7**
11	45	**Clément ROUGÉ**	FRA	Red Bull MotoGP Rookies Cup	KTM	**2'06.392**	12	14	2.383	0.265	**221.4**
12	34	**Mario AJI**	INA	Red Bull MotoGP Rookies Cup	KTM	**2'06.523**	12	14	2.514	0.131	**219.9**
13	38	**David SALVADOR**	SPA	Red Bull MotoGP Rookies Cup	KTM	**2'06.585**	12	12	2.576	0.062	**221.7**
14	66	**Adrian HUERTAS**	SPA	Red Bull MotoGP Rookies Cup	KTM	**2'06.695**	12	13	2.686	0.110	**220.8**
15	30	**Max COOK**	GBR	Red Bull MotoGP Rookies Cup	KTM	**2'06.739**	11	14	2.730	0.044	**217.8**
16	48	**Gabin PLANQUES**	FRA	Red Bull MotoGP Rookies Cup	KTM	**2'07.480**	9	12	3.471	0.741	**216.9**
17	44	**Nicolas HERNANDEZ**	COL	Red Bull MotoGP Rookies Cup	KTM	**2'07.522**	4	14	3.513	0.042	**222.1**
18	88	**Artem MARAEV**	RUS	Red Bull MotoGP Rookies Cup	KTM	**2'07.706**	11	14	3.697	0.184	**210.4**
19	11	**Alex ESCRIG**	SPA	Red Bull MotoGP Rookies Cup	KTM	**2'07.910**	3	7	3.901	0.204	**215.5**
20	74	**Daijiro SAKO**	JPN	Red Bull MotoGP Rookies Cup	KTM	**2'08.620**	3	4	4.611	0.710	**215.7**
21	62	**Aidan LIEBENBERG**	RSA	Red Bull MotoGP Rookies Cup	KTM	**2'08.980**	14	14	4.971	0.360	**208.8**
22	84	**Zonta VAN DEN GOORBE**	NED	Red Bull MotoGP Rookies Cup	KTM	**2'10.293**	14	14	6.284	1.313	**215.2**
23	70	**Tyler SCOTT**	USA	Red Bull MotoGP Rookies Cup	KTM	**2'10.326**	14	14	6.317	0.033	**217.5**
24	55	**Noah DETTWILER**	SWI	Red Bull MotoGP Rookies Cup	KTM	**2'10.412**	14	14	6.403	0.086	**216.8**
25	6	**Phillip TONN**	GER	Red Bull MotoGP Rookies Cup	KTM	**2'10.494**	13	13	6.485	0.082	**211.9**

Practice condition: **Dry**
Air: 22°
Humidity: 35%
Ground: 41°

Fastest Lap:	Lap: 12	**Billy VAN EERDE**	**2'04.009**	152.2 Km/h
Best Race Lap:	2018	**Adrian HUERTAS**	**2'00.957**	156.1 Km/h
All Time Lap Record:	2018	**Adrian HUERTAS**	**2'00.957**	156.1 Km/h

The results are provisional until the end of the limit for protest and appeals.

Time limit for protest expires 30' after publication of the results - ..... Time: .....

DORNA DATA PROCESSING .TIMING SERVICE DORNA DATA PROCESSING TIMING SERVICE DORNA DATA PROCESSING TIMING SERVICE DORNA DATA PROCESSING TIMING SERVICE DORNA DATA PROCESSING TIMING SERVICE DORNA DATA PROCESSING TIMING SERVICE DORNA DATA PROCESSING TIMING SERVICE DORNA DATA PROCCEESSS

Mugello, Friday, May 31, 2019

mo Internazionale del

Results and timing service provided by TISSOT

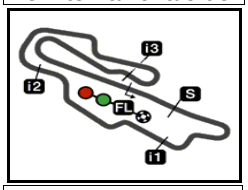

5245 m.

RookiesCup

GRAN PREMIO D'ITALIA OAKLEY

Free Practice Nr. 1

Top Speed & Average

4

	Rider	Nation	Motorcycle	Top 5 speeds					Average	Top
99	**Carlos TATAY**	**SPA**	KTM	225.3	221.8	220.3	219.5	218.0	221.0	**225.3**
44	**Nicolas HERNANDEZ**	**COL**	KTM	222.1	216.9	216.8	216.5	215.2	217.5	**222.1**
5	**Lorenzo FELLON**	**FRA**	KTM	221.7	220.1	218.9	217.5	216.1	218.9	**221.7**
38	**David SALVADOR**	**SPA**	KTM	221.7	218.1	213.9	213.6	213.3	216.1	**221.7**
45	**Clément ROUGÉ**	**FRA**	KTM	221.4	216.9	216.5	216.3	214.7	217.2	**221.4**
66	**Adrian HUERTAS**	**SPA**	KTM	220.8	219.4	216.1	215.5	213.2	217.0	**220.8**
56	**Haruki NOGUCHI**	**JPN**	KTM	220.2	219.1	218.6	217.6	217.5	218.6	**220.2**
28	**Matteo BERTELLE**	**ITA**	KTM	220.1	220.0	218.0	216.9	212.4	217.5	**220.1**
37	**Pedro ACOSTA**	**SPA**	KTM	220.0	219.4	217.6	216.9	216.3	218.0	**220.0**
34	**Mario AJI**	**INA**	KTM	219.9	215.6	214.4	212.9	212.8	214.7	**219.9**
29	**Billy VAN EERDE**	**AUS**	KTM	218.1	217.7	217.3	217.3	217.2	217.5	**218.1**
92	**Yuki KUNII**	**JPN**	KTM	218.0	215.9	212.7	212.3	212.0	214.2	**218.0**
30	**Max COOK**	**GBR**	KTM	217.8	216.5	212.7	212.3	211.1	214.1	**217.8**
50	**Jason DUPASQUIER**	**SWI**	KTM	217.6	214.9	214.3	213.5	213.0	214.7	**217.6**
70	**Tyler SCOTT**	**USA**	KTM	217.5	213.3	213.2	212.5	212.5	213.8	**217.5**
89	**Marcos URIARTE**	**SPA**	KTM	216.9	215.6	215.4	213.1	213.0	214.8	**216.9**
48	**Gabin PLANQUES**	**FRA**	KTM	216.9	212.1	211.6	209.9	209.6	211.6	**216.9**
55	**Noah DETTWILER**	**SWI**	KTM	216.8	214.9	214.4	213.4	212.0	214.3	**216.8**
74	**Daijiro SAKO**	**JPN**	KTM	215.7	213.6	213.1	211.9	150.5	201.0	**215.7**
11	**Alex ESCRIG**	**SPA**	KTM	215.5	214.4	212.6	211.1	209.9	212.7	**215.5**
84	**Zonta VAN DEN GOORBERGH**	**NED**	KTM	215.2	215.0	215.0	214.9	213.6	214.6	**215.2**
6	**Phillip TONN**	**GER**	KTM	211.9	208.9	208.8	208.2	207.3	209.0	**211.9**
7	**Barry BALTUS**	**BEL**	KTM	211.6	209.6	209.0	208.8	208.7	209.5	**211.6**
88	**Artem MARAEV**	**RUS**	KTM	210.4	210.1	208.7	208.7	208.6	209.3	**210.4**
62	**Aidan LIEBENBERG**	**RSA**	KTM	208.8	207.9	207.3	202.4	202.0	205.7	**208.8**

DORNA DATA PROCESSING ,TIMING SERVICE DORNA DATA PROCESSING TIMING SERVICE DORNA DATA PROCESSING TIMING SERVICE DORNA DATA PROCESSING TIMING SERVICE DORNA DATA PROCESSING TIMING SERVICE DORNA DATA PROCESSING TIMING SERVICE DORNA DATA PROCESSING TIMING SERVICE DORNA DATA PROCCEESSS

Mugello, Friday, May 31, 2019

mo Internazionale del

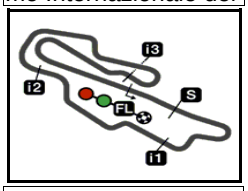

5245 m.

Results and timing service provided by TISSOT

RookiesCup

GRAN PREMIO D'ITALIA OAKLEY

Free Practice Nr. 1

Chronological Analysis of Performances

5

** Lap / Sector time cancelled* — ***T1*** *Time from finish line to 1st intermediate* — ***T3*** *Time from 2nd intermed. to 3rd intermed.*

P *Crossing the finish line in pit lane* — ***T2*** *Time from 1st intermed. to 2nd intermed.* — ***T4*** *Time from 3rd intermediate to finish line*

1st 29 Billy VAN EERDE — Red Bull MotoGP Roo AUS

Runs=1 Total laps=14 Full laps=12

Lap	Lap Time		T1	T2	T3	T4	Speed
1	2'42.137		38.262	29.693	44.826	31.546	144.2
2	**2'11.411**		31.998	27.150	41.834	30.429	216.3
3	**2'08.092**		31.151	26.318	40.569	30.054	216.9
4	**2'09.018**		30.890	26.670	41.023	30.435	216.3
5	**2'07.331**		30.697	26.078	40.306	30.250	217.2
6	**2'07.283**		30.977	25.894	40.112	30.300	213.6
7	**2'05.973**		30.688	25.961	39.508	29.816	216.0
8	2'06.574	*	30.450	25.586	40.199*	30.339	218.1
9	**2'05.688**		30.628	25.506	39.761	29.793	209.5
10	**2'04.866**		30.292	25.505	39.330	29.739	216.6
11	**2'04.694**		30.176	25.463	39.159	29.896	217.1
12	**2'04.009**		30.030	25.369	39.058	29.552	217.3
13	**2'05.150**		30.329	25.850	39.263	29.708	217.3
14	**2'04.609**		30.402	25.534	39.132	29.541	217.7

2nd 92 Yuki KUNII — Red Bull MotoGP Roo JPN

Runs=1 Total laps=14 Full laps=9

Lap	Lap Time		T1	T2	T3	T4	Speed
1	2'49.777		43.041	27.942	41.399	31.181	92.2
2	**2'08.293**		31.145	26.440	40.393	30.315	210.0
3	2'06.553	*	30.562	26.011*	39.601	30.379	210.7
4	**2'05.770**		30.465	25.818	39.240	30.247	209.8
5	**2'07.792**		30.266	25.832	40.244	31.450	211.0
6	**2'07.302**		30.888	25.895	40.168	30.351	212.3
7	**2'05.687**		30.531	25.687	39.428	30.041	215.9
8	**2'06.598**		30.752	25.524	40.193	30.129	210.6
9	2'04.421	*	30.181	25.557*	38.888	29.795	210.6
10	**2'04.883**		30.186	25.456	39.076	30.165	212.7
11	**2'04.069**		29.895	25.408	38.962	29.804	218.0
12	**2'05.188**		30.239	25.590	39.256	30.103	212.0
13	2'07.647	*	30.548	27.031*	39.932	30.136	208.0
14	2'05.995	*	30.422	25.547	39.749*	30.277	209.0

3rd 37 Pedro ACOSTA — Red Bull MotoGP Roo SPA

Runs=3 Total laps=14 Full laps=9

Lap	Lap Time		T1	T2	T3	T4	Speed
1	2'31.652		36.277	28.310	42.470	30.983	155.9
2	**2'10.455**		31.573	26.899	41.588	30.395	219.4
3	**2'07.533**		30.682	26.153	40.454	30.244	216.3
4	**2'06.648**		30.307	26.022	40.186	30.133	215.9
5	2'05.180	P	30.252	26.085	40.863	27.980	214.5
6	2'12.227		34.945	26.815	40.392	30.075	151.4
7	**2'06.586**		30.401	25.918	40.304	29.963	214.6
8	**2'05.499**		30.241	25.742	39.641	29.875	220.0
9	**2'09.982**		30.678	26.370	41.282	31.652	216.0
10	**2'05.428**		30.015	25.669	39.825	29.919	216.9
11	**2'06.816**		30.622	26.331	39.891	29.972	213.2
12	1'00.911	P	29.931				217.6
13	2'10.057		33.440	25.823	40.587	30.207	149.5
14	**2'04.331**		29.914	25.567	39.048	29.802	214.9

4th 89 Marcos URIARTE — Red Bull MotoGP Roo SPA

Runs=2 Total laps=14 Full laps=11

Lap	Lap Time		T1	T2	T3	T4	Speed
1	3'04.919		37.094	29.800	43.366	32.072	160.8
2	**2'12.641**		32.323	27.222	41.509	31.587	211.0
3	**2'09.821**		31.089	26.578	40.942	31.212	212.3
4	**2'08.743**		31.081	26.461	40.422	30.779	212.0
5	**2'09.068**		30.664	26.386	41.153	30.865	212.0
6	**2'07.705**		30.794	25.903	40.366	30.642	211.6
7	1'01.360	P	30.599				211.4
8	2'17.616		40.298	27.187	39.864	30.267	110.3
9	**2'09.140**		30.490	26.071	41.194	31.385	215.4
10	**2'05.593**		30.232	25.655	39.799	29.907	215.6
11	**2'05.428**		30.220	25.654	39.261	30.293	216.9
12	**2'09.907**		31.297	25.843	41.340	31.427	213.0
13	**2'09.754**		31.651	26.664	41.091	30.348	210.5
14	**2'04.374**		30.194	25.373	39.129	29.678	213.1

5th 7 Barry BALTUS — Red Bull MotoGP Roo BEL

Runs=2 Total laps=15 Full laps=9

Lap	Lap Time		T1	T2	T3	T4	Speed
1	2'27.034		35.188	27.813	41.059	30.916	147.8
2	**2'10.332**		31.119	26.297	42.205	30.711	207.5
3	**2'06.938**		31.011	26.176	39.638	30.113	207.5
4	**2'06.307**		30.722	25.699	39.630	30.256	208.4
5	2'06.020	*	30.648	25.575	39.455	30.342*	208.8
6	**2'06.017**		30.701	25.685	39.388	30.243	207.9
7	59.964	P	30.619				208.6
8	2'10.079		33.795	25.784	39.314	31.186	146.5
9	2'05.437	*	30.639	25.411	39.125	30.262*	208.7
10	**2'05.242**		30.644	25.511	38.900	30.187	211.6
11	**2'06.291**		30.572	25.817	39.740	30.162	209.0
12	**2'04.559**		30.403	25.313	38.778	30.065	208.5
13	**2'04.696**		30.420	25.375	38.811	30.090	208.4
14	**2'05.258**		30.367	25.327	39.201	30.363	208.6
15	2'05.109	*	30.392	25.236	38.897*	30.584	209.6

6th 99 Carlos TATAY — Red Bull MotoGP Roo SPA

Runs=1 Total laps=14 Full laps=13

Lap	Lap Time		T1	T2	T3	T4	Speed
1	2'39.163		42.252	28.655	41.792	30.855	116.4
2	**2'07.726**		30.794	26.140	40.422	30.370	219.5
3	**2'06.682**		30.523	26.229	39.790	30.140	214.9
4	**2'06.210**		30.163	25.940	39.905	30.202	221.8

Fastest Lap: Billy VAN EERDE — Red Bull MotoGP Roo AUS — **2'04.009** — 30.030 — 25.369 — 39.058 — 29.552

DORNA DATA PROCESSING -TIMING SERVICE DORNA DATA PROCESSING TIMING SERVICE DORNA DATA PROCESSING TIMING SERVICE DORNA DATA PROCESSING TIMING SERVICE DORNA DATA PROCESSING TIMING SERVICE DORNA DATA PROCESSING TIMING SERVICE DORNA DATA PROCESSING TIMING SERVICE DORNA DATA PROCCEESSS

Mugello, Friday, May 31, 2019

Free Practice Nr. 1

RookiesCup

Lap	Lap Time	T1	T2	T3	T4	Speed
5	**2'11.499**	33.627	27.330	40.488	30.054	213.9
6	**2'05.636**	30.242	25.738	39.480	30.176	216.3
7	**2'05.128**	30.316	25.808	39.245	29.759	215.9
8	**2'10.070**	31.532	27.180	40.956	30.402	225.3
9	**2'05.461**	30.306	25.734	39.367	30.054	215.6
10	**2'04.633**	30.153	25.610	39.203	29.667	217.3
11	**2'07.369**	29.943	26.813	40.345	30.268	220.3
12	**2'07.264**	32.282	26.025	39.181	29.776	209.7
13	**2'05.096**	30.182	25.674	39.190	30.050	218.0
14	**2'04.860**	30.208	25.637	39.115	29.900	210.4

7th 50 Jason DUPASQUIE — Red Bull MotoGP Roo SWI

Runs=2 Total laps=14 Full laps=10

Lap	Lap Time	T1	T2	T3	T4	Speed
1	2'28.272	36.404	28.834	41.948	31.412	140.6
2	**2'09.228**	31.388	26.889	40.354	30.597	210.7
3	**2'07.270**	30.740	26.404	39.937	30.189	213.5
4	**2'06.360**	30.639	25.828	39.547	30.346	214.9
5	**2'06.995**	30.628	26.041	39.987	30.339	213.0
6	2'06.681 *	30.619	25.997	39.866*	30.199	210.1
7	**2'06.188**	30.438	25.974	39.351	30.425	212.2
8	59.988 P	30.587				212.5
9	2'14.897	38.466	26.122	40.082	30.227	107.1
10	**2'05.745**	30.489	25.885	39.308	30.063	214.3
11	**2'05.377**	30.435	25.765	39.118	30.059	210.6
12	**2'11.144**	35.089	26.958	39.141	29.956	211.5
13	**2'05.121**	30.310	25.798	39.070	29.943	217.6
14	**2'04.817**	30.336	25.664	39.034	29.783	210.5

8th 56 Haruki NOGUCHI — Red Bull MotoGP Roo JPN

Runs=1 Total laps=14 Full laps=12

Lap	Lap Time	T1	T2	T3	T4	Speed
1	2'32.529	36.412	29.566	42.976	31.606	150.1
2	**2'11.774**	31.629	27.704	41.336	31.105	213.8
3	**2'09.310**	31.040	27.045	40.680	30.545	214.9
4	**2'08.583**	31.290	26.803	40.152	30.338	218.6
5	**2'07.584**	30.823	26.617	39.844	30.300	220.2
6	**2'07.222**	30.744	26.455	39.879	30.144	217.5
7	**2'07.441**	30.671	26.343	40.160	30.267	219.1
8	**2'06.947**	30.421	26.268	40.033	30.225	216.8
9	**2'08.886**	32.392	26.358	39.785	30.351	215.6
10	**2'06.764**	30.453	26.284	39.785	30.242	217.1
11	**2'06.065**	30.113	26.014	39.526	30.412	217.6
12	**2'05.630**	30.319	25.869	39.368	30.074	216.4
13	**2'06.147**	30.289	25.991	39.555	30.312	216.5
14	2'06.183 *	30.273	26.095	39.384	30.431*	213.9

9th 28 Matteo BERTELLE — Red Bull MotoGP Roo ITA

Runs=3 Total laps=13 Full laps=7

Lap	Lap Time	T1	T2	T3	T4	Speed
1	2'38.507	37.180	29.308	42.689	31.411	151.8
2	**2'09.057**	31.361	26.567	40.541	30.588	211.3
3	2'06.779 *	30.569	26.054*	39.722	30.434*	220.1
4	**2'06.713**	30.731	26.224	39.511	30.247	218.0
5	**2'06.876**	30.597	26.454	39.600	30.225	220.0
6	**2'10.778**	31.626	29.188	39.604	30.360	207.7
7	**2'05.764**	30.486	25.754	39.338	30.186	212.4
8	1'01.586 P	30.598				216.9
9	2'14.060	37.174	26.846	39.709	30.331	141.8
10	**2'05.871**	30.421	25.780	39.309	30.361	211.9
11	**2'06.002**	30.627	25.902	39.158	30.315	208.8
12	1'02.273 P	31.670				212.3
13	2'11.987	35.703	26.078	39.741	30.465	150.2

10th 5 Lorenzo FELLON — Red Bull MotoGP Roo FRA

Runs=2 Total laps=14 Full laps=7

Lap	Lap Time	T1	T2	T3	T4	Speed
1	2'38.789	39.490	28.559	42.221	31.094	120.2
2	**2'08.356**	31.372	26.474	40.239	30.271	217.5
3	**2'06.790**	30.452	26.231	39.966	30.141	220.1
4	2'06.851 *	30.612	26.057*	40.063	30.119	221.7
5	**2'07.170**	30.432	26.087	40.189	30.462	214.7
6	2'07.330 *	30.723	26.113*	39.882	30.612	211.1
7	**2'06.583**	30.363	26.028	39.956	30.236	212.5
8	1'06.393 P	30.627				218.9
9	2'12.956 *	36.294	26.144*	40.039	30.479	123.4
10	2'07.105 *	30.200	26.097	40.313	30.495*	214.8
11	**2'06.589**	30.246	25.906	39.956	30.481	216.1
12	2'06.318 *	30.340	25.942*	39.690	30.346	213.0
13	**2'06.127**	30.291	25.897	39.568	30.371	212.8
14	**2'09.316**	33.482	26.109	39.471	30.254	210.3

11th 45 Clément ROUGÉ — Red Bull MotoGP Roo FRA

Runs=1 Total laps=14 Full laps=10

Lap	Lap Time	T1	T2	T3	T4	Speed
1	2'39.246	37.010	29.270	42.930	31.686	147.1
2	**2'11.645**	31.615	27.645	41.212	31.173	221.4
3	2'09.751 *	31.105	26.806	40.879*	30.961	211.2
4	2'08.666 *	31.081	26.392	40.383*	30.810	210.8
5	**2'08.943**	30.777	26.723	40.408	31.035	214.4
6	**2'08.044**	31.037	26.328	40.061	30.618	214.0
7	**2'07.803**	30.329	26.269	39.923	31.282	216.9
8	**2'07.455**	30.916	26.341	39.823	30.375	209.3
9	**2'07.684**	30.717	26.274	39.987	30.706	212.8
10	**2'10.398**	30.734	27.473	41.523	30.668	213.2
11	**2'07.083**	30.485	26.228	39.865	30.505	216.3
12	**2'06.392**	30.461	26.108	39.514	30.309	216.5
13	2'06.688 *	30.572	26.050	39.556	30.510*	214.7
14	**2'07.248**	30.634	26.113	39.942	30.559	212.0

12th 34 Mario AJI — Red Bull MotoGP Roo INA

Runs=1 Total laps=14 Full laps=12

Lap	Lap Time	T1	T2	T3	T4	Speed
1	2'41.624	38.394	29.269	43.291	31.943	137.3
2	**2'11.070**	31.911	27.381	40.718	31.060	211.3
3	**2'08.501**	31.182	26.581	40.008	30.730	211.3
4	**2'10.240**	30.853	27.479	40.871	31.037	214.4
5	**2'08.147**	30.624	26.562	40.175	30.786	212.9
6	**2'06.879**	30.467	26.264	39.567	30.581	211.7
7	**2'07.641**	30.319	26.310	39.867	31.145	219.9
8	**2'07.241**	30.637	25.918	40.069	30.617	210.7
9	**2'07.722**	30.583	26.284	40.197	30.658	211.0
10	**2'09.108**	30.753	26.989	40.756	30.610	212.8
11	**2'08.955**	30.884	26.878	40.118	31.075	209.2
12	**2'06.523**	30.496	26.053	39.497	30.477	215.6
13	2'06.535 *	30.590	25.986	39.645*	30.314*	212.8
14	**2'06.925**	30.598	25.896	40.073	30.358	212.5

Fastest Lap:	Billy VAN EERDE	Red Bull MotoGP Roo	AUS	**2'04.009**	30.030	25.369	39.058	29.552

DORNA DATA PROCESSING -TIMING SERVICE DORNA DATA PROCESSING TIMING SERVICE DORNA DATA PROCESSING TIMING SERVICE DORNA DATA PROCESSING TIMING SERVICE DORNA DATA PROCESSING TIMING SERVICE DORNA DATA PROCESSING TIMING SERVICE DORNA DATA PROCESSING TIMING SERVICE DORNA DATA PROCCEESSS

Free Practice Nr. 1

RookiesCup

13th 38 David SALVADOR — Red Bull MotoGP Roo SPA

Runs=3 Total laps=12 Full laps=7

Lap	Lap Time		T1	T2	T3	T4	Speed
1	2'35.417		37.038	28.337	42.178	31.704	139.4
2	**2'09.115**		31.265	26.685	40.422	30.743	210.6
3	**2'08.065**		30.880	26.616	40.164	30.405	218.1
4	**2'07.860**		30.789	26.484	40.002	30.585	213.9
5	**2'08.567**		30.922	27.333	39.992	30.320	213.6
6	**2'06.889**		30.530	26.115	39.732	30.512	221.7
7	2'10.763	P	30.326	29.516	40.574	30.347	213.3
8	2'16.473		38.971	26.660	40.128	30.714	108.8
9	**2'07.035**		30.559	26.102	39.860	30.514	212.3
10	2'18.112	P	30.487	26.793	46.677	34.155	211.9
11	2'13.284		35.981	26.677	40.012	30.614	118.6
12	**2'06.585**		30.507	25.995	39.628	30.455	212.9

14th 66 Adrian HUERTAS — Red Bull MotoGP Roo SPA

Runs=3 Total laps=13 Full laps=6

Lap	Lap Time		T1	T2	T3	T4	Speed
1	2'31.249		35.193	28.417	41.947	31.343	160.9
2	**2'11.418**		31.905	26.874	41.835	30.804	209.5
3	2'07.502	*	30.718	25.995*	40.440	30.349*	215.5
4	**2'11.320**		34.990	26.464	39.724	30.142	219.4
5	2'06.498	*	30.484	26.293*	39.684	30.037	220.8
6	1'04.564	P	33.847				211.3
7	2'12.477		34.446	26.385	40.691	30.955	150.5
8	2'06.359	P	31.117	26.218	40.473	28.551	212.3
9	2'10.995		34.537	25.955	40.218	30.285	145.1
10	**2'06.705**		30.385	25.829	39.670	30.821	216.1
11	**2'06.971**		30.624	25.881	40.024	30.442	213.2
12	**2'06.695**		30.729	25.811	39.854	30.301	211.4
13	**2'07.448**		30.623	25.883	40.178	30.764	210.6

15th 30 Max COOK — Red Bull MotoGP Roo GBR

Runs=4 Total laps=14 Full laps=4

Lap	Lap Time		T1	T2	T3	T4	Speed
1	2'45.768		38.187	29.654	43.853	31.611	140.2
2	**2'11.419**		31.294	27.052	42.019	31.054	216.5
3	2'08.770	*	31.281	26.666*	40.132	30.691	210.0
4	**2'08.590**		30.922	26.306	40.449	30.913	211.1
5	1'02.918	P	30.836				210.1
6	2'15.682	*	37.054	26.701	40.743*	31.184	127.6
7	**2'08.804**		30.797	26.388	40.594	31.025	210.6
8	1'03.136	P	31.288				210.4
9	2'13.258		35.979	26.332	40.341	30.606	123.7
10	2'06.845	*	30.477	25.989	39.920	30.459*	217.8
11	**2'06.739**		30.305	25.936	40.050	30.448	212.7
12	1'01.994	P	31.057				212.3
13	2'11.289		34.155	26.327	40.053	30.754	146.5
14	2'07.858	*	30.834	26.152	40.257*	30.615	208.2

16th 48 Gabin PLANQUES — Red Bull MotoGP Roo FRA

Runs=4 Total laps=12 Full laps=6

Lap	Lap Time		T1	T2	T3	T4	Speed
1	2'35.468		36.890	29.438	43.999	31.666	144.6
2	**2'11.859**		31.823	27.365	42.097	30.574	209.9
3	2'09.010	P	31.126	26.447	41.145	30.292	216.9
4	2'24.021	P	41.698	29.185	42.460	30.678	106.2
5	2'19.879		38.425	28.677	41.878	30.899	136.2
6	**2'12.276**		32.314	27.591	41.097	31.274	212.1
7	**2'08.211**		30.971	26.025	40.361	30.854	209.6
8	**2'08.519**		31.026	26.255	40.635	30.603	211.6
9	**2'07.480**		30.742	25.897	40.175	30.666	209.6
10	**2'28.188**		31.301	26.370	41.702	48.815	209.0
11	1'08.787	P	36.717				181.4
12	2'20.154		38.747	28.260	41.753	31.394	129.6

17th 44 Nicolas HERNANDE — Red Bull MotoGP Roo COL

Runs=3 Total laps=14 Full laps=9

Lap	Lap Time		T1	T2	T3	T4	Speed
1	2'35.804		37.486	28.643	43.520	31.337	140.1
2	**2'09.130**		31.593	26.686	40.463	30.388	215.2
3	**2'08.349**		31.027	26.434	40.421	30.467	216.8
4	**2'07.522**		30.920	26.087	40.171	30.344	213.6
5	**2'08.032**		30.773	26.278	40.709	30.272	213.7
6	**2'08.235**		31.039	26.146	40.290	30.760	214.9
7	**2'08.073**		30.524	26.179	40.811	30.559	222.1
8	1'02.310	P	30.763				216.9
9	2'17.569		39.465	26.625	40.598	30.881	88.2
10	**2'07.956**		30.932	26.250	40.023	30.751	210.3
11	1'02.938	P	30.992				207.8
12	2'12.650		34.795	26.566	40.613	30.676	138.3
13	**2'07.528**		30.791	26.057	40.288	30.392	210.6
14	**2'08.322**		30.828	26.792	40.305	30.397	216.5

18th 88 Artem MARAEV — Red Bull MotoGP Roo RUS

Runs=2 Total laps=14 Full laps=11

Lap	Lap Time		T1	T2	T3	T4	Speed
1	3'07.063		39.146	30.380	44.764	33.274	143.9
2	**2'15.382**		32.867	27.764	42.736	32.015	207.2
3	**2'12.567**		32.109	27.212	41.664	31.582	208.7
4	**2'11.422**		31.766	26.949	41.355	31.352	208.2
5	**2'10.127**		31.131	26.708	41.087	31.201	208.7
6	**2'08.733**		31.001	26.356	40.531	30.845	207.2
7	**2'08.744**		30.996	26.339	40.525	30.884	208.3
8	1'07.090	P	31.138				210.1
9	2'18.135		38.516	26.856	40.930	31.833	131.5
10	**2'07.845**		30.811	26.220	40.145	30.669	208.3
11	**2'07.706**		30.899	26.179	39.907	30.721	207.3
12	**2'10.185**		30.905	27.856	40.316	31.108	208.6
13	**2'08.002**		30.714	26.085	40.437	30.766	208.0
14	**2'07.853**		30.659	25.895	40.515	30.784	210.4

19th 11 Alex ESCRIG — Red Bull MotoGP Roo SPA

Runs=2 Total laps=7 Full laps=4

Lap	Lap Time		T1	T2	T3	T4	Speed
1	2'32.156		36.398	28.675	41.901	31.295	146.0
2	**2'09.940**		31.289	26.854	40.774	31.023	215.5
3	**2'07.910**		30.782	26.367	40.314	30.447	212.6
4	17'58.993	P					214.4
5	2'38.855		45.635	32.698	47.567	32.955	87.9
6	**2'15.682**		32.649	28.544	42.723	31.766	209.9
7	**2'11.934**		31.885	27.354	41.262	31.433	211.1

20th 74 Daijiro SAKO — Red Bull MotoGP Roo JPN

Runs=1 Total laps=5 Full laps=1

Lap	Lap Time		T1	T2	T3	T4	Speed
1	2'41.517		37.568	29.552	43.285	32.104	150.5
2	2'10.628	*	31.789	26.878	40.780	31.181*	213.6
3	**2'08.620**		30.883	26.615	40.416	30.706	213.1

Fastest Lap: Billy VAN EERDE Red Bull MotoGP Roo AUS **2'04.009** 30.030 25.369 39.058 29.552

DORNA DATA PROCESSING -TIMING SERVICE DORNA DATA PROCESSING TIMING SERVICE DORNA DATA PROCESSING TIMING SERVICE DORNA DATA PROCESSING TIMING SERVICE DORNA DATA PROCESSING TIMING SERVICE DORNA DATA PROCESSING TIMING SERVICE DORNA DATA PROCESSING TIMING SERVICE DORNA DATA PROCCEESSS

Free Practice Nr. 1

RookiesCup

Lap	Lap Time		T1	T2	T3	T4	Speed
4	2'08.484	*	30.716	26.254	40.557	30.957*	215.7
	unfinished		30.703				211.9

21st 62 Aidan LIEBENBER — Red Bull MotoGP Roo RSA

Runs=2 Total laps=14 Full laps=11

Lap	Lap Time		T1	T2	T3	T4	Speed
1	2'42.526		38.391	30.541	45.854	33.638	144.5
2	**2'17.628**		33.070	28.394	43.817	32.347	207.3
3	**2'15.854**		32.557	27.487	43.347	32.463	202.4
4	**2'13.827**		32.460	27.292	42.190	31.885	199.5
5	**2'13.098**		32.193	27.195	41.967	31.743	197.0
6	**2'12.528**		32.043	26.981	41.795	31.709	198.9
7	**2'12.493**		31.820	26.888	41.962	31.823	201.1
8	**2'12.368**		31.653	27.115	41.887	31.713	201.3
9	**2'11.963**		31.945	26.861	41.690	31.467	198.9
10	**2'12.430**		31.816	27.737	41.624	31.253	207.9
11	**2'09.940**		31.250	26.463	41.167	31.060	200.3
12	2'14.932	P	31.336	26.883	41.926	34.787	208.8
13	2'14.819		35.324	26.627	41.563	31.305	132.4
14	**2'08.980**		31.198	26.208	40.671	30.903	202.0

22nd 84 Zonta VAN DEN GO — Red Bull MotoGP Roo NED

Runs=1 Total laps=14 Full laps=13

Lap	Lap Time		T1	T2	T3	T4	Speed
1	2'50.416		39.295	30.771	46.607	33.629	136.1
2	**2'21.846**		34.148	29.123	45.556	33.019	215.2
3	**2'19.576**		33.345	28.995	44.587	32.649	212.9
4	**2'18.330**		33.304	28.623	43.865	32.538	212.4
5	**2'16.431**		32.328	28.185	43.569	32.349	213.6
6	**2'15.545**		32.127	28.048	43.206	32.164	211.5
7	**2'14.503**		32.033	27.513	42.999	31.958	212.2
8	**2'13.926**		31.662	27.450	42.856	31.958	215.0
9	**2'12.521**		31.555	27.170	42.242	31.554	215.0
10	**2'12.481**		31.551	27.337	42.026	31.567	213.6
11	**2'11.952**		31.480	27.170	41.579	31.723	210.9
12	**2'11.366**		31.313	26.884	41.694	31.475	212.4
13	**2'11.196**		31.305	26.913	41.709	31.269	213.0
14	**2'10.293**		31.131	26.962	41.385	30.815	214.9

23rd 70 Tyler SCOTT — Red Bull MotoGP Roo USA

Runs=1 Total laps=14 Full laps=9

Lap	Lap Time		T1	T2	T3	T4	Speed
1	2'45.552		39.084	30.305	44.954	32.678	144.6
2	**2'18.181**		33.031	29.030	44.023	32.097	211.4
3	**2'15.289**		32.613	28.443	42.604	31.629	211.3
4	**2'14.181**		32.355	28.104	42.411	31.311	212.5
5	**2'13.434**		31.706	27.760	42.686	31.282	212.5
6	2'11.692	*	31.704	27.228	41.615*	31.145	210.1
7	**2'11.423**		31.700	26.958	41.858	30.907	212.3
8	2'11.552	*	31.555	27.414	41.680	30.903*	213.2
9	2'10.888	*	31.849	26.778	41.477*	30.784	212.3
10	**2'10.839**		31.357	26.983	41.683	30.816	217.5
11	2'11.204	*	31.555	27.061*	41.828	30.760	207.4
12	**2'10.752**		31.590	26.883	41.767	30.512	211.3
13	**2'10.639**		31.837	26.462	41.474	30.866	210.8
14	**2'10.326**		31.089	27.021	41.436	30.780	213.3

24th 55 Noah DETTWILER — Red Bull MotoGP Roo SWI

Runs=1 Total laps=14 Full laps=13

Lap	Lap Time		T1	T2	T3	T4	Speed
1	2'46.204		39.207	30.439	44.361	32.281	137.4
2	**2'17.499**		32.576	28.972	44.030	31.921	216.8
3	**2'14.907**		32.565	27.919	42.454	31.969	213.4
4	**2'14.427**		32.165	27.873	42.456	31.933	210.7
5	**2'13.575**		32.059	27.799	42.234	31.483	210.6
6	**2'11.823**		31.879	27.368	41.613	30.963	210.4
7	**2'11.253**		31.075	27.151	41.772	31.255	214.9
8	**2'11.584**		31.659	27.160	41.454	31.311	214.4
9	**2'10.762**		31.396	26.874	41.536	30.956	211.3
10	**2'11.124**		31.608	27.051	41.261	31.204	212.0
11	**2'11.040**		31.154	27.063	41.661	31.162	210.6
12	**2'10.736**		31.315	26.923	41.463	31.035	211.9
13	**2'10.553**		31.301	26.826	41.333	31.093	208.8
14	**2'10.412**		31.416	26.996	40.967	31.033	208.8

25th 6 Phillip TONN — Red Bull MotoGP Roo GER

Runs=3 Total laps=13 Full laps=8

Lap	Lap Time		T1	T2	T3	T4	Speed
1	3'29.757		39.902	31.481	46.736	33.909	139.0
2	**2'20.205**		34.264	28.780	44.340	32.821	193.0
3	**2'17.807**		33.836	28.206	43.525	32.240	204.7
4	1'05.461	P	33.124				205.2
5	2'19.151		36.334	28.064	42.566	32.187	143.0
6	**2'13.833**		32.558	27.402	41.985	31.888	205.8
7	**2'12.681**		31.990	27.346	41.736	31.609	208.9
8	**2'13.642**		32.216	27.339	41.667	32.420	208.8
9	**2'12.446**		31.947	26.932	41.777	31.790	208.2
10	1'03.456	P	31.619				211.9
11	2'17.106		36.408	27.570	41.523	31.605	120.1
12	**2'10.964**		31.554	26.973	41.080	31.357	207.3
13	**2'10.494**		31.490	26.654	41.028	31.322	206.7

Fastest Lap:	Billy VAN EERDE	Red Bull MotoGP Roo	AUS	**2'04.009**	30.030	25.369	39.058	29.552

DORNA DATA PROCESSING -TIMING SERVICE DORNA DATA PROCESSING TIMING SERVICE DORNA DATA PROCESSING TIMING SERVICE DORNA DATA PROCESSING TIMING SERVICE DORNA DATA PROCESSING TIMING SERVICE DORNA DATA PROCESSING TIMING SERVICE DORNA DATA PROCESSING TIMING SERVICE DORNA DATA PROCCEESSS

mo Internazionale del

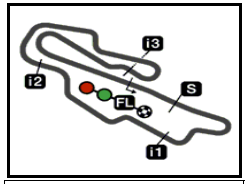

5245 m.

Results and timing service provided by TISSOT

RookiesCup

GRAN PREMIO D'ITALIA OAKLEY

Free Practice Nr. 1

Best Partial Times

IT *Ideal Lap Time, sum of the best partial times* ***BT*** *Best Lap Time*

T1			T2		T3		T4							
Pos	Rider	Time	Rider	Time	Rider	Time	Rider	Time	Pos	Rider	IT	BT	
1	Y.KUNII	29.895	B.BALTUS	25.236	B.BALTUS	38.778	B.VAN EERDE	29.541	1	**Y.KUNII**	2'03.986	2'04.069	(2)
2	**P.ACOSTA**	**29.914**	**B.VAN EERDE**	**25.369**	**Y.KUNII**	**38.888**	**C.TATAY**	**29.667**	2	**B.VAN EERDE**	2'03.998	2'04.009	(1)
3	C.TATAY	29.943	M.URIARTE	25.373	J.DUPASQUIER	39.034	M.URIARTE	29.678	3	**P.ACOSTA**	2'04.331	2'04.331	(3)
4	**B.VAN EERDE**	**30.030**	**Y.KUNII**	**25.408**	**P.ACOSTA**	**39.048**	**J.DUPASQUIER**	**29.783**	4	**C.TATAY**	2'04.335	2'04.633	(6)
5	H.NOGUCHI	30.113	P.ACOSTA	25.567	B.VAN EERDE	39.058	Y.KUNII	29.795	5	**M.URIARTE**	2'04.374	2'04.374	(4)
6	**M.URIARTE**	**30.194**	**C.TATAY**	**25.610**	**C.TATAY**	**39.115**	**P.ACOSTA**	**29.802**	6	**B.BALTUS**	2'04.446	2'04.559	(5)
7	L.FELLON	30.200	J.DUPASQUIER	25.664	M.URIARTE	39.129	A.HUERTAS	30.037	7	**J.DUPASQUIE**	2'04.791	2'04.817	(7)
8	**M.COOK**	**30.305**	**M.BERTELLE**	**25.754**	**M.BERTELLE**	**39.158**	**B.BALTUS**	**30.065**	8	**H.NOGUCHI**	2'05.424	2'05.630	(8)
9	J.DUPASQUIER	30.310	A.HUERTAS	25.811	H.NOGUCHI	39.368	H.NOGUCHI	30.074	9	**M.BERTELLE**	2'05.519	2'05.764	(9)
10	**M.AJI**	**30.319**	**H.NOGUCHI**	**25.869**	**L.FELLON**	**39.471**	**L.FELLON**	**30.119**	10	**L.FELLON**	2'05.687	2'06.127	(10)
11	D.SALVADOR	30.326	A.MARAEV	25.895	M.AJI	39.497	M.BERTELLE	30.186	11	**A.HUERTAS**	2'05.903	2'06.695	(14)
12	**C.ROUGÉ**	**30.329**	**M.AJI**	**25.896**	**C.ROUGÉ**	**39.514**	**N.HERNANDEZ**	**30.272**	12	**M.AJI**	2'06.070	2'06.523	(12)
13	B.BALTUS	30.367	L.FELLON	25.897	D.SALVADOR	39.628	C.ROUGÉ	30.309	13	**C.ROUGÉ**	2'06.202	2'06.392	(11)
14	**A.HUERTAS**	**30.385**	**G.PLANQUES**	**25.897**	**A.HUERTAS**	**39.670**	**D.SALVADOR**	**30.320**	14	**D.SALVADOR**	2'06.269	2'06.585	(13)
15	M.BERTELLE	30.421	M.COOK	25.936	A.MARAEV	39.907	M.AJI	30.358	15	**M.COOK**	2'06.609	2'06.739	(15)
16	**N.HERNANDEZ**	**30.524**	**D.SALVADOR**	**25.995**	**M.COOK**	**39.920**	**A.ESCRIG**	**30.447**	16	**N.HERNANDE**	2'06.876	2'07.522	(17)
17	A.MARAEV	30.659	C.ROUGÉ	26.050	N.HERNANDEZ	40.023	M.COOK	30.448	17	**A.MARAEV**	2'07.130	2'07.706	(18)
18	**D.SAKO**	**30.703**	**N.HERNANDEZ**	**26.057**	**G.PLANQUES**	**40.175**	**T.SCOTT**	**30.512**	18	**G.PLANQUES**	2'07.388	2'07.480	(16)
19	G.PLANQUES	30.742	A.LIEBENBERG	26.208	A.ESCRIG	40.314	G.PLANQUES	30.574	19	**A.ESCRIG**	2'07.910	2'07.910	(19)
20	**A.ESCRIG**	**30.782**	**D.SAKO**	**26.254**	**D.SAKO**	**40.416**	**A.MARAEV**	**30.669**	20	**D.SAKO**	2'08.079	2'08.620	(20)
21	N.DETTWILER	31.075	A.ESCRIG	26.367	A.LIEBENBERG	40.671	D.SAKO	30.706	21	**A.LIEBENBER**	2'08.980	2'08.980	(21)
22	**T.SCOTT**	**31.089**	**T.SCOTT**	**26.462**	**N.DETTWILER**	**40.967**	**Z.VAN DEN GOO**	**30.815**	22	**T.SCOTT**	2'09.499	2'10.326	(23)
23	Z.VAN DEN GOO	31.131	P.TONN	26.654	P.TONN	41.028	A.LIEBENBERG	30.903	23	**N.DETTWILER**	2'09.824	2'10.412	(24)
24	**A.LIEBENBERG**	**31.198**	**N.DETTWILER**	**26.826**	**Z.VAN DEN GOO**	**41.385**	**N.DETTWILER**	**30.956**	24	**Z.VAN DEN G**	2'10.215	2'10.293	(22)

DORNA DATA PROCESSING .TIMING SERVICE DORNA DATA PROCESSING TIMING SERVICE DORNA DATA PROCESSING TIMING SERVICE DORNA DATA PROCESSING TIMING SERVICE DORNA DATA PROCESSING TIMING SERVICE DORNA DATA PROCESSING TIMING SERVICE DORNA DATA PROCESSING TIMING SERVICE DORNA DATA PROCCESSS

mo Internazionale del

Results and timing service provided by TISSOT

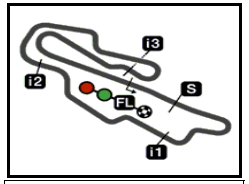

5245 m.

GRAN PREMIO D'ITALIA OAKLEY

Free Practice Nr. 1

Best Partial Times

RookiesCup

IT *Ideal Lap Time, sum of the best partial times* ***BT*** *Best Lap Time*

T1			T2		T3		T4						
Pos	*Rider*	*Time*	*Rider*	*Time*	*Rider*	*Time*	*Rider*	*Time*	*Pos*	*Rider*	*IT*	*BT*	
25	P.TONN	31.490	Z.VAN DEN GOO	26.884	T.SCOTT	41.436	P.TONN	31.322	25	**P.TONN**	2'10.494	2'10.494	(25)

DORNA DATA PROCESSING .TIMING SERVICE DORNA DATA PROCESSING TIMING SERVICE DORNA DATA PROCESSING TIMING SERVICE DORNA DATA PROCESSING TIMING SERVICE DORNA DATA PROCESSING TIMING SERVICE DORNA DATA PROCESSING TIMING SERVICE DORNA DATA PROCESSING TIMING SERVICE DORNA DATA PROCCEESSS

mo Internazionale del

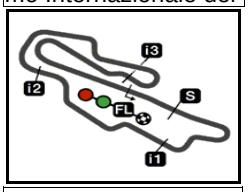

5245 m.

Results and timing service provided by TISSOT

RookiesCup

GRAN PREMIO D'ITALIA OAKLEY

Free Practice Nr. 1

Fastest Laps Sequence

Practice Time		Rider	Nation	Motorcycle	Time	Km/h	Rider's Lap
4'37.366	7	**Barry BALTUS**	BEL	KTM	**2'10.332**	144.8	2
4'37.500	50	**Jason DUPASQUIER**	SWI	KTM	**2'09.228**	146.1	2
4'44.532	38	**David SALVADOR**	SPA	KTM	**2'09.115**	146.2	2
4'46.889	99	**Carlos TATAY**	SPA	KTM	**2'07.726**	147.8	2
6'44.304	7	**Barry BALTUS**	BEL	KTM	**2'06.938**	148.7	3
6'53.571	99	**Carlos TATAY**	SPA	KTM	**2'06.682**	149.0	3
8'50.611	7	**Barry BALTUS**	BEL	KTM	**2'06.307**	149.4	4
8'59.781	99	**Carlos TATAY**	SPA	KTM	**2'06.210**	149.6	4
9'10.393	92	**Yuki KUNII**	JPN	KTM	**2'05.770**	150.1	4
13'16.916	99	**Carlos TATAY**	SPA	KTM	**2'05.636**	150.2	6
15'22.044	99	**Carlos TATAY**	SPA	KTM	**2'05.128**	150.9	7
21'42.208	99	**Carlos TATAY**	SPA	KTM	**2'04.633**	151.5	10
23'51.145	92	**Yuki KUNII**	JPN	KTM	**2'04.069**	152.1	11
25'57.076	29	**Billy VAN EERDE**	AUS	KTM	**2'04.009**	152.2	12

DORNA DATA PROCESSING ,TIMING SERVICE DORNA DATA PROCESSING TIMING SERVICE DORNA DATA PROCESSING TIMING SERVICE DORNA DATA PROCESSING TIMING SERVICE DORNA DATA PROCESSING TIMING SERVICE DORNA DATA PROCESSING TIMING SERVICE DORNA DATA PROCESSING TIMING SERVICE DORNA DATA PROCCEESSS

Mugello, Friday, May 31, 2019