

5245 m.

GRAN PREMIO D'ITALIA OAKLEY

Free Practice Nr. 2

Chronological Analysis of Performances

5

* Lap / Sector time cancelled

T1 Time from finish line to 1st intermediate

T3 Time from 2nd intermed. to 3rd intermed.

P Crossing the finish line in pit lane

T2 Time from 1st intermed. to 2nd intermed.

T4 Time from 3rd intermediate to finish line

Lap	Lap Time	T1	T2	T3	T4	Speed	Lap	Lap Time	T1	T2	T3	T4	Speed	
1st	28	Matteo BERTELLE Red Bull MotoGP Roo ITA Runs=4 Total laps=14 Full laps=6						11	2'03.280	29.824	25.182	38.548	29.726	213.4
1	2'23.749	34.950	27.058	40.325	30.023	147.4	12	2'06.806	30.984	26.157	39.700	29.965	209.7	
2	2'05.088	30.295	25.568	39.168	30.057	212.9	13	2'03.261	29.914	25.128	38.473	29.746	211.1	
3	1'03.105 P	32.899				209.4	14	2'05.306	30.040	25.585	39.548	30.133	212.4	
4	2'14.269	34.537	27.771	41.947	30.014	149.6	4th	89	Marcos URIARTE Red Bull MotoGP Roo SPA Runs=2 Total laps=14 Full laps=7					
5	2'05.190	30.171	25.599	39.100	30.320	215.9	1	2'23.076	34.104	27.178	39.987	30.412	147.5	
6	2'04.777 P	30.631	25.604	40.829	27.713	210.7	2	2'05.769	30.591	25.544	39.273	30.361	209.7	
7	2'07.101	32.954	25.561	38.838	29.748	150.1	3	2'12.864 P	32.720	26.816	42.754	30.574	206.8	
8	1'01.592 P	30.062				216.9	4	2'24.283	43.768	30.342	39.914	30.259	121.7	
9	2'07.686	32.547	25.816	39.215	30.108	156.6	5	2'04.217 *	30.150	25.414	38.955*	29.698	216.6	
10	2'03.754	29.986	25.349	38.645	29.774	214.2	6	2'04.884	29.917	25.536	39.198	30.233	217.4	
11	2'02.771	29.718	25.095	38.432	29.526	216.0	7	2'04.490 *	30.130	25.293*	39.105	29.962	212.7	
12	2'02.574	29.805	25.038	38.485	29.246	215.3	8	2'04.828	30.402	25.284	38.973	30.169	209.4	
13	2'03.687 *	30.238	25.368*	38.528	29.553	217.6	9	2'06.757 *	29.862	26.979*	39.736	30.180	216.6	
14	2'06.405	30.128	27.319	39.340	29.618	217.7	10	2'04.324	30.273	25.387	38.757	29.907	212.5	
2nd	7	Barry BALTUS Red Bull MotoGP Roo BEL Runs=2 Total laps=14 Full laps=8						11	2'03.560 *	29.870	25.307	38.673*	29.710	220.8
1	2'16.637	34.211	25.863	39.682	30.078	151.6	12	2'03.742	29.728	25.161	38.926	29.927	218.4	
2	2'04.783	30.663	25.120	38.865	30.135	204.8	13	2'03.841	29.859	25.261	38.960	29.761	216.9	
3	2'04.509	30.253	25.186	39.103	29.967	207.0	14	2'04.680	29.829	25.950	39.089	29.812	219.8	
4	2'03.925	30.337	24.981	38.722	29.885	206.9	5th	34	Mario AJI Red Bull MotoGP Roo INA Runs=3 Total laps=14 Full laps=7					
5	2'04.139 *	30.148	25.318	38.756*	29.917*	208.1	1	2'39.468	35.193	27.485	43.969	39.159	146.2	
6	2'03.283	30.018	25.039	38.517	29.709	208.8	2	2'10.342	30.493	27.586	40.789	31.474	212.3	
7	2'03.418 *	29.838	25.121	38.606*	29.853	209.8	3	1'01.799 P	30.614				215.2	
8	2'02.633	29.775	24.972	38.518	29.368	212.6	4	2'08.087 *	33.515	25.519	39.082*	29.971	146.6	
9	2'03.830	30.198	25.137	38.796	29.699	217.3	5	2'05.766	30.122	25.616	39.545	30.483	212.3	
10	1'00.050 P	29.808				212.6	6	2'04.606	30.303	25.454	38.961	29.888	210.0	
11	2'13.545	38.320	25.785	39.315	30.125	115.1	7	2'05.162	30.436	25.763	38.933	30.030	218.4	
12	2'03.716	30.006	25.051	38.711	29.948	209.5	8	2'04.383 *	29.887	25.330	39.132*	30.034	217.4	
13	2'03.281 *	29.934	24.982	38.410	29.955*	209.7	9	2'04.222 *	30.063	25.245	38.927	29.987*	215.8	
14	2'04.499	30.032	25.365	38.878	30.224	208.1	10	2'07.174	30.013	27.028	40.097	30.036	210.5	
3rd	99	Carlos TATAY Red Bull MotoGP Roo SPA Runs=2 Total laps=14 Full laps=11						11	2'03.868	30.023	25.156	38.821	29.868	213.4
1	2'41.793	39.975	29.668	42.657	32.065	124.0	12	2'08.149 P	30.258	25.941	40.055	31.895	215.7	
2	2'05.159 P	30.359	25.752	39.948	29.100	216.5	13	2'12.858	35.948	26.756	39.557	30.597	147.2	
3	2'07.214	32.553	25.443	39.295	29.923	155.9	14	2'06.221	30.478	25.988	39.297	30.458	214.8	
4	2'04.276	29.971	25.384	39.135	29.786	212.1	6th	37	Pedro ACOSTA Red Bull MotoGP Roo SPA Runs=3 Total laps=15 Full laps=9					
5	2'03.449	29.839	25.238	38.778	29.594	213.9	1	2'19.551	34.459	26.388	40.293	30.044	156.5	
6	2'03.325	29.744	25.418	38.603	29.560	217.4	2	2'05.137	30.255	25.623	39.526	29.733	213.2	
7	2'03.861	29.832	25.611	38.724	29.694	216.0	3	2'04.840	30.059	25.570	39.349	29.862	218.8	
8	2'03.800	29.766	25.252	38.867	29.915	216.2	4	2'05.389	30.087	25.605	39.405	30.292	214.2	
9	2'03.793	30.020	25.129	38.854	29.790	208.7	5	1'02.730 P	30.989				213.2	
10	2'08.668	31.407	26.938	40.079	30.244	214.1								

Fastest Lap: Matteo BERTELLE Red Bull MotoGP Roo ITA 2'02.574 29.805 25.038 38.485 29.246

DORNA DATA PROCESSING TIMING SERVICE DORNA DATA PROCESSING TIMING SERVICE DORNA DATA PROCESSING TIMING SERVICE DORNA DATA PROCESSING TIMING SERVICE DORNA DATA PROCESSING TIMING SERVICE DORNA DATA PROCESSING TIMING SERVICE DORNA DATA PROCCEESS

Free Practice Nr. 2

RookiesCup

Lap	Lap Time	T1	T2	T3	T4	Speed	Lap	Lap Time	T1	T2	T3	T4	Speed
12	2'05.227	30.105	25.641	39.288	30.193	215.7	1	2'40.451	38.436	31.651	49.367	30.500	112.0
13	2'07.343	30.408	26.705	40.269	29.961	213.9	2	2'08.342	30.723	26.437	39.794	31.388	220.4
14	2'05.326	30.218	25.604	39.346	30.158	214.6	3	2'07.866	30.230	26.278	41.036	30.322	223.2

13th 29 Billy VAN EERDE Red Bull MotoGP Roo AUS
Runs=2 Total laps=13 Full laps=9

1	2'39.988	40.284	28.635	44.095	30.384	126.9
2	2'08.272	31.111	25.931	40.261	30.969	213.9
3	2'07.083 *	30.614	26.175	40.410	29.884*	217.7
4	2'05.553	30.412	25.628	39.708	29.805	215.2
5	2'07.345	30.339	25.502	40.684	30.820	215.1
6	2'10.030 P	30.333	25.846	44.204	29.647	217.4
7	2'13.830	37.258	26.199	40.210	30.163	144.1
8	2'06.042	30.580	25.642	39.795	30.025	211.1
9	2'05.506	30.467	25.440	39.575	30.024	213.8
10	2'04.781	30.107	25.607	39.250	29.817	214.9
11	2'05.225	30.257	25.587	39.349	30.032	216.1
12	2'07.598	30.002	26.745	40.981	29.870	216.1
13	2'05.080	30.313	25.368	39.379	30.020	214.3

14th 66 Adrian HUERTAS Red Bull MotoGP Roo SPA
Runs=3 Total laps=14 Full laps=4

1	2'40.196	39.641	29.605	45.954	30.377	109.3
2	2'06.531	30.650	25.771	39.777	30.333	219.5
3	2'11.992 *	30.722	27.415	41.835*	32.020	215.4
4	2'09.630 *	30.640	28.293*	40.271	30.426*	217.7
5	2'06.204 *	30.482	25.978*	39.711	30.033	213.2
6	1'01.139 P	30.576				212.8
7	2'12.508 *	34.114	26.982	40.748	30.664*	150.5
8	2'07.426	30.629	25.882	40.532	30.383	214.7
9	2'05.202 *	30.259	25.359*	39.487	30.097	216.9
10	1'00.573 P	30.342				212.5
11	2'12.903	35.011	27.405	40.538	29.949	147.4
12	2'04.783	30.059	25.395	39.360	29.969	216.5
13	2'04.722 *	30.282	25.465*	39.095	29.880	212.8
14	2'05.058	30.072	25.623	39.315	30.048	214.7

15th 45 Clément ROUGÉ Red Bull MotoGP Roo FRA
Runs=1 Total laps=14 Full laps=10

1	2'45.676	39.705	26.665	40.361	30.118	97.5
2	2'05.427	30.428	25.662	39.169	30.168	211.7
3	2'07.559	30.422	26.313	40.463	30.361	216.0
4	2'08.289	31.031	26.184	40.133	30.941	216.6
5	2'06.350	30.460	26.059	39.665	30.166	213.8
6	2'06.266 *	30.347	25.988	39.800*	30.131*	212.5
7	2'05.409	30.210	25.458	39.371	30.370	212.3
8	2'06.498	30.446	25.923	39.786	30.343	210.5
9	2'05.849 *	30.292	25.653	39.551*	30.353	208.8
10	2'11.520	32.518	27.844	40.165	30.993	209.2
11	2'05.079 *	30.136	25.527	39.234*	30.182	214.8
12	2'11.476	35.794	26.550	38.975	30.157	213.9
13	2'04.799	30.157	25.613	39.104	29.925	214.7
14	2'04.867	30.223	25.588	39.104	29.952	216.4

16th 38 David SALVADOR Red Bull MotoGP Roo SPA
Runs=3 Total laps=13 Full laps=7

7	2'07.599	30.985	25.869	40.144	30.601	203.6
---	----------	--------	--------	--------	--------	-------

17th 11 Alex ESCRIG Red Bull MotoGP Roo SPA
Runs=3 Total laps=13 Full laps=7

1	2'36.202	40.029	29.646	42.395	30.667	119.7
2	2'11.246	32.535	27.286	40.676	30.749	217.5
3	2'08.311 *	31.015	26.785	40.459*	30.052	217.3
4	2'06.361	30.458	25.877	39.715	30.311	216.3
5	2'11.662 P	30.357	26.479	43.172*	31.654	213.9
6	2'23.669	38.658	28.809	43.928	32.274	103.4
7	2'09.495	31.481	26.500	40.845	30.669	209.5
8	2'07.201	30.568	26.043	40.046	30.544	209.5
9	1'05.441 P	31.808				209.5
10	2'14.480	36.496	26.603	40.701	30.680	133.4
11	2'07.929	30.379	26.298	40.979	30.273	214.6
12	2'05.570	30.308	25.546	39.309	30.407	210.7
13	2'10.867	30.451	27.187	42.817	30.412	209.0

18th 30 Max COOK Red Bull MotoGP Roo GBR
Runs=3 Total laps=14 Full laps=5

1	2'45.593	35.766	26.411	40.234	30.396	139.0
2	2'06.049	30.184	25.735	39.331	30.799	213.2
3	2'06.961	30.167	26.568	39.825	30.401	219.0
4	2'08.253	30.950	26.183	40.075	31.045	217.5
5	2'04.520 P	30.495	26.026	40.213	27.786	209.5
6	2'13.975	37.262	26.016	40.034	30.663	107.1
7	2'06.450 *	30.153	25.935	39.790*	30.572	214.2
8	2'06.507	30.588	25.693	39.742	30.484	208.8
9	1'01.990 P	30.853				211.1
10	2'10.309	33.787	25.986	39.859	30.677	147.8
11	2'06.200 *	30.290	25.868*	39.619	30.423	210.7
12	2'05.771 *	30.126	25.652	39.494	30.499*	207.6
13	2'06.960	30.314	25.683	40.201	30.762	207.4
	PIT	30.387				208.0

19th 62 Aidan LIEBENBER Red Bull MotoGP Roo RSA
Runs=2 Total laps=14 Full laps=11

1	2'40.855	35.305	28.339	43.377	31.750	145.3
2	2'10.757	31.666	26.600	41.215	31.276	207.0
3	2'09.815	31.026	26.519	41.243	31.027	209.6
4	2'08.014	30.739	26.198	40.441	30.636	214.8
5	2'09.280	30.849	26.326	40.833	31.272	207.5
6	2'10.097	30.918	26.135	41.207	31.837	201.7
7	2'07.599	30.985	25.869	40.144	30.601	203.6

Fastest Lap: Matteo BERTELLE Red Bull MotoGP Roo ITA 2'02.574 29.805 25.038 38.485 29.246

DORNA DATA PROCESSING TIMING SERVICE DORNA DATA PROCESSING TIMING SERVICE DORNA DATA PROCESSING TIMING SERVICE DORNA DATA PROCESSING TIMING SERVICE DORNA DATA PROCESSING TIMING SERVICE DORNA DATA PROCESSING TIMING SERVICE DORNA DATA PROCESSING TIMING SERVICE DORNA DATA PROCCEESSS



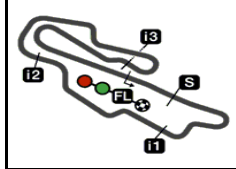
Free Practice Nr. 2

RookiesCup

Lap	Lap Time	T1	T2	T3	T4	Speed	Lap	Lap Time	T1	T2	T3	T4	Speed						
23rd 55 Noah DETTWILER Red Bull MotoGP Roo SWI Runs=1 Total laps=14 Full laps=13							1	2'34.772	37.083	28.586	42.689	32.028	133.3						
8	2'10.056	30.755	26.107	40.737	32.457	204.3	2	2'12.068	31.575	27.015	41.804	31.674	216.6						
9	2'13.895	34.332	26.598	41.546	31.419	144.2	3	2'15.270	34.595	27.901	41.652	31.122	207.7						
10	2'08.053	31.080	25.839	40.179	30.955	200.9	4	2'11.331	31.570	27.072	41.560	31.129	214.1						
11	2'07.876	30.816	25.841	40.462	30.757	201.5	5	2'10.828	31.315	27.066	41.264	31.183	215.1						
12	2'07.685	30.893	25.691	40.248	30.853	199.9	6	2'09.992	31.411	26.739	41.055	30.787	210.8						
13	2'09.050	31.031	25.849	40.957	31.213	199.0	7	2'09.873	31.155	26.571	41.207	30.940	213.6						
14	2'08.110	30.850	26.341	40.107	30.812	200.8	8	2'09.932	31.161	26.718	41.078	30.975	216.2						
20th 84 Zonta VAN DEN GO Red Bull MotoGP Roo NED Runs=2 Total laps=13 Full laps=10							9	2'09.966	31.339	26.584	41.063	30.980	206.9						
1	2'34.654	35.925	28.320	44.120	32.467	152.4	10	2'10.319	31.326	26.654	41.283	31.056	209.7						
2	2'11.668	31.250	26.827	41.968	31.623	213.5	11	2'09.124	31.185	26.451	40.852	30.636	209.1						
3	2'11.995	31.872	26.747	42.154	31.222	211.2	12	2'08.742	30.965	26.437	40.697	30.643	210.9						
4	2'10.824	31.352	26.976	41.572	30.924	215.3	13	2'08.721	30.954	26.357	40.510	30.900	211.9						
5	2'09.200	30.912	26.426	40.790	31.072	218.2	14	2'09.748	31.126	26.705	41.087	30.830	210.0						
6	2'08.927	30.838	26.467	40.878	30.744	213.5	24th 48 Gabin PLANQUES Red Bull MotoGP Roo FRA Runs=1 Total laps=2 Full laps=0												
7	2'08.798	30.840	26.479	40.602	30.877	214.4	1	2'26.144	36.486	27.476	41.490	30.963	135.0						
8	2'08.113	30.715	26.272	40.592	30.534	213.1	unfinished		31.058	26.483	40.899	209.5							
9	1'05.371	31.637				215.3	25th 74 Daijiro SAKO Red Bull MotoGP Roo JPN Runs=1 Total laps=2 Full laps=0												
10	2'17.930	38.394	26.549	41.308	31.679	118.4	1	2'26.117	35.232	27.308	41.500	30.821	150.1						
11	2'09.141	31.201	26.311	40.715	30.914	212.3	unfinished		30.984	26.464	40.835	210.7							
12	2'08.098	30.631	26.320	40.482	30.665	213.3	21st 6 Phillip TONN Red Bull MotoGP Roo GER Runs=3 Total laps=13 Full laps=7												
13	2'07.692	30.686	26.375	40.234	30.397	212.6	1	2'26.865	35.208	27.817	41.834	32.009	149.4						
22nd 70 Tyler SCOTT Red Bull MotoGP Roo USA Runs=1 Total laps=14 Full laps=10							2	2'11.021	31.517	27.074	41.186	31.244	208.3						
1	2'34.902	36.328	28.724	43.949	32.982	151.8	3	2'11.148	32.261	26.796	40.946	31.145	210.1						
2	2'13.653	32.215	27.339	42.722	31.377	212.9	4	1'03.931	32.007				207.8						
3	2'12.781	31.708	27.519	42.679	30.875	217.9	5	2'15.251	34.298	27.110	41.952	31.891	144.4						
4	2'11.483	31.456	26.907	42.147	30.973	213.0	6	2'11.934	31.206	28.203	41.459*	31.066	212.4						
5	2'10.579	31.474	26.900	41.320	30.885	210.6	7	2'10.155	31.372	26.470	41.059	31.254	211.1						
6	2'09.845	31.334	26.713	41.163	30.635	208.5	8	2'12.018	31.887	26.881	41.524	31.726	206.1						
7	2'09.515	31.326	26.583	40.936*	30.670	210.9	9	2'10.917	32.343	26.836	41.242	30.496	206.7						
8	2'09.243	31.158	26.385	40.912	30.788	209.0	10	2'15.764	37.173	26.801	40.989	30.801	141.7						
9	2'09.439	31.006	26.792	40.960	30.681	207.9	11	2'08.464	30.880	26.197	40.620	30.767	210.8						
10	2'08.929	31.088	26.606	40.728*	30.507	209.2	12	2'08.455	30.867	26.447	40.198	30.943	212.7						
11	2'09.959	31.280	26.545	41.281	30.853	209.4	13	2'08.076	30.902	26.378	40.161	30.635	211.0						
12	2'08.815	31.067	26.270	40.792	30.686	209.0	Fastest Lap: Matteo BERTELLE Red Bull MotoGP Roo ITA 2'02.574 29.805 25.038 38.485 29.246												
13	2'08.125	30.811	26.004	40.483*	30.827	210.8	DORNA DATA PROCESSING TIMING SERVICE DORNA DATA PROCESSING TIMING SERVICE DORNA DATA PROCESSING TIMING SERVICE DORNA DATA PROCESSING TIMING SERVICE DORNA DATA PROCESSING TIMING SERVICE DORNA DATA PROCESSING TIMING SERVICE DORNA DATA PROCCESSS												
14	2'08.148	30.669	26.193	40.756	30.530	209.6													

Fastest Lap: Matteo BERTELLE Red Bull MotoGP Roo ITA 2'02.574 29.805 25.038 38.485 29.246





5245 m.

GRAN PREMIO D'ITALIA OAKLEY**Free Practice Nr. 2****Combined Free Practice Times**

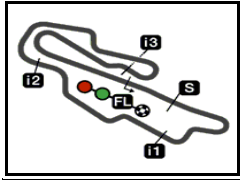
	Rider	Nation	Team	MOTORCYCLE	FP1	FP2	Gap
1	28 M.BERTELLE	ITA	Red Bull MotoGP Rookies Cup	KTM	2'05.764	7 2'02.574	12
2	7 B.BALTUS	BEL	Red Bull MotoGP Rookies Cup	KTM	2'04.559	12 2'02.633	8 0.059 0.059
3	99 C.TATAY	SPA	Red Bull MotoGP Rookies Cup	KTM	2'04.633	10 2'03.261	13 0.687 0.628
4	89 M.URIARTE	SPA	Red Bull MotoGP Rookies Cup	KTM	2'04.374	14 2'03.742	12 1.168 0.481
5	34 M.AJI	INA	Red Bull MotoGP Rookies Cup	KTM	2'06.523	12 2'03.868	11 1.294 0.126
6	37 P.ACOSTA	SPA	Red Bull MotoGP Rookies Cup	KTM	2'04.331	14 2'03.873	15 1.299 0.005
7	92 Y.KUNII	JPN	Red Bull MotoGP Rookies Cup	KTM	2'04.069	11 2'03.999	14 1.425 0.126
8	29 B.VAN EERDE	AUS	Red Bull MotoGP Rookies Cup	KTM	2'04.009	12 2'04.781	10 1.435 0.010
9	50 J.DUPASQUIER	SWI	Red Bull MotoGP Rookies Cup	KTM	2'04.817	14 2'04.121	8 1.547 0.112
10	88 A.MARAEV	RUS	Red Bull MotoGP Rookies Cup	KTM	2'07.706	11 2'04.331	13 1.757 0.210
11	44 N.HERNANDEZ	COL	Red Bull MotoGP Rookies Cup	KTM	2'07.522	4 2'04.523	15 1.949 0.192
12	5 L.FELLON	FRA	Red Bull MotoGP Rookies Cup	KTM	2'06.127	13 2'04.526	15 1.952 0.003
13	56 H.NOGUCHI	JPN	Red Bull MotoGP Rookies Cup	KTM	2'05.630	12 2'04.777	10 2.203 0.251
14	66 A.HUERTAS	SPA	Red Bull MotoGP Rookies Cup	KTM	2'06.695	12 2'04.783	12 2.209 0.006
15	45 C.ROUGÉ	FRA	Red Bull MotoGP Rookies Cup	KTM	2'06.392	12 2'04.799	13 2.225 0.016
16	38 D.SALVADOR	SPA	Red Bull MotoGP Rookies Cup	KTM	2'06.585	12 2'04.875	7 2.301 0.076
17	11 A.ESCRIG	SPA	Red Bull MotoGP Rookies Cup	KTM	2'07.910	3 2'05.570	12 2.996 0.695
18	30 M.COOK	GBR	Red Bull MotoGP Rookies Cup	KTM	2'06.739	11 2'06.049	2 3.475 0.479
19	48 G.PLANQUES	FRA	Red Bull MotoGP Rookies Cup	KTM	2'07.480	9	4.906 1.431
20	62 A.LIEBENBERG	RSA	Red Bull MotoGP Rookies Cup	KTM	2'08.980	14 2'07.599	7 5.025 0.119
21	84 Z.VAN DEN GOOI	NED	Red Bull MotoGP Rookies Cup	KTM	2'10.293	14 2'07.692	13 5.118 0.093
22	6 P.TONN	GER	Red Bull MotoGP Rookies Cup	KTM	2'10.494	13 2'08.076	13 5.502 0.384
23	70 T.SCOTT	USA	Red Bull MotoGP Rookies Cup	KTM	2'10.326	14 2'08.148	14 5.574 0.072
24	74 D.SAKO	JPN	Red Bull MotoGP Rookies Cup	KTM	2'08.620	3	6.046 0.472
25	55 N.DETTWILER	SWI	Red Bull MotoGP Rookies Cup	KTM	2'10.412	14 2'08.721	13 6.147 0.101

Pole Position Record:	2018	Meikon KAWAKAMI	2'01.148	155.8 Km/h
Best Race Lap:	2018	Adrian HUERTAS	2'00.957	156.1 Km/h
All Time Lap Record:	2018	Adrian HUERTAS	2'00.957	156.1 Km/h

The results are provisional until the end of the limit for protest and appeals.


Time limit for protest expires 60' after publication of the results - Mr. Time:

DORNA DATA PROCESSING TIMING SERVICE DORNA DATA PROCESSING TIMING SERVICE DORNA DATA PROCESSING TIMING SERVICE DORNA DATA PROCESSING TIMING SERVICE DORNA DATA PROCESSING TIMING SERVICE DORNA DATA PROCESSING TIMING SERVICE DORNA DATA PROCESSING TIMING SERVICE DORNA DATA PROCESSING



5245 m.

GRAN PREMIO D'ITALIA OAKLEY**Free Practice Nr. 2****Fastest Laps Sequence****RookiesCup**

<i>Practice Time</i>	 <i>Rider</i>	<i>Nation</i>	<i>Motorcycle</i>	<i>Time</i>	<i>Km/h</i>	<i>Rider's Lap</i>
4'21.420	7 Barry BALTUS	BEL	KTM	2'04.783	151.3	2
6'25.929	7 Barry BALTUS	BEL	KTM	2'04.509	151.6	3
8'29.854	7 Barry BALTUS	BEL	KTM	2'03.925	152.3	4
11'25.316	99 Carlos TATAY	SPA	KTM	2'03.449	152.9	5
12'37.276	7 Barry BALTUS	BEL	KTM	2'03.283	153.1	6
16'43.327	7 Barry BALTUS	BEL	KTM	2'02.633	153.9	8
27'06.262	28 Matteo BERTELLE	ITA	KTM	2'02.574	154.0	12