mo Internazionale del

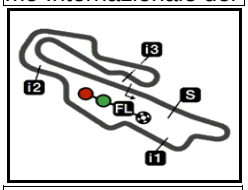

5245 m.

Results and timing service provided by TISSOT

RookiesCup

GRAN PREMIO D'ITALIA OAKLEY

Qualifying Practice

Classification

		Rider	Nation	Team	Motorcycle	Time	Lap	Total	Gap		Top Speed
1	92	Yuki KUNII	JPN	Red Bull MotoGP Rookies Cup	KTM	2'00.876	5	12			227.8
2	99	Carlos TATAY	SPA	Red Bull MotoGP Rookies Cup	KTM	2'01.080	6	12	0.204	0.204	224.7
3	7	Barry BALTUS	BEL	Red Bull MotoGP Rookies Cup	KTM	2'01.120	6	12	0.244	0.040	222.6
4	50	Jason DUPASQUIER	SWI	Red Bull MotoGP Rookies Cup	KTM	2'01.138	12	12	0.262	0.018	223.2
5	56	Haruki NOGUCHI	JPN	Red Bull MotoGP Rookies Cup	KTM	2'01.454	8	12	0.578	0.316	224.9
6	11	Alex ESCRIG	SPA	Red Bull MotoGP Rookies Cup	KTM	2'01.659	12	12	0.783	0.205	221.2
7	5	Lorenzo FELLON	FRA	Red Bull MotoGP Rookies Cup	KTM	2'01.676	4	12	0.800	0.017	221.3
8	89	Marcos URIARTE	SPA	Red Bull MotoGP Rookies Cup	KTM	2'01.828	3	12	0.952	0.152	222.2
9	28	Matteo BERTELLE	ITA	Red Bull MotoGP Rookies Cup	KTM	2'01.861	4	12	0.985	0.033	224.0
10	37	Pedro ACOSTA	SPA	Red Bull MotoGP Rookies Cup	KTM	2'02.003	3	12	1.127	0.142	223.2
11	66	Adrian HUERTAS	SPA	Red Bull MotoGP Rookies Cup	KTM	2'02.016	11	12	1.140	0.013	224.4
12	38	David SALVADOR	SPA	Red Bull MotoGP Rookies Cup	KTM	2'02.064	5	12	1.188	0.048	222.4
13	30	Max COOK	GBR	Red Bull MotoGP Rookies Cup	KTM	2'02.496	8	12	1.620	0.432	222.5
14	34	Mario AJI	INA	Red Bull MotoGP Rookies Cup	KTM	2'02.502	10	12	1.626	0.006	223.3
15	29	Billy VAN EERDE	AUS	Red Bull MotoGP Rookies Cup	KTM	2'02.622	12	12	1.746	0.120	219.0
16	44	Nicolas HERNANDEZ	COL	Red Bull MotoGP Rookies Cup	KTM	2'03.001	5	12	2.125	0.379	223.7
17	45	Clément ROUGÉ	FRA	Red Bull MotoGP Rookies Cup	KTM	2'03.434	4	12	2.558	0.433	224.4
18	88	Artem MARAEV	RUS	Red Bull MotoGP Rookies Cup	KTM	2'03.576	10	12	2.700	0.142	219.9
19	62	Aidan LIEBENBERG	RSA	Red Bull MotoGP Rookies Cup	KTM	2'04.092	10	12	3.216	0.516	210.9
20	74	Daijiro SAKO	JPN	Red Bull MotoGP Rookies Cup	KTM	2'05.498	11	12	4.622	1.406	223.1
21	70	Tyler SCOTT	USA	Red Bull MotoGP Rookies Cup	KTM	2'05.522	12	12	4.646	0.024	218.7
22	84	Zonta VAN DEN GOORBE	NED	Red Bull MotoGP Rookies Cup	KTM	2'05.596	10	10	4.720	0.074	219.5
23	48	Gabin PLANQUES	FRA	Red Bull MotoGP Rookies Cup	KTM	2'05.769	12	12	4.893	0.173	217.9
24	6	Phillip TONN	GER	Red Bull MotoGP Rookies Cup	KTM	2'06.354	5	12	5.478	0.585	214.6
25	55	Noah DETTWILER	SWI	Red Bull MotoGP Rookies Cup	KTM	2'08.538	6	12	7.662	2.184	216.3

Practice condition: **Dry**
Air: 25°
Humidity: 30%
Ground: 28°

Fastest Lap:	Lap: 5	**Yuki KUNII**	**2'00.876**	156.2 Km/h
Best Race Lap:	2018	**Adrian HUERTAS**	**2'00.957**	156.1 Km/h
All Time Lap Record:	2019	**Yuki KUNII**	**2'00.876**	156.2 Km/h

The results are provisional until the end of the limit for protest and appeals.

Time limit for protest expires 30' after publication of the results - ..... Time: .....

DORNA DATA PROCESSING .TIMING SERVICE DORNA DATA PROCESSING TIMING SERVICE DORNA DATA PROCESSING TIMING SERVICE DORNA DATA PROCESSING TIMING SERVICE DORNA DATA PROCESSING TIMING SERVICE DORNA DATA PROCESSING TIMING SERVICE DORNA DATA PROCCEESSS

Mugello, Friday, May 31, 2019

mo Internazionale del

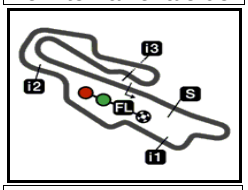

5245 m.

Results and timing service provided by TISSOT

RookiesCup

GRAN PREMIO D'ITALIA OAKLEY

Qualifying Practice

Top Speed & Average

	Rider	Nation	Motorcycle	Top 5 speeds					Average	Top
92	**Yuki KUNII**	**JPN**	KTM	227.8	218.7	213.8	213.0	212.4	217.1	**227.8**
56	**Haruki NOGUCHI**	**JPN**	KTM	224.9	224.5	223.9	223.9	221.4	223.7	**224.9**
99	**Carlos TATAY**	**SPA**	KTM	224.7	221.4	220.9	218.5	218.0	220.7	**224.7**
45	**Clément ROUGÉ**	**FRA**	KTM	224.4	223.6	222.3	220.6	219.3	222.0	**224.4**
66	**Adrian HUERTAS**	**SPA**	KTM	224.4	220.7	219.2	214.5	214.2	218.6	**224.4**
28	**Matteo BERTELLE**	**ITA**	KTM	224.0	222.5	220.9	219.2	218.8	221.1	**224.0**
44	**Nicolas HERNANDEZ**	**COL**	KTM	223.7	223.6	223.4	222.8	219.6	222.6	**223.7**
34	**Mario AJI**	**INA**	KTM	223.3	221.3	221.2	220.8	219.8	221.3	**223.3**
37	**Pedro ACOSTA**	**SPA**	KTM	223.2	221.7	220.9	216.3	216.0	219.6	**223.2**
50	**Jason DUPASQUIER**	**SWI**	KTM	223.2	220.3	219.4	218.8	215.4	219.4	**223.2**
74	**Daijiro SAKO**	**JPN**	KTM	223.1	217.1	215.0	213.6	213.2	216.4	**223.1**
7	**Barry BALTUS**	**BEL**	KTM	222.6	215.5	215.4	212.9	211.0	215.5	**222.6**
30	**Max COOK**	**GBR**	KTM	222.5	222.2	221.7	221.5	220.6	221.7	**222.5**
38	**David SALVADOR**	**SPA**	KTM	222.4	219.5	218.7	218.4	217.9	219.4	**222.4**
89	**Marcos URIARTE**	**SPA**	KTM	222.2	222.0	218.4	216.9	215.9	219.1	**222.2**
5	**Lorenzo FELLON**	**FRA**	KTM	221.3	221.3	220.8	219.2	210.6	218.6	**221.3**
11	**Alex ESCRIG**	**SPA**	KTM	221.2	221.2	221.0	220.5	217.6	220.3	**221.2**
88	**Artem MARAEV**	**RUS**	KTM	219.9	213.6	213.1	212.1	211.9	214.1	**219.9**
84	**Zonta VAN DEN GOORBERGH**	**NED**	KTM	219.5	218.4	217.9	216.7	215.2	217.5	**219.5**
29	**Billy VAN EERDE**	**AUS**	KTM	219.0	218.3	217.9	217.1	216.8	217.8	**219.0**
70	**Tyler SCOTT**	**USA**	KTM	218.7	216.6	215.8	215.3	214.0	216.1	**218.7**
48	**Gabin PLANQUES**	**FRA**	KTM	217.9	217.3	216.3	215.1	214.0	216.1	**217.9**
55	**Noah DETTWILER**	**SWI**	KTM	216.3	214.9	214.7	214.1	212.6	214.5	**216.3**
6	**Phillip TONN**	**GER**	KTM	214.6	213.9	212.4	212.1	211.2	212.8	**214.6**
62	**Aidan LIEBENBERG**	**RSA**	KTM	210.9	207.9	207.6	206.3	206.0	207.7	**210.9**

DORNA DATA PROCESSING ,TIMING SERVICE DORNA DATA PROCESSING TIMING SERVICE DORNA DATA PROCESSING TIMING SERVICE DORNA DATA PROCESSING TIMING SERVICE DORNA DATA PROCESSING TIMING SERVICE DORNA DATA PROCESSING TIMING SERVICE DORNA DATA PROCESSING TIMING SERVICE DORNA DATA PROCCEESSS

Mugello, Friday, May 31, 2019

mo Internazionale del

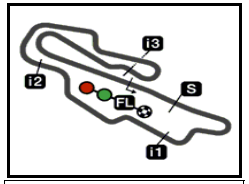

5245 m.

Results and timing service provided by TISSOT

RookiesCup

GRAN PREMIO D'ITALIA OAKLEY

Qualifying Practice

Best Partial Times

IT *Ideal Lap Time, sum of the best partial times* ***BT*** *Best Lap Time*

	T1		T2		T3		T4	
Pos	Rider	Time	Rider	Time	Rider	Time	Rider	Time
1	Y.KUNII	28.960	B.BALTUS	24.654	J.DUPASQUIER	37.730	J.DUPASQUIER	29.005
2	C.TATAY	29.000	Y.KUNII	24.677	A.ESCRIG	37.752	H.NOGUCHI	29.097
3	B.BALTUS	29.146	C.TATAY	24.708	C.TATAY	37.782	M.COOK	29.101
4	P.ACOSTA	29.153	A.ESCRIG	24.764	Y.KUNII	37.876	B.BALTUS	29.109
5	H.NOGUCHI	29.200	A.HUERTAS	24.793	B.BALTUS	37.882	P.ACOSTA	29.116
6	M.BERTELLE	29.252	M.URIARTE	24.795	M.BERTELLE	37.985	Y.KUNII	29.132
7	M.COOK	29.257	J.DUPASQUIER	24.802	M.AJI	38.030	M.URIARTE	29.136
8	L.FELLON	29.337	H.NOGUCHI	24.849	M.URIARTE	38.043	A.HUERTAS	29.162
9	J.DUPASQUIER	29.376	M.COOK	24.887	L.FELLON	38.046	D.SALVADOR	29.195
10	M.AJI	29.386	P.ACOSTA	24.888	H.NOGUCHI	38.069	N.HERNANDEZ	29.198
11	D.SALVADOR	29.397	M.BERTELLE	24.905	P.ACOSTA	38.117	C.TATAY	29.210
12	M.URIARTE	29.434	D.SALVADOR	24.916	M.COOK	38.183	C.ROUGÉ	29.243
13	A.ESCRIG	29.460	L.FELLON	24.952	D.SALVADOR	38.236	B.VAN EERDE	29.262
14	A.HUERTAS	29.545	B.VAN EERDE	24.987	A.HUERTAS	38.293	L.FELLON	29.283
15	C.ROUGÉ	29.630	C.ROUGÉ	25.031	B.VAN EERDE	38.435	M.BERTELLE	29.304
16	B.VAN EERDE	29.641	M.AJI	25.055	N.HERNANDEZ	38.471	A.ESCRIG	29.352
17	N.HERNANDEZ	29.735	A.MARAEV	25.084	A.MARAEV	38.500	M.AJI	29.461
18	D.SAKO	29.797	N.HERNANDEZ	25.176	C.ROUGÉ	38.691	A.MARAEV	29.652
19	A.MARAEV	29.920	A.LIEBENBERG	25.210	A.LIEBENBERG	38.785	G.PLANQUES	29.713
20	G.PLANQUES	29.987	G.PLANQUES	25.462	P.TONN	39.071	T.SCOTT	29.850
21	A.LIEBENBERG	30.028	T.SCOTT	25.736	Z.VAN DEN GOO	39.165	D.SAKO	29.869
22	Z.VAN DEN GOO	30.044	D.SAKO	25.745	G.PLANQUES	39.185	Z.VAN DEN GOO	29.966
23	T.SCOTT	30.111	P.TONN	25.785	D.SAKO	39.320	A.LIEBENBERG	30.069
24	P.TONN	30.440	Z.VAN DEN GOO	25.962	T.SCOTT	39.538	N.DETTWILER	30.287

Pos	Rider	IT	BT	
1	Y.KUNII	2'00.645	2'00.876	(1)
2	C.TATAY	2'00.700	2'01.080	(2)
3	B.BALTUS	2'00.791	2'01.120	(3)
4	J.DUPASQUIE	2'00.913	2'01.138	(4)
5	H.NOGUCHI	2'01.215	2'01.454	(5)
6	P.ACOSTA	2'01.274	2'02.003	(10)
7	A.ESCRIG	2'01.328	2'01.659	(6)
8	M.URIARTE	2'01.408	2'01.828	(8)
9	M.COOK	2'01.428	2'02.496	(13)
10	M.BERTELLE	2'01.446	2'01.861	(9)
11	L.FELLON	2'01.618	2'01.676	(7)
12	D.SALVADOR	2'01.744	2'02.064	(12)
13	A.HUERTAS	2'01.793	2'02.016	(11)
14	M.AJI	2'01.932	2'02.502	(14)
15	B.VAN EERDE	2'02.325	2'02.622	(15)
16	N.HERNANDE	2'02.580	2'03.001	(16)
17	C.ROUGÉ	2'02.595	2'03.434	(17)
18	A.MARAEV	2'03.156	2'03.576	(18)
19	A.LIEBENBER	2'04.092	2'04.092	(19)
20	G.PLANQUES	2'04.347	2'05.769	(23)
21	D.SAKO	2'04.731	2'05.498	(20)
22	Z.VAN DEN G	2'05.137	2'05.596	(22)
23	T.SCOTT	2'05.235	2'05.522	(21)
24	P.TONN	2'05.600	2'06.354	(24)

DORNA DATA PROCESSING .TIMING SERVICE DORNA DATA PROCESSING TIMING SERVICE DORNA DATA PROCESSING TIMING SERVICE DORNA DATA PROCESSING TIMING SERVICE DORNA DATA PROCESSING TIMING SERVICE DORNA DATA PROCESSING TIMING SERVICE DORNA DATA PROCESSING TIMING SERVICE DORNA DATA PROCCEESSS

mo Internazionale del

Results and timing service provided by TISSOT

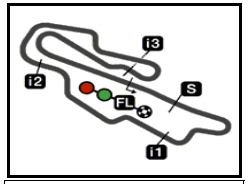

5245 m.

GRAN PREMIO D'ITALIA OAKLEY

Qualifying Practice

Best Partial Times

RookiesCup

IT *Ideal Lap Time, sum of the best partial times* ***BT*** *Best Lap Time*

	T1		T2		T3		T4						
Pos	*Rider*	*Time*	*Rider*	*Time*	*Rider*	*Time*	*Rider*	*Time*	*Pos*	*Rider*	*IT*	*BT*	
25	N.DETTWILER	30.708	N.DETTWILER	26.333	N.DETTWILER	40.608	P.TONN	30.304	25	**N.DETTWILER**	2'07.936	2'08.538	(25)

DORNA DATA PROCESSING .TIMING SERVICE DORNA DATA PROCESSING TIMING SERVICE DORNA DATA PROCESSING TIMING SERVICE DORNA DATA PROCESSING TIMING SERVICE DORNA DATA PROCESSING TIMING SERVICE DORNA DATA PROCESSING TIMING SERVICE DORNA DATA PROCESSING TIMING SERVICE DORNA DATA PROCCEESSS

mo Internazionale del

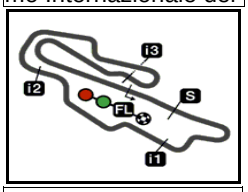

5245 m.

Results and timing service provided by TISSOT

RookiesCup

GRAN PREMIO D'ITALIA OAKLEY

Qualifying Practice

Fastest Laps Sequence

Practice Time		Rider	Nation	Motorcycle	Time	Km/h	Rider's Lap
4'15.622	7	**Barry BALTUS**	BEL	KTM	**2'02.784**	153.7	2
4'15.967	37	**Pedro ACOSTA**	SPA	KTM	**2'02.540**	154.0	2
4'16.013	89	**Marcos URIARTE**	SPA	KTM	**2'02.195**	154.5	2
6'17.618	7	**Barry BALTUS**	BEL	KTM	**2'01.996**	154.7	3
6'17.841	89	**Marcos URIARTE**	SPA	KTM	**2'01.828**	154.9	3
7'03.745	99	**Carlos TATAY**	SPA	KTM	**2'01.684**	155.1	3
9'05.039	99	**Carlos TATAY**	SPA	KTM	**2'01.294**	155.6	4
11'11.643	92	**Yuki KUNII**	JPN	KTM	**2'00.876**	156.2	5

DORNA DATA PROCESSING _TIMING SERVICE DORNA DATA PROCESSING TIMING SERVICE DORNA DATA PROCESSING TIMING SERVICE DORNA DATA PROCESSING TIMING SERVICE DORNA DATA PROCESSING TIMING SERVICE DORNA DATA PROCESSING TIMING SERVICE DORNA DATA PROCESSING TIMING SERVICE DORNA DATA PROCCEESSS

Mugello, Friday, May 31, 2019

mo Internazionale del

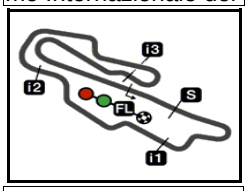

5245 m.

Results and timing service provided by TISSOT

RookiesCup

GRAN PREMIO D'ITALIA OAKLEY

Qualifying Practice

Chronological Analysis of Performances

** Lap / Sector time cancelled*
P Crossing the finish line in pit lane
T1 Time from finish line to 1st intermediate
T2 Time from 1st intermed. to 2nd intermed.
T3 Time from 2nd intermed. to 3rd intermed.
T4 Time from 3rd intermediate to finish line

1st 92 Yuki KUNII — Red Bull MotoGP Roo JPN

Runs=1 Total laps=12 Full laps=9

Lap	Lap Time		T1	T2	T3	T4	Speed
1	2'57.418		53.737	27.326	44.773	31.381	71.6
2	**2'03.486**		30.062	25.406	38.485	29.533	208.9
3	**2'08.202**		33.939	26.243	38.765	29.255	213.8
4	2'01.661	*	29.385	24.787	38.123	29.366*	218.7
5	**2'00.876**		28.960	24.868	37.876	29.172	227.8
6	**2'02.542**		29.407	24.768	38.764	29.603	212.4
7	**2'04.257**		29.712	24.879	40.534	29.132	211.7
8	**2'01.641**		29.604	24.711	37.895	29.431	213.0
9	2'01.787	*	29.687	24.677	37.894*	29.529	207.3
10	**2'04.419**		29.760	25.053	39.708	29.898	208.3
11	**2'02.708**		29.817	24.906	38.364	29.621	210.3
12	**2'02.256**		29.794	24.881	37.983	29.598	209.0

2nd 99 Carlos TATAY — Red Bull MotoGP Roo SPA

Runs=2 Total laps=12 Full laps=9

Lap	Lap Time		T1	T2	T3	T4	Speed
1	2'59.409		53.127	27.527	44.244	30.949	79.8
2	**2'02.652**		29.625	25.174	38.635	29.218	221.4
3	**2'01.684**		29.274	24.959	38.082	29.369	220.9
4	**2'01.294**		29.354	24.708	37.922	29.310	214.4
5	**2'06.928**		31.923	25.532	38.335	31.138	214.8
6	**2'01.080**		29.000	24.739	38.102	29.239	224.7
7	1'04.471	P	30.797				210.1
8	2'05.481		32.060	25.214	38.865	29.342	157.2
9	**2'01.159**		29.292	24.866	37.791	29.210	218.0
10	**2'01.298**		29.423	24.790	37.782	29.303	213.7
11	**2'10.850**		29.477	26.562	45.215	29.596	213.2
12	**2'02.299**		29.492	24.937	38.502	29.368	218.5

3rd 7 Barry BALTUS — Red Bull MotoGP Roo BEL

Runs=2 Total laps=12 Full laps=6

Lap	Lap Time		T1	T2	T3	T4	Speed
1	2'12.838		33.301	25.494	38.717	29.537	152.9
2	**2'02.784**		30.016	25.189	38.153	29.426	208.6
3	**2'01.996**		29.622	24.810	38.085	29.479	211.0
4	2'07.384	*	29.924	25.142	39.488*	32.830	208.4
5	**2'02.766**		29.657	24.965	39.035	29.109	215.5
6	**2'01.120**		29.146	24.654	37.932	29.388	222.6
7	1'01.528	P	29.971				209.1
8	2'11.093		34.876	26.347	40.331	29.539	140.6
9	2'02.163	*	29.591	24.761	38.193	29.618*	215.4
10	**2'01.772**		29.631	24.819	37.907	29.415	209.4
11	2'02.071	*	29.413	25.012	37.952*	29.694*	212.9
12	**2'02.013**		29.646	24.887	37.882	29.598	209.5

4th 50 Jason DUPASQUIE — Red Bull MotoGP Roo SWI

Runs=2 Total laps=12 Full laps=9

Lap	Lap Time		T1	T2	T3	T4	Speed
1	2'15.983		33.770	26.594	38.994	29.463	155.3
2	**2'02.811**		29.987	25.170	38.253	29.401	213.1
3	2'18.431	P	33.168	32.882	43.580	28.801	214.6
4	2'05.379		33.049	24.998	37.980	29.352	149.3
5	**2'05.659**		30.226	25.584	38.441	31.408	215.4
6	**2'02.686**		29.872	24.811	38.998	29.005	215.3
7	**2'02.284**		29.407	24.962	38.469	29.446	220.3
8	**2'05.175**		31.131	26.689	38.077	29.278	211.8
9	**2'02.970**		29.817	24.856	38.479	29.818	213.8
10	**2'01.928**		29.782	24.974	38.039	29.133	219.4
11	**2'03.289**		29.948	25.228	38.617	29.496	218.8
12	**2'01.138**		29.376	24.802	37.730	29.230	223.2

5th 56 Haruki NOGUCHI — Red Bull MotoGP Roo JPN

Runs=1 Total laps=12 Full laps=10

Lap	Lap Time		T1	T2	T3	T4	Speed
1	2'57.512		53.708	27.344	44.637	31.355	72.1
2	**2'03.373**		30.152	25.398	38.611	29.212	211.4
3	**2'07.558**		30.001	26.045	41.452	30.060	216.3
4	**2'02.236**		29.388	24.983	38.564	29.301	223.9
5	**2'01.468**		29.201	25.101	38.069	29.097	221.4
6	**2'02.204**		29.200	24.849	38.986	29.169	224.9
7	**2'05.040**		29.712	25.154	40.700	29.474	209.9
8	**2'01.454**		29.268	24.926	38.101	29.159	223.9
9	**2'04.018**		29.507	25.275	39.146	30.090	218.0
10	**2'02.674**		29.730	25.345	38.259	29.340	219.8
11	**2'03.170**		29.520	25.167	38.708	29.775	219.0
12	2'02.992	*	29.681	25.415	38.481*	29.415	224.5

6th 11 Alex ESCRIG — Red Bull MotoGP Roo SPA

Runs=3 Total laps=12 Full laps=5

Lap	Lap Time		T1	T2	T3	T4	Speed
1	2'58.052		47.960	34.664	47.616	35.279	84.6
2	**2'05.937**		31.202	26.014	38.997	29.724	215.0
3	**2'04.453**		29.708	25.294	39.606	29.845	221.2
4	**2'03.389**		29.768	25.401	38.756	29.464	220.5
5	**2'04.062**		29.460	25.446	39.256	29.900	221.0
6	2'02.304	*	29.468	25.039	38.259*	29.538	217.6
7	1'02.900	P	29.716				221.2
8	2'08.767		33.970	25.567	39.417	29.813	153.5
9	1'00.772	P	29.717				216.0
10	2'16.152		40.840	25.986	39.287	30.039	112.6
11	2'03.281	*	29.758	24.972	38.965*	29.586	216.7
12	**2'01.659**		29.791	24.764	37.752	29.352	216.5

Fastest Lap:	Yuki KUNII	Red Bull MotoGP Roo	JPN	**2'00.876**	28.960	24.868	37.876	29.172

DORNA DATA PROCESSING -TIMING SERVICE DORNA DATA PROCESSING TIMING SERVICE DORNA DATA PROCESSING TIMING SERVICE DORNA DATA PROCESSING TIMING SERVICE DORNA DATA PROCESSING TIMING SERVICE DORNA DATA PROCESSING TIMING SERVICE DORNA DATA PROCESSING TIMING SERVICE DORNA DATA PROCCEESSS

Mugello, Friday, May 31, 2019

Qualifying Practice

RookiesCup

7th — 5 Lorenzo FELLON — Red Bull MotoGP Roo FRA

Runs=5 Total laps=12 Full laps=4

Lap	Lap Time		T1	T2	T3	T4	Speed
1	2'57.487		54.033	26.973	44.634	31.064	
2	**2'04.654**		31.011	25.353	38.855	29.435	200.6
3	2'02.873	*	29.405	25.366	38.666*	29.436	221.3
4	**2'01.676**		29.337	24.952	38.046	29.341	220.8
5	**2'02.107**		29.500	25.144	38.180	29.283	221.3
6	2'01.777	P	29.549	25.419*	38.698	28.111	219.2
7	2'08.743		34.071	25.328	38.526	30.818	117.3
8	**2'03.270**		29.741	25.266	38.433	29.830	210.4
9	1'00.669	P	30.845				210.6
10	1'03.054	P	32.791				142.5
11	1'02.727	P	33.609				135.8
12	2'09.905		35.997	25.233	38.879	29.796	133.6

8th — 89 Marcos URIARTE — Red Bull MotoGP Roo SPA

Runs=3 Total laps=12 Full laps=7

Lap	Lap Time		T1	T2	T3	T4	Speed
1	2'13.818		33.258	25.460	38.660	29.349	158.3
2	**2'02.195**		29.559	25.093	38.407	29.136	218.4
3	**2'01.828**		29.434	24.854	38.167	29.373	216.9
4	**2'07.293**		29.922	25.181	39.351	32.839	215.7
5	**2'02.601**		29.805	25.029	38.511	29.256	214.3
6	**2'01.915**		29.478	24.795	38.043	29.599	222.2
7	59.894	P	29.495				215.9
8	2'11.298		36.982	25.036	38.515	30.765	104.0
9	**2'03.665**		29.642	25.161	38.585	30.277	213.1
10	59.052	P	29.836				211.8
11	2'39.258		43.007	33.995	52.016	30.240	131.5
12	**2'02.825**		29.519	25.746	38.345	29.215	222.0

9th — 28 Matteo BERTELLE — Red Bull MotoGP Roo ITA

Runs=1 Total laps=12 Full laps=7

Lap	Lap Time		T1	T2	T3	T4	Speed
1	2'57.562		49.345	34.311	49.639	31.826	88.8
2	**2'03.915**		29.872	25.432	39.152	29.459	216.0
3	**2'03.231**		29.781	25.571	38.448	29.431	218.4
4	**2'01.861**		29.535	24.963	37.985	29.378	215.6
5	2'05.751	*	29.808	26.611*	38.551	30.781	218.8
6	2'03.204	*	29.537	24.992*	39.329	29.346	224.0
7	**2'03.650**		29.718	25.299	39.183	29.450	222.5
8	**2'02.545**		29.717	24.905	38.584	29.339	219.2
9	2'02.432	*	29.488	24.867*	38.438*	29.639	216.1
10	**2'05.242**		30.421	26.953	38.263	29.605	211.6
11	2'01.969	*	29.501	24.992*	38.172	29.304	216.4
12	**2'03.027**		29.252	25.795	38.667	29.313	220.9

10th — 37 Pedro ACOSTA — Red Bull MotoGP Roo SPA

Runs=2 Total laps=12 Full laps=8

Lap	Lap Time		T1	T2	T3	T4	Speed
1	2'13.427		33.746	25.580	38.820	29.132	155.7
2	**2'02.540**		29.721	25.117	38.415	29.287	223.2
3	**2'02.003**		29.845	24.888	38.117	29.153	213.1
4	**2'07.004**		29.153	25.397	39.675	32.779	220.9
5	**2'02.208**		29.624	24.949	38.326	29.309	216.3
6	2'02.845	*	30.360	25.245	38.124*	29.116	213.7
7	1'00.736	P	29.444				221.7
8	2'23.759		37.830	29.698	44.748	31.483	136.1
9	**2'03.305**		29.978	25.537	38.430	29.360	212.8
10	**2'02.730**		29.657	25.171	38.521	29.381	214.0
11	**2'02.863**		29.807	25.132	38.247	29.677	213.8
12	**2'03.867**		30.217	25.477	38.640	29.533	216.0

11th — 66 Adrian HUERTAS — Red Bull MotoGP Roo SPA

Runs=2 Total laps=12 Full laps=8

Lap	Lap Time		T1	T2	T3	T4	Speed
1	2'38.819		34.256	25.823	51.749	35.449	148.8
2	**2'04.259**		30.215	25.303	39.085	29.656	211.8
3	**2'04.132**		29.899	25.225	39.361	29.647	214.2
4	**2'04.025**		29.935	25.379	38.976	29.735	213.2
5	2'03.926	*	30.017	25.368*	38.906	29.635	212.0
6	1'01.926	P	30.837				211.4
7	2'11.884		34.920	27.796	40.006	29.162	122.3
8	**2'02.479**		29.629	24.910	38.293	29.647	224.4
9	**2'02.383**		29.642	24.793	38.600	29.348	214.1
10	**2'05.527**		30.925	26.577	38.551	29.474	214.5
11	**2'02.016**		29.593	24.918	38.320	29.185	219.2
12	**2'03.157**		29.545	25.136	38.990	29.486	220.7

12th — 38 David SALVADOR — Red Bull MotoGP Roo SPA

Runs=2 Total laps=12 Full laps=7

Lap	Lap Time		T1	T2	T3	T4	Speed
1	2'13.180		33.220	25.546	38.885	29.528	152.6
2	**2'02.789**		29.626	25.357	38.279	29.527	218.4
3	2'01.922	*	29.646	24.916	38.165*	29.195	215.4
4	**2'07.453**		29.501	25.222	39.427	33.303	218.7
5	**2'02.064**		29.483	24.955	38.345	29.281	222.4
6	**2'02.268**		29.465	25.069	38.344	29.390	219.5
7	1'00.440	P	29.655				215.7
8	2'07.546		32.495	25.693	39.693	29.665	153.5
9	**2'02.787**		29.799	24.978	38.258	29.752	216.9
10	2'02.108	*	29.397	25.005	38.236	29.470*	216.9
11	**2'10.612**		30.902	30.500	39.245	29.965	216.8
12	**2'03.187**		29.420	25.055	38.845	29.867	217.9

13th — 30 Max COOK — Red Bull MotoGP Roo GBR

Runs=1 Total laps=12 Full laps=9

Lap	Lap Time		T1	T2	T3	T4	Speed
1	2'57.569		57.723	26.852	42.420	32.732	103.2
2	**2'05.026**		30.682	25.593	39.118	29.633	208.7
3	**2'03.398**		29.597	25.334	39.013	29.454	221.5
4	2'03.858	*	29.725	25.433	39.139	29.561*	217.8
5	**2'02.674**		29.790	25.426	38.357	29.101	219.2
6	**2'02.646**		29.605	24.887	39.006	29.148	221.7
7	**2'03.291**		29.257	25.204	38.750	30.080	222.2
8	**2'02.496**		29.870	24.928	38.183	29.515	213.7
9	**2'03.964**		29.570	25.212	39.414	29.768	220.4
10	**2'03.026**		29.853	25.288	38.397	29.488	220.6
11	**2'03.457**		29.585	25.155	38.633	30.084	218.7
12	2'04.233	*	29.495	25.792	39.037*	29.909	222.5

14th — 34 Mario AJI — Red Bull MotoGP Roo INA

Runs=2 Total laps=12 Full laps=7

Lap	Lap Time		T1	T2	T3	T4	Speed
1	2'57.963		53.565	27.231	45.312	31.261	74.4
2	**2'06.332**		30.736	25.966	39.821	29.809	219.8
3	**2'03.579**		29.769	25.247	38.946	29.617	221.2
4	2'03.034	*	29.448	25.241	38.991	29.354*	223.3
5	**2'03.247**		29.919	25.055	38.812	29.461	221.3

Fastest Lap: Yuki KUNII Red Bull MotoGP Roo JPN **2'00.876** 28.960 24.868 37.876 29.172

DORNA DATA PROCESSING -TIMING SERVICE DORNA DATA PROCESSING TIMING SERVICE DORNA DATA PROCESSING TIMING SERVICE DORNA DATA PROCESSING TIMING SERVICE DORNA DATA PROCESSING TIMING SERVICE DORNA DATA PROCESSING TIMING SERVICE DORNA DATA PROCESSING TIMING SERVICE DORNA DATA PROCCEESSS

Lap	Lap Time		T1	T2	T3	T4	Speed
6	2'04.394	*	30.025	25.560	38.733*	30.076	218.0
7	1'01.609	P	29.386				220.8
8	2'11.914		35.840	26.846	39.562	29.666	150.1
9	**2'02.812**		29.799	25.395	38.030	29.588	213.4
10	**2'02.502**		29.693	25.180	38.115	29.514	212.6
11	**2'04.880**		29.913	26.323	38.914	29.730	214.7
12	**2'04.002**		29.524	25.821	38.419	30.238	216.0

15th 29 Billy VAN EERDE — Red Bull MotoGP Roo AUS

Runs=2 Total laps=12 Full laps=8

Lap	Lap Time		T1	T2	T3	T4	Speed
1	2'57.809		58.182	27.178	44.340	31.165	94.4
2	**2'05.758**		31.171	25.691	39.352	29.544	214.7
3	**2'03.777**		29.938	25.180	39.216	29.443	215.4
4	**2'03.240**		29.911	25.191	38.876	29.262	219.0
5	**2'03.232**		30.026	25.061	38.865	29.280	217.1
6	2'03.103	*	29.790	25.048	38.795*	29.470	218.3
7	1'02.339	P	29.795				216.8
8	2'06.339	*	32.077	25.463	39.257*	29.542	164.0
9	**2'03.093**		29.641	25.124	38.724	29.604	217.9
10	**2'03.751**		29.926	25.191	38.983	29.651	214.8
11	**2'03.293**		29.884	25.031	38.843	29.535	214.5
12	**2'02.622**		29.747	24.987	38.435	29.453	214.1

16th 44 Nicolas HERNANDE — Red Bull MotoGP Roo COL

Runs=3 Total laps=12 Full laps=5

Lap	Lap Time		T1	T2	T3	T4	Speed
1	2'57.615		53.984	28.050	41.784	34.042	96.1
2	**2'04.486**		30.474	25.601	38.914	29.497	216.3
3	**2'03.461**		29.804	25.387	38.907	29.363	223.7
4	**2'03.987**		29.969	25.445	38.821	29.752	217.6
5	**2'03.001**		29.945	25.332	38.471	29.253	214.2
6	2'04.322	*	30.561	25.539	39.024*	29.198	223.4
7	1'01.236	P	29.735				223.6
8	2'06.859		32.723	25.333	39.044	29.759	154.5
9	2'00.975	P	29.849	25.176	38.619	27.331	211.5
10	2'10.864		34.561	25.975	39.825	30.503	140.0
11	**2'03.784**		29.887	25.276	38.848	29.773	219.6
12	2'03.088	*	29.744	25.405	38.390*	29.549	222.8

17th 45 Clément ROUGÉ — Red Bull MotoGP Roo FRA

Runs=2 Total laps=12 Full laps=3

Lap	Lap Time		T1	T2	T3	T4	Speed
1	2'57.663		49.360	35.068	48.606	33.630	72.5
2	**2'04.976**		30.723	25.747	39.033	29.473	212.8
3	2'05.115	*	29.717	25.859	38.615*	30.924	223.6
4	**2'03.434**		29.707	25.516	38.691	29.520	220.6
5	2'02.999	*	29.837	25.448	38.471*	29.243	222.3
6	2'03.023	*	29.630	25.145	38.812*	29.436	217.7
7	1'02.215	P	29.645				224.4
8	2'30.838	*	42.538	32.266	42.188	33.846*	118.4
9	2'02.627	*	29.719	25.031	38.305*	29.572	219.3
10	2'02.733	*	29.664	25.212	38.274*	29.583	213.9
11	**2'09.860**		29.779	26.803	42.122	31.156	216.3
12	2'03.397	*	29.685	25.149	38.931*	29.632	212.4

18th 88 Artem MARAEV — Red Bull MotoGP Roo RUS

Runs=3 Total laps=12 Full laps=7

Lap	Lap Time		T1	T2	T3	T4	Speed
1	2'23.027		35.172	27.361	40.760	30.553	151.3
2	**2'07.870**		31.118	26.512	40.025	30.215	219.9
3	2'07.294	P	30.659	26.150	39.797	30.688	213.1
4	2'12.239		37.625	25.368	39.087	30.159	109.5
5	**2'04.878**		30.247	25.300	39.357	29.974	211.9
6	**2'04.406**		30.038	25.816	38.582	29.970	212.1
7	59.028	P	30.061				211.6
8	2'07.545		33.475	25.467	38.661	29.942	146.5
9	**2'04.631**		30.100	26.065	38.623	29.843	213.6
10	**2'03.576**		30.165	25.084	38.500	29.827	208.6
11	**2'04.936**		30.239	25.683	38.971	30.043	210.1
12	**2'05.134**		29.920	25.808	39.754	29.652	210.3

19th 62 Aidan LIEBENBER — Red Bull MotoGP Roo RSA

Runs=2 Total laps=12 Full laps=9

Lap	Lap Time		T1	T2	T3	T4	Speed
1	2'22.428		34.905	26.873	41.181	31.132	152.5
2	**2'09.209**		31.583	26.054	41.101	30.471	207.6
3	**2'08.138**		30.585	25.553	40.192	31.808	206.3
4	2'09.099	P	30.581	25.539	40.888	32.091	204.8
5	2'10.091		33.998	25.873	39.943	30.277	135.7
6	**2'05.279**		30.335	25.528	39.240	30.176	207.9
7	**2'06.109**		30.275	25.561	39.860	30.413	206.0
8	**2'06.045**		30.495	25.521	39.652	30.377	202.4
9	**2'06.517**		30.249	25.721	40.470	30.077	203.7
10	**2'04.092**		30.028	25.210	38.785	30.069	210.9
11	**2'06.746**		30.034	25.570	40.556	30.586	205.9
12	**2'05.731**		30.423	25.674	39.313	30.321	201.6

20th 74 Daijiro SAKO — Red Bull MotoGP Roo JPN

Runs=1 Total laps=12 Full laps=10

Lap	Lap Time		T1	T2	T3	T4	Speed
1	2'22.777		34.949	27.223	40.728	30.675	155.6
2	**2'07.816**		30.523	26.369	40.259	30.665	217.1
3	**2'07.185**		30.490	25.961	39.962	30.772	212.4
4	**2'06.758**		30.470	25.879	39.719	30.690	212.8
5	**2'06.723**		30.193	25.945	39.822	30.763	213.6
6	**2'07.193**		30.354	25.884	40.399	30.556	212.8
7	**2'05.946**		30.113	25.792	39.536	30.505	215.0
8	**2'05.746**		30.157	25.745	39.391	30.453	213.2
9	**2'08.405**		30.348	26.604	40.728	30.725	211.3
10	**2'06.254**		30.395	25.803	39.654	30.402	210.8
11	**2'05.498**		30.344	25.804	39.481	29.869	212.1
12	2'05.230	*	29.797	25.945	39.320	30.168*	223.1

21st 70 Tyler SCOTT — Red Bull MotoGP Roo USA

Runs=1 Total laps=12 Full laps=8

Lap	Lap Time		T1	T2	T3	T4	Speed
1	2'29.276		36.288	28.459	42.449	30.790	149.3
2	**2'10.384**		31.172	26.906	41.689	30.617	214.0
3	**2'10.792**		31.169	26.990	42.061	30.572	216.6
4	**2'08.785**		30.957	26.448	40.801	30.579	215.8
5	2'08.352	*	30.850	26.540	40.509	30.453*	211.6
6	**2'07.352**		30.695	26.237	40.027	30.393	211.8
7	**2'06.911**		30.695	26.017	40.091	30.108	218.7
8	**2'07.923**		31.146	26.298	40.288	30.191	215.3
9	**2'07.644**		30.622	26.192	40.675	30.155	211.5
10	2'07.376	*	30.669	26.093	40.178	30.436*	210.9
11	2'05.867	*	30.397	25.930	39.690*	29.850	211.1
12	**2'05.522**		30.111	25.736	39.538	30.137	213.3

Fastest Lap: Yuki KUNII Red Bull MotoGP Roo JPN **2'00.876** 28.960 24.868 37.876 29.172

DORNA DATA PROCESSING -TIMING SERVICE DORNA DATA PROCESSING TIMING SERVICE DORNA DATA PROCESSING TIMING SERVICE DORNA DATA PROCESSING TIMING SERVICE DORNA DATA PROCESSING TIMING SERVICE DORNA DATA PROCESSING TIMING SERVICE DORNA DATA PROCESSING TIMING SERVICE DORNA DATA PROCCEESSS

Qualifying Practice

RookiesCup

Lap	Lap Time		T1	T2	T3	T4	Speed
12	**2'08.789**		31.000	26.526	40.608	30.655	211.5

22nd 84 Zonta VAN DEN GO — Red Bull MotoGP Roo NED

Runs=2 Total laps=10 Full laps=7

Lap	Lap Time		T1	T2	T3	T4	Speed
1	2'25.667		34.950	26.537	42.446	30.464	152.4
2	**2'07.466**		30.695	26.454	40.076	30.241	216.7
3	**2'06.726**		30.263	26.275	40.073	30.115	217.9
4	**2'05.988**		30.044	25.962	39.803	30.179	218.4
5	2'06.444	P	30.241	26.193	40.143	29.867	219.5
6	2'11.410		33.936	26.637	40.414	30.423	141.3
7	**2'06.270**		30.285	26.112	39.813	30.060	212.6
8	**2'06.495**		30.580	26.044	39.612	30.259	209.8
9	**2'06.332**		30.285	26.053	39.759	30.235	215.2
10	**2'05.596**		30.239	26.226	39.165	29.966	214.8

23rd 48 Gabin PLANQUES — Red Bull MotoGP Roo FRA

Runs=3 Total laps=12 Full laps=4

Lap	Lap Time		T1	T2	T3	T4	Speed
1	2'22.711		34.424	26.937	40.622	34.353	154.6
2	**2'10.771**		31.268	26.451	41.889	31.163	217.3
3	2'05.475	P	30.213	26.299	40.070	28.893	217.9
4	2'08.624		33.602	25.726	39.444	29.852	152.2
5	2'05.529	*	30.621	25.640	39.279*	29.989	216.3
6	2'05.916	*	30.119	25.553	39.785	30.459*	214.0
7	59.948	P	30.530				211.9
8	2'08.981		32.683	26.302	40.283	29.713	154.9
9	**2'05.957**		30.195	26.027	39.185	30.550	212.5
10	2'04.951	*	29.987	25.462	39.241	30.261*	215.1
11	**2'08.191**		30.352	27.039	40.501	30.299	211.1
12	**2'05.769**		30.303	25.954	39.388	30.124	209.9

24th 6 Phillip TONN — Red Bull MotoGP Roo GER

Runs=2 Total laps=12 Full laps=9

Lap	Lap Time		T1	T2	T3	T4	Speed
1	2'22.330		34.985	26.891	41.099	30.896	154.9
2	**2'08.515**		31.281	26.325	40.083	30.826	211.2
3	**2'07.103**		30.576	26.019	39.791	30.717	214.6
4	**2'07.062**		30.810	25.974	39.719	30.559	212.1
5	**2'06.354**		30.466	25.825	39.604	30.459	212.4
6	**2'06.405**		30.440	25.854	39.663	30.448	213.9
7	1'01.199	P	30.711				210.1
8	2'17.861		34.916	28.582	42.860	31.503	122.0
9	**2'06.968**		30.780	25.977	39.907	30.304	206.4
10	**2'06.791**		30.612	26.018	39.818	30.343	208.7
11	**2'06.494**		30.750	25.947	39.368	30.429	210.3
12	**2'08.732**		32.955	25.785	39.071	30.921	209.9

25th 55 Noah DETTWILER — Red Bull MotoGP Roo SWI

Runs=1 Total laps=12 Full laps=9

Lap	Lap Time		T1	T2	T3	T4	Speed
1	2'28.254		36.686	27.945	41.709	30.973	143.3
2	**2'11.068**		31.186	27.261	41.552	31.069	214.1
3	**2'11.053**		31.667	27.007	41.479	30.900	211.4
4	**2'09.333**		31.180	26.644	40.842	30.667	212.6
5	2'08.469	*	30.892	26.432	40.762*	30.383	212.5
6	**2'08.538**		30.795	26.333	40.925	30.485	214.9
7	2'10.012	*	30.983	27.095	41.075	30.859*	216.3
8	**2'09.662**		31.256	26.655	40.966	30.785	211.3
9	**2'08.775**		31.141	26.664	40.683	30.287	208.8
10	**2'08.760**		30.708	26.460	40.704	30.888	214.7
11	**2'08.752**		31.156	26.436	40.656	30.504	211.7

Fastest Lap:	Yuki KUNII	Red Bull MotoGP Roo	JPN	**2'00.876**	28.960	24.868	37.876	29.172

DORNA DATA PROCESSING -TIMING SERVICE DORNA DATA PROCESSING TIMING SERVICE DORNA DATA PROCESSING TIMING SERVICE DORNA DATA PROCESSING TIMING SERVICE DORNA DATA PROCESSING TIMING SERVICE DORNA DATA PROCESSING TIMING SERVICE DORNA DATA PROCESSING TIMING SERVICE DORNA DATA PROCCEESSS

mo Internazionale del

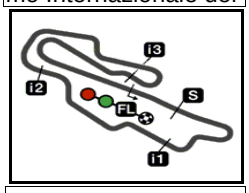

5245 m.

Results and timing service provided by TISSOT

RookiesCup

GRAN PREMIO D'ITALIA OAKLEY
Official Starting Grid

Race : 16 laps = 83.92 km

1	**3** 2'01.120 **7 Barry BALTUS** KTM	**2** 2'01.080 **99 Carlos TATAY** KTM	**1** 2'00.876 **92 Yuki KUNII** KTM
2	**6** 2'01.659 **11 Alex ESCRIG** KTM	**5** 2'01.454 **56 Haruki NOGUCHI** KTM	**4** 2'01.138 **50 Jason DUPASQUIER** KTM
3	**9** 2'01.861 **28 Matteo BERTELLE** KTM	**8** 2'01.828 **89 Marcos URIARTE** KTM	**7** 2'01.676 **5 Lorenzo FELLON** KTM
4	**12** 2'02.064 **38 David SALVADOR** KTM	**11** 2'02.016 **66 Adrian HUERTAS** KTM	**10** 2'02.003 **37 Pedro ACOSTA** KTM
5	**15** 2'02.622 **29 Billy VAN EERDE** KTM	**14** 2'02.502 **34 Mario AJI** KTM	**13** 2'02.496 **30 Max COOK** KTM
6	**18** 2'03.576 **88 Artem MARAEV** KTM	**17** 2'03.434 **45 Clément ROUGÉ** KTM	**16** 2'03.001 **44 Nicolas HERNANDEZ** KTM
7	**21** 2'05.522 **70 Tyler SCOTT** KTM	**20** 2'05.498 **74 Daijiro SAKO** KTM	**19** 2'04.092 **62 Aidan LIEBENBERG** KTM
8	**24** 2'06.354 **6 Phillip TONN** KTM	**23** 2'05.769 **48 Gabin PLANQUES** KTM	**22** 2'05.596 **84 Zonta VAN DEN GOORBERGH** KTM

The results are provisional until the end of the limit for protest and appeals and until the ratification of the Event Management Committee.

Time limit for protest expires 60' at the latest after publication of the results - . ..... Time: .....

DORNA DATA PROCESSING TIMING SERVICE DORNA DATA PROCESSING TIMING SERVICE DORNA DATA PROCESSING TIMING SERVICE DORNA DATA PROCESSING TIMING SERVICE DORNA DATA PROCESSING TIMING SERVICE DORNA DATA PROCESSING TIMING SERVICE DORNA DATA PROCESSING TIMING SERVICE DORNA DATA PROCCEESSS

Mugello, Friday, May 31, 2019

mo Internazionale del

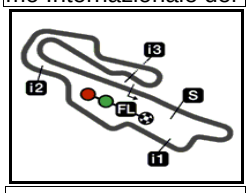

5245 m.

Results and timing service provided by TISSOT

RookiesCup

GRAN PREMIO D'ITALIA OAKLEY
Official Starting Grid

Race : 16 laps = 83.92 km

9

25
2'08.538
55 Noah DETTWILER
KTM

The results are provisional until the end of the limit for protest and appeals and until the ratification of the Event Management Committee.
Time limit for protest expires 60' at the latest after publication of the results - . ..... Time: .....

DORNA DATA PROCESSING TIMING SERVICE DORNA DATA PROCESSING TIMING SERVICE DORNA DATA PROCESSING TIMING SERVICE DORNA DATA PROCESSING TIMING SERVICE DORNA DATA PROCESSING TIMING SERVICE DORNA DATA PROCESSING TIMING SERVICE DORNA DATA PROCESSING TIMING SERVICE DORNA DATA PROCCEESSS

Mugello, Friday, May 31, 2019