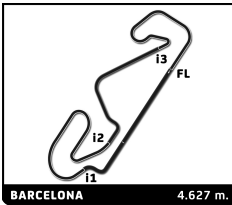




8 -9 June

BARCELONA-CATALUÑA

FIM CEV REPSOL 2019

**Moto3**

FIM CEV REPSOL CIRCUIT DE BARCELONA- CATALUNYA

Qualifying Practice 1

Classification

Nr.	Rider	Nat	Team	Bike	Tyres	Time	Lap Total	Gap	Kph
1	53 DENIZ ÖNCÜ	TUR	RED BULL KTM AJO	KTM	DUNLOP	1:48.571	12 14	-	153.4
2	81 ALEIX VIU	SPA	SAMA QATAR ÁNGEL NIETO TEAM	KTM	DUNLOP	1:48.952	13 16	+0.381	152.9
3	7 BARRY BALTUS	BEL	SAMA QATAR ÁNGEL NIETO TEAM	KTM	DUNLOP	1:49.140	10 17	+0.569	152.6
4	99 CARLOS TATAY	SPA	FUNDACIÓN ANDREAS PÉREZ 77	KTM	DUNLOP	1:49.145	14 16	+0.574	152.6
5	52 JEREMY ALCOBA	SPA	LAGLISSE ACADEMY	HUSQVARNA	DUNLOP	1:49.157	9 12	+0.586	152.6
6	67 GERARD RIU	SPA	BAIKO RACING TEAM	KTM	DUNLOP	1:49.444	13 15	+0.873	152.2
7	23 DAVIDE PIZZOLI	ITA	LEOPARD IMPALA JUNIOR TEAM	HONDA	DUNLOP	1:49.489	15 15	+0.918	152.1
8	24 XAVIER ARTIGAS	SPA	LEOPARD IMPALA JUNIOR TEAM	HONDA	DUNLOP	1:49.571	11 16	+1.000	152.0
9	25 ADRIÁN FERNÁNDEZ	SPA	LAGLISSE ACADEMY	HUSQVARNA	DUNLOP	1:49.642	9 9	+1.071	151.9
10	82 STEFANO NEPA	ITA	FUNDACIÓN ANDREAS PÉREZ 77	KTM	DUNLOP	1:49.716	11 15	+1.145	151.8
11	6 RYUSEI YAMANAKA	JPN	JUNIOR TEAM ESTRELLA GALICIA 0,1	HONDA	DUNLOP	1:49.751	10 17	+1.180	151.8
12	3 KEVIN ZANNONI	ITA	RGR TM RACING FACTORY TEAM	TM	DUNLOP	1:49.771	3 15	+1.200	151.7
13	83 MEIKON YUJI KAWAKAMI	BRA	FUNDACIÓN ANDREAS PÉREZ 77	KTM	DUNLOP	1:49.923	14 15	+1.352	151.5
14	32 HARUKI NOGUCHI	JPN	ASIA TALENT TEAM	HONDA	DUNLOP	1:49.950	3 17	+1.379	151.5
15	73 MAXIMILIAN KOFLER	AUT	SAMA QATAR ÁNGEL NIETO TEAM	KTM	DUNLOP	1:49.964	17 17	+1.393	151.5
16	96 DANIEL HOLGADO	SPA	JUNIOR TEAM ESTRELLA GALICIA 0,1	HONDA	DUNLOP	1:50.020	11 17	+1.449	151.4
17	76 JULIÁN GIRAL	SPA	JUNIOR TEAM ESTRELLA GALICIA 0,1	HONDA	DUNLOP	1:50.188	10 17	+1.617	151.2
18	50 JASON DUPASQUIER	SWI	H43-CARXPRT-BLUMAQ-KTM	KTM	DUNLOP	1:50.224	14 16	+1.653	151.1
19	28 MATTEO BERTELLE	ITA	SIC 58 SQUADRA CORSE	HONDA	DUNLOP	1:50.224	10 16	+1.653	151.1
20	58 IÑIGO IGLESIAS	SPA	BAIKO RACING TEAM	KTM	DUNLOP	1:50.319	17 18	+1.748	151.0
21	30 MAX COOK	GBR	BRITISH TALENT TEAM	HONDA	DUNLOP	1:50.347	3 17	+1.776	151.0
22	87 FAUSTINO CAÑERO	SPA	FAU55 EL SEÑOR DE LAS BOLSAS	KTM	DUNLOP	1:50.394	14 16	+1.823	150.9
23	36 IZAM IKMAL	MAL	SIC JUNIOR TEAM	HONDA	DUNLOP	1:50.411	4 16	+1.840	150.9
24	20 JOSÉ JULIÁN GARCÍA	SPA	FAU55 EL SEÑOR DE LAS BOLSAS	KTM	DUNLOP	1:50.442	10 17	+1.871	150.8
25	88 MATTEO PATACCA	ITA	SIC58 SQUADRACORSE	HONDA	DUNLOP	1:50.499	18 18	+1.928	150.7
26	31 BILL VAN EERDE	AUS	ASIA TALENT TEAM	HONDA	DUNLOP	1:50.574	15 15	+2.003	150.6
27	22 AARÓN POLANCO	SPA	CUNA DE CAMPEONES	KTM	DUNLOP	1:50.604	13 14	+2.033	150.6
28	65 HIKARU ARITA	JPN	SIC58 SQUADRA CORSE	HONDA	DUNLOP	1:50.652	9 12	+2.081	150.5
29	54 ONDREJ VOSTATEK	CZE	IGAX TEAM	KTM	DUNLOP	1:50.814	15 16	+2.243	150.3
30	78 IDIL MAHADI	MAL	SIC JUNIOR TEAM	HONDA	DUNLOP	1:50.995	7 12	+2.424	150.1
31	18 RYAN VAN DE LAGEMAAT	NED	LAGEMAAT RACING	KTM	DUNLOP	1:51.019	10 16	+2.448	150.0
32	43 SIMON JESPERSEN	DEN	TEAM JESPERSEN	KTM	DUNLOP	1:51.052	2 11	+2.481	150.0
33	10 NICOLA FABIO CARRARO	ITA	RGR TM RACING FACTORY TEAM	TM	DUNLOP	1:51.091	11 17	+2.520	149.9
34	38 DAVID SALVADOR	SPA	CUNA DE CAMPEONES	MIR	DUNLOP	1:51.198	2 14	+2.627	149.8
35	26 LUIS MIGUEL VERDUGO	SPA	LAGLISSE ACADEMY	HUSQVARNA	DUNLOP	1:51.536	10 13	+2.965	149.3
36	13 FILIP REHACEK	CZE	IGAX TEAM	KTM	DUNLOP	1:51.611	4 4	+3.040	149.2
37	66 JOEL DAMON KELSO	AUS	TEAM LEOPARD JUNIOR ITALIA	HONDA	DUNLOP	1:51.760	2 2	+3.189	149.0
38	27 ÁLEX DÍEZ	SPA	LEOPARD IMPALA JUNIOR TEAM	HONDA	DUNLOP	1:51.861	10 17	+3.290	148.9
39	5 MATTEO RIPAMONTI	ITA	TEAM LEOPARD JUNIOR ITALIA	HONDA	DUNLOP	1:52.271	10 15	+3.700	148.4

Max. qual. time: 1:59.428

77	RAFFAELE FUSCO	ITA	ANGEL NIETO - MTR	KTM	DUNLOP		1		
----	----------------	-----	-------------------	-----	--------	--	---	--	--

Fastest Lap	Lap 12	DENIZ ÖNCÜ	1:48.571	153.4 Kph
--------------------	--------	------------	----------	-----------

Qualifying Time: 1:59.428

#22, #3, #38, #30, #65, #78, #10, #24, #27, #99, #18, #36, #23, #88, #87, #20, #7, #5, #73, #83, #82, #53 LAPS CANCELLED DUE TO TRACK LIMITS

Published at:

Track Status: **DRY**

Race Director:	Timekeeper:
-----------------------	--------------------

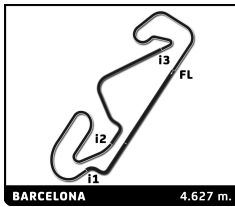




8 -9 June

BARCELONA-CATALUÑA

FIM CEV REPSOL 2019

**Moto3****FIM CEV REPSOL CIRCUIT DE BARCELONA- CATALUNYA**
Qualifying Practice 1

Best Sector Times

SECTOR 1			SECTOR 2		SECTOR 3		SECTOR 4		Pos	Ideal Lap	Best Lap
Pos	Rider	Time	Rider	Time	Rider	Time	Rider	Time			
1	81 A.VIU	19.967	53 D.ÖNCÜ	33.217	53 D.ÖNCÜ	22.729	52 J.ALCOBA	32.228	1	53 1:48.411	1:48.571 (1)
2	53 D.ÖNCÜ	20.099	81 A.VIU	33.372	81 A.VIU	22.886	25 A.FERNÁNDEZ	32.230	2	81 1:48.708	1:48.952 (2)
3	7 B.BALTUS	20.102	52 J.ALCOBA	33.396	24 X.ARTIGAS	22.969	67 G.RIU	32.273	3	52 1:48.788	1:49.157 (5)
4	6 R.YAMANAKA	20.166	99 C.TATAY	33.415	23 D.PIZZOLI	22.990	99 C.TATAY	32.310	4	99 1:48.988	1:49.145 (4)
5	52 J.ALCOBA	20.173	7 B.BALTUS	33.507	52 J.ALCOBA	22.991	7 B.BALTUS	32.339	5	7 1:48.994	1:49.140 (3)
6	30 M.COOK	20.179	24 X.ARTIGAS	33.551	99 C.TATAY	23.000	24 X.ARTIGAS	32.344	6	67 1:49.264	1:49.444 (6)
7	32 H.NOBUCHI	20.187	23 D.PIZZOLI	33.577	96 D.HOLGADO	23.032	53 D.ÖNCÜ	32.366	7	24 1:49.287	1:49.571 (8)
8	38 D.SALVADOR	20.263	6 R.YAMANAKA	33.594	7 B.BALTUS	23.046	88 M.PATACCA	32.396	8	23 1:49.288	1:49.489 (7)
9	99 C.TATAY	20.263	67 G.RIU	33.624	67 G.RIU	23.069	23 D.PIZZOLI	32.453	9	25 1:49.422	1:49.642 (9)
10	23 D.PIZZOLI	20.268	25 A.FERNÁNDEZ	33.670	31 B.VAN EERDE	23.070	81 A.VIU	32.483	10	6 1:49.472	1:49.751 (11)
11	28 M.BERTELLE	20.270	58 I.IGLESIAS	33.689	58 I.IGLESIAS	23.093	3 K.ZANNONI	32.485	11	32 1:49.660	1:49.950 (14)
12	50 J.DUPASQUIER	20.271	82 S.NEPA	33.690	76 J.GIRAL	23.102	73 M.KOFLER	32.499	12	3 1:49.697	1:49.771 (12)
13	67 G.RIU	20.298	3 K.ZANNONI	33.691	65 H.ARITA	23.109	87 F.CAÑERO	32.504	13	82 1:49.702	1:49.716 (10)
14	25 A.FERNÁNDEZ	20.317	32 H.NOBUCHI	33.751	87 F.CAÑERO	23.114	82 S.NEPA	32.537	14	73 1:49.788	1:49.964 (15)
15	3 K.ZANNONI	20.326	50 J.DUPASQUIER	33.777	6 R.YAMANAKA	23.118	83 M.KAWAKAMI	32.554	15	83 1:49.865	1:49.923 (13)
16	66 J.KELSO	20.336	73 M.KOFLER	33.781	20 J.GARCÍA	23.126	32 H.NOBUCHI	32.558	16	28 1:49.910	1:50.224 (18)
17	82 S.NEPA	20.338	28 M.BERTELLE	33.789	83 M.KAWAKAMI	23.134	6 R.YAMANAKA	32.594	17	96 1:49.936	1:50.020 (16)
18	73 M.KOFLER	20.346	83 M.KAWAKAMI	33.802	28 M.BERTELLE	23.137	50 J.DUPASQUIER	32.638	18	58 1:49.940	1:50.319 (20)
19	83 M.KAWAKAMI	20.375	96 D.HOLGADO	33.809	82 S.NEPA	23.137	36 I.IKMAL	32.643	19	50 1:49.942	1:50.224 (19)
20	96 D.HOLGADO	20.377	76 J.GIRAL	33.812	73 M.KOFLER	23.162	58 I.IGLESIAS	32.667	20	88 1:50.078	1:50.499 (25)
21	36 I.IKMAL	20.392	36 I.IKMAL	33.820	32 H.NOBUCHI	23.164	76 J.GIRAL	32.675	21	30 1:50.125	1:50.347 (21)
22	24 X.ARTIGAS	20.423	43 S.JESPERSEN	33.835	88 M.PATACCA	23.189	28 M.BERTELLE	32.714	22	36 1:50.148	1:50.411 (23)
23	31 B.VAN EERDE	20.429	38 D.SALVADOR	33.855	3 K.ZANNONI	23.195	96 D.HOLGADO	32.718	23	87 1:50.156	1:50.394 (22)
24	58 I.IGLESIAS	20.491	20 J.GARCÍA	33.874	25 A.FERNÁNDEZ	23.205	30 M.COOK	32.741	24	76 1:50.159	1:50.188 (17)
25	22 A.POLANCO	20.507	87 F.CAÑERO	33.876	38 D.SALVADOR	23.230	54 O.VOSTATEK	32.746	25	20 1:50.274	1:50.442 (24)
26	20 J.GARCÍA	20.516	22 A.POLANCO	33.886	22 A.POLANCO	23.256	20 J.GARCÍA	32.758	26	38 1:50.292	1:51.198 (34)
27	26 L.VERDUGO	20.520	30 M.COOK	33.916	50 J.DUPASQUIER	23.256	22 A.POLANCO	32.780	27	65 1:50.419	1:50.652 (28)
28	65 H.ARITA	20.521	88 M.PATACCA	33.952	10 N.CARRARO	23.264	31 B.VAN EERDE	32.790	28	22 1:50.429	1:50.604 (27)
29	5 M.RIPAMONTI	20.533	54 O.VOSTATEK	33.957	30 M.COOK	23.289	65 H.ARITA	32.797	29	31 1:50.463	1:50.574 (26)
30	18 R.VAN DE LAGEMAAT	20.539	18 R.VAN DE LAGEMAAT	33.977	36 I.IKMAL	23.293	78 I.MAHADI	32.846	30	54 1:50.559	1:50.814 (29)
31	88 M.PATACCA	20.541	65 H.ARITA	33.992	54 O.VOSTATEK	23.298	10 N.CARRARO	32.868	31	10 1:50.745	1:51.091 (33)
32	10 N.CARRARO	20.552	77 R.FUSCO	34.026	43 S.JESPERSEN	23.380	38 D.SALVADOR	32.944	32	43 1:50.818	1:51.052 (32)
33	54 O.VOSTATEK	20.558	26 L.VERDUGO	34.057	78 I.MAHADI	23.398	66 J.KELSO	32.976	33	18 1:50.938	1:51.019 (31)
34	76 J.GIRAL	20.570	10 N.CARRARO	34.061	18 R.VAN DE LAGEMAAT	23.405	43 S.JESPERSEN	33.005	34	78 1:50.995	1:50.995 (30)
35	13 F.REHACEK	20.590	78 I.MAHADI	34.140	27 Á.DÍEZ	23.425	18 R.VAN DE LAGEMAAT	33.017	35	66 1:51.092	1:51.760 (37)
36	43 S.JESPERSEN	20.598	13 F.REHACEK	34.160	26 L.VERDUGO	23.447	13 F.REHACEK	33.172	36	26 1:51.357	1:51.536 (35)
37	78 I.MAHADI	20.611	31 B.VAN EERDE	34.174	13 F.REHACEK	23.451	27 Á.DÍEZ	33.237	37	13 1:51.373	1:51.611 (36)
38	27 Á.DÍEZ	20.654	66 J.KELSO	34.283	66 J.KELSO	23.497	5 M.RIPAMONTI	33.301	38	27 1:51.632	1:51.861 (38)
39	87 F.CAÑERO	20.662	5 M.RIPAMONTI	34.302	5 M.RIPAMONTI	23.564	26 L.VERDUGO	33.333	39	5 1:51.700	1:52.271 (39)
40	77 R.FUSCO	20.827	27 Á.DÍEZ	34.316	77 R.FUSCO	24.693	77 R.FUSCO	41.757	40	77 2:01.303	

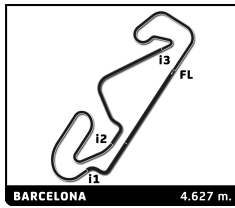




8-9 June

BARCELONA-CATALUÑA

FIM CEV REPSOL 2019

**Moto3**FIM CEV REPSOL CIRCUIT DE BARCELONA- CATALUNYA
Qualifying Practice 1

Best Top Speeds

Rider	Team	Top 1		Top 2		Top 3		Top 4		Top 5		Avg
		Kph	Lap	Kph	Lap	Kph	Lap	Kph	Lap	Kph	Lap	
30 MAX COOK	BRITISH TALENT TEAM	241.1	4	240.0	2	239.5	7	238.9	3	238.4	16	239.6
81 ALEIX VIU	SAMA QATAR ÁNGEL NIETO TEAM	240.5	5	237.9	9	237.9	14	237.4	6	235.3	3	237.8
25 ADRIÁN FERNÁNDEZ	LAGLISSE ACADEMY	240.0	2	237.4	9	236.3	4	235.3	5	234.3	3	236.7
32 HARUKI NOGUCHI	ASIA TALENT TEAM	240.0	3	238.9	4	238.4	5	237.9	17	237.4	2	238.5
82 STEFANO NEPA	FUNDACIÓN ANDREAS PÉREZ 77	240.0	9	237.9	8	237.4	6	236.8	4	236.3	11	237.7
76 JULIÁN GIRAL	JUNIOR TEAM ESTRELLA GALICIA 0,0	239.5	9	238.4	10	236.8	11	233.8	15	232.3	3	236.2
53 DENİZ ÖNCÜ	RED BULL KTM AJO	238.9	12	237.4	14	236.3	3	235.8	13	235.3	7	236.7
52 JEREMY ALCOBA	LAGLISSE ACADEMY	238.4	11	237.4	4	235.3	6	231.8	10	163.6	1	221.3
65 HIKARU ARITA	SIC58 SQUADRA CORSE	238.4	12	237.9	11	234.8	3	233.8	10	233.8	9	235.7
7 BARRY BALTUS	SAMA QATAR ÁNGEL NIETO TEAM	237.9	10	235.3	9	234.3	11	234.3	16	233.3	14	235.0
22 AARÓN POLANCO	CUNA DE CAMPEONES	237.9	2	237.9	13	237.4	14	237.4	5	236.8	6	237.5
83 MEIKON YUJI KAWAKAMI	FUNDACIÓN ANDREAS PÉREZ 77	237.9	8	237.4	9	236.3	4	235.8	10	234.8	13	236.4
27 ÁLEX DÍEZ	LEOPARD IMPALA JUNIOR TEAM	237.4	5	236.3	11	235.3	10	235.3	6	234.8	3	235.8
28 MATTEO BERTELLE	SIC 58 SQUADRA CORSE	237.4	2	237.4	11	236.8	13	235.8	14	234.8	9	236.4
31 BILL VAN EERDE	ASIA TALENT TEAM	237.4	4	236.3	3	235.8	8	235.3	10	234.8	9	235.9
66 JOEL DAMON KELSO	TEAM LEOPARD JUNIOR ITALIA	237.4	2	89.4	1							163.4
3 KEVIN ZANNONI	RGR TM RACING FACTORY TEAM	236.8	4	236.8	5	235.3	3	235.3	13	235.3	12	235.9
23 DAVIDE PIZZOLI	LEOPARD IMPALA JUNIOR TEAM	236.8	9	236.3	6	235.8	11	235.8	10	235.3	4	236.0
36 IZAM IKMAL	SIC JUNIOR TEAM	236.8	4	235.8	3	234.3	9	234.3	11	234.3	5	235.1
38 DAVID SALVADOR	CUNA DE CAMPEONES	236.8	6	185.2	12	102.9	1					175.0
67 GERARD RIU	BAIKO RACING TEAM	236.8	6	236.3	3	236.3	14	235.8	12	235.3	13	236.1
73 MAXIMILIAN KOFLER	SAMA QATAR ÁNGEL NIETO TEAM	236.8	16	236.8	7	236.3	6	235.8	15	235.8	10	236.3
5 MATTEO RIPAMONTI	TEAM LEOPARD JUNIOR ITALIA	235.8	9	232.3	2	232.3	10	230.8	11	228.3	14	231.9
6 RYUSEI YAMANAKA	JUNIOR TEAM ESTRELLA GALICIA 0,0	235.8	4	235.8	15	234.8	2	234.3	5	233.8	8	234.9
10 NICOLA FABIO CARRARO	RGR TM RACING FACTORY TEAM	235.8	4	235.8	11	235.3	12	234.8	9	234.8	10	235.3
24 XAVIER ARTIGAS	LEOPARD IMPALA JUNIOR TEAM	235.8	12	233.8	6	233.8	11	231.8	7	230.8	10	233.2
26 LUIS MIGUEL VERDUGO	LAGLISSE ACADEMY	235.8	10	234.3	11	234.3	4	233.8	6	233.3	7	234.3
43 SIMON JESPERSEN	TEAM JESPERSEN	235.8	9	235.3	10	234.3	11	234.3	2	233.3	3	234.6
50 JASON DUPASQUIER	H43-CARXPRT-BLUMAQ-KTM	235.8	14	235.8	11	235.3	2	235.3	7	234.8	10	235.4
88 MATTEO PATACCA	SIC58 SQUADRACORSE	235.8	3	233.3	10	232.3	11	231.8	4	231.8	12	233.0
99 CARLOS TATAY	FUNDACIÓN ANDREAS PÉREZ 77	235.8	14	235.8	11	234.3	10	231.8	15	229.8	4	233.5
58 IÑIGO IGLESIAS	BAIKO RACING TEAM	235.3	2	235.3	17	235.3	4	232.3	16	229.3	8	233.5
96 DANIEL HOLGADO	JUNIOR TEAM ESTRELLA GALICIA 0,0	235.3	5	234.8	11	234.3	3	234.3	4	233.3	2	234.4
20 JOSÉ JULIÁN GARCÍA	FAU55 EL SEÑOR DE LAS BOLSAS	233.3	10	231.3	11	230.8	6	227.4	15	226.4	16	229.8
54 ONDREJ VOSTATEK	IGAX TEAM	232.8	2	232.3	14	229.3	15	226.4	11	147.3	1	213.6
87 FAUSTINO CAÑERO	FAU55 EL SEÑOR DE LAS BOLSAS	231.8	2	230.3	14	229.8	4	228.3	15	228.3	10	229.7
78 IDIL MAHADI	SIC JUNIOR TEAM	230.8	7	230.3	8	230.3	4	229.3	11	229.3	12	230.0
18 RYAN VAN DE LAGEMAAT	LAGEMAAT RACING	229.3	11	228.3	12	225.9	2	219.1	15	141.9	1	208.9
13 FILIP REHACEK	IGAX TEAM	228.3	2	148.1	1							188.2
77 RAFFAELE FUSCO	ANGEL NIETO - MTR	186.2	1									186.2





Moto3
WORLD CHAMPIONSHIP

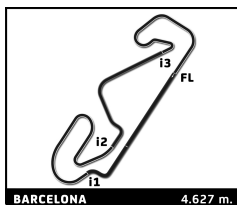
Moto2
EUROPEAN CHAMPIONSHIP

Talent Cup

8 -9 June

BARCELONA-CATALUÑA

FIM CEV REPSOL 2019



Moto3

FIM CEV REPSOL CIRCUIT DE BARCELONA- CATALUNYA Qualifying Practice 1

Fastest Lap Sequence

Practice Time	Rider	Team	Bike	Class	Time	Kph	Lap
3:52.580	50 JASON DUPASQUIER	H43-CARXPERT-BLUMAQ-KTM	KTM		1:51.525	149.4	2
3:52.838	43 SIMON JESPERSEN	TEAM JESPERSEN	KTM		1:51.052	150.0	2
4:23.029	7 BARRY BALTUS	SAMA QATAR ÁNGEL NIETO TEAM	KTM		1:50.532	150.7	2
4:23.597	81 ALEIX VIU	SAMA QATAR ÁNGEL NIETO TEAM	KTM		1:49.726	151.8	2
10:00.898	81 ALEIX VIU	SAMA QATAR ÁNGEL NIETO TEAM	KTM		1:49.592	152.0	5
11:22.356	52 JEREMY ALCOBA	LAGLISSE ACADEMY	HUSQVARNA		1:49.242	152.5	5
18:36.794	53 DENIZ ÖNCÜ	RED BULL KTM AJO	KTM		1:49.234	152.5	7
20:25.770	53 DENIZ ÖNCÜ	RED BULL KTM AJO	KTM		1:48.976	152.9	8
34:50.454	81 ALEIX VIU	SAMA QATAR ÁNGEL NIETO TEAM	KTM		1:48.952	152.9	13
36:51.829	53 DENIZ ÖNCÜ	RED BULL KTM AJO	KTM		1:48.571	153.4	12

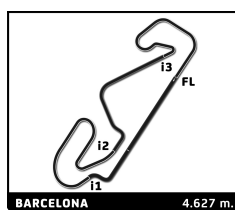




8 -9 June

BARCELONA-CATALUNYA

FIM CEV REPSOL 2019



Moto3

FIM CEV REPSOL CIRCUIT DE BARCELONA- CATALUNYA

Qualifying Practice 1

Analysis

■ Personal Best ■ Session Best B Crossing the finish line in pit lane

Lap	Time	Sector 1	Sector 2	Sector 3	Sector 4	Elapsed	Lap	Time	Sector 1	Sector 2	Sector 3	Sector 4	Elapsed	
3	KEVIN ZANNONI ITA RGR TM RACING FACTORY TEAM TM							26	LUIS MIGUEL VERDUGO SPA LAGLISSE ACADEMY HUSQVARNA					
1	11:21.008					11:21.008	1	14:29.113					14:29.113	
2	1:53.101					13:14.109	2	1:53.045					16:22.158	
3	1:52.867					15:06.976	3	1:59.221					18:21.379	
4	2:06.067 B					17:13.043	4	2:02.152					20:23.531	
5	5:18.070					22:31.113	5	1:52.837					22:16.368	
6	RYUSEI YAMANAKA JPN JUNIOR TEAM ESTRELLA GALICIA 0,0 HONDA							27	ÁLEX DÍEZ SPA LEOPARD IMPALA JUNIOR TEAM HONDA					
1	8:38.502					8:38.502	1	12:31.094					12:31.094	
2	1:51.771					10:30.273	2	1:54.428					14:25.522	
3	2:04.619 B					12:34.892	3	1:53.161					16:18.683	
4	6:43.226					19:18.118	4	1:53.614					18:12.297	
5	1:50.686					21:08.804	5	1:53.788					20:06.085	
							6	1:53.988					22:00.073	
7	BARRY BALTUS BEL SAMA QATAR ÁNGEL NIETO TEAM KTM							28	MATTEO BERTELLE ITA SIC 58 SQUADRA CORSE HONDA					
1	9:18.510					9:18.510	1	8:40.891					8:40.891	
2	1:51.572					11:10.082	2	1:52.332					10:33.223	
3	2:00.387 B					13:10.469	3	1:52.430					12:25.653	
4	9:11.286					22:21.755	4	2:04.563 B					14:30.216	
22	AARÓN POLANCO SPA CUNA DE CAMPEONES KTM							30	MAX COOK GBR BRITISH TALENT TEAM HONDA					
1	18:27.538					18:27.538	1	19:44.913					19:44.913	
2	1:54.478					20:22.016	2	1:53.255					21:38.168	
3	1:52.377					22:14.393								
23	DAVIDE PIZZOLI ITA LEOPARD IMPALA JUNIOR TEAM HONDA							31	BILL VAN EERDE AUS ASIA TALENT TEAM HONDA					
1	12:32.120					12:32.120	1	15:08.587					15:08.587	
2	1:52.187					14:24.307	2	1:54.631					17:03.218	
3	1:50.805					16:15.112	3	1:53.515					18:56.733	
4	1:51.022					18:06.134	4	1:53.130					20:49.863	
5	1:52.076					19:58.210								
6	1:51.250					21:49.460								
24	XAVIER ARTIGAS SPA LEOPARD IMPALA JUNIOR TEAM HONDA							32	HARUKI NOGUCHI JPN ASIA TALENT TEAM HONDA					
1	12:31.290					12:31.290	1	19:46.653					19:46.653	
2	1:52.901					14:24.191	2	1:51.461					21:38.114	
3	1:51.123					16:15.314								
4	1:50.938					18:06.252								
5	1:51.454					19:57.706								
6	1:51.578					21:49.284								
25	ADRIÁN FERNÁNDEZ SPA LAGLISSE ACADEMY HUSQVARNA							43	SIMON JESPERSEN DEN TEAM JESPERSEN KTM					
1	14:15.200					14:15.200	1	12:27.989					12:27.989	
2	1:52.471					16:07.671	2	1:56.803					14:24.792	
3	1:51.348					17:59.019	3	1:54.861					16:19.653	
4	1:51.365					19:50.384	4	2:10.282 B					18:29.935	
5	1:51.947					21:42.331	5	3:14.714					21:44.649	
							52	JEREMY ALCOBA SPA LAGLISSE ACADEMY HUSQVARNA						
							1	14:16.408					14:16.408	
							2	1:51.088					16:07.496	
							3	1:50.803					17:58.299	
							4	1:50.616					19:48.915	





8 -9 June

BARCELONA-CATALUÑA

FIM CEV REPSOL 2019



Moto3

FIM CEV REPSOL CIRCUIT DE BARCELONA- CATALUNYA

Qualifying Practice 1

Analysis

■ Personal Best ■ Session Best B Crossing the finish line in pit lane

Lap	Time	Sector 1	Sector 2	Sector 3	Sector 4	Elapsed	Lap	Time	Sector 1	Sector 2	Sector 3	Sector 4	Elapsed
5	1:50.724					21:39.639	1	13:29.685					13:29.685
53	DENİZ ÖNCÜ					TUR	2	2:01.441					15:31.126
	RED BULL KTM AJO					KTM	3	1:54.342					17:25.468
1	7:35.009					7:35.009	4	2:20.068					19:45.536
2	1:51.841					9:26.850	5	1:55.729					21:41.265
3	2:00.753 B					11:27.603	78	IDİL MAHADI					MAL
4	5:28.868					16:56.471		SIC JUNIOR TEAM					HONDA
5	1:50.324					18:46.795	1	14:26.436					14:26.436
6	1:50.107					20:36.902	2	1:52.833					16:19.269
7	1:50.416					22:27.318	3	1:54.275					18:13.544
58	IÑIGO IGLESIAS					SPA	4	2:09.010					20:22.554
	BAIKO RACING TEAM					KTM	5	1:52.056					22:14.610
1	17:18.480					17:18.480	81	ALEX VIU					SPA
2	1:54.775					19:13.255		SAMA QATAR ÁNGEL NIETO TEAM					KTM
3	1:52.116					21:05.371	1	11:47.797					11:47.797
65	HIKARU ARITA					JPN	2	1:57.678					13:45.475
	SIC58 SQUADRA CORSE					HONDA	3	1:58.839 B					15:44.314
1	7:21.961					7:21.961	4	6:37.970					22:22.284
2	1:53.725					9:15.686	82	STEFANO NEPA					ITA
3	1:54.270					11:09.956		FUNDACIÓN ANDREAS PÉREZ 77					KTM
4	1:54.602					13:04.558	1	16:03.398					16:03.398
5	1:54.371					14:58.929	2	1:51.117					17:54.515
6	1:54.671					16:53.600	3	1:51.922					19:46.437
7	1:54.571					18:48.171	4	1:51.087					21:37.524
8	2:06.691 B					20:54.862	83	MEIKON YUJI KAWAKAMI					BRA
67	GERARD RIU					SPA		FUNDACIÓN ANDREAS PÉREZ 77					KTM
	BAIKO RACING TEAM					KTM	1	13:13.499					13:13.499
1	8:38.767					8:38.767	2	1:54.354					15:07.853
2	1:51.434					10:30.201	3	2:02.778 B					17:10.631
3	2:01.887					12:32.088	4	5:01.727					22:12.358
4	1:52.902					14:24.990	88	MATTEO PATACCA					ITA
5	2:00.111 B					16:25.101		SIC58 SQUADRACORSE					HONDA
6	4:50.677					21:15.778	1	8:38.748					8:38.748
73	MAXIMILIAN KOFLER					AUT	2	1:52.604					10:31.352
	SAMA QATAR ÁNGEL NIETO TEAM					KTM	3	1:55.167					12:26.519
1	9:13.137					9:13.137	4	1:57.760					14:24.279
2	1:53.239					11:06.376	5	1:52.817					16:17.096
3	2:02.626					13:09.002	6	2:07.114 B					18:24.210
4	1:59.878 B					15:08.880	96	DANIEL HOLGADO					SPA
5	7:12.892					22:21.772		JUNIOR TEAM ESTRELLA GALICIA 0,0					HONDA
76	JULIÁN GIRAL					SPA	1	7:26.278					7:26.278
	JUNIOR TEAM ESTRELLA GALICIA 0,0					HONDA	2	1:52.082					9:18.360
1	14:06.128					14:06.128	3	1:51.640					11:10.000
2	1:53.836					15:59.964	4	2:03.272 B					13:13.272
3	1:53.261					17:53.225	5	5:59.957					19:13.229
4	1:53.526					19:46.751	6	1:57.172					21:10.401
5	1:52.227					21:38.978	99	CARLOS TATAY					SPA
77	RAFFAELE FUSCO					ITA		FUNDACIÓN ANDREAS PÉREZ 77					KTM
	ANGEL NIETO - MTR					KTM	1	14:49.918					14:49.918

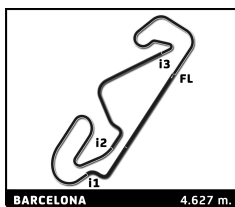




8 -9 June

BARCELONA-CATALUÑA

FIM CEV REPSOL 2019



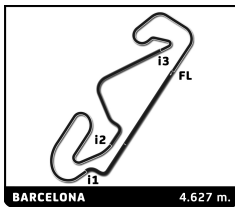
Moto3 FIM CEV REPSOL CIRCUIT DE BARCELONA- CATALUNYA Qualifying Practice 1

Analysis

■ Personal Best ■ Session Best B Crossing the finish line in pit lane

Lap	Time	Sector 1	Sector 2	Sector 3	Sector 4	Elapsed	Lap	Time	Sector 1	Sector 2	Sector 3	Sector 4	Elapsed
2	1:50.630					16:40.548							
3	1:50.276					18:30.824							
4	1:50.581					20:21.405							
5	1:50.283					22:11.688							



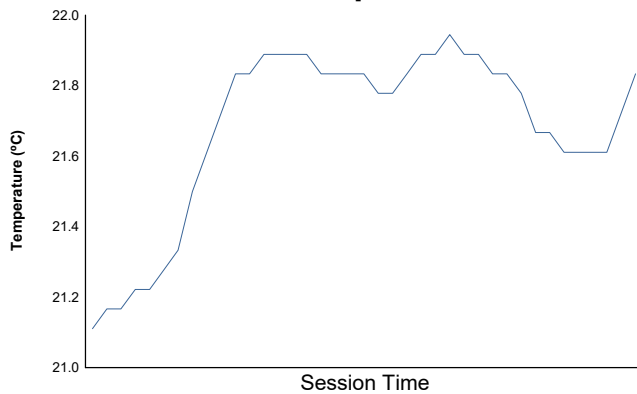


FIM CEV REPSOL CIRCUIT DE BARCELONA- CATALUNYA

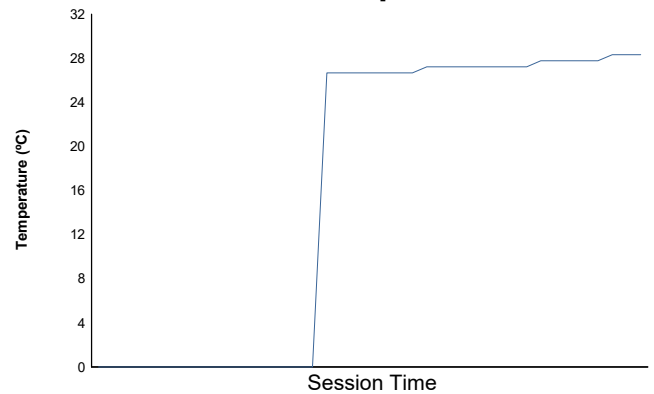
Moto3 Qualifying Practice 1

Weather Report

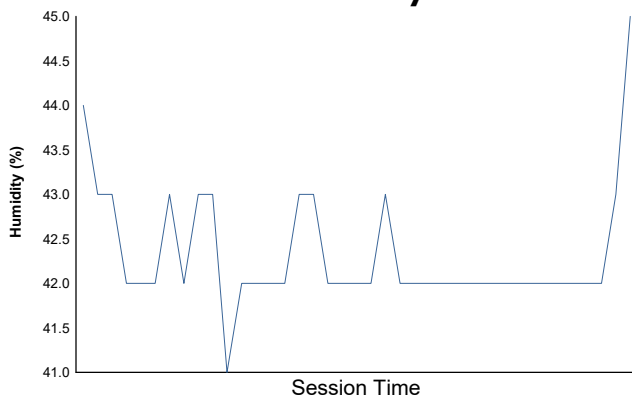
Air Temperature



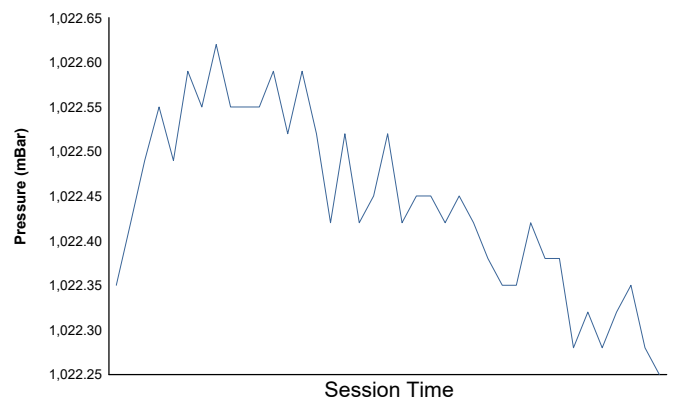
Track Temperature



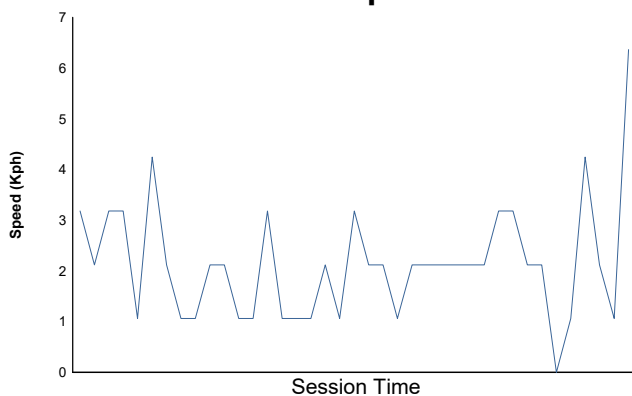
Humidity



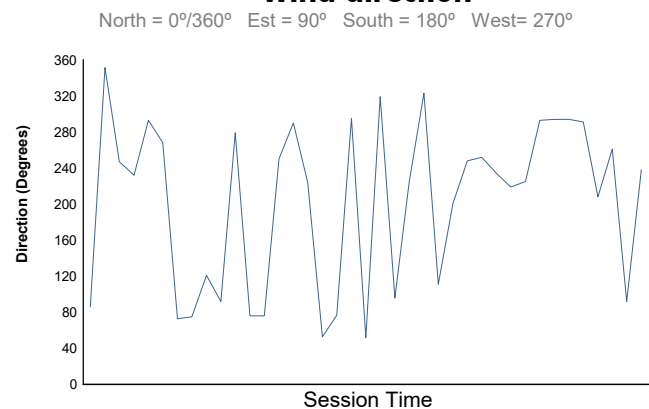
Pressure



Wind Speed



Wind direction



Track Status: **DRY**

