



8 -9 June

BARCELONA-CATALUÑA

FIM CEV REPSOL 2019

**ETC****Amended**

FIM CEV REPSOL CIRCUIT DE BARCELONA-CATALUNYA

Qualifying Practice 1 - GrB

Classification

Nr.	Rider	Nat	Team	Bike	Tyres	Time	Lap Total	Gap	Kph
1	74 DAIJIRO SAKO	JPN	CUNA DE CAMPEONES	HONDA	DUNLOP	1:52.692	16 16	-	- 147.8
2	6 DIRK GEIGER	GER	KIEFER RACING	HONDA	DUNLOP	1:52.717	9 10	+0.025	+0.025 147.8
3	5 LORENZO FELLON	FRA	ZF GRAND PRIX SCHOOL	HONDA	DUNLOP	1:53.176	6 11	+0.484	+0.459 147.2
4	23 ÁLEX MILLÁN	SPA	HAWKERS KARBUM ARO	HONDA	DUNLOP	1:53.288	5 15	+0.596	+0.112 147.0
5	92 DIOGO MOREIRA	BRA	TALENT TEAM ESTRELLA GALICIA 0,(HONDA	DUNLOP	1:53.349	8 16	+0.657	+0.061 147.0
6	80 DAVID ALONSO	SPA	SAMA QATAR ÁNGEL NIETO TEAM	HONDA	DUNLOP	1:53.352	5 17	+0.660	+0.003 147.0
7	38 JUAN RODRÍGUEZ	SPA	CUNA DE CAMPEONES	HONDA	DUNLOP	1:53.394	5 17	+0.702	+0.042 146.9
8	7 DANIEL MUÑOZ	SPA	ONEFOREX CARDOSO SCHOOL RACING	HONDA	DUNLOP	1:53.891	3 18	+1.199	+0.497 146.3
9	86 MARIO MAYOR	SPA	IKONO LAGLISSE ACADEMY	HONDA	DUNLOP	1:54.057	14 18	+1.365	+0.166 146.0
10	70 JOSHUA WHATLEY	GBR	KRP	HONDA	DUNLOP	1:54.121	8 16	+1.429	+0.064 146.0
11	53 MICHAL BÚLIK	SVK	IGAX TEAM	HONDA	DUNLOP	1:54.132	5 17	+1.440	+0.011 145.9
12	48 GABIN PLANQUES	FRA	LARRESPORT BRADOL	HONDA	DUNLOP	1:54.320	12 15	+1.628	+0.188 145.7
13	49 JULIO GARCÍA	SPA	JEREZ ANDALUCIA MOTOR TALENT	HONDA	DUNLOP	1:54.420	4 16	+1.728	+0.100 145.6
14	13 MARCO TAPIA	SPA	LEOPARD IMPALA JUNIOR TEAM	HONDA	DUNLOP	1:54.523	13 18	+1.831	+0.103 145.4
15	77 MATTIA VOLPI	ITA	SIC58 SQUADRA CORSE	HONDA	DUNLOP	1:54.599	12 16	+1.907	+0.076 145.4
16	69 MARCOS RUDA	SPA	CUNA DE CAMPEONES	HONDA	DUNLOP	1:54.859	4 16	+2.167	+0.260 145.0
17	67 FILIPPO MARIA PALAZZI	ITA	BESTER CAPITAL DUBAI JUNIOR TEAM	HONDA	DUNLOP	1:55.047	13 17	+2.355	+0.188 144.8
18	20 JACK HART	GBR	WILSON RACING	HONDA	DUNLOP	1:55.314	13 19	+2.622	+0.267 144.5
19	33 BRYAN-KIM DUPASQUIER	SWI	H43-TEAM NOBBY-CARXPERT-BLUMAQ	HONDA	DUNLOP	1:55.533	12 15	+2.841	+0.219 144.2
20	27 TOMMASO CAVADINI	SWI	TEAM MTA - DINOIL	HONDA	DUNLOP	1:55.736	14 18	+3.044	+0.203 143.9
21	93 MARCO GAGGI	ITA	SOKOL RACE TEAM FMT	HONDA	DUNLOP	1:55.923	15 15	+3.231	+0.187 143.7
22	75 JUSTIN FOKKERT	NED	TALENT TEAM	HONDA	DUNLOP	1:56.513	18 19	+3.821	+0.590 143.0
23	17 MARCEAU LAPIERRE	FRA	EQUIPE DE FRANCE - FILIÈRE GP	HONDA	DUNLOP	1:56.697	17 18	+4.005	+0.184 142.7
24	11 MATTIA MOLINO	ITA	SOKOL RACE TEAM FMT	HONDA	DUNLOP	1:56.704	14 15	+4.012	+0.007 142.7



8 -9 June

BARCELONA-CATALUÑA

FIM CEV REPSOL 2019

**ETC**

FIM CEV REPSOL CIRCUIT DE BARCELONA-CATALUNYA

Qualifying Practice 1 - GrB

Best Sector Times

SECTOR 1			SECTOR 2		SECTOR 3		SECTOR 4		Pos	Ideal Lap	Best Lap
Pos	Rider	Time	Rider	Time	Rider	Time	Rider	Time			
1	74 D.SAKO	21.133	6 D.GEIGER	34.371	74 D.SAKO	23.633	6 D.GEIGER	33.192	1	6 1:52.473	1:52.717 (2)
2	5 L.FELLON	21.140	74 D.SAKO	34.513	92 D.MOREIRA	23.651	74 D.SAKO	33.199	2	74 1:52.478	1:52.692 (1)
3	38 J.RODRÍGUEZ	21.183	23 Á.MILLÁN	34.520	6 D.GEIGER	23.681	80 D.ALONSO	33.298	3	92 1:52.916	1:53.349 (5)
4	92 D.MOREIRA	21.185	5 L.FELLON	34.598	5 L.FELLON	23.715	23 Á.MILLÁN	33.366	4	23 1:52.945	1:53.288 (4)
5	24 I.ORTOLÁ	21.186	92 D.MOREIRA	34.618	80 D.ALONSO	23.738	38 J.RODRÍGUEZ	33.374	5	38 1:52.981	1:53.394 (7)
6	23 Á.MILLÁN	21.196	38 J.RODRÍGUEZ	34.632	38 J.RODRÍGUEZ	23.792	92 D.MOREIRA	33.462	6	80 1:52.996	1:53.352 (6)
7	48 G.PLANQUES	21.197	7 D.MUÑOZ	34.667	23 Á.MILLÁN	23.863	53 M.BÚLIK	33.478	7	5 1:53.047	1:53.176 (3)
8	80 D.ALONSO	21.222	80 D.ALONSO	34.738	70 J.WHATLEY	23.882	70 J.WHATLEY	33.552	8	70 1:53.499	1:54.121 (10)
9	6 D.GEIGER	21.229	70 J.WHATLEY	34.761	48 G.PLANQUES	23.991	5 L.FELLON	33.594	9	53 1:53.645	1:54.132 (11)
10	86 M.MAYOR	21.280	86 M.MAYOR	34.765	13 M.TAPIA	24.000	86 M.MAYOR	33.595	10	86 1:53.685	1:54.057 (9)
11	53 M.BÚLIK	21.302	53 M.BÚLIK	34.848	53 M.BÚLIK	24.017	7 D.MUÑOZ	33.596	11	7 1:53.715	1:53.891 (8)
12	70 J.WHATLEY	21.304	77 M.VOLPI	34.917	86 M.MAYOR	24.045	13 M.TAPIA	33.701	12	48 1:53.953	1:54.320 (12)
13	49 J.GARCÍA	21.313	13 M.TAPIA	34.931	7 D.MUÑOZ	24.068	33 B.DUPASQUIER	33.768	13	13 1:54.097	1:54.523 (14)
14	7 D.MUÑOZ	21.384	48 G.PLANQUES	34.947	49 J.GARCÍA	24.092	48 G.PLANQUES	33.818	14	49 1:54.327	1:54.420 (13)
15	13 M.TAPIA	21.465	33 B.DUPASQUIER	34.992	77 M.VOLPI	24.159	67 F.PALAZZI	33.823	15	77 1:54.409	1:54.599 (15)
16	77 M.VOLPI	21.498	67 F.PALAZZI	35.006	94 M.SIEBDRATH	24.217	77 M.VOLPI	33.835	16	33 1:54.718	1:55.533 (19)
17	69 M.RUDA	21.575	69 M.RUDA	35.018	27 T.CAVADINI	24.266	49 J.GARCÍA	33.899	17	67 1:54.762	1:55.047 (17)
18	67 F.PALAZZI	21.627	49 J.GARCÍA	35.023	67 F.PALAZZI	24.306	20 J.HART	33.917	18	69 1:54.859	1:54.859 (16)
19	33 B.DUPASQUIER	21.652	20 J.HART	35.089	33 B.DUPASQUIER	24.306	69 M.RUDA	33.935	19	20 1:55.123	1:55.314 (18)
20	27 T.CAVADINI	21.727	24 I.ORTOLÁ	35.084	20 J.HART	24.311	94 M.SIEBDRATH	34.000	20	27 1:55.400	1:55.700 (20)



Moto3
MOTORCYCLE
WORLD CHAMPIONSHIP

Moto2
EUROPEAN CHAMPIONSHIP

Talent
CUP

8 -9 June

BARCELONA-CATALUÑA

FIM CEV REPSOL 2019



ETC

FIM CEV REPSOL CIRCUIT DE BARCELONA-CATALUNYA Qualifying Practice 1 - GrB

Fastest Lap Sequence

Practice Time	Rider	Team	Bike	Class	Time	Kph	Lap
4:00.147	33 BRYAN-KIM DUPASQUIER	H43-TEAM NOBBY-CARXPERT-BLUMAG	HONDA		1:56.720	142.7	2
4:21.105	20 JACK HART	WILSON RACING	HONDA		1:55.937	143.7	2
4:53.820	74 DAIJIRO SAKO	CUNA DE CAMPEONES	HONDA		1:54.059	146.0	2
5:48.977	5 LORENZO FELLON	ZF GRAND PRIX SCHOOL	HONDA		1:54.047	146.1	2
6:47.484	74 DAIJIRO SAKO	CUNA DE CAMPEONES	HONDA		1:53.664	146.5	3
6:54.016	23 ÁLEX MILLÁN	HAWKERS KARBUM ARO	HONDA		1:53.325	147.0	3
7:07.334	6 DIRK GEIGER	KIEFER RACING	HONDA		1:53.123	147.2	2
9:00.275	6 DIRK GEIGER	KIEFER RACING	HONDA		1:52.941	147.5	3
38:33.605	6 DIRK GEIGER	KIEFER RACING	HONDA		1:52.717	147.8	9
41:33.820	74 DAIJIRO SAKO	CUNA DE CAMPEONES	HONDA		1:52.692	147.8	16



8-9 June

BARCELONA-CATALUÑA

FIM CEV REPSOL 2019



ETC

FIM CEV REPSOL CIRCUIT DE BARCELONA-CATALUNYA
Qualifying Practice 1 - GrB

Analysis

■ Personal Best
 ■ Session Best
 B Crossing the finish line in pit lane

Lap	Time	Sector 1	Sector 2	Sector 3	Sector 4	Elapsed	Lap	Time	Sector 1	Sector 2	Sector 3	Sector 4	Elapsed
5	LORENZO FELLON					FRA	7	2:13.283 B	22.407	36.229	25.454	49.193	14:14.893
	ZF GRAND PRIX SCHOOL					HONDA	8	13:39.537	...	36.261	24.911	34.776	27:54.430
1	3:54.930	2:21.401	35.692	24.183	33.654	3:54.930	9	1:57.379	22.322	35.747	24.786	34.524	29:51.809
2	1:54.047	21.308	34.889	24.062	33.788	5:48.977	10	1:56.833	22.285	35.387	24.731	34.430	31:48.642
3	1:53.660	21.317	34.809	23.926	33.608	7:42.637	11	1:57.243	22.375	35.550	24.777	34.541	33:45.885
4	2:07.134 B	21.332	34.768	25.311	45.723	9:49.771	12	1:57.738	22.504	35.704	24.858	34.672	35:43.623
5	13:59.092	...	39.977	25.242	33.859	23:48.863	13	1:57.551	22.550	35.691	24.991	34.319	37:41.174
6	1:53.176	21.140	34.598	23.715	33.723	25:42.039	14	1:56.704	22.259	35.500	24.639	34.306	39:37.878
7	2:08.674 B	21.205	34.953	25.369	47.147	27:50.713	15	1:57.447	22.396	35.673	24.781	34.597	41:35.325
8	6:52.906	5:13.416	39.165	26.501	33.824	34:43.619	12	CHARLES AUBRIE					FRA
9	1:55.908	21.452	34.708	23.926	35.822	36:39.527		TEAM RLD RACING					HONDA
10	1:54.028	21.598	34.611	24.095	33.724	38:33.555	1	2:10.081	29.544	38.075	26.302	36.160	2:10.081
11	1:53.661	21.699	34.626	23.742	33.594	40:27.216	2	2:01.188	22.960	36.736	25.635	35.857	4:11.269
6	DIRK GEIGER					GER	3	2:00.383	22.778	36.754	25.307	35.544	6:11.652
	KIEFER RACING					HONDA	4	1:59.467	22.392	36.368	25.232	35.475	8:11.119
1	5:14.211	3:40.129	35.754	24.257	34.071	5:14.211	5	1:59.139	22.420	36.316	25.127	35.276	10:10.258
2	1:53.123	21.459	34.636	23.768	33.260	7:07.334	6	2:09.768 B	22.539	36.381	25.331	45.517	12:20.026
3	1:52.941	21.254	34.543	23.777	33.867	9:00.275	7	8:06.936	6:28.704	36.767	25.739	35.726	20:26.962
4	2:09.332 B	22.252	36.053	25.089	45.938	11:09.607	8	1:59.139	22.548	36.308	25.054	35.229	22:26.101
5	19:46.603	...	34.873	25.501	38.836	30:56.210	9	1:58.770	22.565	36.008	25.058	35.139	24:24.871
							10	1:58.757	22.648	36.044	24.980	35.085	26:23.628



8 -9 June

BARCELONA-CATALUÑA

FIM CEV REPSOL 2019

**ETC**

FIM CEV REPSOL CIRCUIT DE BARCELONA-CATALUNYA

Qualifying Practice 1 - GrB

Analysis

■ Personal Best ■ Session Best B Crossing the finish line in pit lane

Lap	Time	Sector 1	Sector 2	Sector 3	Sector 4	Elapsed	Lap	Time	Sector 1	Sector 2	Sector 3	Sector 4	Elapsed		
7	2:08.247	B	21.938	36.124	24.893	45.292	14:58.318	3	2:38.223	1:00.727	36.712	24.946	35.838	40:21.506	
8	6:05.094		4:27.805	36.786	25.016	35.487	21:03.412	27 TOMMASO CAVADINI SWI							
9	1:57.838		22.040	36.223	24.676	34.899	23:01.250	TEAM MTA - DINOIL HONDA							
10	1:57.561		21.976	36.026	24.703	34.856	24:58.811	1	2:25.020	40.596	40.001	27.963	36.460	2:25.020	
11	1:57.230		21.938	35.987	24.624	34.681	26:56.041	2	1:56.909	22.253	35.606	24.786	34.264	4:21.929	
12	1:57.606		21.994	35.911	24.633	35.068	28:53.647	3	2:10.170	B	22.003	36.766	25.054	46.347	6:32.099
13	2:02.513		21.964	35.877	25.462	39.210	30:56.160	4	3:07.553		1:25.198	41.283	25.306	35.766	9:39.652
14	1:59.436		22.026	35.920	25.321	36.169	32:55.596	5	1:57.263		22.036	35.989	24.906	34.332	11:36.915
15	2:09.988	B	21.986	35.808	24.648	47.546	35:05.584	6	1:56.907		22.077	35.837	24.671	34.322	13:33.822
16	2:38.310		1:01.500	36.595	24.772	35.443	37:43.894	7	1:56.833		22.062	35.674	24.749	34.348	15:30.655
17	1:56.697		21.906	35.554	24.410	34.827	39:40.591	8	2:12.325	B	23.328	37.253	25.746	45.998	17:42.980
18	1:56.699		21.940	35.587	24.441	34.731	41:37.290	9	5:44.207		3:58.629	40.279	28.794	36.505	23:27.187
20 JACK HART GBR															
WILSON RACING HONDA															
1	2:25.168		42.738	40.014	26.072	36.344	2:25.168	10	1:56.445		22.125	35.377	24.562	34.381	25:23.632
2	1:55.937		21.846	35.333	24.506	34.252	4:21.105	11	1:59.264		22.149	37.019	25.121	34.975	27:22.896
3	2:13.288	B	24.078	36.339	24.666	48.205	6:34.393	12	1:56.167		22.278	35.306	24.442	34.141	29:19.063
4	3:10.163		1:34.989	35.908	24.717	34.549	9:44.556	13	1:57.407		22.028	36.572	24.409	34.398	31:16.470
5	1:55.555		21.878	35.360	24.400	33.917	11:40.111	14	1:55.736		22.070	35.337	24.266	34.063	33:12.206
6	1:55.515		21.912	35.155	24.434	34.014	13:35.626	15	1:57.315		22.070	35.634	25.244	34.670	35:09.521
7	1:55.620		21.987	35.252	24.392	33.989	15:31.246	16	1:57.038		22.526	35.620	24.460	34.432	37:06.559
8	2:12.221		22.044	37.222	25.010	47.560	17:43.806	17	1:56.683		21.913	35.596	24.613	34.561	39:03.242
9	2:12.221		22.044	37.222	25.010	47.560	19:56.027	18	2:02.908		23.115	38.121	26.334	35.338	41:06.150



8-9 June

BARCELONA-CATALUÑA

FIM CEV REPSOL 2019



ETC

FIM CEV REPSOL CIRCUIT DE BARCELONA-CATALUNYA
Qualifying Practice 1 - GrB

Analysis

■ Personal Best ■ Session Best B Crossing the finish line in pit lane

Lap	Time	Sector 1	Sector 2	Sector 3	Sector 4	Elapsed	Lap	Time	Sector 1	Sector 2	Sector 3	Sector 4	Elapsed
12	1:55.533	21.868	35.143	24.325	34.197	31:32.163	10	1:54.733	21.428	35.165	24.174	33.966	29:17.908
13	1:55.677	22.012	35.340	24.342	33.983	33:27.840	11	1:59.019	23.117	37.802	24.110	33.990	31:16.927
14	2:09.624B	21.915	35.043	24.871	47.795	35:37.464	12	1:54.320	21.376	34.947	24.142	33.855	33:11.247
15	2:37.311	1:02.859	35.538	24.510	34.404	38:14.775	13	2:12.832B	21.954	37.284	24.935	48.659	35:24.079
35 MARIUS HENRY FRA							14 4:05.588 2:31.415 35.491 24.471 34.211 39:29.667						
SELECT MACHINES HONDA							15 1:55.175 21.750 35.096 24.270 34.059 41:24.842						
1	2:29.349	46.646	39.818	26.504	36.381	2:29.349	49 JULIO GARCÍA SPA						
2	2:00.842	23.015	37.103	25.382	35.342	4:30.191	JEREZ ANDALUCIA MOTOR TALENT HONDA						
3	2:01.417	22.916	37.676	25.615	35.210	6:31.608	1	3:07.616	1:21.285	39.857	27.713	38.761	3:07.616
4	2:16.891B	22.975	36.767	25.194	51.955	8:48.499	2	1:55.422	21.539	35.501	24.192	34.190	5:03.038
5	2:24.329	44.131	38.296	25.260	36.642	11:12.828	3	1:54.566	21.380	35.162	24.101	33.923	6:57.604
6	2:00.624	23.168	36.632	25.611	35.213	13:13.452	4	1:54.420	21.373	35.023	24.096	33.928	8:52.024
7	2:22.528B	23.826	39.215	27.273	52.214	15:35.980	5	1:54.696	21.438	35.145	24.214	33.899	10:46.720
8	6:03.436	4:26.143	36.494	25.513	35.286	21:39.416	6	1:55.284	21.313	35.531	24.405	34.035	12:42.004
9	1:59.905	23.021	36.282	25.344	35.258	23:39.321	7	2:14.713B	23.121	37.716	24.489	49.387	14:56.717
10	1:59.999	23.052	36.231	25.213	35.503	25:39.320	8	8:34.836	6:48.653	43.999	25.118	37.066	23:31.553
11	2:00.005	23.119	36.376	25.308	35.202	27:39.325	9	1:55.838	21.862	35.430	24.256	34.290	25:27.391
12	1:58.449	22.601	36.166	25.063	34.619	29:37.774	10	1:55.537	21.732	35.240	24.191	34.374	27:22.928
13	1:58.134	22.849	35.668	24.964	34.653	31:35.908	11	1:54.849	21.421	35.233	24.192	34.003	29:17.777
14	2:08.338	22.862	36.351	27.382	41.743	33:44.246	12	1:59.959	22.416	38.879	24.317	34.347	31:17.736
15	2:00.371	23.263	36.476	25.299	35.333	35:44.617	13	1:57.266	22.094	35.691	24.337	35.144	33:15.002



8 -9 June

BARCELONA-CATALUÑA

FIM CEV REPSOL 2019

**ETC**

FIM CEV REPSOL CIRCUIT DE BARCELONA-CATALUNYA

Qualifying Practice 1 - GrB

Analysis

■ Personal Best
 ■ Session Best
 ■ B Crossing the finish line in pit lane

Lap	Time	Sector 1	Sector 2	Sector 3	Sector 4	Elapsed	Lap	Time	Sector 1	Sector 2	Sector 3	Sector 4	Elapsed
10	10:23.459	8:42.572	40.328	25.180	35.379	33:16.336	12	1:54.339	21.317	34.880	24.405	33.737	33:24.294
11	1:59.869	22.723	35.925	25.396	35.825	35:16.205	13	1:55.111	21.434	34.795	24.576	34.306	35:19.405
12	2:00.385	23.071	36.270	24.832	36.212	37:16.590	14	1:54.510	21.406	34.818	24.047	34.239	37:13.915
13	2:19.025 B	22.782	35.706	24.869	55.668	39:35.615	15	1:59.800	21.989	35.058	24.027	38.726	39:13.715
67 FILIPPO MARIA PALAZZI ITA							74 DAIJIRO SAKO JPN						
BESTER CAPITAL DUBAI JUNIOR TEAM HONDA							CUNA DE CAMPEONES HONDA						
1	2:30.624	53.811	36.912	24.920	34.981	2:30.624	1	2:59.761	1:16.680	40.284	27.379	35.418	2:59.761
2	1:56.349	21.776	36.025	24.594	33.954	4:26.973	2	1:54.059	21.382	35.139	24.007	33.531	4:53.820
3	1:55.620	21.627	35.392	24.369	34.232	6:22.593	3	1:53.664	21.344	34.741	23.916	33.663	6:47.484
4	1:55.197	21.708	35.358	24.306	33.825	8:17.790	4	1:53.602	21.477	34.827	23.824	33.474	8:41.086
5	2:20.851 B	25.824	39.953	25.218	49.856	10:38.641	5	1:53.162	21.343	34.724	23.759	33.336	10:34.248
6	6:02.541	4:27.199	35.621	25.064	34.657	16:41.182	6	1:53.195	21.402	34.602	23.710	33.481	12:27.443
7	1:55.498	21.961	35.006	24.469	34.062	18:36.680	7	2:12.007 B	21.686	35.010	24.583	50.728	14:39.450
8	1:55.854	22.011	35.402	24.540	33.901	20:32.534	8	7:23.420	5:50.475	35.211	24.027	33.707	22:02.870
9	2:17.789 B	22.412	38.866	24.757	51.754	22:50.323	9	1:53.507	21.617	34.647	23.703	33.540	23:56.377
10	4:40.875	3:02.265	38.358	25.931	34.321	27:31.198	10	1:53.408	21.505	34.622	23.792	33.489	25:49.785
11	1:55.563	21.748	35.440	24.399	33.976	29:26.761	11	1:54.781	21.546	35.014	24.243	33.978	27:44.566
12	2:04.382	21.892	35.130	24.312	43.048	31:31.143	12	2:07.307 B	21.358	34.969	23.845	47.135	29:51.873
13	1:55.047	21.754	35.079	24.391	33.823	33:26.190	13	6:02.681	4:29.897	35.073	23.916	33.795	35:54.554
14	1:55.251	21.837	35.037	24.317	34.060	35:21.441	14	1:52.992	21.437	34.513	23.714	33.328	37:47.546
15	1:55.629	21.999	35.301	24.340	33.989	37:17.070	15	1:55.588	21.613	34.548	24.688	33.188	39:11.188



8 -9 June

BARCELONA-CATALUÑA

FIM CEV REPSOL 2019

**ETC**

FIM CEV REPSOL CIRCUIT DE BARCELONA-CATALUNYA

Qualifying Practice 1 - GrB

Analysis

■ Personal Best ■ Session Best **B** Crossing the finish line in pit lane

Lap	Time	Sector 1	Sector 2	Sector 3	Sector 4	Elapsed	Lap	Time	Sector 1	Sector 2	Sector 3	Sector 4	Elapsed
9	6:28.245	4:49.648	37.352	25.554	35.691	25:39.221	6	2:09.402 B	21.331	35.842	25.042	47.187	12:51.718
10	1:59.311	24.890	35.759	24.286	34.376	27:38.532	7	10:57.981	9:22.848	36.688	24.141	34.304	23:49.699
11	1:55.088	21.672	35.220	24.361	33.835	29:33.620	8	1:53.349	21.544	34.618	23.651	33.536	25:43.048
12	1:54.599	21.512	34.917	24.159	34.011	31:28.219	9	1:56.532	21.235	34.700	24.027	36.570	27:39.580
13	2:13.527 B	24.326	37.426	24.552	47.223	33:41.746	10	1:53.597	21.185	34.726	24.148	33.538	29:33.177
14	3:32.101	1:54.346	38.397	24.812	34.546	37:13.847	11	1:55.934	22.490	35.362	23.813	34.269	31:29.111
15	1:56.086	22.252	35.433	24.268	34.133	39:09.933	12	2:00.735	21.737	36.933	26.483	35.582	33:29.846
16	1:56.623	21.880	36.258	24.335	34.150	41:06.556	13	1:54.362	21.503	34.838	23.812	34.209	35:24.208
80	DAVID ALONSO					SPA	14	1:54.192	21.643	34.930	23.846	33.773	37:18.400
	SAMA QATAR ÁNGEL NIETO TEAM					HONDA	15	1:53.512	21.432	34.766	23.846	33.468	39:11.912
1	3:03.745	1:18.107	42.122	26.652	36.864	3:03.745	16	1:54.084	21.591	34.861	23.973	33.659	41:05.996
2	1:55.643	21.888	35.454	24.236	34.065	4:59.388	93	MARCO GAGGI					ITA
3	1:54.450	21.524	34.869	23.965	34.092	6:53.838		SOKOL RACE TEAM FMT					HONDA
4	1:53.673	21.355	34.915	23.873	33.530	8:47.511	1	2:24.982	38.237	41.342	26.578	38.825	2:24.982
5	1:53.352	21.521	34.795	23.738	33.298	10:40.863	2	1:58.114	22.533	35.965	25.026	34.590	4:23.096
6	1:53.738	21.222	34.849	24.079	33.588	12:34.601	3	1:57.611	21.835	36.059	24.965	34.752	6:20.707
7	1:55.227	21.859	35.405	24.021	33.942	14:29.828	4	2:25.964 B	27.875	42.064	25.318	50.707	8:46.671
8	1:54.186	21.371	34.978	24.037	33.800	16:24.014	5	5:43.149	4:02.313	41.444	24.871	34.521	14:29.820
9	2:10.709 B	21.747	35.736	24.576	48.650	18:34.723	6	1:56.807	21.953	35.427	25.102	34.325	16:26.627
10	9:10.124	7:34.086	37.486	24.351	34.201	27:44.847	7	1:56.682	21.940	35.585	24.838	34.319	18:23.309
11	1:53.972	21.230	35.006	23.778	33.958	29:38.819	8	2:17.649 B	26.196	37.684	25.044	48.725	20:40.958
12	1:55.007	21.204	35.010	24.017	34.111	31:33.826	9	1:57.004	21.700	37.116	24.605	34.171	22:30.820



Moto3
WORLD CHAMPIONSHIP

Moto2
EUROPEAN CHAMPIONSHIP

Talent Cup

8 -9 June

BARCELONA-CATALUÑA

FIM CEV REPSOL 2019



ETC

FIM CEV REPSOL CIRCUIT DE BARCELONA-CATALUNYA
Qualifying Practice 1 - GrB

Analysis

■ Personal Best ■ Session Best **B** Crossing the finish line in pit lane

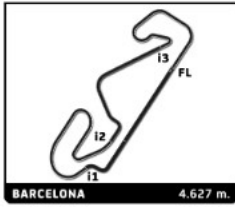
Lap	Time	Sector 1	Sector 2	Sector 3	Sector 4	Elapsed	Lap	Time	Sector 1	Sector 2	Sector 3	Sector 4	Elapsed
6	1:58.308	22.521	36.038	24.774	34.975	12:02.671							
7	1:58.803	22.198	36.458	24.894	35.253	14:01.474							
8	1:58.827	22.340	36.288	25.053	35.146	16:00.301							
9	2:00.282	23.063	36.635	25.190	35.394	18:00.583							
10	2:21.846 B	23.023	36.971	25.329	56.523	20:22.429							
11	11:20.141	9:43.375	37.115	24.876	34.775	31:42.570							
12	1:58.294	22.425	36.170	24.908	34.791	33:40.864							
13	1:57.944	22.261	35.908	24.802	34.973	35:38.808							
14	1:58.124	22.274	36.118	24.826	34.906	37:36.932							
15	1:57.847	22.420	35.925	24.746	34.756	39:34.779							
16	1:57.870	22.289	36.059	24.788	34.734	41:32.649							



8 -9 June

BARCELONA-CATALUÑA

FIM CEV REPSOL 2019

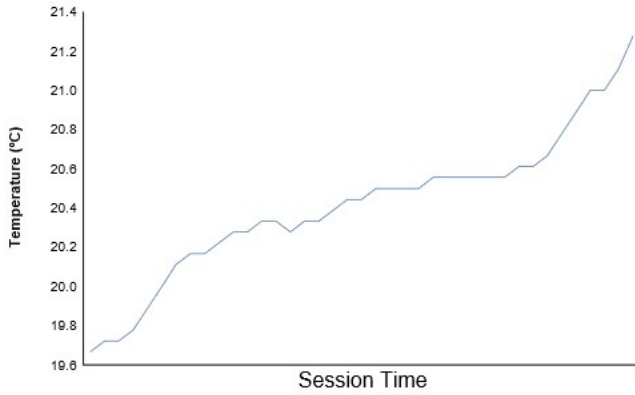


FIM CEV REPSOL CIRCUIT DE BARCELONA-CATALUNYA ETC

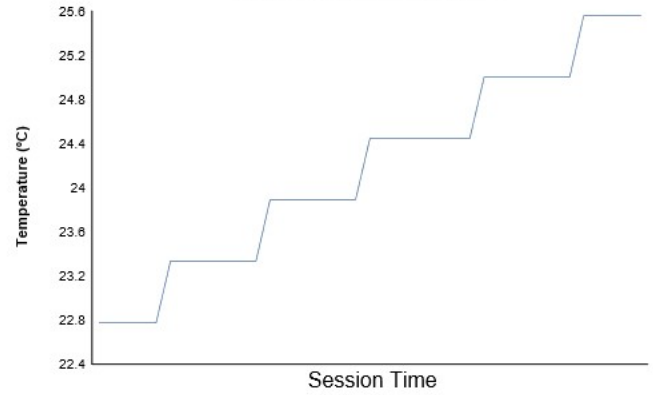
Qualifying Practice 1 - GrB

Weather Report

Air Temperature



Track Temperature



Humidity



Pressure

