




4542 m.

MOTUL TT ASSEN**Free Practice Nr. 1****Classification**

	<i>Rider</i>	<i>Nation</i>	<i>Team</i>	<i>Motorcycle</i>	<i>Time</i>	<i>Lap Total</i>	<i>Gap</i>	<i>Top Speed</i>
1	99 Carlos TATAY	SPA	Red Bull MotoGP Rookies Cup	KTM	1'46.455	17 17		205.9
2	7 Barry BALTUS	BEL	Red Bull MotoGP Rookies Cup	KTM	1'47.149	16 16	0.694 0.694	202.8
3	37 Pedro ACOSTA	SPA	Red Bull MotoGP Rookies Cup	KTM	1'47.550	12 16	1.095 0.401	208.0
4	38 David SALVADOR	SPA	Red Bull MotoGP Rookies Cup	KTM	1'47.645	6 16	1.190 0.095	206.7
5	56 Haruki NOGUCHI	JPN	Red Bull MotoGP Rookies Cup	KTM	1'47.818	11 17	1.363 0.173	209.0
6	11 Alex ESCRIG	SPA	Red Bull MotoGP Rookies Cup	KTM	1'48.222	15 15	1.767 0.404	206.8
7	88 Artem MARAEV	RUS	Red Bull MotoGP Rookies Cup	KTM	1'48.305	13 17	1.850 0.083	206.3
8	92 Yuki KUNII	JPN	Red Bull MotoGP Rookies Cup	KTM	1'48.337	11 17	1.882 0.032	206.1
9	89 Marcos URIARTE	SPA	Red Bull MotoGP Rookies Cup	KTM	1'48.426	6 16	1.971 0.089	206.0
10	30 Max COOK	GBR	Red Bull MotoGP Rookies Cup	KTM	1'48.663	16 16	2.208 0.237	204.1
11	29 Billy VAN EERDE	AUS	Red Bull MotoGP Rookies Cup	KTM	1'48.684	15 16	2.229 0.021	207.8
12	50 Jason DUPASQUIER	SWI	Red Bull MotoGP Rookies Cup	KTM	1'48.698	7 8	2.243 0.014	203.4
13	5 Lorenzo FELLON	FRA	Red Bull MotoGP Rookies Cup	KTM	1'48.923	8 16	2.468 0.225	208.5
14	44 Nicolas HERNANDEZ	COL	Red Bull MotoGP Rookies Cup	KTM	1'48.932	15 16	2.477 0.009	206.7
15	84 Zonta VAN DEN GOORBE	NED	Red Bull MotoGP Rookies Cup	KTM	1'48.972	16 16	2.517 0.040	208.9
16	28 Matteo BERTELLE	ITA	Red Bull MotoGP Rookies Cup	KTM	1'49.131	15 16	2.676 0.159	205.2
17	45 Clément ROUGÉ	FRA	Red Bull MotoGP Rookies Cup	KTM	1'50.814	15 15	4.359 1.683	203.0
18	74 Daijiro SAKO	JPN	Red Bull MotoGP Rookies Cup	KTM	1'51.194	16 16	4.739 0.380	204.4
19	48 Gabin PLANQUES	FRA	Red Bull MotoGP Rookies Cup	KTM	1'51.912	15 15	5.457 0.718	204.1
20	6 Phillip TONN	GER	Red Bull MotoGP Rookies Cup	KTM	1'52.351	11 14	5.896 0.439	203.2
21	55 Noah DETTWILER	SWI	Red Bull MotoGP Rookies Cup	KTM	1'53.491	16 16	7.036 1.140	204.0
Not qualified (Out 107%)								
	62 Aidan LIEBENBERG	RSA	Red Bull MotoGP Rookies Cup	KTM	1'53.960	14 16	7.505 0.469	200.0
	70 Tyler SCOTT	USA	Red Bull MotoGP Rookies Cup	KTM	1'54.140	15 15	7.685 0.180	204.1

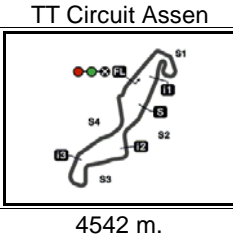
Practice condition: Dry**Air: 21°****Humidity: 54%****Ground: 26°**

<i>Fastest Lap:</i>	Lap: 17	Carlos TATAY	1'46.455	153.5 Km/h
<i>Best Race Lap:</i>	2015	Fabio DI GIANNANTONIO	1'45.094	155.5 Km/h
<i>All Time Lap Record:</i>	2015	Fabio DI GIANNANTONIO	1'45.094	155.5 Km/h

The results are provisional until the end of the limit for protest and appeals.

Time limit for protest expires 30' after publication of the results - Time:

DORNA DATA PROCESSING TIMING SERVICE DORNA DATA PROCESSING TIMING SERVICE DORNA DATA PROCESSING TIMING SERVICE DORNA DATA PROCESSING TIMING SERVICE DORNA DATA PROCESSING TIMING SERVICE DORNA DATA PROCESSING TIMING SERVICE DORNA DATA PROCESSING TIMING SERVICE DORNA DATA PROCESSING TIMING SERVICE DORNA DATA PROCESSING TIMING SERVICE DORNA DATA PROCCESSS



4542 m.

MOTUL TT ASSEN


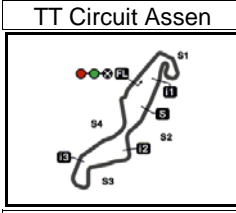
Free Practice Nr. 1

Top Speed & Average



Rider	Nation	Motorcycle	Top 5 speeds					Average	Top
56 Haruki NOGUCHI	JPN	KTM	209.0	207.4	206.7	206.5	206.5	207.2	209.0
84 Zonta VAN DEN GOORBERGH	NED	KTM	208.9	206.6	206.0	205.8	205.4	206.4	208.9
5 Lorenzo FELLON	FRA	KTM	208.5	206.8	206.3	206.0	205.8	206.7	208.5
37 Pedro ACOSTA	SPA	KTM	208.0	206.8	206.4	206.1	205.9	206.6	208.0
29 Billy VAN EERDE	AUS	KTM	207.8	206.9	206.7	205.8	205.7	206.3	207.8
11 Alex ESCRIG	SPA	KTM	206.8	206.3	206.0	205.3	205.0	205.9	206.8
38 David SALVADOR	SPA	KTM	206.7	206.5	204.9	204.2	203.5	205.2	206.7
44 Nicolas HERNANDEZ	COL	KTM	206.7	204.0	203.0	202.8	202.5	203.8	206.7
88 Artem MARAEV	RUS	KTM	206.3	205.2	204.8	204.6	204.5	205.1	206.3
92 Yuki KUNII	JPN	KTM	206.1	205.7	203.0	202.8	202.4	203.7	206.1
89 Marcos URIARTE	SPA	KTM	206.0	205.7	205.1	204.7	203.6	205.0	206.0
99 Carlos TATAY	SPA	KTM	205.9	205.4	204.9	204.8	204.7	205.1	205.9
28 Matteo BERTELLE	ITA	KTM	205.2	204.0	204.0	203.8	203.7	204.1	205.2
74 Daijiro SAKO	JPN	KTM	204.4	203.7	203.0	202.3	202.1	203.1	204.4
30 Max COOK	GBR	KTM	204.1	203.8	202.4	201.6	200.9	202.6	204.1
48 Gabin PLANQUES	FRA	KTM	204.1	203.8	203.8	202.3	201.9	203.2	204.1
70 Tyler SCOTT	USA	KTM	204.1	203.7	203.4	202.8	202.5	203.3	204.1
55 Noah DETTWILER	SWI	KTM	204.0	203.9	203.8	203.7	203.0	203.6	204.0
50 Jason DUPASQUIER	SWI	KTM	203.4	203.0	202.9	202.5	202.2	202.8	203.4
6 Phillip TONN	GER	KTM	203.2	200.7	200.6	200.1	200.1	200.8	203.2
45 Clément ROUGÉ	FRA	KTM	203.0	202.5	202.3	202.2	201.8	202.4	203.0
7 Barry BALTUS	BEL	KTM	202.8	201.1	201.0	200.5	200.1	201.1	202.8
62 Aidan LIEBENBERG	RSA	KTM	200.0	198.9	198.2	198.1	198.0	198.6	200.0

TT Circuit Assen


Results and timing service provided by  **TISSOT****RookiesCup**

4542 m.

MOTUL TT ASSEN

Free Practice Nr. 1

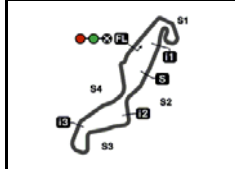
Fastest Laps Sequence

<i>Practice Time</i>	 <i>Rider</i>	<i>Nation</i>	<i>Motorcycle</i>	<i>Time</i>	<i>Km/h</i>	<i>Rider's Lap</i>
3'57.825	7 Barry BALTUS	BEL	KTM	1'49.990	148.6	2
5'46.646	7 Barry BALTUS	BEL	KTM	1'48.821	150.2	3
7'35.317	7 Barry BALTUS	BEL	KTM	1'48.671	150.4	4
7'52.869	99 Carlos TATAY	SPA	KTM	1'48.200	151.1	4
9'40.761	99 Carlos TATAY	SPA	KTM	1'47.892	151.5	5
11'53.351	38 David SALVADOR	SPA	KTM	1'47.645	151.8	6
16'55.090	99 Carlos TATAY	SPA	KTM	1'47.046	152.7	9
18'42.077	99 Carlos TATAY	SPA	KTM	1'46.987	152.8	10
24'04.975	99 Carlos TATAY	SPA	KTM	1'46.736	153.1	13
31'14.076	99 Carlos TATAY	SPA	KTM	1'46.455	153.5	17

DORNA DATA PROCESSING TIMING SERVICE DORNA DATA PROCESSING TIMING SERVICE DORNA DATA PROCESSING TIMING SERVICE DORNA DATA PROCESSING TIMING SERVICE DORNA DATA PROCESSING TIMING SERVICE DORNA DATA PROCESSING TIMING SERVICE DORNA DATA PROCCEESSS

Assen, Friday, June 28, 2019





4542 m.

MOTUL TT ASSEN**Free Practice Nr. 1****Chronological Analysis of Performances****Rookies Cup**

* Lap / Sector time cancelled

T1 Time from finish line to 1st intermedate**T3** Time from 2nd intermed. to 3rd intermed.**P** Crossing the finish line in pit lane**T2** Time from 1st intermed. to 2nd intermed.**T4** Time from 3rd intermediate to finish line

Lap	Lap Time	T1	T2	T3	T4	Speed	Lap	Lap Time	T1	T2	T3	T4	Speed	
1st	99	Carlos TATAY Red Bull MotoGP Roo SPA						6	1'48.234	35.092	17.281	30.628	25.233	206.4
							7	1'56.202 P	34.752	17.322	30.738	33.390	205.9	
1	2'24.651	35.898	18.953	32.060	26.421	201.9	8	3'05.850	34.084	17.206	30.493	25.525	208.0	
2	1'50.696	36.669	17.599	30.673	25.755	203.2	9	1'47.833	34.884	17.216	30.549	25.184	205.7	
3	1'49.322	35.646	17.400	30.665	25.611	203.3	10	1'48.559	34.917	17.401	31.004	25.237	206.8	
4	1'48.200	35.159	17.337	30.334	25.370	203.5	11	1'47.936	34.818	17.192	30.727	25.199	206.1	
5	1'47.892	35.087	17.257	30.138	25.410	204.8	12	1'47.550	34.757	17.278	30.274	25.241	203.6	
6	1'48.282	35.139	17.309	30.204	25.630	202.8	13	1'48.751 *	35.456	17.340	30.970*	24.985	204.1	
7	1'47.741	35.078	17.225	30.257	25.181	203.3	14	1'47.839 *	35.34*	17.169	30.245	25.081	205.2	
8	1'51.260	37.423	17.877	30.492	25.468	196.3	15	1'48.005	35.284	17.256	30.313	25.152	203.5	
9	1'47.046	34.987	17.003	30.000	25.056	204.9	16	1'49.638	34.879	17.376	31.896	25.487	202.8	
10	1'46.987	34.660	17.018	30.079	25.230	205.4	4th 38 David SALVADOR Red Bull MotoGP Roo SPA							
11	1'47.901	34.888	17.159	30.237	25.617	205.9	1	2'46.197	36.046	18.861	32.587	26.546	199.0	
12	1'48.261	35.222	17.073	30.492	25.474	204.5	2	1'51.267	36.195	17.867	30.951	26.254	200.8	
13	1'46.736	34.765	17.042	29.968	24.961	204.7	3	1'49.740	35.740	17.583	30.634	25.783	202.1	
14	1'47.042	34.656	17.307	30.022	25.057	203.0	4	1'50.209 *	36.226	17.524	30.890	25.569*	203.5	
15	1'48.614	35.687	17.494	30.258	25.175	199.0	5	1'48.293	35.233	17.272	30.530	25.258	206.7	
16	1'46.990	34.862	17.263	29.972	24.893	201.7	6	1'47.645	35.077	17.128	30.224	25.216	206.5	
17	1'46.455	34.658	17.166	29.822	24.809	202.3	7	1'48.374	35.257	17.335	30.516	25.266	203.4	
2nd 7 Barry BALTUS Red Bull MotoGP Roo BEL							8	1'48.130	35.074	17.166	30.601	25.289	204.9	
1	2'07.835	33.533	18.015	30.867	25.971	196.2	9	1'50.140	37.074	17.312	30.560	25.194	201.3	
2	1'49.990	36.339	17.628	30.459	25.564	197.4	10	1'47.844	34.937	17.301	30.434	25.172	204.2	
3	1'48.821	35.438	17.536	30.397	25.450	197.8	11	2'01.560 P	36.684	18.577	31.157	35.142	186.5	
4	1'48.671	35.288	17.487	30.487	25.409	198.0	12	2'58.648	32.475	17.335	30.287	25.481	201.9	
5	1'48.431	35.379	17.418	30.354	25.280	198.3	13	1'47.682	35.152	17.314	30.207	25.009	202.9	
6	1'48.137	35.168	17.363	30.373	25.233	199.6	14	1'48.064	35.085	17.388	30.347	25.244	201.0	
7	1'58.798 P	35.629	18.068	31.580	33.521	188.1	15	1'48.087	34.983	17.279	30.307	25.518	202.4	
8	2'42.236	31.816	17.357	30.333	25.091	201.0	16	1'47.749	34.867	17.320	30.268	25.294	201.4	
9	1'47.745	35.448	17.229	30.075	24.993	201.1	5th 56 Haruki NOGUCHI Red Bull MotoGP Roo JPN							
10	1'47.297 *	34.961	17.230	30.062	25.044*	200.5	1	2'17.629	36.795	19.488	33.695	27.294	202.0	
11	1'47.219	34.932	17.101	30.095	25.091	202.8	2	1'55.069	37.716	18.516	32.147	26.690	202.7	
12	1'47.573	35.011	17.331	30.095	25.136	200.1	3	1'52.657	36.572	18.080	31.708	26.297	203.0	
13	1'49.688	35.111	17.399	31.160	26.018	199.0	4	1'50.758	36.210	17.780	31.054	25.714	204.3	
14	1'48.627	35.428	17.548	30.313	25.338	198.1	5	1'50.704	36.025	17.753	31.170	25.756	204.1	
15	1'47.406	35.021	17.348	29.900	25.137	197.6	6	1'50.725	36.074	17.959	31.165	25.527	201.4	
16	1'47.149	34.971	17.305	29.908	24.965	198.0	7	1'49.464	35.671	17.508	30.812	25.473	206.5	
3rd 37 Pedro ACOSTA Red Bull MotoGP Roo SPA							8	1'52.246 *	38.28*	17.493	30.945	25.522	205.5	
1	2'12.647	35.516	18.042	32.064	26.324	203.9	9	1'49.632	35.750	17.493	30.972	25.417	206.1	
2	1'50.547	35.811	17.673	31.214	25.849	203.8	10	1'48.753	35.411	17.333	30.735	25.274	206.7	
3	1'49.974	35.723	17.539	31.247	25.465	204.0	11	1'47.818	35.282	17.119	30.308	25.109	209.0	
4	1'48.918	35.323	17.364	30.680	25.551	204.3	12	1'48.907	35.471	17.381	30.862	25.193	205.9	
5	1'48.386	35.131	17.341	30.634	25.280	205.1	13	1'48.283 *	35.353	17.233	30.454*	25.243*	206.5	

Fastest Lap: Carlos TATAY

Red Bull MotoGP Roo SPA

1'46.455

34.658

17.166

29.822

24.809

DORNA DATA PROCESSING TIMING SERVICE DORNA DATA PROCESSING TIMING SERVICE DORNA DATA PROCESSING TIMING SERVICE DORNA DATA PROCESSING TIMING SERVICE DORNA DATA PROCESSING TIMING SERVICE DORNA DATA PROCESSING TIMING SERVICE DORNA DATA PROCESSING TIMING SERVICE DORNA DATA PROCESSING TIMING SERVICE DORNA DATA PROCESSING TIMING SERVICE DORNA DATA PROCESSING TIMING SERVICE DORNA DATA PROCESSESS

Free Practice Nr. 1

RookiesCup

Lap	Lap Time	T1	T2	T3	T4	Speed	Lap	Lap Time	T1	T2	T3	T4	Speed
14	1'49.648 *	36.11*	17.418	30.938*	25.177	205.9	12	1'48.826	35.074	17.487	30.621	25.644	201.9
15	1'48.468	35.312	17.261	30.460	25.435	207.4	13	1'49.257 *	35.436	17.485	30.426	25.910*	200.7
16	1'49.126	35.483	17.456	30.952	25.235	203.5	14	1'49.380 *	35.44*	17.638	30.810	25.492	199.9
17	1'49.196 *	35.517	17.483	30.696*	25.500	203.5	15	1'49.401	35.239	17.439	31.114	25.609	199.6

6th 11 Alex ESCRIG Red Bull MotoGP Roo SPA

1	2'31.182	39.474	20.371	34.847	28.412	202.8
2	1'55.610	37.934	18.254	32.520	26.902	204.4
3	1'53.025 *	36.631	18.039	31.525	26.830*	204.8
4	1'52.670	37.002	18.083	31.373	26.212	206.8
5	1'50.690	36.041	17.639	31.186	25.824	206.3
6	1'50.045	35.720	17.462	30.815	26.048	206.0
7	1'51.051	36.042	17.853	31.488	25.668	205.0
8	1'49.571	35.475	17.525	30.795	25.776	204.8
9	1'49.115	35.664	17.401	30.563	25.487	204.1
10	1'48.761	35.343	17.413	30.570	25.435	204.6
11	1'58.185 P	35.223	17.375	30.679	34.908	205.3
12	4'23.412	38.024	18.324	31.531	26.922	198.7
13	1'51.768	36.560	17.726	31.479	26.003	201.8
14	1'49.796	35.673	17.509	30.865	25.749	201.3
15	1'48.222	35.192	17.422	30.361	25.247	201.8

7th 88 Artem MARAEV Red Bull MotoGP Roo RUS

1	2'19.181	36.827	18.683	32.539	27.619	198.7
2	1'54.810	37.940	17.954	32.376	26.540	202.2
3	1'51.925	36.960	17.686	31.161	26.118	199.4
4	1'50.904	36.452	17.552	30.945	25.955	201.2
5	1'50.899	36.295	17.531	30.932	26.141	201.6
6	1'50.293	35.842	17.389	31.295	25.767	203.6
7	1'50.184	36.224	17.432	30.748	25.780	202.9
8	1'49.821	35.818	17.479	30.735	25.789	201.3
9	1'49.623	35.898	17.399	30.749	25.577	202.9
10	1'49.143	35.658	17.319	30.681	25.485	202.7
11	1'49.066	35.639	17.134	30.609	25.684	204.6
12	1'48.879	35.337	17.275	30.863	25.404	205.2
13	1'48.305	35.186	17.150	30.533	25.436	206.3
14	1'49.554	35.980	17.285	30.926	25.363	204.5
15	1'48.869	35.292	17.182	30.641	25.754	204.8
16	1'48.812	35.390	17.291	30.798	25.333	203.8
17	1'49.037	35.597	17.218	30.632	25.590	202.4

8th 92 Yuki KUNII Red Bull MotoGP Roo JPN

1	2'25.332	37.432	19.343	32.800	26.787	199.0
2	1'52.029	37.177	17.886	31.175	25.791	201.9
3	1'50.580	36.060	17.685	30.930	25.905	202.8
4	1'49.865	35.680	17.579	31.065	25.541	201.9
5	1'49.394	35.848	17.427	30.789	25.330	206.1
6	1'50.052	35.853	17.535	31.110	25.554	205.7
7	1'50.087	35.511	17.645	30.899	26.032	199.5
8	1'49.891	35.462	17.728	30.749	25.952	199.9
9	1'49.513	35.619	17.467	30.743	25.684	201.5
10	1'48.996	35.407	17.503	30.586	25.500	202.4
11	1'48.337	35.366	17.384	30.327	25.260	203.0

9th 89 Marcos URIARTE Red Bull MotoGP Roo SPA

1	2'16.167	36.096	19.178	32.775	26.892	202.4
2	1'52.675	36.891	18.036	31.440	26.308	200.2
3	1'51.313	36.352	17.791	31.210	25.960	201.4
4	1'50.219 *	35.901	17.655	30.817	25.846*	202.3
5	1'50.942	35.926	17.709	31.797	25.510	200.8
6	1'48.426	35.380	17.227	30.316	25.503	203.6
7	1'47.700 *	35.164	17.151	30.219	25.166*	204.7
8	1'49.187	36.129	17.243	30.360	25.455	203.2
9	1'48.845	35.460	17.218	30.837	25.330	202.9
10	1'55.530 P	35.104	17.074	30.677	32.675	206.0
11	3'01.436	35.155	17.266	30.954	25.568	205.7
12	1'48.920	35.582	17.268	30.523	25.547	202.3
13	1'48.634	35.359	17.235	30.478	25.562	203.2
14	1'48.944	35.371	17.432	30.552	25.589	201.0
15	1'53.348	39.369	17.580	30.838	25.561	202.3
16	1'48.821	35.197	17.649	30.484	25.491	205.1

10th 30 Max COOK Red Bull MotoGP Roo GBR

1	2'13.084	34.278	18.129	31.683	26.281	199.1
2	1'50.618 *	36.371	17.739	30.734	25.774*	199.1
3	1'49.855	35.917	17.538	30.671	25.729	204.1
4	1'49.399	35.635	17.700	30.489	25.575	200.2
5	1'48.964	35.549	17.481	30.464	25.470	202.4
6	1'48.937	35.545	17.467	30.449	25.476	203.8
7	1'50.900	37.113	17.447	30.634	25.706	200.9
8	1'49.478	35.770	17.430	30.557	25.721	200.6
9	1'48.982	35.416	17.440	30.458	25.668	200.2
10	1'57.705 P	36.609	17.814	31.236	32.046	198.0
11	2'51.626	37.501	17.881	31.104	25.615	199.1
12	1'49.707	35.502	17.538	31.113	25.554	199.6
13	1'50.636 *	35.486	17.662	31.785*	25.703	197.2
14	1'48.664	35.260	17.501	30.447	25.456	199.9
15	1'49.372	36.129	17.557	30.404	25.282	201.6
16	1'48.663	35.345	17.453	30.432	25.433	199.0

11th 29 Billy VAN EERDE Red Bull MotoGP Roo AUS

1	2'26.307	38.252	19.254	33.621	26.479	203.4
2	1'52.565	36.991	17.892	31.637	26.045	207.8
3	1'51.323	36.453	17.847	31.505	25.518	204.0
4	1'50.819	36.364	17.475	31.347	25.633	205.7
5	1'50.594	36.201	17.503	31.314	25.576	204.8
6	1'49.540	35.709	17.355	31.042	25.434	205.8
7	1'59.547 P	35.781	17.406	31.114	35.246	205.2
8	3'20.655 *	33.828	17.438	31.889*	25.620	205.7
9	1'49.208	35.625	17.264	30.941	25.378	205.4

Fastest Lap: Carlos TATAY Red Bull MotoGP Roo SPA 1'46.455 34.658 17.166 29.822 24.809

DORNA DATA PROCESSING TIMING SERVICE DORNA DATA PROCESSING TIMING SERVICE DORNA DATA PROCESSING TIMING SERVICE DORNA DATA PROCESSING TIMING SERVICE DORNA DATA PROCESSING TIMING SERVICE DORNA DATA PROCESSING TIMING SERVICE DORNA DATA PROCESSING TIMING SERVICE DORNA DATA PROCESSESS

Free Practice Nr. 1

RookiesCup

Lap	Lap Time	T1	T2	T3	T4	Speed	Lap	Lap Time	T1	T2	T3	T4	Speed
15th 84 Zonta VAN DEN GO Red Bull MotoGP Roo NED							1	2'17.894	35.893	18.983	33.208	27.451	206.6
10	1'50.675	35.781	17.337	31.074	26.483	205.7	2	1'55.108	37.860	18.212	32.236	26.800	204.3
11	1'52.020	37.025	18.090	31.175	25.730	196.7	3	2'00.213	P 37.064	17.872	31.269	34.008	202.5
12	1'48.965	35.386	17.380	30.470	25.729	206.7	4	2'41.985	33.584	17.911	31.568	26.510	202.9
13	1'49.699	35.754	17.390	30.884	25.671	204.9	5	1'51.748	36.623	17.676	31.235	26.214	203.8
14	1'49.223	35.408	17.169	30.998	25.648	204.0	6	1'51.315	36.216	17.993	31.145	25.961	203.5
15	1'48.684	35.392	17.223	30.804	25.265	206.9	7	1'51.923	36.374	18.263	31.487	25.799	205.4
16	1'49.205	35.676	17.542	30.815	25.172	203.8	8	1'50.528	* 36.40*	17.438	30.902	25.783	205.4
12th 50 Jason DUPASQUIE Red Bull MotoGP Roo SWI							9	1'50.143	36.329	17.687	30.789	25.338	208.9
1	2'11.585	34.153	18.161	31.976	26.354	200.5	10	1'49.378	35.750	17.365	30.588	25.675	206.0
2	1'51.999	36.706	18.091	31.376	25.826	200.2	11	1'49.246	35.606	17.323	30.781	25.536	205.8
3	1'50.121	35.911	17.664	30.932	25.614	202.9	12	1'49.352	35.627	17.517	30.706	25.502	204.2
4	1'49.100	35.612	17.482	30.487	25.519	203.4	13	1'49.198	35.372	17.604	30.622	25.600	204.7
5	1'49.051	35.501	17.442	30.633	25.475	202.5	14	1'54.140	39.823	17.476	31.098	25.743	205.3
6	1'48.822	35.492	17.513	30.457	25.360	202.2	15	1'49.764	35.749	17.620	30.741	25.654	203.1
7	1'48.698	35.418	17.378	30.447	25.455	203.0	16	1'48.972	35.392	17.522	30.666	25.392	202.4
8	1'59.295	37.555	18.660	34.678	28.402	175.6							
13th 5 Lorenzo FELLON Red Bull MotoGP Roo FRA							16th 28 Matteo BERTELLE Red Bull MotoGP Roo ITA						
1	2'25.119	37.296	18.566	33.318	26.466	204.9	1	2'29.649	39.285	20.073	34.519	27.887	204.0
2	1'52.125	36.905	17.778	31.434	26.008	202.3	2	1'55.030	38.108	18.211	32.306	26.405	199.9
3	1'50.898	36.147	17.662	31.083	26.006	203.7	3	1'53.426	37.250	17.819	32.099	26.258	203.7
4	1'49.601	35.781	17.498	30.704	25.618	206.8	4	1'52.586	37.090	17.919	31.692	25.885	201.6
5	1'49.356	35.709	17.400	30.618	25.629	206.3	5	1'51.393	36.433	17.789	31.323	25.848	202.4
6	1'56.912	P 35.858	17.479	30.823	32.752	203.4	6	1'50.821	36.319	17.653	31.020	25.829	202.2
7	2'48.142	* 31.888	17.426	31.041	25.967	205.5	7	1'51.604	36.461	17.874	31.697	25.572	205.2
8	1'48.923	35.695	17.178	30.477	25.573	208.5	8	1'50.134	36.013	17.408	31.006	25.707	204.0
9	1'49.077	* 35.631	17.249	30.565	25.632	206.0	9	1'50.181	* 36.168	17.347	30.957	25.709	203.8
10	1'48.532	* 35.239	17.237	30.697	25.359	205.5	10	1'58.028	P 35.914	17.516	31.076	33.522	203.0
11	1'58.283	P 35.49*	17.354	32.588	32.848	204.8	11	3'01.404	39.177	17.816	31.880	26.012	202.7
12	2'11.873	35.872	17.542	30.691	25.552	201.3	12	1'50.425	36.060	17.689	30.895	25.781	202.3
13	1'48.626	* 35.143	17.312	30.646	25.525	205.8	13	1'50.208	35.959	17.660	30.881	25.708	201.8
14	1'49.054	* 35.453	17.428	30.601	25.572	202.2	14	1'56.862	38.346	18.305	34.498	25.713	192.1
15	1'50.227	35.466	17.736	31.422	25.603	203.5	15	1'49.131	35.710	17.344	30.743	25.334	203.4
16	1'48.618	* 35.203	17.273	30.613	25.529	203.8	16	1'49.271	35.769	17.456	30.707	25.339	202.2
14th 44 Nicolas HERNANDE Red Bull MotoGP Roo COL							17th 45 Clément ROUGÉ Red Bull MotoGP Roo FRA						
1	2'28.100	36.534	19.426	33.497	27.108	204.0	1	2'28.514	44.148	20.028	33.620	27.868	200.6
2	1'52.294	* 36.753	17.937	31.871	25.733	202.8	2	1'55.670	37.935	18.192	32.378	27.165	199.2
3	1'52.681	* 36.25*	18.098	31.950	26.380	201.8	3	1'54.394	37.182	18.127	32.075	27.010	203.0
4	1'52.921	36.486	18.000	31.907	26.528	202.0	4	1'53.030	36.959	18.060	31.842	26.169	201.8
5	1'52.338	36.428	17.875	31.622	26.413	201.9	5	1'52.254	36.530	17.963	31.791	25.970	201.6
6	1'51.473	36.352	17.729	31.314	26.078	202.0	6	1'51.423	36.295	17.860	30.996	26.272	202.2
7	1'50.655	35.814	17.634	31.042	26.165	201.7	7	1'52.001	36.573	17.764	31.225	26.439	201.7
8	1'50.178	35.781	17.635	31.059	25.703	201.7	8	1'51.981	36.644	17.641	31.341	26.355	202.5
9	1'50.119	35.906	17.684	30.969	25.560	197.8	9	1'54.753	36.500	17.801	32.191	28.261	202.3
10	1'50.409	35.713	17.746	31.018	25.932	202.5	10	1'52.035	36.477	17.770	31.442	26.346	201.0
11	1'58.115	P 36.052	17.371	30.689	34.003	206.7	11	2'04.635	P 36.755	17.905	34.808	35.167	196.7
12	2'56.449	34.709	17.560	30.986	25.480	202.3	12	3'35.499	35.429	18.109	31.991	26.616	199.4
13	1'49.625	35.646	17.631	30.788	25.560	202.1	13	1'52.140	* 36.707	17.893	31.315	26.225	198.4
14	1'49.096	35.801	17.374	30.288	25.633	203.0	14	2'00.334	* 36.621	18.279	36.187	29.247	194.6
15	1'48.932	35.431	17.348	30.496	25.657	201.6	15	1'50.814	36.036	17.703	31.073	26.002	200.0
16	1'49.814	35.941	17.511	30.638	25.724	199.8							

Fastest Lap: Carlos TATAY

Red Bull MotoGP Roo SPA

1'46.455

34.658

17.166

29.822

24.809

DORNA DATA PROCESSING TIMING SERVICE DORNA DATA PROCESSING TIMING SERVICE DORNA DATA PROCESSING TIMING SERVICE DORNA DATA PROCESSING TIMING SERVICE DORNA DATA PROCESSING TIMING SERVICE DORNA DATA PROCESSING TIMING SERVICE DORNA DATA PROCESSING TIMING SERVICE DORNA DATA PROCESSESS

Assen, Friday, June 28, 2019



