TT Circuit Assen

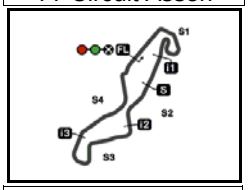

4542 m.

Results and timing service provided by TISSOT

RookiesCup

MOTUL TT ASSEN
Free Practice Nr. 2
Classification

		Rider	Nation	Team	Motorcycle	Time	Lap	Total	Gap		Top Speed
1	99	Carlos TATAY	SPA	Red Bull MotoGP Rookies Cup	KTM	1'45.986	7	17			207.5
2	7	Barry BALTUS	BEL	Red Bull MotoGP Rookies Cup	KTM	1'46.368	15	17	0.382	0.382	204.7
3	37	Pedro ACOSTA	SPA	Red Bull MotoGP Rookies Cup	KTM	1'46.769	13	15	0.783	0.401	209.9
4	38	David SALVADOR	SPA	Red Bull MotoGP Rookies Cup	KTM	1'46.884	7	16	0.898	0.115	208.5
5	89	Marcos URIARTE	SPA	Red Bull MotoGP Rookies Cup	KTM	1'46.890	4	15	0.904	0.006	208.7
6	92	Yuki KUNII	JPN	Red Bull MotoGP Rookies Cup	KTM	1'46.991	8	15	1.005	0.101	204.4
7	56	Haruki NOGUCHI	JPN	Red Bull MotoGP Rookies Cup	KTM	1'46.993	6	15	1.007	0.002	207.7
8	50	Jason DUPASQUIER	SWI	Red Bull MotoGP Rookies Cup	KTM	1'47.123	14	15	1.137	0.130	208.6
9	5	Lorenzo FELLON	FRA	Red Bull MotoGP Rookies Cup	KTM	1'47.176	13	15	1.190	0.053	208.4
10	11	Alex ESCRIG	SPA	Red Bull MotoGP Rookies Cup	KTM	1'47.336	14	14	1.350	0.160	208.4
11	29	Billy VAN EERDE	AUS	Red Bull MotoGP Rookies Cup	KTM	1'47.512	8	14	1.526	0.176	211.9
12	30	Max COOK	GBR	Red Bull MotoGP Rookies Cup	KTM	1'47.539	14	15	1.553	0.027	206.6
13	28	Matteo BERTELLE	ITA	Red Bull MotoGP Rookies Cup	KTM	1'47.727	14	16	1.741	0.188	207.3
14	88	Artem MARAEV	RUS	Red Bull MotoGP Rookies Cup	KTM	1'47.757	15	16	1.771	0.030	204.8
15	44	Nicolas HERNANDEZ	COL	Red Bull MotoGP Rookies Cup	KTM	1'47.916	5	16	1.930	0.159	209.1
16	84	Zonta VAN DEN GOORBE	NED	Red Bull MotoGP Rookies Cup	KTM	1'48.237	10	10	2.251	0.321	206.4
17	45	Clément ROUGÉ	FRA	Red Bull MotoGP Rookies Cup	KTM	1'49.541	13	16	3.555	1.304	205.5
18	74	Daijiro SAKO	JPN	Red Bull MotoGP Rookies Cup	KTM	1'49.887	15	17	3.901	0.346	205.5
19	48	Gabin PLANQUES	FRA	Red Bull MotoGP Rookies Cup	KTM	1'50.026	11	16	4.040	0.139	205.9
20	6	Phillip TONN	GER	Red Bull MotoGP Rookies Cup	KTM	1'50.803	13	15	4.817	0.777	203.8
21	55	Noah DETTWILER	SWI	Red Bull MotoGP Rookies Cup	KTM	1'52.308	13	16	6.322	1.505	206.7
22	62	Aidan LIEBENBERG	RSA	Red Bull MotoGP Rookies Cup	KTM	1'52.549	15	16	6.563	0.241	199.8
23	70	Tyler SCOTT	USA	Red Bull MotoGP Rookies Cup	KTM	1'53.136	13	15	7.150	0.587	208.3

Practice condition: **Dry**
Air: 23°
Humidity: 50%
Ground: 44°

Fastest Lap:	Lap: 7	**Carlos TATAY**	**1'45.986**	154.2 Km/h
Best Race Lap:	2015	**Fabio DI GIANNANTONIO**	**1'45.094**	155.5 Km/h
All Time Lap Record:	2015	**Fabio DI GIANNANTONIO**	**1'45.094**	155.5 Km/h

The results are provisional until the end of the limit for protest and appeals.

Time limit for protest expires 30' after publication of the results - ..... Time: .....

DORNA DATA PROCESSING .TIMING SERVICE DORNA DATA PROCESSING TIMING SERVICE DORNA DATA PROCESSING TIMING SERVICE DORNA DATA PROCESSING TIMING SERVICE DORNA DATA PROCESSING TIMING SERVICE DORNA DATA PROCESSING TIMING SERVICE DORNA DATA PROCESSING TIMING SERVICE DORNA DATA PROCCEESSS

Assen, Friday, June 28, 2019

TT Circuit Assen

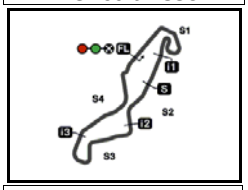

4542 m.

Results and timing service provided by TISSOT

RookiesCup

MOTUL TT ASSEN

Free Practice Nr. 2

Top Speed & Average

	Rider	Nation	Motorcycle	Top 5 speeds					Average	Top
29	**Billy VAN EERDE**	**AUS**	KTM	211.9	208.6	207.7	207.6	207.4	208.6	**211.9**
37	**Pedro ACOSTA**	**SPA**	KTM	209.9	207.3	206.8	206.4	206.3	207.3	**209.9**
44	**Nicolas HERNANDEZ**	**COL**	KTM	209.1	206.1	204.7	204.5	204.3	205.3	**209.1**
89	**Marcos URIARTE**	**SPA**	KTM	208.7	205.9	205.7	204.9	204.9	206.0	**208.7**
50	**Jason DUPASQUIER**	**SWI**	KTM	208.6	208.1	207.2	206.5	205.9	207.3	**208.6**
38	**David SALVADOR**	**SPA**	KTM	208.5	206.6	206.5	206.0	205.2	206.6	**208.5**
11	**Alex ESCRIG**	**SPA**	KTM	208.4	206.8	205.7	205.5	205.3	206.3	**208.4**
5	**Lorenzo FELLON**	**FRA**	KTM	208.4	207.5	207.4	206.8	206.7	207.4	**208.4**
70	**Tyler SCOTT**	**USA**	KTM	208.3	205.4	204.7	204.1	204.1	205.3	**208.3**
56	**Haruki NOGUCHI**	**JPN**	KTM	207.7	207.4	207.2	206.7	206.5	207.1	**207.7**
99	**Carlos TATAY**	**SPA**	KTM	207.5	207.1	206.6	206.5	206.2	206.7	**207.5**
28	**Matteo BERTELLE**	**ITA**	KTM	207.3	205.9	205.4	204.8	204.5	205.6	**207.3**
55	**Noah DETTWILER**	**SWI**	KTM	206.7	204.3	203.4	203.4	203.3	204.2	**206.7**
30	**Max COOK**	**GBR**	KTM	206.6	205.2	205.2	203.2	202.9	204.6	**206.6**
84	**Zonta VAN DEN GOORBERGH**	**NED**	KTM	206.4	206.4	206.1	205.9	205.4	206.0	**206.4**
48	**Gabin PLANQUES**	**FRA**	KTM	205.9	205.3	205.0	205.0	204.8	205.2	**205.9**
45	**Clément ROUGÉ**	**FRA**	KTM	205.5	204.3	204.3	204.1	203.9	204.4	**205.5**
74	**Daijiro SAKO**	**JPN**	KTM	205.5	205.2	204.5	203.7	203.0	204.4	**205.5**
88	**Artem MARAEV**	**RUS**	KTM	204.8	204.8	204.7	204.4	204.4	204.6	**204.8**
7	**Barry BALTUS**	**BEL**	KTM	204.7	203.6	202.3	200.5	200.5	202.3	**204.7**
92	**Yuki KUNII**	**JPN**	KTM	204.4	203.5	203.3	203.0	202.5	203.3	**204.4**
6	**Phillip TONN**	**GER**	KTM	203.8	203.8	203.4	203.1	201.6	203.1	**203.8**
62	**Aidan LIEBENBERG**	**RSA**	KTM	199.8	199.0	198.9	198.5	197.8	198.8	**199.8**

DORNA DATA PROCESSING ,TIMING SERVICE DORNA DATA PROCESSING TIMING SERVICE DORNA DATA PROCESSING TIMING SERVICE DORNA DATA PROCESSING TIMING SERVICE DORNA DATA PROCESSING TIMING SERVICE DORNA DATA PROCESSING TIMING SERVICE DORNA DATA PROCESSING TIMING SERVICE DORNA DATA PROCCEESSS

Assen, Friday, June 28, 2019

TT Circuit Assen

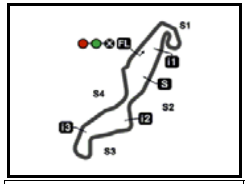

4542 m.

Results and timing service provided by TISSOT

RookiesCup

MOTUL TT ASSEN
Free Practice Nr. 2
Best Partial Times

IT *Ideal Lap Time, sum of the best partial times* ***BT*** *Best Lap Time*

T1			T2		T3		T4	
Pos	Rider	Time	Rider	Time	Rider	Time	Rider	Time
1	C.TATAY	34.437	B.BALTUS	16.898	B.BALTUS	29.638	C.TATAY	24.724
2	**B.BALTUS**	**34.525**	**C.TATAY**	**16.903**	**C.TATAY**	**29.638**	**B.BALTUS**	**24.837**
3	M.URIARTE	34.596	J.DUPASQUIER	16.928	M.COOK	29.738	P.ACOSTA	24.878
4	**D.SALVADOR**	**34.629**	**B.VAN EERDE**	**16.934**	**M.URIARTE**	**29.757**	**D.SALVADOR**	**24.901**
5	A.ESCRIG	34.633	L.FELLON	16.939	J.DUPASQUIER	29.794	Y.KUNII	24.909
6	**P.ACOSTA**	**34.635**	**D.SALVADOR**	**16.997**	**L.FELLON**	**29.808**	**J.DUPASQUIER**	**24.910**
7	Y.KUNII	34.662	P.ACOSTA	17.005	D.SALVADOR	29.917	H.NOGUCHI	24.966
8	**Z.VAN DEN GOO**	**34.911**	**M.BERTELLE**	**17.041**	**H.NOGUCHI**	**29.922**	**B.VAN EERDE**	**24.989**
9	B.VAN EERDE	34.933	Y.KUNII	17.045	M.BERTELLE	29.961	A.MARAEV	25.036
10	**M.COOK**	**34.939**	**M.COOK**	**17.046**	**P.ACOSTA**	**29.963**	**M.URIARTE**	**25.049**
11	H.NOGUCHI	34.975	M.URIARTE	17.073	Y.KUNII	29.983	N.HERNANDEZ	25.077
12	**L.FELLON**	**34.991**	**N.HERNANDEZ**	**17.090**	**A.MARAEV**	**30.134**	**M.BERTELLE**	**25.122**
13	J.DUPASQUIER	35.143	H.NOGUCHI	17.102	N.HERNANDEZ	30.158	M.COOK	25.146
14	**M.BERTELLE**	**35.147**	**A.ESCRIG**	**17.138**	**A.ESCRIG**	**30.187**	**L.FELLON**	**25.188**
15	A.MARAEV	35.149	A.MARAEV	17.153	B.VAN EERDE	30.214	A.ESCRIG	25.212
16	**N.HERNANDEZ**	**35.157**	**C.ROUGÉ**	**17.373**	**Z.VAN DEN GOO**	**30.287**	**Z.VAN DEN GOO**	**25.564**
17	C.ROUGÉ	35.614	Z.VAN DEN GOO	17.387	D.SAKO	30.606	D.SAKO	25.586
18	**D.SAKO**	**35.652**	**P.TONN**	**17.499**	**G.PLANQUES**	**30.643**	**G.PLANQUES**	**25.603**
19	G.PLANQUES	35.827	G.PLANQUES	17.643	C.ROUGÉ	30.737	C.ROUGÉ	25.606
20	**P.TONN**	**35.935**	**D.SAKO**	**17.682**	**P.TONN**	**30.849**	**P.TONN**	**26.028**
21	N.DETTWILER	36.486	N.DETTWILER	17.711	N.DETTWILER	31.149	T.SCOTT	26.251
22	**A.LIEBENBERG**	**36.565**	**T.SCOTT**	**17.768**	**A.LIEBENBERG**	**31.328**	**A.LIEBENBERG**	**26.328**
23	T.SCOTT	36.887	A.LIEBENBERG	17.955	T.SCOTT	31.631	N.DETTWILER	26.418

Pos	Rider	IT	BT	
1	**C.TATAY**	1'45.702	1'45.986	(1)
2	**B.BALTUS**	1'45.898	1'46.368	(2)
3	**D.SALVADOR**	1'46.444	1'46.884	(4)
4	**M.URIARTE**	1'46.475	1'46.890	(5)
5	**P.ACOSTA**	1'46.481	1'46.769	(3)
6	**Y.KUNII**	1'46.599	1'46.991	(6)
7	**J.DUPASQUIE**	1'46.775	1'47.123	(8)
8	**M.COOK**	1'46.869	1'47.539	(12)
9	**L.FELLON**	1'46.926	1'47.176	(9)
10	**H.NOGUCHI**	1'46.965	1'46.993	(7)
11	**B.VAN EERDE**	1'47.070	1'47.512	(11)
12	**A.ESCRIG**	1'47.170	1'47.336	(10)
13	**M.BERTELLE**	1'47.271	1'47.727	(13)
14	**A.MARAEV**	1'47.472	1'47.757	(14)
15	**N.HERNANDE**	1'47.482	1'47.916	(15)
16	**Z.VAN DEN G**	1'48.149	1'48.237	(16)
17	**C.ROUGÉ**	1'49.330	1'49.541	(17)
18	**D.SAKO**	1'49.526	1'49.887	(18)
19	**G.PLANQUES**	1'49.716	1'50.026	(19)
20	**P.TONN**	1'50.311	1'50.803	(20)
21	**N.DETTWILER**	1'51.764	1'52.308	(21)
22	**A.LIEBENBER**	1'52.176	1'52.549	(22)
23	**T.SCOTT**	1'52.537	1'53.136	(23)

DORNA DATA PROCESSING .TIMING SERVICE DORNA DATA PROCESSING TIMING SERVICE DORNA DATA PROCESSING TIMING SERVICE DORNA DATA PROCESSING TIMING SERVICE DORNA DATA PROCESSING TIMING SERVICE DORNA DATA PROCESSING TIMING SERVICE DORNA DATA PROCESSING TIMING SERVICE DORNA DATA PROCCESSS

TT Circuit Assen

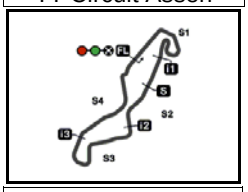

4542 m.

Results and timing service provided by TISSOT

RookiesCup

MOTUL TT ASSEN

Free Practice Nr. 2

Fastest Laps Sequence

Practice Time		Rider	Nation	Motorcycle	Time	Km/h	Rider's Lap
3'48.445	7	**Barry BALTUS**	BEL	KTM	**1'47.655**	151.8	2
3'48.724	38	**David SALVADOR**	SPA	KTM	**1'46.975**	152.8	2
5'53.840	99	**Carlos TATAY**	SPA	KTM	**1'46.530**	153.4	3
9'26.882	99	**Carlos TATAY**	SPA	KTM	**1'46.216**	153.9	5
13'03.427	99	**Carlos TATAY**	SPA	KTM	**1'45.986**	154.2	7

DORNA DATA PROCESSING ,TIMING SERVICE DORNA DATA PROCESSING TIMING SERVICE DORNA DATA PROCESSING TIMING SERVICE DORNA DATA PROCESSING TIMING SERVICE DORNA DATA PROCESSING TIMING SERVICE DORNA DATA PROCESSING TIMING SERVICE DORNA DATA PROCESSING TIMING SERVICE DORNA DATA PROCCEESSS

Assen, Friday, June 28, 2019

TT Circuit Assen

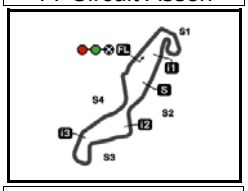

4542 m.

Results and timing service provided by TISSOT

RookiesCup

MOTUL TT ASSEN

Free Practice Nr. 2

Chronological Analysis of Performances

** Lap / Sector time cancelled* — ***T1*** *Time from finish line to 1st intermediate* — ***T3*** *Time from 2nd intermed. to 3rd intermed.*

P *Crossing the finish line in pit lane* — ***T2*** *Time from 1st intermed. to 2nd intermed.* — ***T4*** *Time from 3rd intermediate to finish line*

1st 99 Carlos TATAY — Red Bull MotoGP Roo SPA

Runs=2 Total laps=17 Full laps=12

Lap	Lap Time		T1	T2	T3	T4	Speed
1	2'20.072		37.839	17.862	30.927	25.269	200.6
2	**1'47.238**		35.025	17.069	30.420	24.724	207.1
3	**1'46.530**		35.066	16.929	29.711	24.824	206.6
4	**1'46.826**		34.913	17.084	30.009	24.820	207.5
5	**1'46.216**		34.454	16.959	29.835	24.968	206.0
6	**1'50.559**		35.688	17.797	31.342	25.732	196.8
7	**1'45.986**		34.687	16.903	29.638	24.758	206.5
8	**1'46.087**		34.437	16.987	29.768	24.895	204.7
9	2'02.966	P	34.929	20.027	31.679	36.331	159.4
10	2'02.438		30.527	17.148	29.894	24.856	202.3
11	**1'46.260**		34.582	16.941	29.665	25.072	204.9
12	1'47.484	*	34.72*	17.410	30.311	25.039	203.7
13	**1'46.088**		34.515	16.967	29.807	24.799	204.4
14	**1'46.020**		34.598	16.944	29.700	24.778	206.2
15	**1'46.343**		34.559	16.933	29.819	25.032	205.7
16	**1'48.506**		35.371	17.827	29.947	25.361	194.5
17	1'45.987	*	34.506	16.986	29.748*	24.747	206.2

2nd 7 Barry BALTUS — Red Bull MotoGP Roo BEL

Runs=2 Total laps=17 Full laps=12

Lap	Lap Time		T1	T2	T3	T4	Speed
1	2'00.790		33.587	17.751	30.445	25.409	196.6
2	**1'47.655**		35.160	17.266	29.999	25.230	198.9
3	**1'47.906**		34.968	17.318	30.435	25.185	199.1
4	**1'46.807**		34.774	17.248	29.859	24.926	199.9
5	**1'48.781**		35.345	18.108	29.982	25.346	183.4
6	**1'46.581**		34.865	17.175	29.638	24.903	199.0
7	**1'49.160**		34.667	17.364	31.453	25.676	199.7
8	1'46.313	*	34.525	16.898	30.036	24.854*	204.7
9	1'58.704	P	38.212	17.920	30.885	31.687	190.3
10	2'39.464		31.630	17.132	29.842	25.230	200.5
11	**1'46.416**		34.636	17.019	29.905	24.856	200.5
12	**1'46.473**		34.787	17.033	29.816	24.837	200.0
13	1'46.607	*	34.730	17.195	29.843	24.839*	200.4
14	**1'53.329**		36.687	18.272	31.785	26.585	189.3
15	**1'46.368**		34.776	16.971	29.753	24.868	203.6
16	**1'47.167**		34.647	17.300	30.229	24.991	202.3
17	**1'46.499**		34.548	17.095	29.729	25.127	199.1

3rd 37 Pedro ACOSTA — Red Bull MotoGP Roo SPA

Runs=2 Total laps=15 Full laps=12

Lap	Lap Time		T1	T2	T3	T4	Speed
1	2'10.846		35.533	19.268	34.274	27.735	170.9
2	**1'48.664**		35.072	17.317	30.312	25.963	206.8
3	**1'47.308**		34.869	17.160	30.219	25.060	205.2
4	**1'47.320**		34.635	17.433	30.149	25.103	209.9
5	**1'47.030**		34.800	17.005	30.108	25.117	205.4
6	**1'46.889**		34.689	17.032	30.214	24.954	206.1
7	**1'46.825**		34.760	17.035	30.087	24.943	206.3
8	**1'48.057**		35.585	17.153	30.183	25.136	205.9
9	**1'55.090**		40.891	18.173	30.907	25.119	193.4
10	1'59.599	P	35.883	20.410*	31.423	31.883	193.3
11	5'01.001		32.803	17.385	30.524	25.215	204.3
12	**1'47.200**		34.865	17.093	30.038	25.204	207.3
13	**1'46.769**		34.847	17.058	29.986	24.878	206.4
14	**1'47.254**		35.102	17.096	30.065	24.991	206.2
15	**1'46.965**		34.783	17.052	29.963	25.167	205.3

4th 38 David SALVADOR — Red Bull MotoGP Roo SPA

Runs=2 Total laps=16 Full laps=10

Lap	Lap Time		T1	T2	T3	T4	Speed
1	2'01.749		34.071	17.752	30.671	25.243	204.5
2	**1'46.975**		34.992	17.122	29.939	24.922	205.2
3	**1'47.602**		34.795	17.137	30.243	25.427	202.4
4	**1'47.940**		35.374	17.077	30.289	25.200	203.5
5	1'47.334	*	34.727	17.149	30.096	25.362*	206.0
6	1'48.274	*	35.78*	17.665	29.926	24.901	196.8
7	**1'46.884**		34.629	16.997	30.067	25.191	206.6
8	**1'47.611**		34.956	17.238	30.139	25.278	202.9
9	1'59.548	P	38.498	18.098	31.303	31.649	185.9
10	4'08.717		36.975	17.194	30.062	25.366	204.1
11	**1'47.819**		34.910	17.112	30.769	25.028	206.5
12	1'47.048	*	34.775	17.290	29.917	25.066*	208.5
13	**1'47.511**		34.947	17.203	30.238	25.123	204.3
14	**1'47.320**		34.940	17.181	30.085	25.114	203.3
15	**1'47.430**		34.743	17.249	30.129	25.309	203.6
16	**1'47.334**		34.876	17.189	30.180	25.089	202.6

5th 89 Marcos URIARTE — Red Bull MotoGP Roo SPA

Runs=2 Total laps=15 Full laps=6

Lap	Lap Time		T1	T2	T3	T4	Speed
1	2'01.286	*	33.399	17.834	30.407	25.778*	197.6
2	1'47.627	*	35.09*	17.129	30.074	25.326	204.9
3	**1'47.596**		34.831	17.172	30.129	25.464	205.9
4	**1'46.890**		34.885	17.188	29.757	25.060	205.7
5	1'48.341	*	35.251	17.460	30.202	25.428*	198.1
6	**1'47.831**		35.627	17.073	30.082	25.049	204.7
7	**1'47.811**		34.688	17.106	30.658	25.359	204.7
8	1'47.010	*	34.596	17.110	30.067	25.237*	208.7
9	1'53.469	*	38.138	17.506	31.246	26.579*	198.7
10	1'59.185	P	37.43*	17.620	30.628	33.506	200.7
11	4'52.732		43.565	17.917	31.579	26.148	201.2
12	**1'47.838**		35.161	17.210	30.142	25.325	203.3
13	1'47.426	*	35.054	17.147	29.967	25.258*	203.5

Fastest Lap: Carlos TATAY — Red Bull MotoGP Roo SPA — **1'45.986** — 34.687 — 16.903 — 29.638 — 24.758

DORNA DATA PROCESSING ,TIMING SERVICE DORNA DATA PROCESSING TIMING SERVICE DORNA DATA PROCESSING TIMING SERVICE DORNA DATA PROCESSING TIMING SERVICE DORNA DATA PROCESSING TIMING SERVICE DORNA DATA PROCESSING TIMING SERVICE DORNA DATA PROCESSING TIMING SERVICE DORNA DATA PROCCEESSS

Assen, Friday, June 28, 2019

Free Practice Nr. 2

RookiesCup

Lap	Lap Time		T1	T2	T3	T4	Speed
14	1'47.950	*	35.068	17.115	29.839*	25.928	204.9
15	**1'47.940**		35.253	17.208	30.119	25.360	202.4

6th 92 Yuki KUNII — Red Bull MotoGP Roo JPN

Runs=2 Total laps=15 Full laps=12

Lap	Lap Time		T1	T2	T3	T4	Speed
1	2'15.488		35.139	17.879	32.054	25.883	200.5
2	**1'49.226**		36.098	17.254	30.393	25.481	203.0
3	**1'47.810**		35.216	17.377	29.985	25.232	201.2
4	**1'47.397**		34.810	17.345	30.020	25.222	202.5
5	**1'47.126**		34.799	17.350	30.068	24.909	200.5
6	**1'49.425**		36.025	17.718	30.389	25.293	199.8
7	**1'47.196**		34.775	17.107	30.009	25.305	203.3
8	**1'46.991**		34.722	17.139	29.983	25.147	203.5
9	**1'47.012**		34.662	17.045	30.048	25.257	204.4
10	2'00.170	P	37.769	17.897	30.927	33.577	197.9
11	5'30.100		34.649	17.526	30.657	25.471	199.8
12	**1'49.034**		35.690	17.760	30.276	25.308	198.1
13	**1'47.649**		35.097	17.342	30.030	25.180	201.0
14	**1'47.822**		35.096	17.385	30.092	25.249	202.0
15	**1'48.321**		35.045	17.372	30.361	25.543	200.0

7th 56 Haruki NOGUCHI — Red Bull MotoGP Roo JPN

Runs=2 Total laps=15 Full laps=11

Lap	Lap Time		T1	T2	T3	T4	Speed
1	2'02.688		34.245	18.250	31.290	25.450	204.1
2	**1'48.763**		35.449	17.481	30.633	25.200	205.2
3	**1'48.029**		35.242	17.347	30.296	25.144	204.7
4	**1'47.929**		35.088	17.285	30.403	25.153	206.5
5	**1'48.689**		35.547	17.334	30.217	25.591	206.7
6	**1'46.993**		34.975	17.130	29.922	24.966	207.2
7	**1'47.604**		35.029	17.292	30.270	25.013	205.7
8	1'47.792	*	34.981	17.168	30.261*	25.382	206.0
9	2'14.633	P	46.025	20.068	31.670	36.870	158.0
10	4'54.261		41.390	18.884	31.149	29.443	195.2
11	**1'50.055**		35.921	17.523	31.264	25.347	204.4
12	**1'48.327**		35.178	17.254	30.573	25.322	205.5
13	**1'47.439**		35.272	17.102	30.057	25.008	207.4
14	**1'47.498**		35.158	17.113	30.178	25.049	207.7
15	**1'47.459**		34.981	17.202	30.134	25.142	205.5

8th 50 Jason DUPASQUIE — Red Bull MotoGP Roo SWI

Runs=2 Total laps=15 Full laps=12

Lap	Lap Time		T1	T2	T3	T4	Speed
1	2'16.408		35.509	17.641	31.462	26.347	205.1
2	**1'50.610**		36.559	17.302	31.174	25.575	206.5
3	**1'49.489**		35.867	17.607	30.678	25.337	207.2
4	**1'48.378**		35.444	17.272	30.366	25.296	205.8
5	**1'48.268**		35.429	17.379	30.210	25.250	208.6
6	**1'48.162**		35.275	17.401	30.347	25.139	203.1
7	**1'47.689**		35.143	17.178	30.142	25.226	205.5
8	**1'47.630**		35.255	17.001	30.122	25.252	205.9
9	1'56.228	P	35.461	17.284	30.659	32.824	203.4
10	4'05.726		35.603	17.489	30.797	25.859	203.0
11	**1'48.794**		35.637	17.172	30.557	25.428	204.5
12	**1'48.198**		35.147	17.188	30.360	25.503	203.6
13	**1'49.308**		36.154	17.813	30.072	25.269	194.9
14	**1'47.123**		35.491	16.928	29.794	24.910	205.6
15	**1'48.268**		35.197	17.190	30.864	25.017	208.1

9th 5 Lorenzo FELLON — Red Bull MotoGP Roo FRA

Runs=3 Total laps=15 Full laps=8

Lap	Lap Time		T1	T2	T3	T4	Speed
1	2'15.563		34.811	17.755	32.065	25.761	204.6
2	**1'49.884**		35.793	17.335	30.971	25.785	204.0
3	**1'47.847**		35.131	17.286	30.156	25.274	203.0
4	1'47.858	*	35.172	17.193	30.299	25.194*	206.7
5	1'47.692	*	35.02[illegible]*	17.124	30.146	25.393	205.8
6	**1'49.795**		35.208	17.338	31.625	25.624	205.3
7	1'54.315	P	34.991	17.087	30.345	31.892	206.8
8	3'15.381		32.762	17.512	30.653	25.499	199.6
9	**1'49.400**		36.420	17.141	30.252	25.587	203.9
10	**1'48.646**		35.310	17.174	30.403	25.759	204.8
11	2'00.038	P	36.793	18.053	32.037	33.155	196.0
12	3'52.198	*	36.652	17.078	30.122*	25.188	206.4
13	**1'47.176**		34.993	16.946	29.864	25.373	207.4
14	**1'47.224**		35.112	16.939	29.808	25.365	207.5
15	**1'48.002**		35.201	17.077	30.337	25.387	208.4

10th 11 Alex ESCRIG — Red Bull MotoGP Roo SPA

Runs=3 Total laps=14 Full laps=8

Lap	Lap Time		T1	T2	T3	T4	Speed
1	2'17.691		38.014	18.639	33.334	26.770	197.5
2	**1'50.961**		36.496	17.664	30.966	25.835	206.8
3	**1'48.885**		35.399	17.323	30.504	25.659	205.7
4	**1'47.777**		35.145	17.233	30.187	25.212	208.4
5	1'59.107	P	36.052	17.585	31.831	33.639	205.2
6	2'52.927		38.712	17.954	32.245	26.387	204.0
7	1'49.300	*	35.260	17.320	30.431	26.289*	203.8
8	**1'48.315**		34.958	17.197	30.382	25.778	204.5
9	1'57.986	P	34.926	17.332	31.645	34.083	202.3
10	4'37.904		37.632	18.008	31.777	26.187	203.8
11	**1'48.710**		35.425	17.262	30.538	25.485	205.5
12	**1'48.185**		35.025	17.254	30.272	25.634	205.3
13	**1'47.540**		34.852	17.138	30.260	25.290	204.7
14	**1'47.336**		34.633	17.170	30.244	25.289	204.5

11th 29 Billy VAN EERDE — Red Bull MotoGP Roo AUS

Runs=3 Total laps=14 Full laps=9

Lap	Lap Time		T1	T2	T3	T4	Speed
1	2'16.581		35.735	17.559	31.648	25.911	205.8
2	**1'49.260**		36.034	17.242	30.772	25.212	207.7
3	**1'48.402**		35.414	17.134	30.464	25.390	206.6
4	**1'48.363**		35.060	17.638	30.417	25.248	211.9
5	**1'47.683**		35.048	17.043	30.587	25.005	207.6
6	1'48.656	*	35.36[illegible]*	17.144	30.566*	25.578	206.5
7	**1'47.890**		35.304	17.203	30.394	24.989	207.3
8	**1'47.512**		35.165	16.934	30.214	25.199	208.6
9	1'59.474	P	34.933	17.036	30.515	36.990	207.4
10	2'22.605	P	33.622	18.239	33.269	36.882	189.0
11	5'52.244		33.992	17.792	30.923	25.190	200.8
12	**1'48.525**		35.489	17.332	30.561	25.143	204.9
13	**1'47.681**		35.077	17.095	30.289	25.220	206.6
14	**1'48.107**		34.945	17.025	30.639	25.498	206.6

12th 30 Max COOK — Red Bull MotoGP Roo GBR

Runs=3 Total laps=15 Full laps=10

Lap	Lap Time		T1	T2	T3	T4	Speed
1	2'02.869		33.296	17.911	30.936	25.534	200.1
2	**1'48.792**		35.490	17.548	30.437	25.317	199.6

Fastest Lap: Carlos TATAY Red Bull MotoGP Roo SPA **1'45.986** 34.687 16.903 29.638 24.758

DORNA DATA PROCESSING TIMING SERVICE DORNA DATA PROCESSING TIMING SERVICE DORNA DATA PROCESSING TIMING SERVICE DORNA DATA PROCESSING TIMING SERVICE DORNA DATA PROCESSING TIMING SERVICE DORNA DATA PROCESSING TIMING SERVICE DORNA DATA PROCESSING TIMING SERVICE DORNA DATA PROCCEESSS

Free Practice Nr. 2

RookiesCup

Lap	Lap Time		T1	T2	T3	T4	Speed
3	**1'48.010**		35.180	17.434	30.189	25.207	200.7
4	**1'47.827**		35.055	17.267	30.359	25.146	205.2
5	**1'48.026**		35.020	17.465	30.143	25.398	199.7
6	**1'47.795**		34.939	17.356	30.030	25.470	200.8
7	**1'47.588**		35.062	17.262	30.110	25.154	202.9
8	**1'47.691**		34.969	17.099	30.299	25.324	205.2
9	1'59.047	P	39.151	17.723	30.699	31.474	197.0
10	5'14.354	P	37.960	18.925	30.825	35.037	180.1
11	2'17.677		41.948	18.172	31.103	25.552	198.7
12	**1'48.146**		35.363	17.258	30.209	25.316	203.2
13	1'47.771	*	35.215	17.235	30.073*	25.248	201.5
14	**1'47.539**		35.114	17.377	29.738	25.310	201.1
15	**1'48.164**		35.272	17.046	30.337	25.509	206.6

13th 28 Matteo BERTELLE

Red Bull MotoGP Roo ITA

Runs=3 Total laps=16 Full laps=9

Lap	Lap Time		T1	T2	T3	T4	Speed
1	2'15.262		36.382	18.719	34.483	26.773	201.0
2	**1'51.508**		37.246	17.565	31.175	25.522	201.9
3	1'49.568	*	35.900	17.488	30.637	25.543*	207.3
4	**1'48.681**		35.663	17.445	30.451	25.122	204.2
5	**1'49.301**		35.751	17.384	30.766	25.400	205.9
6	**1'48.327**		35.345	17.278	30.388	25.316	203.8
7	**1'48.120**		35.338	17.150	30.395	25.237	204.8
8	1'55.204	P	35.242	17.113	30.374	32.475	204.2
9	3'07.475	P	36.411	18.111	35.892	34.277	198.2
10	2'23.092		37.314	19.083	39.812	26.872	188.5
11	**1'52.789**		38.930	17.893	30.681	25.285	197.6
12	**1'48.271**		35.342	17.279	30.369	25.281	202.7
13	1'47.789	*	35.410	17.041	30.200	25.138*	205.4
14	**1'47.727**		35.289	17.224	29.961	25.253	203.1
15	1'47.642	*	35.229	17.105	30.071	25.237*	204.5
16	**1'48.667**		35.147	17.465	30.457	25.598	201.0

14th 88 Artem MARAEV

Red Bull MotoGP Roo RUS

Runs=2 Total laps=16 Full laps=13

Lap	Lap Time		T1	T2	T3	T4	Speed
1	2'07.664		34.745	18.173	31.375	26.312	202.3
2	**1'51.083**		36.588	17.978	30.857	25.660	203.7
3	**1'48.512**		35.813	17.226	30.281	25.192	203.7
4	**1'47.947**		35.188	17.219	30.166	25.374	204.7
5	**1'49.587**		35.430	17.350	31.038	25.769	204.4
6	**1'48.672**		35.433	17.392	30.258	25.589	200.7
7	**1'48.413**		35.288	17.350	30.335	25.440	201.5
8	**1'56.343**		41.612	17.153	31.997	25.581	204.0
9	1'56.788	P	35.923	17.454	30.798	32.613	202.9
10	2'10.723		34.754	17.252	30.990	26.007	203.1
11	**1'49.211**		35.409	17.206	30.612	25.984	204.8
12	**1'52.542**		38.544	17.646	30.894	25.458	198.9
13	**1'48.189**		35.374	17.208	30.388	25.219	204.8
14	**1'48.409**		35.489	17.204	30.431	25.285	202.1
15	**1'47.757**		35.364	17.223	30.134	25.036	201.1
16	**1'48.972**		35.149	17.499	31.125	25.199	204.4

15th 44 Nicolas HERNANDE

Red Bull MotoGP Roo COL

Runs=2 Total laps=16 Full laps=10

Lap	Lap Time		T1	T2	T3	T4	Speed
1	2'15.865		35.610	17.713	31.650	25.880	204.7
2	1'49.132	*	36.043	17.218	30.458	25.413*	206.1
3	1'48.812	*	35.59*	17.689	30.380	25.149	202.4
4	**1'47.949**		35.239	17.415	30.217	25.078	209.1
5	**1'47.916**		35.172	17.243	30.209	25.292	204.5
6	**1'48.288**		35.157	17.242	30.406	25.483	204.2
7	**1'48.385**		35.581	17.438	30.289	25.077	203.9
8	**1'48.372**		35.271	17.090	30.158	25.853	202.8
9	1'57.631	P	35.418	17.234	30.875	34.104	204.3
10	3'31.981		34.484	17.426	30.866	25.859	200.9
11	**1'49.183**		35.512	17.587	30.495	25.589	200.5
12	**1'48.772**		35.339	17.457	30.374	25.602	201.6
13	**1'48.780**		35.398	17.303	30.467	25.612	204.3
14	1'52.860	*	38.53*	17.496	30.966	25.867	200.7
15	**1'48.911**		35.883	17.564	30.199	25.265	200.1
16	**1'48.312**		35.200	17.164	30.518	25.430	204.3

16th 84 Zonta VAN DEN GO

Red Bull MotoGP Roo NED

Runs=1 Total laps=10 Full laps=6

Lap	Lap Time		T1	T2	T3	T4	Speed
1	2'06.031		34.567	17.633	31.189	25.814	204.9
2	**1'50.244**		35.754	17.677	30.921	25.892	203.7
3	**1'49.378**		35.604	17.532	30.555	25.687	203.1
4	**1'49.391**		35.624	17.596	30.515	25.656	205.9
5	**1'49.595**		35.424	17.513	30.800	25.858	204.8
6	1'49.784	*	36.24*	17.387	30.590	25.564	206.1
7	1'59.883	P	35.321	17.500	35.331	31.731	206.4
8	3'59.872		33.538	17.734	30.557	25.878	206.4
9	**1'49.450**		35.424	17.442	30.755	25.829	205.4
10	**1'48.237**		34.911	17.446	30.287	25.593	204.5

17th 45 Clément ROUGÉ

Red Bull MotoGP Roo FRA

Runs=1 Total laps=16 Full laps=13

Lap	Lap Time		T1	T2	T3	T4	Speed
1	2'17.330		36.827	17.784	31.709	26.133	204.1
2	**1'52.008**		36.506	17.881	31.451	26.170	202.7
3	**1'59.074**		36.096	17.704	32.997	32.277	202.7
4	**1'51.308**		35.998	17.826	31.400	26.084	204.3
5	**1'51.057**		36.182	17.760	30.916	26.199	200.0
6	1'50.819	*	35.871	17.760	31.276*	25.912	201.6
7	**1'50.528**		35.929	17.548	31.072	25.979	203.5
8	**1'50.375**		35.749	17.624	30.859	26.143	202.7
9	**1'51.882**		36.901	18.035	31.056	25.890	200.7
10	**1'50.506**		35.991	17.443	31.027	26.045	203.9
11	**1'49.993**		35.614	17.465	30.900	26.014	202.0
12	**1'56.316**		38.310	19.326	31.074	27.606	183.2
13	**1'49.541**		35.723	17.373	30.839	25.606	205.5
14	**1'50.181**		35.929	17.553	30.737	25.962	204.3
15	1'52.214	*	35.949	17.513	32.595*	26.157	202.5
16	**1'50.347**		35.667	17.554	30.938	26.188	201.6

18th 74 Daijiro SAKO

Red Bull MotoGP Roo JPN

Runs=1 Total laps=17 Full laps=15

Lap	Lap Time		T1	T2	T3	T4	Speed
1	2'10.043		34.952	18.237	32.673	26.842	201.9
2	**1'51.397**		36.240	17.702	31.239	26.216	205.5
3	1'51.075	*	36.150	17.768	31.016	26.141*	202.4
4	**1'51.560**		36.358	18.423	30.915	25.864	205.2
5	**1'51.347**		36.157	18.370	30.915	25.905	203.7
6	**1'51.121**		36.083	17.791	31.082	26.165	204.5
7	**1'50.779**		35.877	17.797	30.896	26.209	202.5

Fastest Lap:	Carlos TATAY	Red Bull MotoGP Roo	SPA	**1'45.986**	34.687	16.903	29.638	24.758

DORNA DATA PROCESSING -TIMING SERVICE DORNA DATA PROCESSING TIMING SERVICE DORNA DATA PROCESSING TIMING SERVICE DORNA DATA PROCESSING TIMING SERVICE DORNA DATA PROCESSING TIMING SERVICE DORNA DATA PROCESSING TIMING SERVICE DORNA DATA PROCESSING TIMING SERVICE DORNA DATA PROCCEESSS

Free Practice Nr. 2

RookiesCup

Lap	Lap Time	T1	T2	T3	T4	Speed
8	**1'50.741**	35.939	17.818	30.806	26.178	201.9
9	**1'50.719**	35.919	17.807	30.839	26.154	202.9
10	**1'51.642**	35.771	17.816	31.606	26.449	200.8
11	**1'50.310**	35.783	17.703	30.703	26.121	200.8
12	**1'50.405**	35.904	17.848	31.067	25.586	201.3
13	**1'50.407**	35.897	17.741	30.606	26.163	203.0
14	**1'50.266**	35.866	17.682	30.693	26.025	201.6
15	**1'49.887**	35.672	17.707	30.634	25.874	202.6
16	**1'50.194**	35.691	17.686	30.628	26.189	201.4
17	**1'50.649**	35.652	17.839	30.963	26.195	201.8

19th 48 Gabin PLANQUES

Red Bull MotoGP Roo FRA

Runs=2 Total laps=16 Full laps=13

1	2'07.563	34.818	18.185	31.731	26.329	197.8
2	**1'51.756**	36.661	17.947	31.219	25.929	202.7
3	**1'50.980**	35.831	17.678	31.166	26.305	203.3
4	**1'53.167**	38.440	18.028	30.913	25.786	205.3
5	**1'51.353**	36.373	17.972	30.992	26.016	202.5
6	**1'51.913**	36.143	17.903	31.936	25.931	203.2
7	**1'50.807**	35.963	17.747	30.967	26.130	205.0
8	**1'50.837**	36.047	17.698	30.915	26.177	205.9
9	**1'50.620**	36.074	17.818	30.779	25.949	204.8
10	**1'52.084**	36.088	17.687	31.481	26.828	202.5
11	**1'50.026**	35.867	17.643	30.725	25.791	204.0
12	**1'50.392**	35.827	17.769	31.193	25.603	204.5
13	**1'50.191**	35.943	17.646	30.643	25.959	204.6
14	**1'51.545**	36.851	17.689	30.973	26.032	205.0
15	1'57.946 P	35.945	17.743	30.955	33.303	202.5
16	3'15.366 *	38.743	18.021	31.413*	26.410	202.2

20th 6 Phillip TONN

Red Bull MotoGP Roo GER

Runs=2 Total laps=15 Full laps=12

1	2'25.288	34.724	18.372	32.204	27.045	199.5
2	**1'52.994**	36.519	18.068	31.665	26.742	198.9
3	**1'54.013**	36.510	17.880	32.291	27.332	199.6
4	**1'52.615**	36.604	18.146	31.561	26.304	200.2
5	**1'52.402**	36.367	17.855	31.533	26.647	200.5
6	**1'52.114**	36.176	17.812	31.769	26.357	200.2
7	**1'51.734**	36.103	17.741	31.421	26.469	201.6
8	1'59.270 P	36.131	17.695	31.410	34.034	200.8
9	3'10.606	34.151	18.312	32.145	26.851	198.5
10	**1'51.070**	36.378	17.499	30.849	26.344	203.8
11	**1'51.472**	36.244	17.546	31.245	26.437	203.4
12	**1'51.330**	36.022	17.763	31.295	26.250	201.4
13	**1'50.803**	36.048	17.537	31.190	26.028	203.1
14	**1'51.936**	35.935	17.693	31.735	26.573	203.8
15	**1'53.149**	37.330	18.099	31.273	26.447	199.0

21st 55 Noah DETTWILER

Red Bull MotoGP Roo SWI

Runs=1 Total laps=16 Full laps=15

1	2'17.169	37.195	18.547	33.391	27.687	201.8
2	**1'55.014**	37.467	18.158	32.527	26.862	206.7
3	**1'54.711**	37.281	18.215	32.172	27.043	202.4
4	**1'54.048**	37.133	18.222	32.055	26.638	203.4
5	**1'53.085**	36.783	17.919	31.837	26.546	203.3
6	**1'53.074**	36.656	18.068	31.889	26.461	202.9

Lap	Lap Time	T1	T2	T3	T4	Speed
7	**1'52.961**	36.642	17.877	31.737	26.705	203.1
8	**1'53.005**	36.651	17.882	31.710	26.762	203.1
9	**1'53.104**	36.660	17.980	31.669	26.795	203.2
10	**1'52.681**	36.514	17.853	31.788	26.526	204.3
11	**1'53.370**	36.801	17.845	31.960	26.764	203.0
12	**1'53.481**	37.001	18.007	31.963	26.510	201.9
13	**1'52.308**	36.486	17.795	31.609	26.418	203.1
14	**1'52.505**	36.850	17.711	31.430	26.514	203.4
15	**1'52.338**	36.616	17.769	31.149	26.804	202.7
16	**1'53.056**	36.639	18.028	31.644	26.745	203.0

22nd 62 Aidan LIEBENBER

Red Bull MotoGP Roo RSA

Runs=1 Total laps=16 Full laps=15

1	2'10.798	35.155	18.967	33.267	27.438	193.4
2	**1'54.689**	37.356	18.323	32.025	26.985	196.7
3	**1'53.022**	36.833	18.150	31.517	26.522	199.8
4	**1'53.151**	36.743	18.112	31.588	26.708	198.9
5	**1'53.861**	37.007	18.296	31.706	26.852	195.6
6	**1'53.921**	36.868	18.406	31.849	26.798	193.7
7	**1'53.423**	36.865	18.249	31.592	26.717	196.3
8	**1'52.771**	36.565	17.980	31.530	26.696	198.5
9	**1'53.571**	36.880	18.219	31.643	26.829	197.1
10	**1'54.086**	37.019	18.179	31.929	26.959	197.4
11	**1'54.766**	37.394	18.246	32.006	27.120	196.3
12	**1'55.123**	37.378	18.502	32.083	27.160	194.1
13	**1'54.355**	36.980	18.394	32.098	26.883	195.4
14	**1'53.381**	37.284	18.254	31.515	26.328	197.4
15	**1'52.549**	36.823	18.032	31.337	26.357	199.0
16	**1'52.629**	36.933	17.955	31.328	26.413	197.8

23rd 70 Tyler SCOTT

Red Bull MotoGP Roo USA

Runs=2 Total laps=15 Full laps=10

1	2'34.732	36.316	19.004	33.449	27.333	201.4
2	**1'56.183**	37.772	18.407	32.966	27.038	203.3
3	**1'55.610**	37.602	18.580	32.484	26.944	203.3
4	**1'56.306**	37.001	18.369	33.904	27.032	204.7
5	**1'54.466**	37.316	18.326	32.227	26.597	203.8
6	**1'54.108**	37.003	18.049	32.433	26.623	203.5
7	**1'53.990**	37.270	18.003	32.290	26.427	204.1
8	**1'53.709**	37.219	17.875	32.278	26.337	204.1
9	2'06.083 P	38.105	19.075	33.044	35.859	200.4
10	2'27.948	33.717	17.884	32.703	26.628	203.8
11	1'54.799 *	37.525	17.837	32.342	27.095*	202.3
12	**1'53.474**	37.158	17.868	32.010	26.438	205.4
13	**1'53.136**	37.413	17.768	31.631	26.324	208.3
14	1'52.820 *	36.887	17.809	31.749	26.375*	202.9
15	**1'54.784**	37.472	18.636	32.425	26.251	193.9

Fastest Lap:	Carlos TATAY	Red Bull MotoGP Roo	SPA	**1'45.986**	34.687	16.903	29.638	24.758

DORNA DATA PROCESSING ,TIMING SERVICE DORNA DATA PROCESSING TIMING SERVICE DORNA DATA PROCESSING TIMING SERVICE DORNA DATA PROCESSING TIMING SERVICE DORNA DATA PROCESSING TIMING SERVICE DORNA DATA PROCESSING TIMING SERVICE DORNA DATA PROCESSING TIMING SERVICE DORNA DATA PROCCEESSS

TT Circuit Assen

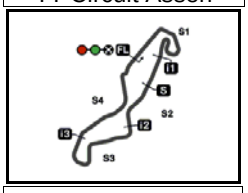

4542 m.

Results and timing service provided by TISSOT

RookiesCup

MOTUL TT ASSEN

Free Practice Nr. 2

Combined Free Practice Times

		Rider	Nation	Team	MOTORCYCLE	FP1		FP2		Gap	
1	99	C.TATAY	SPA	Red Bull MotoGP Rookies Cup	KTM	1'46.455	17	1'45.986	7		
2	7	B.BALTUS	BEL	Red Bull MotoGP Rookies Cup	KTM	1'47.149	16	1'46.368	15	0.382	0.382
3	37	P.ACOSTA	SPA	Red Bull MotoGP Rookies Cup	KTM	1'47.550	12	1'46.769	13	0.783	0.401
4	38	D.SALVADOR	SPA	Red Bull MotoGP Rookies Cup	KTM	1'47.645	6	1'46.884	7	0.898	0.115
5	89	M.URIARTE	SPA	Red Bull MotoGP Rookies Cup	KTM	1'48.426	6	1'46.890	4	0.904	0.006
6	92	Y.KUNII	JPN	Red Bull MotoGP Rookies Cup	KTM	1'48.337	11	1'46.991	8	1.005	0.101
7	56	H.NOGUCHI	JPN	Red Bull MotoGP Rookies Cup	KTM	1'47.818	11	1'46.993	6	1.007	0.002
8	50	J.DUPASQUIER	SWI	Red Bull MotoGP Rookies Cup	KTM	1'48.698	7	1'47.123	14	1.137	0.130
9	5	L.FELLON	FRA	Red Bull MotoGP Rookies Cup	KTM	1'48.923	8	1'47.176	13	1.190	0.053
10	11	A.ESCRIG	SPA	Red Bull MotoGP Rookies Cup	KTM	1'48.222	15	1'47.336	14	1.350	0.160
11	29	B.VAN EERDE	AUS	Red Bull MotoGP Rookies Cup	KTM	1'48.684	15	1'47.512	8	1.526	0.176
12	30	M.COOK	GBR	Red Bull MotoGP Rookies Cup	KTM	1'48.663	16	1'47.539	14	1.553	0.027
13	28	M.BERTELLE	ITA	Red Bull MotoGP Rookies Cup	KTM	1'49.131	15	1'47.727	14	1.741	0.188
14	88	A.MARAEV	RUS	Red Bull MotoGP Rookies Cup	KTM	1'48.305	13	1'47.757	15	1.771	0.030
15	44	N.HERNANDEZ	COL	Red Bull MotoGP Rookies Cup	KTM	1'48.932	15	1'47.916	5	1.930	0.159
16	84	Z.VAN DEN GOOI	NED	Red Bull MotoGP Rookies Cup	KTM	1'48.972	16	1'48.237	10	2.251	0.321
17	45	C.ROUGÉ	FRA	Red Bull MotoGP Rookies Cup	KTM	1'50.814	15	1'49.541	13	3.555	1.304
18	74	D.SAKO	JPN	Red Bull MotoGP Rookies Cup	KTM	1'51.194	16	1'49.887	15	3.901	0.346
19	48	G.PLANQUES	FRA	Red Bull MotoGP Rookies Cup	KTM	1'51.912	15	1'50.026	11	4.040	0.139
20	6	P.TONN	GER	Red Bull MotoGP Rookies Cup	KTM	1'52.351	11	1'50.803	13	4.817	0.777
21	55	N.DETTWILER	SWI	Red Bull MotoGP Rookies Cup	KTM	1'53.491	16	1'52.308	13	6.322	1.505
22	62	A.LIEBENBERG	RSA	Red Bull MotoGP Rookies Cup	KTM	1'53.960	14	1'52.549	15	6.563	0.241
23	70	T.SCOTT	USA	Red Bull MotoGP Rookies Cup	KTM	1'54.140	15	1'53.136	13	7.150	0.587

Pole Position Record:	2015	**Bo BENDSNEYDER**	**1'45.145**	155.5 Km/h
Best Race Lap:	2015	**Fabio DI GIANNANTONIO**	**1'45.094**	155.5 Km/h
All Time Lap Record:	2015	**Fabio DI GIANNANTONIO**	**1'45.094**	155.5 Km/h

The results are provisional until the end of the limit for protest and appeals.

Time limit for protest expires 60' after publication of the results - Mr. ..... Time: .....

DORNA DATA PROCESSING .TIMING SERVICE DORNA DATA PROCESSING TIMING SERVICE DORNA DATA PROCESSING TIMING SERVICE DORNA DATA PROCESSING TIMING SERVICE DORNA DATA PROCESSING TIMING SERVICE DORNA DATA PROCESSING TIMING SERVICE DORNA DATA PROCESSING TIMING SERVICE DORNA DATA PROCCEESSS

Assen, Friday, June 28, 2019