

MOTUL TT ASSEN


Qualifying Practice

Top Speed & Average

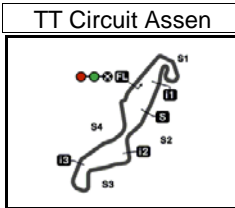


Rider	Nation	Motorcycle	Top 5 speeds					Average	Top
5 Lorenzo FELLON	FRA	KTM	212.6	209.3	208.8	207.4	206.9	208.7	212.6
37 Pedro ACOSTA	SPA	KTM	211.6	210.7	210.3	209.7	209.2	210.3	211.6
89 Marcos URIARTE	SPA	KTM	210.4	209.0	209.0	207.3	207.2	208.6	210.4
84 Zonta VAN DEN GOORBERGH	NED	KTM	210.3	209.3	208.6	208.1	207.8	208.8	210.3
11 Alex ESCRIG	SPA	KTM	210.3	207.2	205.5	205.2	205.1	206.4	210.3
29 Billy VAN EERDE	AUS	KTM	209.9	209.7	208.0	207.9	207.8	208.7	209.9
45 Clément ROUGÉ	FRA	KTM	209.9	208.7	208.4	207.4	205.1	207.9	209.9
48 Gabin PLANQUES	FRA	KTM	209.7	207.0	206.9	206.8	206.6	207.4	209.7
28 Matteo BERTELLE	ITA	KTM	209.5	206.8	206.4	205.5	205.1	206.7	209.5
70 Tyler SCOTT	USA	KTM	209.0	208.0	207.7	206.9	205.5	207.4	209.0
56 Haruki NOGUCHI	JPN	KTM	208.8	208.7	208.3	207.5	207.4	208.1	208.8
50 Jason DUPASQUIER	SWI	KTM	208.7	208.2	207.2	206.9	206.8	207.4	208.7
55 Noah DETTWILER	SWI	KTM	208.7	206.3	205.9	205.7	205.0	206.3	208.7
38 David SALVADOR	SPA	KTM	208.4	207.4	207.0	206.9	206.9	207.3	208.4
99 Carlos TATAY	SPA	KTM	208.3	206.7	206.1	205.9	205.7	206.5	208.3
44 Nicolas HERNANDEZ	COL	KTM	207.9	206.2	206.1	206.1	206.0	206.5	207.9
92 Yuki KUNII	JPN	KTM	207.0	203.7	203.6	203.6	202.4	204.1	207.0
30 Max COOK	GBR	KTM	206.8	204.3	204.2	203.3	203.2	204.4	206.8
88 Artem MARAEV	RUS	KTM	206.4	204.6	204.6	204.2	204.2	204.8	206.4
74 Daijiro SAKO	JPN	KTM	203.7	202.8	202.5	202.2	202.2	202.7	203.7
6 Phillip TONN	GER	KTM	203.1	203.0	202.9	202.2	201.9	202.4	203.1
62 Aidan LIEBENBERG	RSA	KTM	202.1	202.0	201.9	200.8	200.6	201.5	202.1
7 Barry BALTUS	BEL	KTM	201.8	200.7	200.5	200.5	200.2	200.7	201.8

TT Circuit Assen


Results and timing service provided by 

RookiesCup



MOTUL TT ASSEN
Qualifying Practice
Fastest Laps Sequence

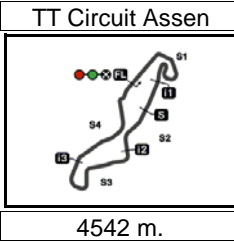
4542 m.

<i>Practice Time</i>	 <i>Rider</i>	<i>Nation</i>	<i>Motorcycle</i>	<i>Time</i>	<i>Km/h</i>	<i>Rider's Lap</i>
3'42.636	7 Barry BALTUS	BEL	KTM	1'45.911	154.3	2
3'44.122	56 Haruki NOGUCHI	JPN	KTM	1'45.854	154.4	2
5'29.865	56 Haruki NOGUCHI	JPN	KTM	1'45.743	154.6	3
6'23.000	99 Carlos TATAY	SPA	KTM	1'45.700	154.6	3
7'13.924	7 Barry BALTUS	BEL	KTM	1'45.427	155.0	4
11'41.743	99 Carlos TATAY	SPA	KTM	1'44.914	155.8	6

DORNA DATA PROCESSING TIMING SERVICE DORNA DATA PROCESSING TIMING SERVICE DORNA DATA PROCESSING TIMING SERVICE DORNA DATA PROCESSING TIMING SERVICE DORNA DATA PROCESSING TIMING SERVICE DORNA DATA PROCESSING TIMING SERVICE DORNA DATA PROCESSING TIMING SERVICE DORNA DATA PROCESSING TIMING SERVICE DORNA DATA PROCESSING TIMING SERVICE DORNA DATA PROCESSING TIMING SERVICE DORNA DATA PROCCESSS

Assen, Friday, June 28, 2019





MOTUL TT ASSEN

Qualifying Practice

Chronological Analysis of Performances

* Lap / Sector time cancelled **T1** Time from finish line to 1st intermed. **T3** Time from 2nd intermed. to 3rd intermed.
P Crossing the finish line in pit lane **T2** Time from 1st intermed. to 2nd intermed. **T4** Time from 3rd intermediate to finish line

Lap	Lap Time	T1	T2	T3	T4	Speed	Lap	Lap Time	T1	T2	T3	T4	Speed							
1st 99 Carlos TATAY Red Bull MotoGP Roo SPA							Runs=2 Total laps=14 Full laps=7													
1	2'51.012	52.001	27.223	34.811	27.190	113.1	11	1'45.616	34.224	17.083	29.482	24.827	200.2							
2	1'46.288	34.994	17.036	29.451	24.807	205.7	12	1'45.562	34.224	17.063	29.462	24.813	<u>201.8</u>							
3	1'45.700	34.394	16.999	29.348	24.959	203.5	13	1'51.190	34.787	18.648	32.542	25.213	187.3							
4	1'48.245	35.440	17.823	30.036	24.946	193.0	14	1'45.782	34.474	17.077	29.419	<u>24.812</u>	200.0							
5	1'45.584	34.233	17.080	29.511	24.760	<u>208.3</u>	4th 50 Jason DUPASQUIE Red Bull MotoGP Roo SWI Runs=2 Total laps=14 Full laps=10													
6	<u>1'44.914</u>	<u>34.099</u>	16.899	<u>29.302</u>	<u>24.614</u>	204.9														
7	1'45.748	34.255	16.988	29.739	24.766	205.9														
8	1'56.389 P	34.959	17.007	30.409	34.014	204.0														
9	2'06.242	30.952	16.979	29.620	25.084	204.7														
10	1'45.390 *	34.125	16.863	29.599	24.803*	204.9														
11	1'45.358	34.119	16.884	29.559	24.796	204.6														
12	1'48.165 *	34.290	17.622	31.370*	24.883	192.5														
13	1'46.200 *	34.264	<u>16.813</u>	29.871	25.252*	206.7														
14	1'47.181 *	35.43*	16.902	29.917	24.925	206.1														
2nd 37 Pedro ACOSTA Red Bull MotoGP Roo SPA														Runs=2 Total laps=14 Full laps=9						
1	2'50.083	57.663	27.614	34.489	26.999	114.6								5th 56 Haruki NOGUCHI Red Bull MotoGP Roo JPN Runs=1 Total laps=14 Full laps=13						
2	1'47.464	34.919	17.015	29.999	25.531	208.0														
3	1'45.722	34.542	16.844	<u>29.491</u>	24.845	207.4														
4	1'47.372	34.574	16.904	29.859	26.035	206.5														
5	1'46.319	34.600	17.202	29.547	24.970	205.3														
6	1'46.862	34.399	17.457	30.119	24.887	206.6														
7	1'46.281	34.629	16.834	29.662	25.156	207.2														
8	1'46.683 *	34.58*	16.738	29.826	25.531	210.3														
9	1'54.409 P	34.615	16.937	30.291	32.566	209.2														
10	2'05.403	32.704	16.860	29.751	24.823	208.1														
11	<u>1'45.360</u>	34.332	<u>16.733</u>	29.639	<u>24.656</u>	209.7														
12	1'46.349	34.293	16.855	30.333	24.868	210.7														
13	1'46.758	<u>34.213</u>	16.956	30.350	25.239	<u>211.6</u>														
14	1'48.522 *	34.90*	17.068	30.563	25.983	204.9														
3rd 7 Barry BALTUS Red Bull MotoGP Roo BEL							Runs=2 Total laps=14 Full laps=11													
1	1'56.725	31.598	17.450	29.741	25.093	197.2	6th 29 Billy VAN EERDE Red Bull MotoGP Roo AUS Runs=1 Total laps=14 Full laps=11													
2	1'45.911	34.657	17.063	29.257	24.934	200.5														
3	1'45.861	34.438	17.189	29.412	24.822	199.1														
4	<u>1'45.427</u>	34.263	17.121	<u>29.149</u>	24.894	197.9														
5	1'45.625	34.267	17.030	29.407	24.921	200.5														
6	1'47.113	35.032	17.212	29.681	25.188	198.3														
7	1'45.604	34.366	17.059	29.307	24.872	199.3														
8	1'45.497	<u>34.170</u>	<u>16.991</u>	29.463	24.873	200.7														
9	1'57.822 P	35.45*	18.143	30.484	33.740	186.9														
10	2'12.579	37.478	18.091	30.740	25.907	189.1														
Fastest Lap: Carlos TATAY Red Bull MotoGP Roo SPA 1'44.914 34.099 16.899 29.302 24.614																				

Qualifying Practice

RookiesCup

Lap	Lap Time	T1	T2	T3	T4	Speed	Lap	Lap Time	T1	T2	T3	T4	Speed
6	1'46.707	34.781	16.885	29.947	25.094	207.8	11	1'46.687	34.456	17.024	29.923	25.284	205.1
7	1'45.896	34.408	16.758	29.850	24.880	208.0	12	1'52.977	37.028	19.579	31.111	25.259	171.5
8	1'53.719	35.772	17.756	32.080	28.111	195.5	13	1'46.013	34.506	16.875	29.801	24.831	206.9
9	1'47.244	34.876	16.992	30.011	25.365	209.7	14	1'46.532	34.674	17.031	29.848	24.979	204.5
10	1'46.943	34.771	16.835	30.172	25.165	207.9							
11	1'45.783 *	34.54 *	16.729	29.771	24.742	209.9							
12	1'50.471 *	37.397	17.271	30.258	25.545*	205.1							
13	1'49.478	34.859	17.413	31.829	25.377	203.3							
14	1'48.779	35.493	17.444	30.205	25.637	205.5							

7th 30 Max COOK Red Bull MotoGP Roo GBR						
		Runs=1	Total laps=14	Full laps=12		
1	2'48.597	49.321	23.540	38.351	27.106	146.3
2	1'48.908	35.709	17.550	30.052	25.597	199.7
3	1'46.444	34.860	17.153	29.512	24.919	203.2
4	1'46.216	34.642	17.112	29.525	24.937	202.8
5	1'46.935	34.772	17.270	29.748	25.145	200.2
6	1'45.913	34.508	16.999	29.524	24.882	204.3
7	1'46.315 *	34.39*	17.141	29.769	25.010	202.3
8	1'46.890	34.659	17.053	29.943	25.235	203.3
9	1'50.646	38.809	17.077	29.891	24.869	204.2
10	1'48.258	35.546	17.382	30.208	25.122	206.8
11	1'48.881	35.226	17.308	30.650	25.697	201.0
12	1'52.679	35.930	18.176	32.099	26.474	186.8
13	1'47.753	34.998	17.319	30.018	25.418	199.7
14	1'47.768	35.029	17.308	29.930	25.501	196.6

8th 89 Marcos URIARTE Red Bull MotoGP Roo SPA						
		Runs=2	Total laps=14	Full laps=9		
1	1'57.990	30.737	17.338	30.101	25.193	203.6
2	1'45.944	34.448	16.908	29.664	24.924	207.2
3	1'46.040	34.543	16.916	29.588	24.993	204.7
4	1'53.502	34.534	17.262	32.581	29.125	206.3
5	1'46.502	34.832	17.014	29.788	24.868	209.0
6	1'46.826	34.666	16.987	29.958	25.215	205.0
7	1'46.657	34.430	17.394	29.703	25.130	203.6
8	1'46.091	34.410	16.889	29.634	25.158	205.2
9	1'56.070 P	35.502	17.405	30.408	32.755	203.8
10	2'49.516	34.284	21.689	32.926	26.588	151.7
11	1'46.053	34.727	16.946	29.659	24.721	209.0
12	1'46.502	34.281	17.088	29.975	25.158	207.3
13	1'47.448 *	34.376	17.062	30.511	25.499*	210.4
14	1'48.367 *	34.98*	17.013	30.760	25.609	204.8

9th 38 David SALVADOR Red Bull MotoGP Roo SPA						
		Runs=2	Total laps=14	Full laps=10		
1	1'57.772	31.855	17.419	30.363	25.183	198.7
2	1'46.018	34.460	16.983	29.745	24.830	204.6
3	1'47.257	35.276	16.866	29.789	25.326	207.0
4	2'08.153 P	34.152	16.925	36.857	40.219	206.1
5	2'04.520	32.169	17.097	30.399	24.826	205.1
6	1'46.593	34.261	17.198	29.899	25.235	206.9
7	1'46.369	34.290	17.076	29.823	25.180	204.8
8	1'53.493	37.307	17.402	31.561	27.223	200.5
9	1'46.317	34.497	17.005	29.890	24.925	208.4
10	1'47.289 *	35.89*	16.916	29.899	24.576	207.4

10th 92 Yuki KUNII Red Bull MotoGP Roo JPN						
		Runs=1	Total laps=14	Full laps=10		
1	2'29.228	39.108	20.324	34.628	26.903	167.8
2	1'46.984	34.753	17.262	29.952	25.017	201.8
3	1'53.657 *	40.437	17.862	29.967*	25.391	198.8
4	1'46.702	34.521	17.181	30.068	24.932	202.0
5	1'46.535	34.582	17.202	29.709	25.042	200.7
6	1'46.222	34.384	17.043	29.713	25.082	207.0
7	1'48.121	34.552	17.389	30.151	26.029	201.0
8	1'51.885	36.409	17.357	31.343	26.776	202.4
9	1'47.602 *	35.04*	17.290	29.984	25.288	201.7
10	1'46.249	34.393	17.055	29.698	25.103	203.6
11	1'52.484	35.818	20.367	30.590	25.709	174.8
12	1'47.222	34.686	17.105	30.216	25.215	203.7
13	1'46.596	34.570	17.093	29.976	24.957	203.6
14	1'49.263 *	35.996	17.379	30.224*	25.664	201.0

11th 11 Alex ESCRIG Red Bull MotoGP Roo SPA						
		Runs=1	Total laps=12	Full laps=7		
1	2'28.200	48.751	17.720	31.896	26.560	204.1
2	1'47.899	34.766	17.248	30.269	25.616	205.1
3	1'47.341	34.732	17.244	29.936	25.429	205.1
4	1'56.978 *	37.256	18.323	35.217	26.182*	191.5
5	1'57.801	45.807	17.111	29.751	25.132	204.5
6	1'46.324	34.212	17.016	29.599	25.497	205.5
7	1'47.259 *	34.697	17.286	30.005*	25.271	205.2
8	1'46.238	34.370	16.996	29.823	25.049	207.2
9	1'47.065	34.366	17.118	30.110	25.471	210.3
10	1'47.069 *	34.333	17.119	30.151*	25.466	204.9
11	1'52.403	36.896	17.831	31.505	26.171	198.2
12	2'03.599 P	35.686	18.270	31.229	38.414	191.4

12th 44 Nicolas HERNANDE Red Bull MotoGP Roo COL						
		Runs=1	Total laps=14	Full laps=9		
1	2'29.611	41.180	20.317	34.569	27.064	165.6
2	1'48.203	35.910	17.051	30.154	25.088	205.7
3	1'52.595 *	39.21*	17.854	30.250	25.274	205.5
4	1'46.474	34.922	16.987	29.925	24.640	204.7
5	1'47.371 *	35.50*	16.960	29.935	24.971	206.2
6	1'47.306 *	34.89*	16.889	30.351	25.171	206.1
7	1'48.090	35.180	17.124	30.356	25.430	203.0
8	1'49.550	35.196	17.005	30.501	26.848	206.1
9	1'48.012	35.582	17.205	30.017	25.208	207.9
10	1'47.119	34.908	17.439	29.904	24.868	205.0
11	1'51.684 *	36.16*	19.248	30.336	25.935	180.5
12	1'47.315	34.985	17.028	30.167	25.135	206.0
13	1'49.422	36.607	17.180	30.275	25.360	203.5
14	1'47.624	35.168	17.134	30.180	25.142	203.3

Fastest Lap: Carlos TATAY Red Bull MotoGP Roo SPA **1'44.914** 34.099 16.899 29.302 24.614

DORNA DATA PROCESSING TIMING SERVICE DORNA DATA PROCESSING TIMING SERVICE DORNA DATA PROCESSING TIMING SERVICE DORNA DATA PROCESSING TIMING SERVICE DORNA DATA PROCESSING TIMING SERVICE DORNA DATA PROCESSING TIMING SERVICE DORNA DATA PROCESSING TIMING SERVICE DORNA DATA PROCESSING TIMING SERVICE DORNA DATA PROCCEESSS

Qualifying Practice

RookiesCup

Lap	Lap Time	T1	T2	T3	T4	Speed	Lap	Lap Time	T1	T2	T3	T4	Speed
13th 84 Zonta VAN DEN GO Red Bull MotoGP Roo NED							5	3'05.989 P	35.973	17.733	30.815	32.542	200.7
Runs=1 Total laps=14 Full laps=13							6	2'05.831 *	33.643	16.957	30.331 *	24.967 *	207.4
1	2'01.585	32.356	17.409	30.443	25.527	208.1	7	1'46.565 *	34.58 *	17.012	29.737	25.230 *	212.6
2	1'47.886	35.086	17.313	30.137	25.350	207.2	8	1'53.218 P	34.753	16.865	29.860	31.740	209.3
3	1'47.770	34.934	17.351	30.090	25.395	206.8	9	2'06.076 *	33.353	16.787	29.921 *	25.180	208.8
4	1'47.654	34.807	17.353	30.110	25.384	206.3	10	1'46.930	34.759	16.974	29.961	25.236	206.9
5	1'47.472	34.932	17.281	30.009	25.250	208.6	11	1'57.414 P	35.251	17.918	30.800	33.445	194.8
6	1'46.920	34.504	17.213	29.911	25.292	207.2	12	2'43.570	31.164	17.191	30.133	25.513	204.5
7	1'46.957	34.628	17.194	30.001	25.134	207.8	17th 45 Clément ROUGÉ Red Bull MotoGP Roo FRA						
8	1'47.950	34.785	17.221	30.336	25.608	210.3	Runs=1 Total laps=14 Full laps=13						
9	1'47.645	34.733	17.351	30.100	25.461	206.2	1	2'30.366	43.054	18.181	31.453	39.114	196.6
10	1'47.354	34.600	17.260	30.163	25.331	204.8	2	1'48.794	35.630	17.219	30.425	25.520	207.4
11	1'46.694	34.594	17.216	29.903	24.981	209.3	3	1'52.433	37.892	18.021	31.185	25.335	198.1
12	1'48.703	35.523	17.337	30.204	25.639	206.0	4	1'48.344	35.220	17.266	30.252	25.606	204.6
13	1'47.696	34.946	17.322	30.107	25.321	204.9	5	1'47.978	35.216	17.312	30.115	25.335	205.1
14	1'53.838	39.938	17.597	30.478	25.825	204.2	6	1'48.403	35.104	17.343	30.235	25.721	202.9
14th 88 Artem MARAEV Red Bull MotoGP Roo RUS							7	1'48.454	35.259	17.391	30.216	25.588	203.3
Runs=1 Total laps=14 Full laps=13							8	1'53.649	37.537	20.251	30.470	25.391	169.2
1	2'00.791	32.608	17.338	30.427	25.454	202.8	9	1'48.034	35.363	17.096	30.062	25.513	208.4
2	1'47.659	34.972	17.164	30.191	25.332	203.5	10	1'49.547	36.093	17.418	30.166	25.870	203.7
3	1'47.331	35.006	17.171	29.764	25.390	202.3	11	1'58.602	35.300	17.562	32.695	33.045	209.9
4	1'47.534	34.749	17.241	29.936	25.608	201.2	12	1'48.297	35.215	17.249	30.378	25.455	204.1
5	1'46.955	34.809	17.047	30.196	24.903	204.6	13	1'52.445	37.132	17.584	31.004	26.725	202.0
6	1'46.784	34.705	16.917	30.174	24.988	206.4	14	1'48.409	35.527	17.024	30.289	25.569	208.7
7	1'47.225	34.902	17.138	30.188	24.997	204.2	18th 48 Gabin PLANQUES Red Bull MotoGP Roo FRA						
8	1'50.208	35.518	17.102	32.104	25.484	203.9	Runs=1 Total laps=14 Full laps=11						
9	1'48.484	36.542	17.072	29.971	24.899	203.7	1	2'32.011	36.223	18.108	31.135	26.168	201.4
10	1'47.274	34.749	17.041	30.182	25.302	204.2	2	1'50.253	36.056	17.579	30.726	25.892	204.7
11	1'53.380	37.719	17.562	31.926	26.173	200.1	3	1'49.558	35.976	17.436	30.690	25.456	206.9
12	1'58.660	45.741	17.217	30.325	25.377	204.0	4	1'48.255	35.243	17.306	30.421	25.285	207.0
13	1'48.081	35.114	17.137	30.373	25.457	202.8	5	1'48.522	35.227	17.460	30.444	25.391	203.2
14	1'47.421	35.060	17.110	29.953	25.298	204.6	6	1'49.118	35.327	17.505	30.452	25.834	205.3
15th 28 Matteo BERTELLE Red Bull MotoGP Roo ITA							7	1'49.531	35.480	17.633	30.588	25.830	204.0
Runs=3 Total laps=13 Full laps=7							8	1'49.442	35.957	17.491	30.457	25.537	206.6
1	2'30.095	47.016	21.212	33.954	27.118	176.1	9	1'49.620	35.407	17.368	30.898	25.947	209.7
2	1'48.356	35.658	16.986	30.303	25.409	206.8	10	1'49.326 *	35.676	17.470	30.385 *	25.795	206.3
3	1'52.803 *	39.379	17.619	30.548 *	25.257	203.9	11	1'49.210	35.603	17.434	30.463	25.710	206.8
4	1'47.098	34.943	17.125	29.996	25.034	204.8	12	1'49.754	35.481	17.593	30.583	26.097	204.5
5	1'47.333 *	35.004	17.013	30.134	25.182 *	205.5	13	1'55.582 *	40.449	18.017	30.992 *	26.124 *	202.1
6	1'46.919	34.915	16.999	29.970	25.035	205.1	14	1'57.337	35.799	17.687	35.657	28.194	201.7
7	1'55.160 P	35.434	17.127	30.078	32.521	203.4	19th 74 Daijiro SAKO Red Bull MotoGP Roo JPN						
8	3'09.385 P	42.116	18.307	31.455	32.464	196.0	Runs=1 Total laps=14 Full laps=13						
9	2'06.421	33.459	17.356	30.400	25.201	202.6	1	2'07.217	34.222	18.497	31.591	26.360	203.7
10	1'46.975	34.865	17.015	29.937	25.158	206.4	2	1'51.180	36.114	17.808	30.984	26.274	201.4
11	1'53.236	37.078	18.421	32.299	25.438	189.4	3	1'50.515	35.889	17.888	30.652	26.086	200.4
12	1'47.285	35.090	17.013	30.057	25.125	205.0	4	1'50.218	35.597	17.898	30.736	25.987	199.3
13	1'47.372	34.849	17.053	30.261	25.209	209.5	5	1'49.998	35.622	17.784	30.610	25.982	200.9
16th 5 Lorenzo FELLON Red Bull MotoGP Roo FRA							6	1'50.026	35.674	17.807	30.609	25.936	201.1
Runs=5 Total laps=12 Full laps=3							7	1'49.853	35.435	17.783	30.468	26.167	201.3
1	2'51.967	52.216	27.219	34.355	27.478	112.6	8	1'49.612	35.455	17.612	30.534	26.011	202.8
2	1'47.670	35.184	17.030	30.090	25.366	206.9	9	1'49.638	35.403	17.809	30.509	25.917	202.2
3	1'47.461	34.888	17.070	30.076	25.427	206.1	10	1'49.746	35.521	17.760	30.620	25.845	201.0
4	1'53.315 P	35.020	17.040	30.091	31.164	206.0	11	1'49.366	35.408	17.698	30.524	25.736	202.2

Fastest Lap: Carlos TATAY Red Bull MotoGP Roo SPA **1'44.914** 34.099 16.899 29.302 24.614

DORNA DATA PROCESSING TIMING SERVICE DORNA DATA PROCESSING TIMING SERVICE DORNA DATA PROCESSING TIMING SERVICE DORNA DATA PROCESSING TIMING SERVICE DORNA DATA PROCESSING TIMING SERVICE DORNA DATA PROCESSING TIMING SERVICE DORNA DATA PROCESSING TIMING SERVICE DORNA DATA PROCCESSS



