



# MOLSON GROUP BRITISH SIDECARS

Round 2

Brands Hatch GP

14<sup>th</sup>-16<sup>th</sup> June 2019



Results Provided by Timing Solutions Ltd  
[www.tsl-timing.com](http://www.tsl-timing.com)

# Brands Hatch GP

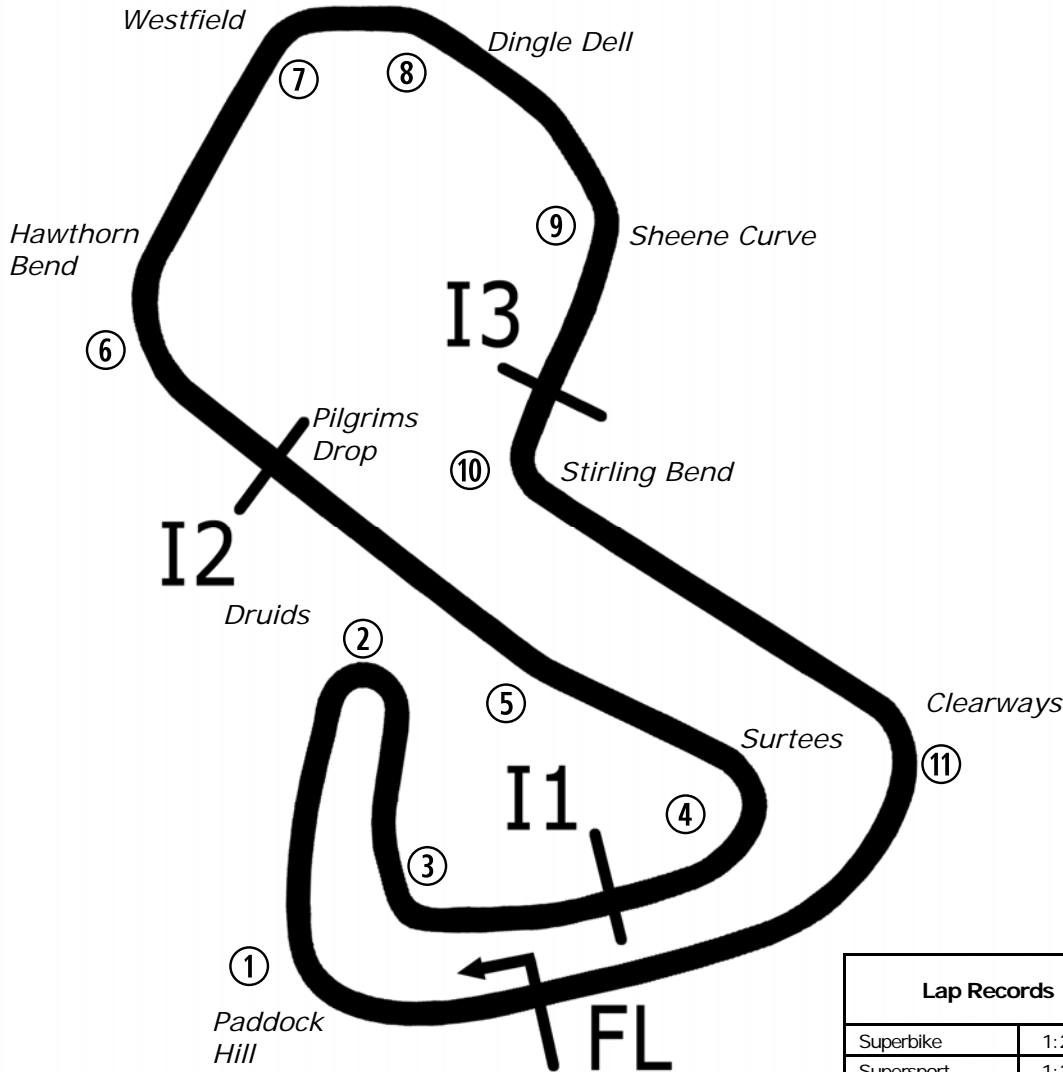
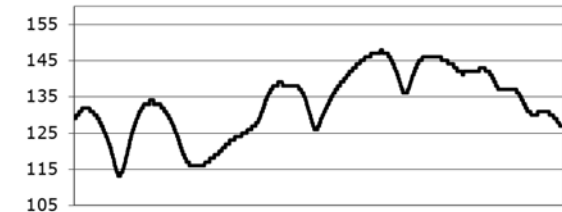


SPORTS TIMING

TIMING SOLUTIONS LTD



Circuit Altitude (m)



Length	2.4332 miles	3916.0 m	
FL		51.36032 N	0.26032 E
I1	1116m	51.35934 N	0.25955 E
I2	1796m	51.35628 N	0.22660 E
I3	2928m	51.35532 N	0.26250 E
Pit Entry	3646m	51.35911 N	0.25743 E
Pit Exit	83m after FL	51.36017 N	0.26051 E
Pit Entry-Pit Exit 332m, 19.9s @60kph, 14.9s @80kph			

Lap Records		Best Sector Information							
		Sector 1 (FL - I1)	I1 Trap (mph)	Sector 2 (I1 - I2)	I2 Trap (mph)	Sector 3 (I2 - I3)	I3 Trap (mph)	Sector 4 (I3 - FL)	F/L Trap (mph)
Superbike	1:24.873	26.954	131.5	14.513	169.8	23.022	103.0	19.625	166.9
Supersport	1:27.675	27.760	123.3	15.236	156.7	23.473	101.2	20.581	156.8
Superstock 1000	1:27.160	27.681	127.3	14.940	164.8	23.527	100.6	20.299	162.1
Superstock 600	1:29.845	28.321	119.6	15.580	153.5	23.915	100.4	20.969	149.8
Motostar	1:32.033	28.852	108.8	16.766	135.0	24.170	100.7	22.040	131.8
Sidecar 600	1:32.055	N/A	N/A	N/A	N/A	N/A	N/A	N/A	N/A
Ducati Cup	1:29.823	28.510	120.4	15.618	153.9	24.302	97.6	21.083	150.1
Junior Supersport	1:40.911	31.268	93.9	18.756	116.1	26.459	91.5	24.075	115.7

## FREE PRACTICE - CLASSIFICATION



POS	NO	NAME	NAT	ENTRY	TIME	ON	LAPS	GAP	DIFF	MPH
1	1	KERSHAW / CLARK		LCR Yamaha - Molson & Express Tyre Service	<b>1:33.917</b>	10	10			93.27
2	16	BIRCHALL / BIRCHALL		LCR Yamaha - Mitchells of Mansfield	<b>1:34.182</b>	4	6	<b>0.265</b>	0.265	93.00
3	100	STEVENS / CHARLWOOD		LCR Kawasaki - Quattro Plant JG Speedfit Kawasaki	<b>1:34.936</b>	4	5	<b>1.019</b>	0.754	92.27
4	3	HOLDEN / CAIN		ARS Kawasaki - SBR (Silicone Engineering / Barnes Raci	<b>1:36.096</b>	5	10	<b>2.179</b>	1.160	91.15
5	60	HOLLAND / WATSON		LCR Kawasaki - Quattro Plant JG Speedfit Kawasaki	<b>1:36.451</b>	7	9	<b>2.534</b>	0.355	90.82
6	6	ELLIS / RICHARDSON		LCR Honda - Santander Salt	<b>1:36.492</b>	5	8	<b>2.575</b>	0.041	90.78
7	58	KIRK / SMITHIES		LCR Yamaha - MK Racing	<b>1:36.522</b>	7	9	<b>2.605</b>	0.030	90.75
8	34	CHRISTIE / CHRISTIE		LCR Yamaha - CES Powerbiking	<b>1:37.084</b>	8	9	<b>3.167</b>	0.562	90.22
9	4	PEACH / EDWARDS		LCR Yamaha - Life Safety Motorsport	<b>1:37.333</b>	6	7	<b>3.416</b>	0.249	89.99
10	5	BIGGS / SCHMITZ		LCR Honda - Taurus Tools Ltd	<b>1:37.416</b>	9	9	<b>3.499</b>	0.083	89.92
11	9	WALKER / CHRISTIE		LCR Yamaha - TAG Racing Yamaha	<b>1:37.880</b>	5	11	<b>3.963</b>	0.464	89.49
12	18	BELL / ANDERSON		LCR Yamaha - Bell Racing / Marin Motorsports	<b>1:38.906</b>	4	8	<b>4.989</b>	1.026	88.56
13	111	CABLE / MASTERS		LCR Yamaha - Cable Racing/L&W Contractors	<b>1:39.673</b>	11	12	<b>5.756</b>	0.767	87.88
14	7	GRAY / PITT		LCR Yamaha - Brian Gray Powerbiking Team	<b>1:39.722</b>	4	9	<b>5.805</b>	0.049	87.84
15	2	BRYAN / HYDE		LCR Honda - CVR Global & GBM DEMOLITION	<b>1:39.747</b>	3	9	<b>5.830</b>	0.025	87.82
16	51	GILBERT / THOMAS		Adolf RS1 Yamaha - Draper Racing	<b>1:41.809</b>	7	7	<b>7.892</b>	2.062	86.04
17	11	NICHOLLS / COLE		LCR Honda - TSR Racing	<b>1:42.790</b>	6	7	<b>8.873</b>	0.981	85.22
18	25	MacLAURIN / HOPE		LCR Yamaha - Blue Group/Fileder Filters	<b>1:44.695</b>	7	7	<b>10.778</b>	1.905	83.67
19	175	CLARKE / CLARKE		Windle Yamaha - City Lifting/Centurion Packaging	<b>1:45.782</b>	1	4	<b>11.865</b>	1.087	82.81
20	92	HILDIGE / HILDIGE		LCR Yamaha - H&K Racing	<b>1:46.528</b>	3	8	<b>12.611</b>	0.746	82.23
21	10	ROBINSON / HAUXWELL		LCR Yamaha - Robinson Racing	<b>1:47.108</b>	3	5	<b>13.191</b>	0.580	81.78
QUALIFYING LAPTIME (115.0% of 1:33.917) = 1:48.004										
22	89	HAUXWELL / TAYLOR		LCR Suzuki - CKJ Racing Team	<b>1:50.738</b>	5	7	<b>16.821</b>	3.630	79.10
23	155	RUSSELL / BRYANT		Shelbourne Suzuki - True Heroes Racing/Laguna			1			

Weather / Track : Cloudy / Dry

These results are provisional until the conclusion of any judicial and technical matters.

Brands Hatch GP

Circuit Length = 2.4332 miles

Start: 12:55 Flag 13:15 End: 13:16

Race Director :	Stewards :	Timekeeper :
-----------------	------------	--------------

Results can be found at [www.britishsuperbike.com](http://www.britishsuperbike.com)

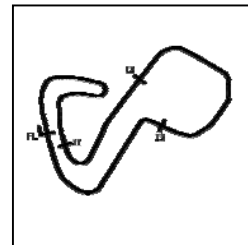
Printed - 13:18 Friday, 14 June 2019

# MCRCB BULLETIN TK037

## 2019 Bennetts British Superbike Championship - Round 4

## 2019 Molson Group British Sidecar Championship

### FREE PRACTICE - SECTOR ANALYSIS



SECTOR 1 = FL to I1, SECTOR 2 = I1 to I2 SECTOR 3 = I2 to I3, SECTOR 4 = I3 to FL, DIFF = Difference To Personal Best Lap, P = Crossed Finish Line in Pit Lane, D = Time Disallowed

P1		1		KERSHAW / CLARK				LCR Yamaha - Molson & Express Tyre Service							
IDEAL LAP TIME :		1:33.871		BEST LAP TIME :				1:33.917		DIFFERENCE :				0.046	
LAP	SECTOR 1	SECTOR 2	SECTOR 3	SECTOR 4	LAP TIME	MPH	DIFF	TIME OF DAY							
1 -	31.231	104.3	17.743	128.8	25.934	77.8	23.360	124.7	1:38.268	89.14	4.351	12:58:34.320			
2 -	30.484	104.6	17.587	129.3	25.203	88.8	22.748	125.6	1:36.022	91.22	2.105	13:00:10.342			
3 -	29.927	104.8	17.361	130.0	24.768	91.0	22.680	125.6	1:34.736	92.46	0.819	13:01:45.078			
4 -	<b>29.676</b>	104.5	17.245	<b>130.5</b>	24.684	88.3	22.986	125.6	1:34.591 (2)	92.60	0.674	13:03:19.669			
5 -	29.902	<b>105.5</b>	17.367	129.5	24.653	90.0	22.937	124.2	1:34.859	92.34	0.942	13:04:54.528			
6 -	30.477	100.7	17.458	128.5	25.797	85.8	IN PIT		4:50.674 P	30.13	3:16.757	13:09:45.202			
7 -	OUTLAP	99.8	17.740	128.3	25.216	85.4	23.579	124.0	1:46.620	82.15	12.703	13:11:31.822			
8 -	29.963	105.0	<b>17.105</b>	129.3	24.680	88.7	22.942	<b>126.3</b>	1:34.690 (3)	92.51	0.773	13:13:06.512			
9 -	30.233	104.8	17.322	129.3	24.667	93.4	22.595	124.9	1:34.817	92.38	0.900	13:14:41.329			
10 -	29.685	105.3	17.142	129.5	<b>24.534</b>	<b>96.5</b>	<b>22.556</b>	125.6	<b>1:33.917 (1)</b>	<b>93.27</b>		<b>13:16:15.246</b>			

P2		16		BIRCHALL / BIRCHALL				LCR Yamaha - Mitchells of Mansfield							
IDEAL LAP TIME :		1:33.969		BEST LAP TIME :				1:34.182		DIFFERENCE :				0.213	
LAP	SECTOR 1	SECTOR 2	SECTOR 3	SECTOR 4	LAP TIME	MPH	DIFF	TIME OF DAY							
1 -	31.067	103.0	17.337	<b>131.3</b>	26.349	81.7	IN PIT		7:02.231 P	20.74	5:28.049	13:03:55.270			
2 -	OUTLAP	102.7	17.592	130.8	26.186	87.6	23.112	126.1	1:51.951	78.24	17.769	13:05:47.221			
3 -	30.212	103.8	17.149	131.0	25.006	91.0	22.559	127.0	1:34.926 (3)	92.28	0.744	13:07:22.147			
4 -	<b>29.766</b>	<b>105.5</b>	<b>16.931</b>	<b>131.3</b>	<b>24.740</b>	93.5	22.745	<b>127.5</b>	<b>1:34.182 (1)</b>	<b>93.00</b>		<b>13:08:56.329</b>			
5 -	30.160	<b>105.5</b>	17.637	129.8	24.906	<b>96.0</b>	22.565	125.9	1:35.268	91.94	1.086	13:10:31.597			
6 -	29.828	104.6	17.065	131.0	24.857	95.0	<b>22.532</b>	126.1	1:34.282 (2)	92.91	0.100	13:12:05.879			

P3		100		STEVENS / CHARLWOOD				LCR Kawasaki - Quattro Plant JG Speedfit Kawasaki							
IDEAL LAP TIME :		1:34.085		BEST LAP TIME :				1:34.936		DIFFERENCE :				0.851	
LAP	SECTOR 1	SECTOR 2	SECTOR 3	SECTOR 4	LAP TIME	MPH	DIFF	TIME OF DAY							
1 -	30.852	101.5	17.811	131.0	25.549	86.9	22.899	126.3	1:37.111	90.20	2.175	12:58:26.306			
2 -	30.055	104.6	17.561	131.8	25.002	89.7	<b>22.571</b>	127.0	1:35.189 (3)	92.02	0.253	13:00:01.495			
3 -	29.924	104.6	<b>17.305</b>	<b>132.6</b>	25.239	90.8	22.657	127.0	1:35.125 (2)	92.08	0.189	13:01:36.620			
4 -	29.959	103.7	17.432	<b>132.6</b>	24.846	86.2	22.699	<b>127.5</b>	<b>1:34.936 (1)</b>	<b>92.27</b>		<b>13:03:11.556</b>			
5 -	<b>29.656</b>	<b>105.6</b>	17.464	<b>132.6</b>	<b>24.553</b>	<b>92.5</b>	23.547	88.1	1:35.220	91.99	0.284	13:04:46.776			

P4		3		HOLDEN / CAIN				ARS Kawasaki - SBR (Silicone Engineering / Barnes Racing)							
IDEAL LAP TIME :		1:35.614		BEST LAP TIME :				1:36.096		DIFFERENCE :				0.482	
LAP	SECTOR 1	SECTOR 2	SECTOR 3	SECTOR 4	LAP TIME	MPH	DIFF	TIME OF DAY							
1 -	31.914	102.9	18.053	130.5	25.968	89.7	23.289	125.9	1:39.224	88.28	3.128	12:58:35.754			
2 -	30.454	<b>105.8</b>	17.461	<b>131.5</b>	25.423	90.8	23.061	126.8	1:36.399	90.87	0.303	13:00:12.153			
3 -	<b>30.295</b>	104.3	17.563	131.0	25.325	88.7	IN PIT		2:03.091 P	71.16	26.995	13:02:15.244			
4 -	OUTLAP	101.8	17.542	130.5	25.788	86.8	22.928	126.6	1:45.241	83.23	9.145	13:04:00.485			
5 -	30.463	104.8	<b>17.266</b>	130.0	25.528	92.8	22.839	<b>127.8</b>	<b>1:36.096 (1)</b>	<b>91.15</b>		<b>13:05:36.581</b>			
6 -	30.550	103.7	17.306	131.0	25.424	93.7	23.117	125.6	1:36.397 (3)	90.87	0.301	13:07:12.978			
7 -	31.461	103.7	17.421	130.5	<b>25.262</b>	92.4	22.892	125.4	1:37.036	90.27	0.940	13:08:50.014			
8 -	30.847	104.0	17.268	130.8	25.268	94.3	<b>22.791</b>	126.1	1:36.174 (2)	91.08	0.078	13:10:26.188			
9 -	30.779	93.9	17.500	130.0	25.489	<b>94.5</b>	22.826	126.3	1:36.594	90.68	0.498	13:12:02.782			
10 -	33.796	96.9	17.454	126.6	26.216	87.9	IN PIT		4:38.408 P	31.46	3:02.312	13:16:41.190			

Weather / Track : Cloudy / Dry

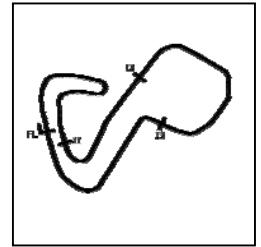
Brands Hatch GP  
Circuit Length = 2.4332 miles  
Start: 12:55 Flag 13:15 End: 13:16

MCRCB BULLETIN TK037

2019 Bennetts British Superbike Championship - Round 4

2019 Molson Group British Sidecar Championship

FREE PRACTICE - SECTOR ANALYSIS



SECTOR 1 = FL to I1, SECTOR 2 = I1 to I2 SECTOR 3 = I2 to I3, SECTOR 4 = I3 to FL, DIFF = Difference To Personal Best Lap, P = Crossed Finish Line in Pit Lane, D = Time Disallowed

P5 60		HOLLAND / WATSON				LCR Kawasaki - Quattro Plant JG Speedfit Kawasaki							
IDEAL LAP TIME : 1:36.212		BEST LAP TIME : 1:36.451				DIFFERENCE : 0.239							
LAP	SECTOR 1	SECTOR 2		SECTOR 3		SECTOR 4		LAP TIME	MPH	DIFF	TIME OF DAY		
1 -	31.183	100.3	17.822	126.3	25.694	83.8	23.390	123.3	1:38.089	89.30	1.638	12:58:29.332	
2 -	30.539	102.9	17.717	128.0	25.313	85.0	23.345	123.3	1:36.914	90.38	0.463	13:00:06.246	
3 -	30.419	101.6	<b>17.679</b>	<b>128.3</b>	25.266	85.4	23.113	123.5	1:36.477 (2)	90.79	0.026	13:01:42.723	
4 -	31.516	87.7	20.331	119.8	25.958	81.5	IN PIT		6:02.215 P	24.18	4:25.764	13:07:44.938	
5 -	OUTLAP	92.9	18.165	126.8	26.036	81.7	23.220	<b>124.9</b>	1:47.837	81.23	11.386	13:09:32.775	
6 -	30.564	102.1	17.916	127.5	25.178	87.9	<b>23.073</b>	123.3	1:36.731	90.55	0.280	13:11:09.506	
7 -	<b>30.360</b>	<b>103.2</b>	17.759	127.0	<b>25.100</b>	<b>88.7</b>	23.232	124.2	<b>1:36.451 (1)</b>	<b>90.82</b>		<b>13:12:45.957</b>	
8 -	31.643	96.1	18.056	120.2	26.161	80.5	23.304	124.0	1:39.164	88.33	2.713	13:14:25.121	
9 -	30.382	99.7	17.864	127.8	25.304	87.2	23.166	123.1	1:36.716 (3)	90.57	0.265	13:16:01.837	

P6 6		ELLIS / RICHARDSON				LCR Honda - Santander Salt							
IDEAL LAP TIME : 1:36.399		BEST LAP TIME : 1:36.492				DIFFERENCE : 0.093							
LAP	SECTOR 1	SECTOR 2		SECTOR 3		SECTOR 4		LAP TIME	MPH	DIFF	TIME OF DAY		
1 -	31.666	103.2	17.392	125.2	26.744	77.4	23.848	<b>124.7</b>	1:39.650	87.90	3.158	12:58:39.408	
2 -	31.867	<b>103.5</b>	17.471	123.1	25.878	84.8	23.383		1:38.599	88.84	2.107	13:00:18.007	
3 -	30.671	103.2	<b>17.296</b>	<b>126.3</b>	<b>25.484</b>	<b>91.6</b>	23.338	119.8	1:36.789 (2)	90.50	0.297	13:01:54.796	
4 -	30.846	102.7	17.500	125.4	25.730	87.1	23.263	123.1	1:37.339 (3)	89.99	0.847	13:03:32.135	
5 -	<b>30.512</b>	103.2	17.352	123.8	25.521	88.5	<b>23.107</b>	122.6	<b>1:36.492 (1)</b>	<b>90.78</b>		<b>13:05:08.627</b>	
6 -	31.807	100.4	17.864	122.0	26.700	83.3	IN PIT		4:58.562 P	29.34	3:22.070	13:10:07.189	
7 -		97.1	17.929	124.9	25.632	90.3	23.453		1:50.795	79.06	14.303	13:11:57.984	
8 -	30.683	100.9	17.955	120.6	25.807	87.3	23.393	120.2	1:37.838	89.53	1.346	13:13:35.822	

P7 58		KIRK / SMITHIES				LCR Yamaha - MK Racing							
IDEAL LAP TIME : 1:36.324		BEST LAP TIME : 1:36.522				DIFFERENCE : 0.198							
LAP	SECTOR 1	SECTOR 2		SECTOR 3		SECTOR 4		LAP TIME	MPH	DIFF	TIME OF DAY		
1 -	OUTLAP	84.8	19.888	113.7	30.394	71.5	25.484	117.9	2:09.920	67.42	33.398	12:57:17.998	
2 -	34.578	91.0	18.548	113.7	28.812	78.2	25.221	117.5	1:47.159	81.74	10.637	12:59:05.157	
3 -	33.621	91.0	18.254	120.9	27.644	78.4	IN PIT		5:44.063 P	25.45	4:07.541	13:04:49.220	
4 -	OUTLAP	94.2	18.128	121.1	26.658	85.9	23.758	<b>121.5</b>	1:49.121	80.27	12.599	13:06:38.341	
5 -	32.271	94.7	18.066	125.6	26.187	87.6	23.644	120.0	1:40.168	87.45	3.646	13:08:18.509	
6 -	31.061	100.0	17.786	126.8	26.094	<b>89.1</b>	23.467	119.1	1:38.408 (3)	89.01	1.886	13:09:56.917	
7 -	<b>30.401</b>	<b>103.7</b>	<b>17.392</b>	<b>129.8</b>	<b>25.235</b>	88.6	23.494	120.9	<b>1:36.522 (1)</b>	<b>90.75</b>		<b>13:11:33.439</b>	
8 -	30.562	102.9	17.403	128.5	25.795	88.6	<b>23.296</b>	120.2	1:37.056 (2)	90.25	0.534	13:13:10.495	
9 -	31.616	97.9	17.627	128.8	26.131	86.9	23.587	118.3	1:38.961	88.51	2.439	13:14:49.456	

P8 34		CHRISTIE / CHRISTIE				LCR Yamaha - CES Powerbiking							
IDEAL LAP TIME : 1:37.084		BEST LAP TIME : 1:37.084				DIFFERENCE : 0.000							
LAP	SECTOR 1	SECTOR 2		SECTOR 3		SECTOR 4		LAP TIME	MPH	DIFF	TIME OF DAY		
1 -	OUTLAP	86.1	19.649	112.5	28.470	75.3	24.402	122.9	1:55.912	75.57	18.828	12:58:04.731	
2 -	32.490	97.3	18.030	123.3	26.258	83.9	23.646	123.5	1:40.424	87.22	3.340	12:59:45.155	
3 -	31.065	102.4	17.736	125.9	25.898	<b>91.6</b>	23.266	<b>124.2</b>	1:37.965 (3)	89.41	0.881	13:01:23.120	
4 -	31.375	<b>102.7</b>	17.826	127.5	25.893	89.7	23.212	123.8	1:38.306	89.10	1.222	13:03:01.426	
5 -	30.913	101.6	17.658	127.8	25.873	80.9	IN PIT		5:31.235 P	26.44	3:54.151	13:08:32.661	
6 -	OUTLAP	88.0	18.633	121.7	26.724	87.1	23.628	123.3	1:52.934	77.56	15.850	13:10:25.595	
7 -	31.104	102.4	17.768	125.6	26.126	88.7	23.249	123.1	1:38.247	89.16	1.163	13:12:03.842	
8 -	<b>30.686</b>	<b>102.7</b>	<b>17.588</b>	128.5	<b>25.644</b>	90.3	<b>23.166</b>	123.1	<b>1:37.084 (1)</b>	<b>90.22</b>		<b>13:13:40.926</b>	
9 -	31.020	102.2	17.681	<b>128.8</b>	25.944	88.0	23.284	122.4	1:37.929 (2)	89.45	0.845	13:15:18.855	

Weather / Track : Cloudy / Dry

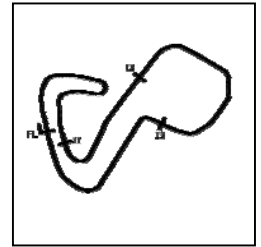
Brands Hatch GP  
Circuit Length = 2.4332 miles  
Start: 12:55 Flag 13:15 End: 13:16

MCRCB BULLETIN TK037

2019 Bennetts British Superbike Championship - Round 4

2019 Molson Group British Sidecar Championship

FREE PRACTICE - SECTOR ANALYSIS



SECTOR 1 = FL to I1, SECTOR 2 = I1 to I2 SECTOR 3 = I2 to I3, SECTOR 4 = I3 to FL, DIFF = Difference To Personal Best Lap, P = Crossed Finish Line in Pit Lane, D = Time Disallowed

P9		4		PEACH / EDWARDS				LCR Yamaha - Life Safety Motorsport					
IDEAL LAP TIME : 1:36.956		BEST LAP TIME : 1:37.333				DIFFERENCE : 0.377							
LAP	SECTOR 1	SECTOR 2		SECTOR 3		SECTOR 4		LAP TIME	MPH	DIFF	TIME OF DAY		
1 -	31.781	101.8	17.928	125.4	26.101	82.4	23.617	119.1	1:39.427	88.10	2.094	12:58:44.457	
2 -	30.872	<b>102.6</b>	17.774	125.9	25.840	87.2	23.361	120.4	1:37.847 (2)	89.52	0.514	13:00:22.304	
3 -	32.255	100.9	17.907	121.3	28.053	74.6	IN PIT		5:08.452 P	28.39	3:31.119	13:05:30.756	
4 -	OUTLAP	100.3	18.009	125.4	25.833	85.8	23.365	<b>121.1</b>	1:47.233	81.68	9.900	13:07:17.989	
5 -	30.636	<b>102.6</b>	<b>17.668</b>	125.9	26.140	<b>89.7</b>	23.590	120.9	1:38.034 (3)	89.35	0.701	13:08:56.023	
6 -	<b>30.440</b>	101.9	18.045	<b>126.8</b>	<b>25.520</b>	88.1	<b>23.328</b>	120.4	<b>1:37.333 (1)</b>	<b>89.99</b>		<b>13:10:33.356</b>	
7 -	34.204	95.4	19.330	111.8	28.161	74.3	IN PIT		2:17.950 P	63.50	40.617	13:12:51.306	

P10		5		BIGGS / SCHMITZ				LCR Honda - Taurus Tools Ltd					
IDEAL LAP TIME : 1:37.084		BEST LAP TIME : 1:37.416				DIFFERENCE : 0.332							
LAP	SECTOR 1	SECTOR 2		SECTOR 3		SECTOR 4		LAP TIME	MPH	DIFF	TIME OF DAY		
1 -	31.824	<b>101.9</b>	18.717	124.7	27.188	78.6	23.962	<b>122.9</b>	1:41.691	86.14	4.275	12:58:39.098	
2 -	31.118	101.5	18.061	124.7	26.094	85.5	23.813	121.7	1:39.086	88.40	1.670	13:00:18.184	
3 -	30.728	101.8	<b>17.832</b>	<b>125.2</b>	25.868	87.4	23.540	120.4	1:37.968 (2)	89.41	0.552	13:01:56.152	
4 -	30.815	101.0	17.884	119.8	25.992	87.4	IN PIT		5:31.397 P	26.43	3:53.981	13:07:27.549	
5 -	OUTLAP	100.6	20.184	121.3	26.228	88.7	23.711	121.3	1:49.703	79.85	12.287	13:09:17.252	
6 -	<b>30.487</b>	100.9	17.835	124.0	25.893	80.3	23.873	121.7	1:38.088 (3)	89.30	0.672	13:10:55.340	
7 -	31.507	100.9	18.174	122.0	26.870	<b>89.8</b>	23.606	119.1	1:40.157	87.46	2.741	13:12:35.497	
8 -	31.279	99.4	18.013	122.6	25.670	85.3	23.793	120.0	1:38.755	88.70	1.339	13:14:14.252	
9 -	30.705	99.4	17.946	122.2	<b>25.293</b>	88.4	<b>23.472</b>	119.8	<b>1:37.416 (1)</b>	<b>89.92</b>		<b>13:15:51.668</b>	

P11		9		WALKER / CHRISTIE				LCR Yamaha - TAG Racing Yamaha					
IDEAL LAP TIME : 1:37.508		BEST LAP TIME : 1:37.880				DIFFERENCE : 0.372							
LAP	SECTOR 1	SECTOR 2		SECTOR 3		SECTOR 4		LAP TIME	MPH	DIFF	TIME OF DAY		
1 -	OUTLAP	92.0	19.390	125.2	27.433	79.6	24.402	123.8	2:06.042	69.49	28.162	12:57:10.223	
2 -	32.165	99.2	18.167	<b>130.8</b>	26.527	78.5	24.037	<b>125.6</b>	1:40.896	86.82	3.016	12:58:51.119	
3 -	31.452	103.7	18.381	127.8	26.042	<b>90.5</b>	23.783	124.9	1:39.658	87.89	1.778	13:00:30.777	
4 -	31.056	100.9	17.883	130.0	25.873	85.1	23.481	123.3	1:38.293	89.11	0.413	13:02:09.070	
5 -	<b>30.677</b>	102.2	<b>17.669</b>	<b>130.8</b>	25.946	86.7	23.588	124.7	<b>1:37.880 (1)</b>	<b>89.49</b>		<b>13:03:46.950</b>	
6 -	31.020	103.4	17.807	129.5	25.840	88.4	23.598	124.2	1:38.265	89.14	0.385	13:05:25.215	
7 -	30.973	<b>104.0</b>	17.685	128.8	26.000	85.5	23.528	124.7	1:38.186 (3)	89.21	0.306	13:07:03.401	
8 -	31.155	102.9	17.757	129.0	26.028	85.0	<b>23.389</b>	122.9	1:38.329	89.08	0.449	13:08:41.730	
9 -	35.140	72.1					IN PIT		3:35.261 P	40.69	1:57.381	13:12:16.991	
10 -	OUTLAP	100.1	18.414	127.3	27.821	77.3	24.373	123.3	1:54.032	76.81	16.152	13:14:11.023	
11 -	31.116	102.7	17.825	128.5	<b>25.773</b>	89.3	23.442	125.2	1:38.156 (2)	89.24	0.276	13:15:49.179	

P12		18		BELL / ANDERSON				LCR Yamaha - Bell Racing / Marin Motorsports					
IDEAL LAP TIME : 1:38.649		BEST LAP TIME : 1:38.906				DIFFERENCE : 0.257							
LAP	SECTOR 1	SECTOR 2		SECTOR 3		SECTOR 4		LAP TIME	MPH	DIFF	TIME OF DAY		
1 -	32.590	98.3	18.489	125.2	27.308	82.3	24.218	118.3	1:42.605	85.37	3.699	12:58:39.021	
2 -	32.149	98.8	18.164	<b>127.8</b>	26.614	<b>87.1</b>	23.707	<b>121.3</b>	1:40.634	87.04	1.728	13:00:19.655	
3 -	31.395	98.6	18.157	125.6	26.189	84.9	23.690	120.6	1:39.431	88.09	0.525	13:01:59.086	
4 -	31.283	<b>99.7</b>	<b>17.887</b>	126.1	<b>26.040</b>	83.9	23.696	121.1	<b>1:38.906 (1)</b>	<b>88.56</b>		<b>13:03:37.992</b>	
5 -	<b>31.139</b>	98.9	18.210	124.2	26.324	84.6	23.731	119.1	1:39.404	88.12	0.498	13:05:17.396	
6 -	31.458	<b>99.7</b>	18.191	124.2	26.341	83.8	23.802	118.5	1:39.792	87.78	0.886	13:06:57.188	
7 -	31.192	99.5	18.073	124.5	26.142	86.2	<b>23.583</b>	121.1	1:38.990 (2)	88.49	0.084	13:08:36.178	
8 -	31.226	98.2	18.097	124.2	26.129	86.7	23.912	120.6	1:39.364 (3)	88.15	0.458	13:10:15.542	

Weather / Track : Cloudy / Dry

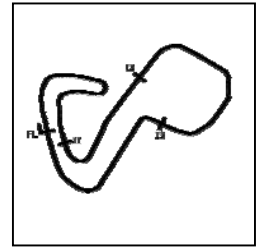
Brands Hatch GP  
Circuit Length = 2.4332 miles  
Start: 12:55 Flag 13:15 End: 13:16

MCRCB BULLETIN TK037

2019 Bennetts British Superbike Championship - Round 4

2019 Molson Group British Sidecar Championship

FREE PRACTICE - SECTOR ANALYSIS



SECTOR 1 = FL to I1, SECTOR 2 = I1 to I2 SECTOR 3 = I2 to I3, SECTOR 4 = I3 to FL, DIFF = Difference To Personal Best Lap, P = Crossed Finish Line in Pit Lane, D = Time Disallowed

P13 111		CABLE / MASTERS				LCR Yamaha - Cable Racing/L&W Contractors						
IDEAL LAP TIME : 1:39.639		BEST LAP TIME : 1:39.673				DIFFERENCE : 0.034						
LAP	SECTOR 1	SECTOR 2		SECTOR 3		SECTOR 4		LAP TIME	MPH	DIFF	TIME OF DAY	
1 -	OUTLAP	84.5	19.790	114.7	30.460	70.4	25.408	122.2	2:07.907	68.48	28.234	12:57:18.293
2 -	33.755	93.3	18.599	118.3	28.380	77.4	24.983	122.2	1:45.717	82.86	6.044	12:59:04.010
3 -	32.653	99.4	18.252	118.7	27.356	83.6	24.157	122.2	1:42.418	85.53	2.745	13:00:46.428
4 -	32.118	96.4	18.344	120.6	27.631	79.7	24.869	122.2	1:42.962	85.07	3.289	13:02:29.390
5 -	32.209	98.2	18.231	124.2	27.277	83.5	24.302	123.1	1:42.019	85.86	2.346	13:04:11.409
6 -	32.170	97.2	18.371	124.5	26.873	86.2	24.017	123.3	1:41.431	86.36	1.758	13:05:52.840
7 -	31.962	97.3	18.140	<b>125.9</b>	26.994	87.6	24.144	<b>123.5</b>	1:41.240	86.52	1.567	13:07:34.080
8 -	32.068	98.3	18.095	120.9	26.754	83.7	23.925	122.6	1:40.842	86.86	1.169	13:09:14.922
9 -	31.550	<b>100.3</b>	18.089	123.3	26.667	85.0	<b>23.737</b>	122.2	1:40.043 (3)	87.56	0.370	13:10:54.965
10 -	31.711	98.5	18.665	122.0	27.177	84.6	23.953	121.7	1:41.506	86.29	1.833	13:12:36.471
11 -	<b>31.493</b>	97.6	<b>18.080</b>	124.5	<b>26.329</b>	<b>89.3</b>	23.771	120.9	<b>1:39.673 (1)</b>	<b>87.88</b>		<b>13:14:16.144</b>
12 -	31.556	98.2	18.137	125.4	26.431	86.7	23.794	123.3	1:39.918 (2)	87.67	0.245	13:15:56.062

P14 7		GRAY / PITT				LCR Yamaha - Brian Gray Powerbiking Team						
IDEAL LAP TIME : 1:38.903		BEST LAP TIME : 1:39.722				DIFFERENCE : 0.819						
LAP	SECTOR 1	SECTOR 2		SECTOR 3		SECTOR 4		LAP TIME	MPH	DIFF	TIME OF DAY	
1 -	33.308	97.6	18.279	125.2	27.419	71.6	24.512	122.6	1:43.518	84.62	3.796	12:58:51.037
2 -	32.686	96.9	18.363	127.3	26.551	86.7	<b>23.405</b>	<b>123.8</b>	1:41.005	86.72	1.283	13:00:32.042
3 -	32.367	98.6	18.078	<b>128.0</b>	26.252	87.6	23.467	123.1	1:40.164 (3)	87.45	0.442	13:02:12.206
4 -	<b>31.674</b>	<b>99.5</b>	17.949	<b>128.0</b>	26.615	81.6	23.484	123.3	<b>1:39.722 (1)</b>	<b>87.84</b>		<b>13:03:51.928</b>
5 -	32.095	99.1	18.212	127.5	<b>25.902</b>	<b>88.6</b>	23.724	<b>123.8</b>	1:39.933 (2)	87.65	0.211	13:05:31.861
6 -	31.894	98.1	<b>17.922</b>	<b>128.0</b>	26.858	79.9	24.146	122.6	1:40.820	86.88	1.098	13:07:12.681
7 -	31.930	96.8	18.470	125.9	26.759	82.1	IN PIT		5:07.527 P	28.48	3:27.805	13:12:20.208
8 -	OUTLAP	92.5	19.306	121.5	28.482	74.7	24.909	121.7	1:54.607	76.43	14.885	13:14:14.815
9 -	33.047	91.5	18.652	123.8	27.544	78.2	24.228	123.3	1:43.471	84.65	3.749	13:15:58.286

P15 2		BRYAN / HYDE				LCR Honda - CVR Global & GBM DEMOLITION						
IDEAL LAP TIME : 1:38.789		BEST LAP TIME : 1:39.747				DIFFERENCE : 0.958						
LAP	SECTOR 1	SECTOR 2		SECTOR 3		SECTOR 4		LAP TIME	MPH	DIFF	TIME OF DAY	
1 -	32.772	97.9	18.396	115.5	27.248	84.6	23.815	119.4	1:42.231	85.68	2.484	12:58:47.231
2 -	31.930	99.1	18.514	122.4	26.302	86.2	<b>23.659</b>	120.0	1:40.405	87.24	0.658	13:00:27.636
3 -	31.517	98.8	18.124	122.2	26.337	83.9	23.769	119.4	<b>1:39.747 (1)</b>	<b>87.82</b>		<b>13:02:07.383</b>
4 -	31.802	96.9	18.198	122.6	26.224	86.4	23.802	<b>122.2</b>	1:40.026 (3)	87.57	0.279	13:03:47.409
5 -	<b>31.056</b>	<b>100.7</b>	18.128	<b>125.2</b>	26.085	86.2	IN PIT		5:06.238 P	28.60	3:26.491	13:08:53.647
6 -	OUTLAP	99.4	18.189	124.2	26.573	<b>89.4</b>	24.097	119.8	1:51.083	78.85	11.336	13:10:44.730
7 -	31.666	98.2	18.408	122.6	26.020	84.0	23.984	119.1	1:40.078	87.53	0.331	13:12:24.808
8 -	32.219	100.6	<b>18.072</b>	124.2	<b>26.002</b>	87.2	23.721	119.4	1:40.014 (2)	87.58	0.267	13:14:04.822
9 -	31.835	95.5	18.137	123.5	27.209	78.7	IN PIT		2:01.519 P	72.08	21.772	13:16:06.341

P16 51		GILBERT / THOMAS				Adolf RS1 Yamaha - Draper Racing						
IDEAL LAP TIME : 1:41.809		BEST LAP TIME : 1:41.809				DIFFERENCE : 0.000						
LAP	SECTOR 1	SECTOR 2		SECTOR 3		SECTOR 4		LAP TIME	MPH	DIFF	TIME OF DAY	
1 -	OUTLAP	76.0	21.670	102.2	33.357	60.3	27.837	110.1	2:08.279	68.28	26.470	12:57:38.753
2 -	36.229	85.1	19.708	107.0	31.112	66.3	26.665	111.4	1:53.714	77.03	11.905	12:59:32.467
3 -	34.917	87.4	19.312	107.5	30.534	69.8	24.950	118.3	1:49.713 (3)	79.84	7.904	13:01:22.180
4 -	33.522	91.4	18.855	<b>120.9</b>	28.082	75.3	24.609	118.9	1:45.068 (2)	83.37	3.259	13:03:07.248
5 -	33.282	89.5	19.335	117.3	27.730	77.4	IN PIT		8:19.912 P	17.52	6:38.103	13:11:27.160
6 -	OUTLAP	92.8	19.182	<b>120.9</b>	27.172	77.1	24.389	<b>119.4</b>	1:55.773	75.66	13.964	13:13:22.933
7 -	<b>32.181</b>	<b>95.8</b>	<b>18.666</b>	120.2	<b>26.826</b>	<b>78.2</b>	<b>24.136</b>	<b>119.4</b>	<b>1:41.809 (1)</b>	<b>86.04</b>		<b>13:15:04.742</b>

Weather / Track : Cloudy / Dry

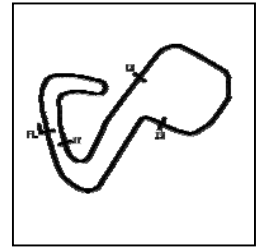
Brands Hatch GP  
Circuit Length = 2.4332 miles  
Start: 12:55 Flag 13:15 End: 13:16

MCRCB BULLETIN TK037

2019 Bennetts British Superbike Championship - Round 4

2019 Molson Group British Sidecar Championship

FREE PRACTICE - SECTOR ANALYSIS



SECTOR 1 = FL to I1, SECTOR 2 = I1 to I2 SECTOR 3 = I2 to I3, SECTOR 4 = I3 to FL, DIFF = Difference To Personal Best Lap, P = Crossed Finish Line in Pit Lane, D = Time Disallowed

P17 11		NICHOLLS / COLE				LCR Honda - TSR Racing						
IDEAL LAP TIME : 1:42.406		BEST LAP TIME : 1:42.790				DIFFERENCE : 0.384						
LAP	SECTOR 1	SECTOR 2		SECTOR 3		SECTOR 4		LAP TIME	MPH	DIFF	TIME OF DAY	
1 -	33.897	95.1	18.752	115.9	28.258	78.4	24.805	119.8	1:45.712	82.86	2.922	12:58:53.749
2 -	32.526	94.6	18.555	112.9	28.518	79.1	24.689	120.2	1:44.288 (3)	83.99	1.498	13:00:38.037
3 -	32.940	95.4	18.700	111.4	28.122	81.7	IN PIT		4:40.895 P	31.18	2:58.105	13:05:18.932
4 -	OUTLAP	92.4	18.689	114.7	27.853	76.3	24.720	120.4	1:54.065	76.79	11.275	13:07:12.997
5 -	32.944	<b>97.6</b>	18.712	120.0	27.699	81.6	24.944	<b>120.9</b>	1:44.299	83.98	1.509	13:08:57.296
6 -	<b>32.309</b>	95.5	18.706	116.5	27.254	81.4	<b>24.521</b>	118.7	<b>1:42.790 (1)</b>	<b>85.22</b>		<b>13:10:40.086</b>
7 -	32.483	93.3	<b>18.496</b>	<b>121.3</b>	<b>27.080</b>	<b>82.9</b>	24.779	119.1	1:42.838 (2)	85.18	0.048	13:12:22.924

P18 25		MacLAURIN / HOPE				LCR Yamaha - Blue Group/Fileder Filters						
IDEAL LAP TIME : 1:44.287		BEST LAP TIME : 1:44.695				DIFFERENCE : 0.408						
LAP	SECTOR 1	SECTOR 2		SECTOR 3		SECTOR 4		LAP TIME	MPH	DIFF	TIME OF DAY	
1 -	OUTLAP	68.6	22.262	92.4	34.700	59.8	27.948	110.5	2:14.661	65.05	29.966	12:57:38.259
2 -	36.082	83.0	20.027	103.4	31.113	68.7	26.382	113.5	1:53.604	77.10	8.909	12:59:31.863
3 -	34.791	89.3	19.611	107.7	30.573	70.0	26.337	113.3	1:51.312 (3)	78.69	6.617	13:01:23.175
4 -	34.674	87.0	19.551	112.7	31.675	61.7	IN PIT		8:00.840 P	18.21	6:16.145	13:09:24.015
5 -	OUTLAP	87.4	19.543	111.8	29.176	73.3	25.233	<b>115.9</b>	1:58.058	74.19	13.363	13:11:22.073
6 -	<b>33.060</b>	<b>93.4</b>	19.178	116.5	28.172	79.3	25.000	113.9	1:45.410 (2)	83.10	0.715	13:13:07.483
7 -	33.468	<b>93.4</b>	<b>18.744</b>	<b>118.7</b>	<b>27.885</b>	<b>79.8</b>	<b>24.598</b>	114.5	<b>1:44.695 (1)</b>	<b>83.67</b>		<b>13:14:52.178</b>

P19 175		CLARKE / CLARKE				Windle Yamaha - City Lifting/Centurion Packaging						
IDEAL LAP TIME : 1:43.483		BEST LAP TIME : 1:45.782				DIFFERENCE : 2.299						
LAP	SECTOR 1	SECTOR 2		SECTOR 3		SECTOR 4		LAP TIME	MPH	DIFF	TIME OF DAY	
1 -	33.141	93.3	<b>19.133</b>	118.7	27.910	72.7	25.598	115.5	<b>1:45.782 (1)</b>	<b>82.81</b>		<b>12:58:51.911</b>
2 -	33.193	91.0	19.526	117.9	28.349	79.7	25.016	114.1	1:46.084 (2)	82.57	0.302	13:00:37.995
3 -	<b>32.221</b>	<b>94.3</b>	19.765	91.5	32.704	70.9	IN PIT		8:18.361 P	17.57	6:32.579	13:08:56.356
4 -	OUTLAP	92.0	19.247	117.9	<b>27.459</b>	<b>85.2</b>	<b>24.670</b>	113.9	1:53.368	77.26	7.586	13:10:49.724

P20 92		HILDIGE / HILDIGE				LCR Yamaha - H&K Racing						
IDEAL LAP TIME : 1:44.998		BEST LAP TIME : 1:46.528				DIFFERENCE : 1.530						
LAP	SECTOR 1	SECTOR 2		SECTOR 3		SECTOR 4		LAP TIME	MPH	DIFF	TIME OF DAY	
1 -	OUTLAP	84.8	20.365	105.5	31.148	79.1	26.324	118.1	2:04.849	70.16	18.321	12:57:23.951
2 -	34.708	89.3	19.528	114.9	29.457	81.2	25.282	118.7	1:48.975	80.38	2.447	12:59:12.926
3 -	33.447	91.5	19.284	120.2	28.554	80.1	<b>25.243</b>	118.3	<b>1:46.528 (1)</b>	<b>82.23</b>		<b>13:00:59.454</b>
4 -	<b>32.956</b>	91.5	18.966	116.5	28.961	69.8	26.342	<b>118.9</b>	1:47.225 (3)	81.69	0.697	13:02:46.679
5 -	33.222	90.5	18.951	<b>122.4</b>	<b>28.011</b>	<b>83.0</b>	IN PIT		5:03.321 P	28.87	3:16.793	13:07:50.000
6 -	OUTLAP	90.8	19.645	114.7	29.396	80.7	25.496	116.9	1:56.515	75.18	9.987	13:09:46.515
7 -	33.513	92.0	19.287	119.8	28.566	77.6	25.457	117.9	1:46.823 (2)	82.00	0.295	13:11:33.338
8 -	33.275	<b>93.2</b>	<b>18.788</b>	119.4	29.551	77.8	IN PIT		3:30.895 P	41.53	1:44.367	13:15:04.233

P21 10		ROBINSON / HAUXWELL				LCR Yamaha - Robinson Racing						
IDEAL LAP TIME : 1:45.619		BEST LAP TIME : 1:47.108				DIFFERENCE : 1.489						
LAP	SECTOR 1	SECTOR 2		SECTOR 3		SECTOR 4		LAP TIME	MPH	DIFF	TIME OF DAY	
1 -	OUTLAP	84.6	19.724	111.8	30.877	67.5	26.103	113.9	2:07.272	68.82	20.164	12:57:21.247
2 -	34.725	89.9	19.801	112.9	28.575	77.5	25.679	114.7	1:48.780 (3)	80.52	1.672	12:59:10.027
3 -	33.792	95.5	<b>19.086</b>	<b>120.0</b>	28.584	76.7	25.646	113.9	<b>1:47.108 (1)</b>	<b>81.78</b>		<b>13:00:57.135</b>
4 -	33.837	<b>95.8</b>	19.436	118.7	29.708	70.4	<b>25.386</b>	<b>117.5</b>	1:48.367 (2)	80.83	1.259	13:02:45.502
5 -	<b>33.383</b>	95.0	19.305	118.9	<b>27.764</b>	<b>79.7</b>	IN PIT		12:09.516 P	12.00	10:22.408	13:14:55.018

Weather / Track : Cloudy / Dry

Brands Hatch GP  
 Circuit Length = 2.4332 miles  
 Start: 12:55 Flag 13:15 End: 13:16

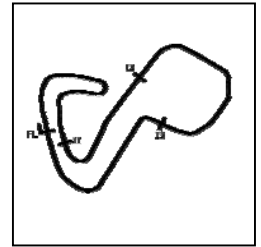


**MCRCB BULLETIN TK037**

**2019 Bennetts British Superbike Championship - Round 4**

**2019 Molson Group British Sidecar Championship**

**FREE PRACTICE - SECTOR ANALYSIS**



SECTOR 1 = FL to I1, SECTOR 2 = I1 to I2 SECTOR 3 = I2 to I3, SECTOR 4 = I3 to FL, DIFF = Difference To Personal Best Lap, P = Crossed Finish Line in Pit Lane, D = Time Disallowed

<b>P22 89</b>		<b>HAUXWELL / TAYLOR</b>				LCR Suzuki - CKJ Racing Team							
IDEAL LAP TIME : 1:48.641		BEST LAP TIME : 1:50.738				DIFFERENCE : 2.097							
LAP	SECTOR 1	SECTOR 2		SECTOR 3		SECTOR 4		LAP TIME	MPH	DIFF	TIME OF DAY		
1 -	39.996	59.2		1:08.639		47.1 IN PIT		89.9	2:42.392	<b>P</b>	53.94	51.654	13:00:43.000
2 -	OUTLAP	81.1	19.952	93.9	32.236	67.3	27.517	114.1	2:04.595		70.30	13.857	13:02:47.595
3 -	35.874	85.1	19.937	96.9	31.654	67.8	27.864	114.3	1:55.329	<b>(3)</b>	75.95	4.591	13:04:42.924
4 -	36.266	85.1	19.595	101.9	30.851	69.7	26.161	116.5	1:52.873	<b>(2)</b>	77.60	2.135	13:06:35.797
5 -	35.262	81.9	19.213	103.7	30.491	<b>74.9</b>	<b>25.772</b>	<b>117.3</b>	<b>1:50.738</b>	<b>(1)</b>	<b>79.10</b>		<b>13:08:26.535</b>
6 -	<b>34.199</b>	<b>90.9</b>	<b>18.924</b>	106.3	<b>29.746</b>	74.5	IN PIT		5:23.078	<b>P</b>	27.11	3:32.340	13:13:49.613
7 -	OUTLAP	89.8	19.255	<b>108.4</b>	29.945	72.0	26.852	112.4	1:59.310		73.42	8.572	13:15:48.923

<b>P23 155</b>		<b>RUSSELL / BRYANT</b>				Shelbourne Suzuki - True Heroes Racing/Laguna							
IDEAL LAP TIME : 19:40.453		BEST LAP TIME :				DIFFERENCE :							
LAP	SECTOR 1	SECTOR 2		SECTOR 3		SECTOR 4		LAP TIME	MPH	DIFF	TIME OF DAY		
1 -	OUTLAP	<b>74.3</b>	21.694	<b>100.9</b>	<b>33.444</b>	59.8	<b>27.729</b>	<b>112.7</b>	2:07.637		68.63		12:57:39.018



**MCRCB BULLETIN TK039****2019 Bennetts British Superbike Championship - Round 4****2019 Molson Group British Sidecar Championship****FREE PRACTICE - BEST SPEEDS**

POS	INTERMEDIATE 1			INTERMEDIATE 2			INTERMEDIATE 3			FINISH LINE		
	NO	NAME	MPH	NO	NAME	MPH	NO	NAME	MPH	NO	NAME	MPH
1	3	HOLDEN / CAIN	105.8	100	STEVENS / CHARLWOOD	132.6	1	KERSHAW / CLARK	96.5	3	HOLDEN / CAIN	127.8
2	100	STEVENS / CHARLWOOD	105.6	3	HOLDEN / CAIN	131.5	16	BIRCHALL / BIRCHALL	96.0	16	BIRCHALL / BIRCHALL	127.5
3	1	KERSHAW / CLARK	105.5	16	BIRCHALL / BIRCHALL	131.3	3	HOLDEN / CAIN	94.5	100	STEVENS / CHARLWOOD	127.5
4	16	BIRCHALL / BIRCHALL	105.5	9	WALKER / CHRISTIE	130.8	100	STEVENS / CHARLWOOD	92.5	1	KERSHAW / CLARK	126.3
5	9	WALKER / CHRISTIE	104.0	1	KERSHAW / CLARK	130.5	6	ELLIS / RICHARDSON	91.6	9	WALKER / CHRISTIE	125.6
6	58	KIRK / SMITHIES	103.7	58	KIRK / SMITHIES	129.8	34	CHRISTIE / CHRISTIE	91.6	60	HOLLAND / WATSON	124.9
7	6	ELLIS / RICHARDSON	103.5	34	CHRISTIE / CHRISTIE	128.8	9	WALKER / CHRISTIE	90.5	6	ELLIS / RICHARDSON	124.7
8	60	HOLLAND / WATSON	103.2	60	HOLLAND / WATSON	128.3	5	BIGGS / SCHMITZ	89.8	34	CHRISTIE / CHRISTIE	124.2
9	34	CHRISTIE / CHRISTIE	102.7	7	GRAY / PITT	128.0	4	PEACH / EDWARDS	89.7	7	GRAY / PITT	123.8
10	4	PEACH / EDWARDS	102.6	18	BELL / ANDERSON	127.8	2	BRYAN / HYDE	89.4	111	CABLE / MASTERS	123.5
11	5	BIGGS / SCHMITZ	101.9	4	PEACH / EDWARDS	126.8	111	CABLE / MASTERS	89.3	5	BIGGS / SCHMITZ	122.9
12	2	BRYAN / HYDE	100.7	6	ELLIS / RICHARDSON	126.3	58	KIRK / SMITHIES	89.1	2	BRYAN / HYDE	122.2
13	111	CABLE / MASTERS	100.3	111	CABLE / MASTERS	125.9	60	HOLLAND / WATSON	88.7	58	KIRK / SMITHIES	121.5
14	18	BELL / ANDERSON	99.7	5	BIGGS / SCHMITZ	125.2	7	GRAY / PITT	88.6	18	BELL / ANDERSON	121.3
15	7	GRAY / PITT	99.5	2	BRYAN / HYDE	125.2	18	BELL / ANDERSON	87.1	4	PEACH / EDWARDS	121.1
16	11	NICHOLLS / COLE	97.6	92	HILDIGE / HILDIGE	122.4	175	CLARKE / CLARKE	85.2	11	NICHOLLS / COLE	120.9
17	51	GILBERT / THOMAS	95.8	11	NICHOLLS / COLE	121.3	92	HILDIGE / HILDIGE	83.0	51	GILBERT / THOMAS	119.4
18	10	ROBINSON / HAUXWELL	95.8	175	CLARKE / CLARKE	121.1	11	NICHOLLS / COLE	82.9	92	HILDIGE / HILDIGE	118.9
19	175	CLARKE / CLARKE	94.3	51	GILBERT / THOMAS	120.9	25	MacLAURIN / HOPE	79.8	10	ROBINSON / HAUXWELL	117.5
20	25	MacLAURIN / HOPE	93.4	10	ROBINSON / HAUXWELL	120.0	10	ROBINSON / HAUXWELL	79.7	89	HAUXWELL / TAYLOR	117.3
21	92	HILDIGE / HILDIGE	93.2	25	MacLAURIN / HOPE	118.7	51	GILBERT / THOMAS	78.2	25	MacLAURIN / HOPE	115.9
22	89	HAUXWELL / TAYLOR	90.9	89	HAUXWELL / TAYLOR	108.4	89	HAUXWELL / TAYLOR	74.9	175	CLARKE / CLARKE	115.9
23	155	RUSSELL / BRYANT	74.3	155	RUSSELL / BRYANT	100.9	155	RUSSELL / BRYANT	66.2	155	RUSSELL / BRYANT	112.7

Weather / Track : Cloudy / Dry

Brands Hatch GP

Circuit Length = 2.4332 miles

Start: 12:55 Flag 13:15 End: 13:16

Results can be found at [www.tsl-timing.com](http://www.tsl-timing.com)

Printed - 13:19 Friday, 14 June 2019

# MCRCB BULLETIN TK040

## 2019 Bennetts British Superbike Championship - Round 4

## 2019 Molson Group British Sidecar Championship

### FREE PRACTICE - STATISTICS

**Competitors Started** 23  
**Planned Start** 2019-06-14 @ 12:55:00.000  
**Actual Start** 2019-06-14 @ 12:55:02.315  
**Finish Time** 2019-06-14 @ 13:15:02.315  
**Track Length** 2.4332mi.  
**Total Laps** 177  
**Total Distance Covered** 430.6922mi.

### Session Fastest Lap History

NO	NAME	LAP TIME	TIME OF DAY	LAP	VEHICLE
100	STEVENS / CHARLWOOD	1:37.111	12:58:26.321	1	LCR Kawasaki
100	STEVENS / CHARLWOOD	1:35.189	13:00:01.510	2	LCR Kawasaki
100	STEVENS / CHARLWOOD	1:35.125	13:01:36.635	3	LCR Kawasaki
1	KERSHAW / CLARK	1:34.736	13:01:45.092	3	LCR Yamaha
1	KERSHAW / CLARK	1:34.591	13:03:19.683	4	LCR Yamaha
16	BIRCHALL / BIRCHALL	1:34.182	13:08:56.347	4	LCR Yamaha
1	KERSHAW / CLARK	1:33.917	13:16:15.259	10	LCR Yamaha

### Flag History

TYPE	TIME OF DAY
GREEN	12:55:02.315
FINISH	13:15:02.315

### Flag Statistics

TYPE	COUNT	TOTAL LAPS	TOTAL TIME
Green	1	12	21:51.637
Red	0	0	0.000
Safety Car	0	0	0.000
FCY	0	0	0.000

Weather / Track : Cloudy / Dry

These results are provisional until the conclusion of any judicial and technical matters.

Brands Hatch GP

Circuit Length = 2.4332 miles

Start: 12:55 Flag 13:15 End: 13:16

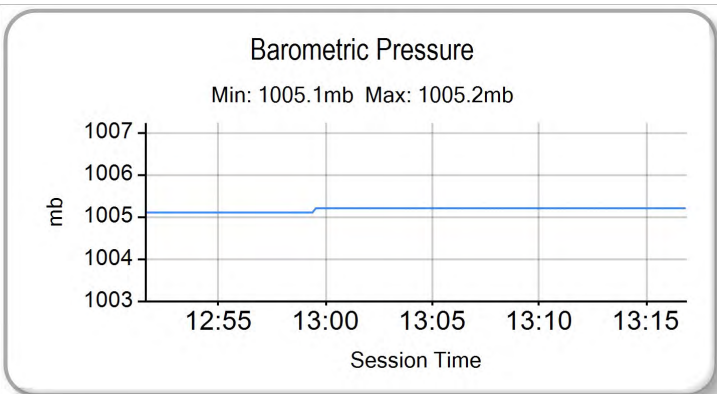
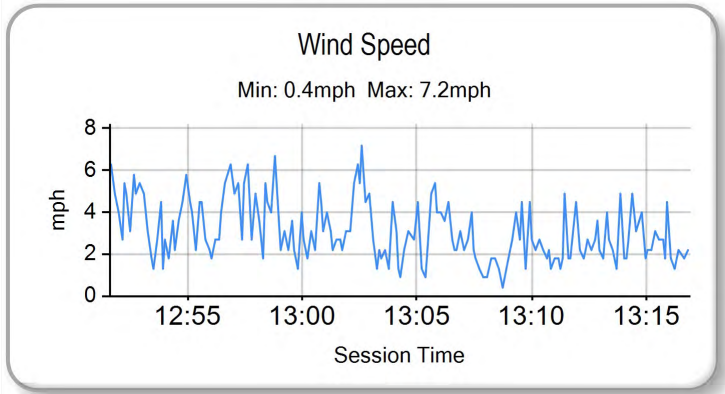
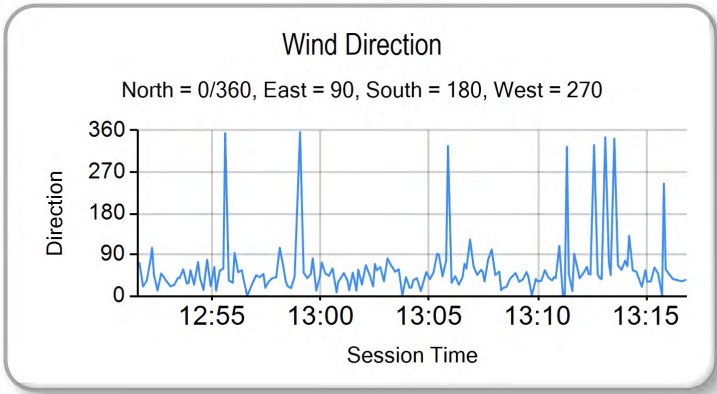
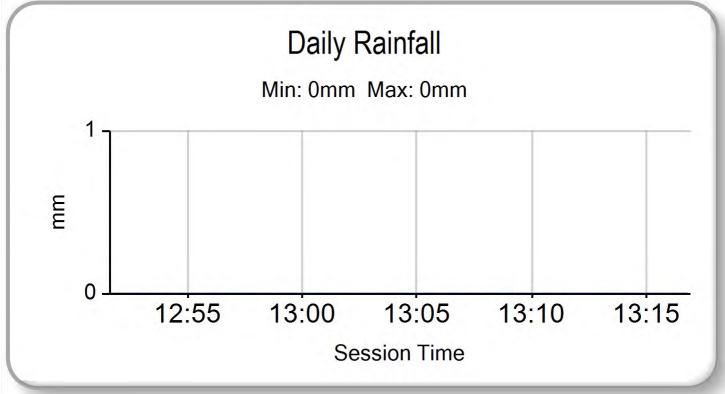
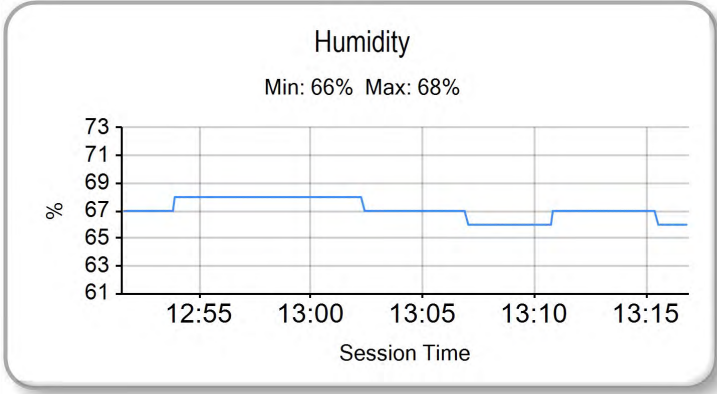
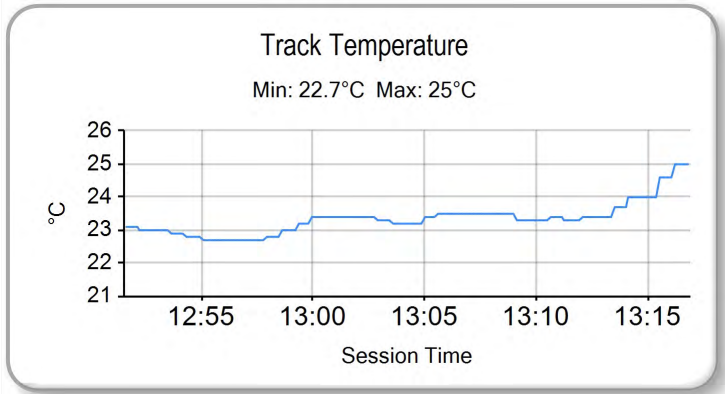
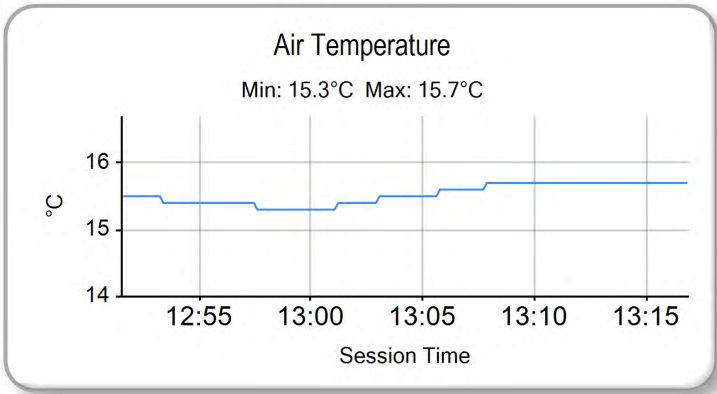
Race Director :	Stewards :	Timekeeper :
-----------------	------------	--------------

# MCRCB BULLETIN TK041

## 2019 Bennetts British Superbike Championship - Round 4

## 2019 Molson Group British Sidecar Championship

### FREE PRACTICE - WEATHER CONDITIONS



Weather / Track : Cloudy / Dry

Results can be found at [www.tsl-timing.com](http://www.tsl-timing.com)

Brands Hatch GP  
Circuit Length = 2.4332 miles  
Start: 12:55 Flag 13:15 End: 13:16

Printed - 13:20 Friday, 14 June 2019

## QUALIFYING - CLASSIFICATION

POS	NO	NAME	NAT	ENTRY	TIME	ON	LAPS	GAP	DIFF	MPH
1	16	BIRCHALL / BIRCHALL		LCR Yamaha - Mitchells of Mansfield	<b>1:33.249</b>	9	9			93.94
2	100	STEVENS / CHARLWOOD		LCR Kawasaki - Quattro Plant JG Speedfit Kawasaki	<b>1:33.706</b>	8	9	<b>0.457</b>	0.457	93.48
3	1	KERSHAW / CLARK		LCR Yamaha - Molson & Express Tyre Service	<b>1:34.011</b>	11	11	<b>0.762</b>	0.305	93.17
4	6	ELLIS / RICHARDSON		LCR Honda - Santander Salt	<b>1:34.391</b>	5	9	<b>1.142</b>	0.380	92.80
5	3	HOLDEN / CAIN		ARS Kawasaki - SBR (Silicone Engineering / Barnes Raci	<b>1:34.809</b>	11	12	<b>1.560</b>	0.418	92.39
6	34	CHRISTIE / CHRISTIE		LCR Yamaha - CES Powerbiking	<b>1:35.087</b>	7	8	<b>1.838</b>	0.278	92.12
7	60	HOLLAND / WATSON		LCR Kawasaki - Quattro Plant JG Speedfit Kawasaki	<b>1:35.091</b>	7	9	<b>1.842</b>	0.004	92.12
8	4	PEACH / EDWARDS		LCR Yamaha - Life Safety Motorsport	<b>1:35.360</b>	8	10	<b>2.111</b>	0.269	91.86
9	5	BIGGS / SCHMITZ		LCR Honda - Taurus Tools Ltd	<b>1:35.992</b>	10	10	<b>2.743</b>	0.632	91.25
10	58	KIRK / SMITHIES		LCR Yamaha - MK Racing	<b>1:36.140</b>	9	9	<b>2.891</b>	0.148	91.11
11	9	WALKER / CHRISTIE		LCR Yamaha - TAG Racing Yamaha	<b>1:36.594</b>	10	10	<b>3.345</b>	0.454	90.68
12	7	GRAY / PITT		LCR Yamaha - Brian Gray Powerbiking Team	<b>1:37.344</b>	5	12	<b>4.095</b>	0.750	89.98
13	18	BELL / ANDERSON		LCR Yamaha - Bell Racing / Marin Motorsports	<b>1:38.272</b>	5	11	<b>5.023</b>	0.928	89.13
14	2	BRYAN / HYDE		LCR Honda - CVR Global & GBM DEMOLITION	<b>1:38.272</b>	7	9	<b>5.023</b>	0.000	89.13
15	111	CABLE / MASTERS		LCR Yamaha - Cable Racing/L&W Contractors	<b>1:38.898</b>	8	12	<b>5.649</b>	0.626	88.57
16	51	GILBERT / THOMAS		Adolf RS1 Yamaha - Draper Racing	<b>1:40.443</b>	7	7	<b>7.194</b>	1.545	87.21
17	11	NICHOLLS / COLE		LCR Honda - TSR Racing	<b>1:41.032</b>	7	11	<b>7.783</b>	0.589	86.70
18	175	CLARKE / CLARKE		Windle Yamaha - City Lifting/Centurion Packaging	<b>1:42.098</b>	5	8	<b>8.849</b>	1.066	85.79
19	92	HILDIGE / HILDIGE		LCR Yamaha - H&K Racing	<b>1:43.900</b>	5	9	<b>10.651</b>	1.802	84.31
20	89	HAUXWELL / TAYLOR		LCR Suzuki - CKJ Racing Team	<b>1:43.930</b>	6	9	<b>10.681</b>	0.030	84.28
21	25	MacLAURIN / HOPE		LCR Yamaha - Blue Group/Fielder Filters	<b>1:44.135</b>	3	4	<b>10.886</b>	0.205	84.12
22	155	RUSSELL / BRYANT		Shelbourne Suzuki - True Heroes Racing/Laguna	<b>1:44.213</b>	9	10	<b>10.964</b>	0.078	84.05
23	10	ROBINSON / HAUXWELL		LCR Yamaha - Robinson Racing	<b>1:44.289</b>	3	6	<b>11.040</b>	0.076	83.99

QUALIFYING LAPTIME (115.0% of 1:33.249) = 1:47.236

Weather / Track : Cloudy / Dry

These results are provisional until the conclusion of any judicial and technical matters.

Brands Hatch GP

Circuit Length = 2.4332 miles

Start: 17:52 Flag 18:12 End: 18:14

Race Director :	Stewards :	Timekeeper :
-----------------	------------	--------------

Results can be found at [www.britishsuperbike.com](http://www.britishsuperbike.com)

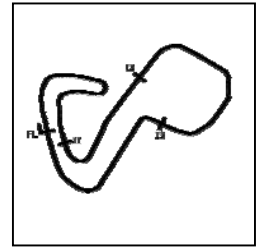
Printed - 18:14 Friday, 14 June 2019

MCRCB BULLETIN TK080

2019 Bennetts British Superbike Championship - Round 4

2019 Molson Group British Sidecar Championship

QUALIFYING - SECTOR ANALYSIS



SECTOR 1 = FL to I1, SECTOR 2 = I1 to I2 SECTOR 3 = I2 to I3, SECTOR 4 = I3 to FL, DIFF = Difference To Personal Best Lap, P = Crossed Finish Line in Pit Lane, D = Time Disallowed

P1 16		BIRCHALL / BIRCHALL				LCR Yamaha - Mitchells of Mansfield						
IDEAL LAP TIME : 1:32.734		BEST LAP TIME : 1:33.249				DIFFERENCE : 0.515						
LAP	SECTOR 1	SECTOR 2		SECTOR 3		SECTOR 4		LAP TIME	MPH	DIFF	TIME OF DAY	
1 -	OUTLAP	96.4	18.315	124.7	26.698	86.4	23.550	124.5	1:49.598	79.92	16.349	17:53:51.348
2 -	30.067	104.3	17.096	130.5	24.921	95.5	22.549	126.3	1:34.633	92.56	1.384	17:55:25.981
3 -	29.736	104.2	<b>16.985</b>	129.5	24.558	<b>96.8</b>	22.518	124.7	1:33.797 (3)	93.39	0.548	17:56:59.778
4 -	29.766	105.1	17.079	129.8	24.537	96.4	22.491	124.7	1:33.873	93.31	0.624	17:58:33.651
5 -	29.646	105.5	17.351	129.3	25.565	86.9	IN PIT		8:12.589 P	17.78	6:39.340	18:06:46.240
6 -	OUTLAP	103.5	17.812	106.8	26.530	81.8	23.188	125.4	1:53.367	77.26	20.118	18:08:39.607
7 -	31.847	105.1	17.238	130.0	24.687	94.6	<b>22.247</b>	<b>126.8</b>	1:36.019	91.23	2.770	18:10:15.626
8 -	<b>29.371</b>	<b>106.3</b>	17.294	129.8	24.635	95.5	22.290	125.2	1:33.590 (2)	93.59	0.341	18:11:49.216
9 -	29.377	105.0	17.059	<b>131.0</b>	<b>24.131</b>	96.2	22.682	123.5	<b>1:33.249 (1)</b>	<b>93.94</b>		<b>18:13:22.465</b>

P2 100		STEVENS / CHARLWOOD				LCR Kawasaki - Quattro Plant JG Speedfit Kawasaki						
IDEAL LAP TIME : 1:33.693		BEST LAP TIME : 1:33.706				DIFFERENCE : 0.013						
LAP	SECTOR 1	SECTOR 2		SECTOR 3		SECTOR 4		LAP TIME	MPH	DIFF	TIME OF DAY	
1 -	OUTLAP	76.0	21.810	92.6	32.251	72.6	28.860	92.3	2:07.747	68.57	34.041	17:54:11.311
2 -	36.326	80.4	20.891	100.3	30.091	72.5	26.752	104.6	1:54.060	76.80	20.354	17:56:05.371
3 -	34.764	84.6	19.947	106.1	28.634	75.4	25.426	107.5	1:48.771	80.53	15.065	17:57:54.142
4 -	32.821	91.8	19.190	113.5	27.305	79.6	24.089	118.7	1:43.405	84.71	9.699	17:59:37.547
5 -	31.270	90.3	19.211	102.9	28.725	79.3	24.027	122.4	1:43.233	84.85	9.527	18:01:20.780
6 -	30.723	101.3	17.652	127.8	26.298	87.8	22.952	126.8	1:37.625	89.72	3.919	18:02:58.405
7 -	30.111	102.9	17.458	132.1	25.201	91.4	22.521	127.5	1:35.291 (3)	91.92	1.585	18:04:33.696
8 -	<b>29.667</b>	105.1	17.215	133.4	<b>24.515</b>	<b>94.2</b>	<b>22.309</b>	127.3	<b>1:33.706 (1)</b>	<b>93.48</b>		<b>18:06:07.402</b>
9 -	29.773	<b>105.5</b>	<b>17.202</b>	<b>133.6</b>	25.042	91.8	23.038	<b>129.0</b>	1:35.055 (2)	92.15	1.349	18:07:42.457

P3 1		KERSHAW / CLARK				LCR Yamaha - Molson & Express Tyre Service						
IDEAL LAP TIME : 1:33.507		BEST LAP TIME : 1:34.011				DIFFERENCE : 0.504						
LAP	SECTOR 1	SECTOR 2		SECTOR 3		SECTOR 4		LAP TIME	MPH	DIFF	TIME OF DAY	
1 -	OUTLAP	93.7	17.922	122.4	27.459	78.2	23.689	123.8	1:49.701	79.85	15.690	17:53:57.041
2 -	30.952	101.3	17.494	128.3	26.121	83.7	24.194	124.2	1:38.761	88.69	4.750	17:55:35.802
3 -	30.699	<b>105.8</b>	17.356	<b>130.3</b>	25.673	89.9	22.969	124.9	1:36.697	90.59	2.686	17:57:12.499
4 -	31.098	87.1	17.739	127.3	25.965	86.9	22.838	125.4	1:37.640	89.71	3.629	17:58:50.139
5 -	30.109	104.3	17.237	129.5	24.851	<b>97.5</b>	<b>22.485</b>	124.9	1:34.682	92.51	0.671	18:00:24.821
6 -	30.036	104.8	17.414	129.5	25.541	87.2	IN PIT		3:56.951 P	36.96	2:22.940	18:04:21.772
7 -	OUTLAP	103.2	17.539	128.3	25.116	90.8	22.931	125.2	1:43.309	84.79	9.298	18:06:05.081
8 -	29.996	105.5	17.216	129.5	24.506	96.2	22.503	<b>126.6</b>	1:34.221 (3)	92.97	0.210	18:07:39.302
9 -	29.929	104.6	17.194	129.3	24.384	96.1	22.676	125.6	1:34.183 (2)	93.00	0.172	18:09:13.485
10 -	29.810	105.5	<b>17.009</b>	129.8	24.596	87.6	23.299	124.5	1:34.714	92.48	0.703	18:10:48.199
11 -	<b>29.808</b>	105.1	17.094	129.5	<b>24.205</b>	96.6	22.904	125.2	<b>1:34.011 (1)</b>	<b>93.17</b>		<b>18:12:22.210</b>

P4 6		ELLIS / RICHARDSON				LCR Honda - Santander Salt						
IDEAL LAP TIME : 1:34.154		BEST LAP TIME : 1:34.391				DIFFERENCE : 0.237						
LAP	SECTOR 1	SECTOR 2		SECTOR 3		SECTOR 4		LAP TIME	MPH	DIFF	TIME OF DAY	
1 -	95.3	18.006	127.0	27.422	78.2	23.484		1:47.397	81.56	13.006	17:53:57.213	
2 -	30.951	96.4	17.457	<b>129.3</b>	26.197	85.2	23.407	123.3	1:38.012	89.37	3.621	17:55:35.225
3 -	30.034	103.5	17.249	125.9	25.044	92.5	22.964		1:35.291	91.92	0.900	17:57:10.516
4 -	30.098	103.5	<b>17.246</b>	126.6	24.811	<b>92.9</b>	<b>22.676</b>		1:34.831 (3)	92.37	0.440	17:58:45.347
5 -	29.628	<b>105.0</b>	17.265	124.7	24.678	92.4	22.820		<b>1:34.391 (1)</b>	<b>92.80</b>		<b>18:00:19.738</b>
6 -	31.812	93.7	18.042	119.6	28.265	79.7	IN PIT		7:15.727 P	20.10	5:41.336	18:07:35.465
7 -	102.7	17.625	127.3	25.506	92.8	22.917	123.1	1:44.861	83.53	10.470	18:09:20.326	
8 -	29.769	104.8	17.383	128.8	<b>24.658</b>	92.5	22.682	<b>123.8</b>	1:34.492 (2)	92.70	0.101	18:10:54.818
9 -	<b>29.574</b>	104.5	17.321	128.8	24.857	91.0	23.769	111.8	1:35.521	91.70	1.130	18:12:30.339

Weather / Track : Cloudy / Dry

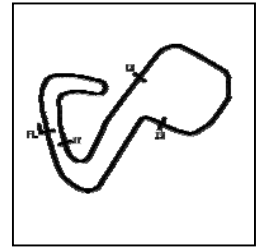
Brands Hatch GP  
Circuit Length = 2.4332 miles  
Start: 17:52 Flag 18:12 End: 18:14

MCRCB BULLETIN TK080

2019 Bennetts British Superbike Championship - Round 4

2019 Molson Group British Sidecar Championship

QUALIFYING - SECTOR ANALYSIS



SECTOR 1 = FL to I1, SECTOR 2 = I1 to I2 SECTOR 3 = I2 to I3, SECTOR 4 = I3 to FL, DIFF = Difference To Personal Best Lap, P = Crossed Finish Line in Pit Lane, D = Time Disallowed

P5		3		HOLDEN / CAIN				ARS Kawasaki - SBR (Silicone Engineering / Barnes Racing)				
IDEAL LAP TIME : 1:34.716		BEST LAP TIME : 1:34.809		DIFFERENCE : 0.093								
LAP	SECTOR 1	SECTOR 2		SECTOR 3		SECTOR 4		LAP TIME	MPH	DIFF	TIME OF DAY	
1 -	OUTLAP	98.3	18.118	125.2	27.433	85.1	23.677	125.4	1:50.537	79.24	15.728	17:53:56.768
2 -	31.064	104.6	17.565	130.3	25.987	90.3	24.092	118.3	1:38.708	88.74	3.899	17:55:35.476
3 -	30.767	105.8	17.501	131.5	25.609	94.1	22.785	126.8	1:36.662	90.62	1.853	17:57:12.138
4 -	30.267	105.6	17.359	131.3	25.361	93.3	22.827	125.9	1:35.814	91.42	1.005	17:58:47.952
5 -	30.046	105.6	17.205	131.5	25.096	95.4	<b>22.648</b>	125.4	1:34.995 (2)	92.21	0.186	18:00:22.947
6 -	30.228	105.1	17.336	131.5	26.389	92.0	22.909	125.9	1:36.862	90.43	2.053	18:01:59.809
7 -	30.000	105.6	18.043	118.3	27.769	81.4	IN PIT		3:20.569 P	43.67	1:45.760	18:05:20.378
8 -	OUTLAP	104.2	17.441	131.0	25.209	<b>95.7</b>	22.813	126.8	1:46.359	82.36	11.550	18:07:06.737
9 -	30.463	104.6	17.225	131.5	25.093	<b>95.7</b>	22.831	<b>127.0</b>	1:35.612	91.61	0.803	18:08:42.349
10 -	30.681	106.1	17.211	131.3	25.110	94.9	22.661	126.6	1:35.663	91.56	0.854	18:10:18.012
11 -	29.876	<b>106.8</b>	17.205	<b>132.1</b>	<b>25.020</b>	94.6	22.708	125.6	<b>1:34.809 (1)</b>	<b>92.39</b>		<b>18:11:52.821</b>
12 -	<b>29.846</b>	105.5	<b>17.202</b>	131.3	25.297	93.2	22.738	125.6	1:35.083 (3)	92.12	0.274	18:13:27.904

P6		34		CHRISTIE / CHRISTIE				LCR Yamaha - CES Powerbiking				
IDEAL LAP TIME : 1:34.926		BEST LAP TIME : 1:35.087		DIFFERENCE : 0.161								
LAP	SECTOR 1	SECTOR 2		SECTOR 3		SECTOR 4		LAP TIME	MPH	DIFF	TIME OF DAY	
1 -	OUTLAP	97.5	18.672	120.6	26.793	87.2	23.425	123.8	1:50.238	79.46	15.151	17:54:58.271
2 -	30.649	104.0	17.389	<b>129.3</b>	25.300	93.9	22.842	124.0	1:36.180	91.07	1.093	17:56:34.451
3 -	30.332	105.0	17.281	129.0	25.192	92.8	22.851	123.5	1:35.656	91.57	0.569	17:58:10.107
4 -	30.177	<b>105.3</b>	17.360	129.0	25.077	93.5	22.766	123.1	1:35.380 (2)	91.84	0.293	17:59:45.487
5 -	30.128	103.8	17.533	128.8	26.432	72.3	IN PIT		5:13.944 P	27.90	3:38.857	18:04:59.431
6 -	OUTLAP	96.4	17.978	126.6	25.703	90.4	22.977	<b>125.2</b>	1:46.608	82.16	11.521	18:06:46.039
7 -	<b>29.998</b>	104.6	17.301	129.0	<b>24.973</b>	<b>94.1</b>	22.815	124.2	<b>1:35.087 (1)</b>	<b>92.12</b>		<b>18:08:21.126</b>
8 -	30.075	104.5	<b>17.195</b>	<b>129.3</b>	25.373	<b>94.1</b>	<b>22.760</b>	123.3	1:35.403 (3)	91.81	0.316	18:09:56.529

P7		60		HOLLAND / WATSON				LCR Kawasaki - Quattro Plant JG Speedfit Kawasaki				
IDEAL LAP TIME : 1:35.091		BEST LAP TIME : 1:35.091		DIFFERENCE : 0.000								
LAP	SECTOR 1	SECTOR 2		SECTOR 3		SECTOR 4		LAP TIME	MPH	DIFF	TIME OF DAY	
1 -	OUTLAP	81.6	19.146	125.2	27.440	76.3	24.068	123.8	2:04.953	70.10	29.862	17:54:07.274
2 -	31.413	97.6	17.652	129.3	26.262	77.2	27.214	125.2	1:42.541	85.42	7.450	17:55:49.815
3 -	30.392	103.0	17.650	129.3	25.209	90.9	22.965	125.2	1:36.216 (3)	91.04	1.125	17:57:26.031
4 -	30.160	<b>103.7</b>	17.454	<b>130.0</b>	24.847	<b>91.3</b>	23.052	125.2	1:35.513 (2)	91.71	0.422	17:59:01.544
5 -	32.188	84.0	18.667	112.0	26.681	80.3	IN PIT		4:35.192 P	31.83	3:00.101	18:03:36.736
6 -	OUTLAP	90.3	18.232	124.9	25.838	84.4	23.279	125.2	1:46.530	82.22	11.439	18:05:23.266
7 -	<b>30.065</b>	103.4	<b>17.444</b>	129.3	<b>24.770</b>	89.3	<b>22.812</b>	<b>126.1</b>	<b>1:35.091 (1)</b>	<b>92.12</b>		<b>18:06:58.357</b>
8 -	30.424	100.3	17.613	128.3	25.578	84.8	23.575	125.2	1:37.190	90.13	2.099	18:08:35.547
9 -	30.100	102.1	17.675	128.5	25.824	83.4	23.943	124.5	1:37.542	89.80	2.451	18:10:13.089

P8		4		PEACH / EDWARDS				LCR Yamaha - Life Safety Motorsport				
IDEAL LAP TIME : 1:35.318		BEST LAP TIME : 1:35.360		DIFFERENCE : 0.042								
LAP	SECTOR 1	SECTOR 2		SECTOR 3		SECTOR 4		LAP TIME	MPH	DIFF	TIME OF DAY	
1 -	OUTLAP	99.5	17.951	126.1	27.771	82.4	25.116	119.4	1:49.020	80.35	13.660	17:54:04.802
2 -	30.631	<b>103.5</b>	17.804	<b>128.3</b>	26.017	87.6	24.290	117.3	1:38.742	88.71	3.382	17:55:43.544
3 -	30.415	101.9	17.743	126.1	26.144	89.0	23.299	121.1	1:37.601	89.75	2.241	17:57:21.145
4 -	30.328	103.4	17.514	126.8	25.217	90.5	23.759	118.1	1:36.818 (3)	90.47	1.458	17:58:57.963
5 -	<b>30.257</b>	102.6	17.446	125.9	25.092	91.3	23.276	119.6	1:36.071 (2)	91.18	0.711	18:00:34.034
6 -	32.526	97.5	18.690	111.4	27.312	80.5	IN PIT		3:50.226 P	38.04	2:14.866	18:04:24.260
7 -	OUTLAP	103.2	17.720	127.8	25.814	87.1	23.989	121.1	1:43.299	84.80	7.939	18:06:07.559
8 -	30.299	103.4	<b>17.376</b>	<b>128.3</b>	<b>24.766</b>	<b>91.6</b>	<b>22.919</b>	<b>124.2</b>	<b>1:35.360 (1)</b>	<b>91.86</b>		<b>18:07:42.919</b>
9 -	33.527	87.0	18.570	118.7	27.778	71.7	IN PIT		2:36.008 P	56.14	1:00.648	18:10:18.927
10 -	OUTLAP	92.6	18.298	124.9	25.873	85.9	23.435	120.4	1:43.669	84.49	8.309	18:12:02.596

Weather / Track : Cloudy / Dry

Brands Hatch GP  
Circuit Length = 2.4332 miles  
Start: 17:52 Flag 18:12 End: 18:14

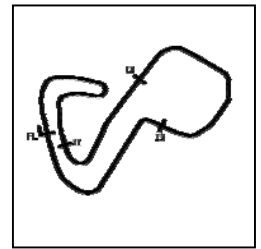


**MCRCB BULLETIN TK080**

**2019 Bennetts British Superbike Championship - Round 4**

**2019 Molson Group British Sidecar Championship**

**QUALIFYING - SECTOR ANALYSIS**



SECTOR 1 = FL to I1, SECTOR 2 = I1 to I2 SECTOR 3 = I2 to I3, SECTOR 4 = I3 to FL, DIFF = Difference To Personal Best Lap, P = Crossed Finish Line in Pit Lane, D = Time Disallowed

<b>P9 5</b>		<b>BIGGS / SCHMITZ</b>				LCR Honda - Taurus Tools Ltd						
IDEAL LAP TIME : 1:35.965		BEST LAP TIME : 1:35.992				DIFFERENCE : 0.027						
LAP	SECTOR 1	SECTOR 2		SECTOR 3		SECTOR 4		LAP TIME	MPH	DIFF	TIME OF DAY	
1 -	OUTLAP	96.2	18.304	117.5	28.286	80.4	23.895	120.9	1:48.165	80.98	12.173	17:54:03.115
2 -	31.248	<b>102.6</b>	17.881	<b>126.6</b>	26.659	87.0	23.717	<b>122.4</b>	1:39.505	88.03	3.513	17:55:42.620
3 -	30.942	101.2	17.980	124.5	25.779	90.5	23.470	120.9	1:38.171	89.23	2.179	17:57:20.791
4 -	31.134	101.2	17.749	125.4	25.391	89.4	23.447	119.8	1:37.721	89.64	1.729	17:58:58.512
5 -	30.893	101.3	17.835	125.9	25.419	90.4	23.369	120.4	1:37.516 (3)	89.82	1.524	18:00:36.028
6 -	30.739	100.1	18.083	122.6	25.204	<b>92.1</b>	23.589	118.7	1:37.615	89.73	1.623	18:02:13.643
7 -	31.255	79.3						IN PIT	5:23.269 P	27.09	3:47.277	18:07:36.912
8 -	OUTLAP	97.8	18.356	123.5	26.200	87.7	23.355		1:47.353	81.59	11.361	18:09:24.265
9 -	30.297	100.1	17.857	122.6	24.897	90.4	<b>23.121</b>	122.0	1:36.172 (2)	91.08	0.180	18:11:00.437
10 -	<b>30.266</b>	100.1	<b>17.721</b>	122.6	<b>24.857</b>	91.8	23.148	120.6	<b>1:35.992 (1)</b>	<b>91.25</b>		<b>18:12:36.429</b>

<b>P10 58</b>		<b>KIRK / SMITHIES</b>				LCR Yamaha - MK Racing						
IDEAL LAP TIME : 1:36.129		BEST LAP TIME : 1:36.140				DIFFERENCE : 0.011						
LAP	SECTOR 1	SECTOR 2		SECTOR 3		SECTOR 4		LAP TIME	MPH	DIFF	TIME OF DAY	
1 -	OUTLAP	92.4	18.906	124.0	27.885	82.7	24.708	118.1	1:49.183	80.23	13.043	17:54:17.438
2 -	32.158	94.1	18.023	126.3	26.428	78.1	24.066	119.6	1:40.675	87.01	4.535	17:55:58.113
3 -	30.842	100.6	17.530	128.8	25.555	88.1	23.237	120.2	1:37.164 (3)	90.15	1.024	17:57:35.277
4 -	30.565	103.5	17.329	<b>131.3</b>	25.926	86.3	26.101	93.2	1:39.921	87.66	3.781	17:59:15.198
5 -	31.561	100.4	17.721	127.0	26.046	90.0		IN PIT	5:22.042 P	27.20	3:45.902	18:04:37.240
6 -	OUTLAP	97.6	17.902	119.4	26.764	86.5	23.494	120.4	1:51.586	78.50	15.446	18:06:28.826
7 -	30.486	100.7	17.644	127.8	25.860	89.4	23.345	120.2	1:37.335	89.99	1.195	18:08:06.161
8 -	<b>30.152</b>	<b>104.3</b>	17.716	127.8	<b>25.527</b>	89.1	23.207	<b>120.9</b>	1:36.602 (2)	90.67	0.462	18:09:42.763
9 -	30.154	102.9	<b>17.273</b>	128.0	25.536	<b>93.3</b>	<b>23.177</b>	120.2	<b>1:36.140 (1)</b>	<b>91.11</b>		<b>18:11:18.903</b>

<b>P11 9</b>		<b>WALKER / CHRISTIE</b>				LCR Yamaha - TAG Racing Yamaha						
IDEAL LAP TIME : 1:36.445		BEST LAP TIME : 1:36.594				DIFFERENCE : 0.149						
LAP	SECTOR 1	SECTOR 2		SECTOR 3		SECTOR 4		LAP TIME	MPH	DIFF	TIME OF DAY	
1 -	OUTLAP	99.2	18.226	116.1	28.146	85.1	23.709	122.9	1:49.036	80.33	12.442	17:54:02.394
2 -	31.375	104.3	18.029	128.3	25.564	87.1	23.384	<b>124.9</b>	1:38.352	89.06	1.758	17:55:40.746
3 -	30.739	103.5	17.661	129.5	<b>25.385</b>	<b>91.0</b>	23.443	124.0	1:37.228 (2)	90.09	0.634	17:57:17.974
4 -	30.508	104.6	17.679	129.0	25.858	87.4	23.679	124.0	1:37.724	89.63	1.130	17:58:55.698
5 -	30.427	104.0	18.352	129.0	25.670	87.7	23.539	123.5	1:37.988	89.39	1.394	18:00:33.686
6 -	30.586	103.2	17.639	129.0	25.660	85.8	23.709	120.4	1:37.594	89.75	1.000	18:02:11.280
7 -	36.614	71.8						IN PIT	5:42.542 P	25.57	4:05.948	18:07:53.822
8 -	OUTLAP	92.4	19.521	122.9	27.476	83.1	23.867	123.8	1:53.436	77.22	16.842	18:09:47.258
9 -	30.749	104.0	17.654	128.5	25.553	89.3	<b>23.321</b>	124.2	1:37.277 (3)	90.05	0.683	18:11:24.535
10 -	<b>30.263</b>	<b>105.0</b>	<b>17.476</b>	<b>130.3</b>	25.513	89.0	23.342	123.5	<b>1:36.594 (1)</b>	<b>90.68</b>		<b>18:13:01.129</b>

<b>P12 7</b>		<b>GRAY / PITT</b>				LCR Yamaha - Brian Gray Powerbiking Team						
IDEAL LAP TIME : 1:36.636		BEST LAP TIME : 1:37.344				DIFFERENCE : 0.708						
LAP	SECTOR 1	SECTOR 2		SECTOR 3		SECTOR 4		LAP TIME	MPH	DIFF	TIME OF DAY	
1 -	OUTLAP	83.8	18.835	118.1	27.907	86.0	23.914	121.1	1:49.552	79.96	12.208	17:54:13.402
2 -	31.345	101.2	17.844	<b>127.8</b>	25.933	86.2	23.448	<b>124.5</b>	1:38.570	88.86	1.226	17:55:51.972
3 -	31.646	101.9	17.928	124.9	25.656	85.5	23.293	122.4	1:38.523	88.91	1.179	17:57:30.495
4 -	31.059	102.4	17.790	126.3	25.637	88.7	<b>22.978</b>	122.4	1:37.464 (2)	89.87	0.120	17:59:07.959
5 -	<b>30.545</b>	<b>102.9</b>	18.033	125.9	25.526	86.5	23.240	120.9	<b>1:37.344 (1)</b>	<b>89.98</b>		<b>18:00:45.303</b>
6 -	31.038	102.2	<b>17.757</b>	126.6	25.515	90.8	23.304	121.7	1:37.614 (3)	89.73	0.270	18:02:22.917
7 -	30.990	101.6	18.301	125.4	25.656	90.0	23.351	122.0	1:38.298	89.11	0.954	18:04:01.215
8 -	30.858	100.3	18.100	126.3	25.827	85.5	23.508	122.6	1:38.293	89.11	0.949	18:05:39.508
9 -	31.230	96.6	18.222	125.9	25.714	83.9	23.191	123.8	1:38.357	89.06	1.013	18:07:17.865
10 -	31.199	102.1	17.812	125.6	<b>25.356</b>	<b>91.6</b>	23.356	122.4	1:37.723	89.63	0.379	18:08:55.588
11 -	31.423	101.5	18.190	126.3	27.120	87.7	23.403	122.0	1:40.136	87.47	2.792	18:10:35.724
12 -	31.294	102.6	18.044	125.4	25.539	84.9	23.731	120.6	1:38.608	88.83	1.264	18:12:14.332

Weather / Track : Cloudy / Dry

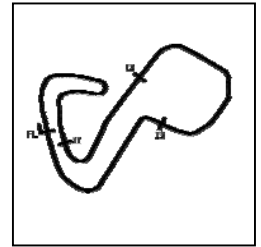
Brands Hatch GP  
Circuit Length = 2.4332 miles  
Start: 17:52 Flag 18:12 End: 18:14

MCRCB BULLETIN TK080

2019 Bennetts British Superbike Championship - Round 4

2019 Molson Group British Sidecar Championship

QUALIFYING - SECTOR ANALYSIS



SECTOR 1 = FL to I1, SECTOR 2 = I1 to I2 SECTOR 3 = I2 to I3, SECTOR 4 = I3 to FL, DIFF = Difference To Personal Best Lap, P = Crossed Finish Line in Pit Lane, D = Time Disallowed

P13 18		BELL / ANDERSON						LCR Yamaha - Bell Racing / Marin Motorsports				
IDEAL LAP TIME : 1:37.877		BEST LAP TIME : 1:38.272				DIFFERENCE : 0.395						
LAP	SECTOR 1	SECTOR 2		SECTOR 3		SECTOR 4		LAP TIME	MPH	DIFF	TIME OF DAY	
1 -	OUTLAP	93.0	18.760	121.7	28.379	79.3	24.707	120.9	1:53.144	77.42	14.872	17:54:01.448
2 -	32.007	98.2	18.440	118.3	26.707	89.5	23.709	<b>122.2</b>	1:40.863	86.84	2.591	17:55:42.311
3 -	31.157	101.2	18.107	<b>127.8</b>	26.686	90.1	23.569	121.7	1:39.519	88.02	1.247	17:57:21.830
4 -	<b>30.828</b>	<b>101.6</b>	18.120	126.3	26.169	90.1	<b>23.512</b>	121.1	<b>1:38.629 (2)</b>	88.81	0.357	17:59:00.459
5 -	31.009	100.4	<b>17.910</b>	125.9	<b>25.627</b>	<b>95.7</b>	23.726	120.0	<b>1:38.272 (1)</b>	<b>89.13</b>		<b>18:00:38.731</b>
6 -	31.159	99.5	17.948	126.3	26.353	86.1	23.911	119.1	1:39.371	88.15	1.099	18:02:18.102
7 -	31.055	98.6	18.345	124.7	26.228	86.4	23.668	117.9	1:39.296	88.21	1.024	18:03:57.398
8 -	31.076	99.2	18.050	124.2	26.166	90.0	23.879	120.2	1:39.171	<b>(3)</b> 88.33	0.899	18:05:36.569
9 -	33.855	69.3					IN PIT		3:12.726	<b>P</b> 45.45	1:34.454	18:08:49.295
10 -	OUTLAP	98.1	18.188	126.8	26.572	86.9	24.134	118.1	1:49.502	79.99	11.230	18:10:38.797
11 -	31.791	98.5	18.157	124.5	25.803	89.1	23.617	117.7	1:39.368	88.15	1.096	18:12:18.165

P14 2		BRYAN / HYDE						LCR Honda - CVR Global & GBM DEMOLITION				
IDEAL LAP TIME : 1:38.122		BEST LAP TIME : 1:38.272				DIFFERENCE : 0.150						
LAP	SECTOR 1	SECTOR 2		SECTOR 3		SECTOR 4		LAP TIME	MPH	DIFF	TIME OF DAY	
1 -	OUTLAP	93.7	18.370	118.9	28.411	82.9	23.782	121.3	1:48.859	80.46	10.587	17:54:00.895
2 -	31.894	100.9	17.963	<b>125.6</b>	25.918	87.7	<b>23.561</b>	<b>122.0</b>	1:39.336	88.18	1.064	17:55:40.231
3 -	30.983	<b>101.6</b>	18.046	119.1	26.091	89.5	23.581	121.3	1:38.701	<b>(2)</b> 88.75	0.429	17:57:18.932
4 -	31.031	100.1	18.070	124.5	25.825	<b>90.4</b>	24.142	120.6	1:39.068	88.42	0.796	17:58:58.000
5 -	31.219	101.0	17.948	125.4	26.245	86.9	23.630	121.3	1:39.042	88.44	0.770	18:00:37.042
6 -	31.063	100.7	<b>17.946</b>	125.4	26.520	84.8	23.853	120.0	1:39.382	88.14	1.110	18:02:16.424
7 -	<b>30.823</b>	99.7	18.061	124.0	25.827	89.3	<b>23.561</b>	119.1	<b>1:38.272 (1)</b>	<b>89.13</b>		<b>18:03:54.696</b>
8 -	31.013	100.3	18.001	122.9	<b>25.792</b>	88.1	23.982	118.5	1:38.788	<b>(3)</b> 88.67	0.516	18:05:33.484
9 -	36.372	73.0					IN PIT		5:49.014	<b>P</b> 25.09	4:10.742	18:11:22.498

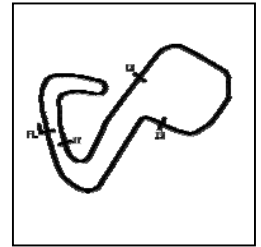
P15 111		CABLE / MASTERS						LCR Yamaha - Cable Racing/L&W Contractors				
IDEAL LAP TIME : 1:38.761		BEST LAP TIME : 1:38.898				DIFFERENCE : 0.137						
LAP	SECTOR 1	SECTOR 2		SECTOR 3		SECTOR 4		LAP TIME	MPH	DIFF	TIME OF DAY	
1 -	OUTLAP	86.9	19.255	114.7	29.165	77.4	24.844	121.7	1:52.691	77.73	13.793	17:54:09.810
2 -	32.422	96.0	18.284	120.9	27.032	82.6	24.180	123.3	1:41.918	85.94	3.020	17:55:51.728
3 -	32.368	99.8	<b>17.908</b>	124.2	26.908	83.5	23.734	123.1	1:40.918	86.80	2.020	17:57:32.646
4 -	31.572	97.3	18.066	125.2	26.674	86.2	23.747	122.6	1:40.059	87.54	1.161	17:59:12.705
5 -	31.337	101.0	18.082	122.0	26.654	87.1	23.896	122.2	1:39.969	87.62	1.071	18:00:52.674
6 -	31.419	100.9	18.249	123.8	26.707	86.9	23.611	122.6	1:39.986	87.61	1.088	18:02:32.660
7 -	31.158	101.5	17.937	<b>125.9</b>	26.357	87.6	23.758	122.6	1:39.210	88.29	0.312	18:04:11.870
8 -	<b>31.024</b>	100.7	17.970	125.2	26.371	<b>88.7</b>	23.533	123.8	<b>1:38.898 (1)</b>	<b>88.57</b>		<b>18:05:50.768</b>
9 -	31.208	100.6	18.069	123.1	<b>26.310</b>	85.4	<b>23.519</b>	<b>124.5</b>	1:39.106	<b>(2)</b> 88.38	0.208	18:07:29.874
10 -	31.317	99.2	17.921	125.2	26.409	78.9	23.721	122.9	1:39.368	88.15	0.470	18:09:09.242
11 -	31.097	100.9	17.959	124.5	26.416	87.1	23.908	123.3	1:39.380	88.14	0.482	18:10:48.622
12 -	31.139	<b>102.4</b>	18.059	125.4	26.336	86.5	23.636	122.4	1:39.170	<b>(3)</b> 88.33	0.272	18:12:27.792

P16 51		GILBERT / THOMAS						Adolf RS1 Yamaha - Draper Racing				
IDEAL LAP TIME : 1:40.220		BEST LAP TIME : 1:40.443				DIFFERENCE : 0.223						
LAP	SECTOR 1	SECTOR 2		SECTOR 3		SECTOR 4		LAP TIME	MPH	DIFF	TIME OF DAY	
1 -	OUTLAP	89.4	19.279	123.3	28.514	72.2	24.783	117.7	1:51.999	78.21	11.556	17:54:18.163
2 -	33.011	96.2	18.810	<b>124.0</b>	26.966	80.8	24.172	117.9	1:42.959	85.08	2.516	17:56:01.122
3 -	<b>31.773</b>	96.2	<b>18.546</b>	123.1	26.489	82.4	24.202	116.7	1:41.010	<b>(2)</b> 86.72	0.567	17:57:42.132
4 -	31.992	<b>98.2</b>	18.596	121.7	26.056	82.8	24.374	116.3	1:41.018	<b>(3)</b> 86.71	0.575	17:59:23.150
5 -	32.065	97.2	18.928	120.9	27.050	77.3	IN PIT		9:23.534	<b>P</b> 15.54	7:43.091	18:08:46.684
6 -	OUTLAP	95.8	18.796	122.6	26.359	82.9	24.674	<b>118.1</b>	1:52.357	77.96	11.914	18:10:39.041
7 -	31.938	97.6	18.604	<b>124.0</b>	<b>25.902</b>	<b>85.4</b>	<b>23.999</b>	117.9	<b>1:40.443 (1)</b>	<b>87.21</b>		<b>18:12:19.484</b>

Weather / Track : Cloudy / Dry

Brands Hatch GP  
 Circuit Length = 2.4332 miles  
 Start: 17:52 Flag 18:12 End: 18:14

QUALIFYING - SECTOR ANALYSIS



SECTOR 1 = FL to I1, SECTOR 2 = I1 to I2 SECTOR 3 = I2 to I3, SECTOR 4 = I3 to FL, DIFF = Difference To Personal Best Lap, P = Crossed Finish Line in Pit Lane, D = Time Disallowed

P17 11		NICHOLLS / COLE				LCR Honda - TSR Racing						
IDEAL LAP TIME : 1:40.494		BEST LAP TIME : 1:41.032				DIFFERENCE : 0.538						
LAP	SECTOR 1	SECTOR 2		SECTOR 3		SECTOR 4		LAP TIME	MPH	DIFF	TIME OF DAY	
1 -	OUTLAP	87.0	18.965	113.1	29.029	79.1	24.558	122.0	1:52.259	78.03	11.227	17:54:23.740
2 -	32.858	93.4	18.531	<b>123.3</b>	27.073	<b>86.9</b>	24.052	<b>122.6</b>	1:42.514	85.45	1.482	17:56:06.254
3 -	32.422	90.4	18.448	121.7	28.053	83.2	24.351	121.1	1:43.274	84.82	2.242	17:57:49.528
4 -	32.010	<b>99.5</b>	18.390	117.7	27.920	80.0	IN PIT		3:30.062	<b>P</b> 41.70	1:49.030	18:01:19.590
5 -	OUTLAP	95.5	18.580	119.1	27.001	85.2	24.395	120.9	1:48.649	80.62	7.617	18:03:08.239
6 -	31.990	96.0	18.214	121.7	27.090	79.8	24.443	120.2	1:41.737	86.10	0.705	18:04:49.976
7 -	32.052	96.5	<b>18.146</b>	122.6	26.926	82.9	<b>23.908</b>	121.3	<b>1:41.032 (1)</b>	<b>86.70</b>		<b>18:06:31.008</b>
8 -	<b>31.737</b>	98.2	18.517	120.2	26.782	85.3	24.241	121.7	1:41.277	86.49	0.245	18:08:12.285
9 -	31.892	97.1	18.189	120.0	26.874	84.0	24.098	119.1	1:41.053	<b>(2)</b> 86.68	0.021	18:09:53.338
10 -	31.973	95.7	18.265	120.2	<b>26.703</b>	85.1	24.139	119.6	1:41.080	<b>(3)</b> 86.66	0.048	18:11:34.418
11 -	31.984	96.8	18.312	119.8	26.777	82.7	24.499	118.5	1:41.572	86.24	0.540	18:13:15.990

P18 175		CLARKE / CLARKE				Windle Yamaha - City Lifting/Centurion Packaging						
IDEAL LAP TIME : 1:41.812		BEST LAP TIME : 1:42.098				DIFFERENCE : 0.286						
LAP	SECTOR 1	SECTOR 2		SECTOR 3		SECTOR 4		LAP TIME	MPH	DIFF	TIME OF DAY	
1 -	OUTLAP	87.9	19.982	118.7	28.527	79.5	25.376	116.3	1:53.918	76.89	11.820	17:54:13.672
2 -	33.560	92.6	19.062	<b>120.2</b>	27.465	82.7	25.107	<b>117.1</b>	1:45.194	83.27	3.096	17:55:58.866
3 -	32.383	94.6	19.036	118.3	26.948	82.1	<b>24.578</b>	114.9	1:42.945	85.09	0.847	17:57:41.811
4 -	32.667	<b>96.0</b>	18.954	119.4	<b>26.739</b>	<b>84.2</b>	24.621	115.3	1:42.981	85.06	0.883	17:59:24.792
5 -	31.635	95.7	18.894	117.9	26.768	82.7	24.801	115.3	<b>1:42.098 (1)</b>	<b>85.79</b>		<b>18:01:06.890</b>
6 -	31.895	94.6	19.164	115.9	26.993	82.2	24.599	115.5	1:42.651	<b>(3)</b> 85.33	0.553	18:02:49.541
7 -	<b>31.608</b>	95.0	<b>18.887</b>	117.3	26.934	80.2	24.702	115.3	1:42.131	<b>(2)</b> 85.77	0.033	18:04:31.672
8 -	31.801	94.1	21.276	102.6	32.148	75.4	IN PIT		7:41.756	<b>P</b> 18.97	5:59.658	18:12:13.428

P19 92		HILDIGE / HILDIGE				LCR Yamaha - H&K Racing						
IDEAL LAP TIME : 1:43.709		BEST LAP TIME : 1:43.900				DIFFERENCE : 0.191						
LAP	SECTOR 1	SECTOR 2		SECTOR 3		SECTOR 4		LAP TIME	MPH	DIFF	TIME OF DAY	
1 -	OUTLAP	86.0	19.674	117.9	29.464	76.3	25.249	118.3	1:54.678	76.38	10.778	17:54:15.557
2 -	33.860	93.9	19.035	118.3	28.882	74.8	25.093	<b>120.9</b>	1:46.870	81.96	2.970	17:56:02.427
3 -	33.290	94.9	18.829	122.6	28.053	82.2	24.773	118.3	1:44.945	83.47	1.045	17:57:47.372
4 -	33.218	96.9	18.724	124.2	28.068	82.1	25.240	118.1	1:45.250	83.22	1.350	17:59:32.622
5 -	33.125	<b>98.8</b>	<b>18.683</b>	<b>125.9</b>	<b>27.596</b>	85.2	<b>24.496</b>	119.1	<b>1:43.900 (1)</b>	<b>84.31</b>		<b>18:01:16.522</b>
6 -	<b>32.934</b>	98.1	18.777	125.4	28.404	76.3	IN PIT		5:40.029	<b>P</b> 25.76	3:56.129	18:06:56.551
7 -	OUTLAP	89.4	19.337	120.9	28.380	81.3	24.619	117.5	1:56.264	75.34	12.364	18:08:52.815
8 -	32.935	98.5	18.980	123.1	28.272	<b>87.2</b>	24.580	120.2	1:44.767	<b>(2)</b> 83.61	0.867	18:10:37.582
9 -	33.309	93.9	18.931	121.5	27.696	86.3	24.932	119.8	1:44.868	<b>(3)</b> 83.53	0.968	18:12:22.450

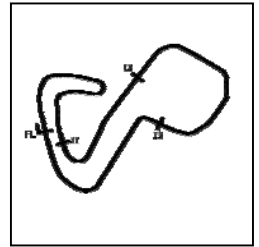
P20 89		HAUXWELL / TAYLOR				LCR Suzuki - CKJ Racing Team						
IDEAL LAP TIME : 1:43.658		BEST LAP TIME : 1:43.930				DIFFERENCE : 0.272						
LAP	SECTOR 1	SECTOR 2		SECTOR 3		SECTOR 4		LAP TIME	MPH	DIFF	TIME OF DAY	
1 -	OUTLAP	87.0	19.766	101.0	30.755	72.8	25.428	119.6	1:55.968	75.53	12.038	17:54:17.833
2 -	34.190	94.1	18.952	108.7	29.090	80.4	25.087	119.8	1:47.319	81.62	3.389	17:56:05.152
3 -	33.192	96.5	18.475	113.3	28.301	79.3	25.321	120.0	1:45.289	<b>(3)</b> 83.19	1.359	17:57:50.441
4 -	32.796	<b>99.1</b>	18.491	116.9	28.639	75.0	25.228	120.2	1:45.154	<b>(2)</b> 83.30	1.224	17:59:35.595
5 -	32.541	86.4	19.546	109.6	28.724	78.5	24.924	120.0	1:45.735	82.84	1.805	18:01:21.330
6 -	<b>32.353</b>	95.0	18.669	117.1	<b>28.046</b>	78.0	<b>24.862</b>	<b>120.9</b>	<b>1:43.930 (1)</b>	<b>84.28</b>		<b>18:03:05.260</b>
7 -	32.590	89.9	<b>18.397</b>	113.5	28.674	74.4	IN PIT		5:29.184	<b>P</b> 26.61	3:45.254	18:08:34.444
8 -	OUTLAP	96.0	19.152	<b>117.5</b>	28.180	80.6	25.158	119.8	1:53.260	77.34	9.330	18:10:27.704
9 -	34.179	95.7	18.583	114.9	28.477	<b>80.7</b>	25.160	120.4	1:46.399	82.33	2.469	18:12:14.103

# MCRCB BULLETIN TK080

## 2019 Bennetts British Superbike Championship - Round 4

## 2019 Molson Group British Sidecar Championship

### QUALIFYING - SECTOR ANALYSIS



SECTOR 1 = FL to I1, SECTOR 2 = I1 to I2 SECTOR 3 = I2 to I3, SECTOR 4 = I3 to FL, DIFF = Difference To Personal Best Lap, P = Crossed Finish Line in Pit Lane, D = Time Disallowed

P21 25		MacLAURIN / HOPE				LCR Yamaha - Blue Group/Fileder Filters						
IDEAL LAP TIME : 1:43.700		BEST LAP TIME : 1:44.135				DIFFERENCE : 0.435						
LAP	SECTOR 1	SECTOR 2		SECTOR 3		SECTOR 4		LAP TIME	MPH	DIFF	TIME OF DAY	
1 -	OUTLAP	87.0	19.533	110.7	29.176	73.1	25.540	114.5	1:55.621	75.76	11.486	17:54:26.278
2 -	33.275	93.4	18.920	119.8	27.967	78.7	25.015	<b>116.3</b>	1:45.177 (2)	83.28	1.042	17:56:11.455
3 -	32.598	93.8	18.761	<b>120.9</b>	<b>27.883</b>	<b>79.6</b>	<b>24.893</b>	116.1	<b>1:44.135 (1)</b>	<b>84.12</b>		<b>17:57:55.590</b>
4 -	<b>32.409</b>	<b>97.3</b>	<b>18.515</b>	115.1	31.473	58.0	IN PIT		6:39.332 P	21.93	4:55.197	18:04:34.922

P22 155		RUSSELL / BRYANT				Shelbourne Suzuki - True Heroes Racing/Laguna						
IDEAL LAP TIME : 1:43.360		BEST LAP TIME : 1:44.213				DIFFERENCE : 0.853						
LAP	SECTOR 1	SECTOR 2		SECTOR 3		SECTOR 4		LAP TIME	MPH	DIFF	TIME OF DAY	
1 -	OUTLAP	88.7	19.239	116.5	28.955	77.4	25.500	117.5	1:54.293	76.64	10.080	17:54:26.867
2 -	33.725	94.1	19.041	120.2	27.963	81.5	24.982	118.1	1:45.711	82.86	1.498	17:56:12.578
3 -	32.876	96.8	19.004	121.5	27.522	83.9	25.030	116.7	1:44.432	83.88	0.219	17:57:57.010
4 -	<b>32.519</b>	<b>97.8</b>	19.075	118.9	28.750	81.7	24.914	116.7	1:45.258	83.22	1.045	17:59:42.268
5 -	32.795	96.6	19.071	121.5	27.290	84.9	25.060	116.7	1:44.216 (3)	84.05	0.003	18:01:26.484
6 -	32.987	96.8	18.833	<b>122.4</b>	27.362	<b>86.0</b>	IN PIT		4:21.311 P	33.52	2:37.098	18:05:47.795
7 -	OUTLAP	97.1	<b>18.821</b>	121.3	<b>27.215</b>	<b>86.0</b>	24.925	<b>118.3</b>	1:50.735	79.10	6.522	18:07:38.530
8 -	32.693	96.4	19.056	120.9	27.712	82.7	24.849	118.1	1:44.310	83.97	0.097	18:09:22.840
9 -	32.952	96.8	19.203	120.6	27.237	83.6	24.821	116.9	<b>1:44.213 (1)</b>	<b>84.05</b>		<b>18:11:07.053</b>
10 -	33.226	97.3	18.956	121.1	27.226	84.2	<b>24.805</b>	117.1	<b>1:44.213 (1)</b>	<b>84.05</b>		<b>18:12:51.266</b>

P23 10		ROBINSON / HAUXWELL				LCR Yamaha - Robinson Racing						
IDEAL LAP TIME : 1:43.800		BEST LAP TIME : 1:44.289				DIFFERENCE : 0.489						
LAP	SECTOR 1	SECTOR 2		SECTOR 3		SECTOR 4		LAP TIME	MPH	DIFF	TIME OF DAY	
1 -	OUTLAP	84.9	19.665	108.5	30.689	74.5	25.303	117.3	1:55.250	76.00	10.961	17:54:18.034
2 -	32.864	95.7	19.323	114.1	28.692	73.7	24.925	118.3	1:45.804 (3)	82.79	1.515	17:56:03.838
3 -	33.014	95.5	19.088	119.4	<b>27.655</b>	<b>86.8</b>	<b>24.532</b>	<b>118.9</b>	<b>1:44.289 (1)</b>	<b>83.99</b>		<b>17:57:48.127</b>
4 -	<b>32.793</b>	<b>96.2</b>	<b>18.820</b>	119.1	27.920	82.8	24.930	116.1	1:44.463 (2)	83.85	0.174	17:59:32.590
5 -	35.203	84.3	19.863	104.6	31.325	76.7	IN PIT		7:44.544 P	18.85	6:00.255	18:07:17.134
6 -	OUTLAP	94.2	18.955	<b>120.4</b>	28.874	66.9	IN PIT		2:20.786 P	62.22	36.497	18:09:37.920

Weather / Track : Cloudy / Dry

Brands Hatch GP  
Circuit Length = 2.4332 miles  
Start: 17:52 Flag 18:12 End: 18:14

**MCRCB BULLETIN TK081**

**2019 Bennetts British Superbike Championship - Round 4**

**2019 Molson Group British Sidecar Championship**

**QUALIFYING - BEST SECTORS**

SECTOR 1				SECTOR 2				SECTOR 3				SECTOR 4				IDEAL / BEST COMPARISON			
POS	NO	NAME	TIME	NO	NAME	TIME	NO	NAME	TIME	NO	NAME	TIME	POS	NO	NAME	IDEAL	BEST	DIFF	
															<b>PERFECT LAP</b>	<b>1:32.734</b>			
1	16	BIRCHAL	29.371	16	BIRCHAL	16.985	16	BIRCHAL	24.131	16	BIRCHAL	22.247	1	16	BIRCHALL / BIRCHALL	1:32.734	1:33.249	0.515	
2	6	ELLIS /	29.574	1	KERSHAW	17.009	1	KERSHAW	24.205	100	STEVENS	22.309	2	1	KERSHAW / CLARK	1:33.507	1:34.011	0.504	
3	100	STEVENS	29.667	34	CHRISTI	17.195	100	STEVENS	24.515	1	KERSHAW	22.485	3	100	STEVENS / CHARLWOOD	1:33.693	1:33.706	0.013	
4	1	KERSHAW	29.808	100	STEVENS	17.202	6	ELLIS /	24.658	3	HOLDEN	22.648	4	6	ELLIS / RICHARDSON	1:34.154	1:34.391	0.237	
5	3	HOLDEN	29.846	3	HOLDEN	17.202	4	PEACH /	24.766	6	ELLIS /	22.676	5	3	HOLDEN / CAIN	1:34.716	1:34.809	0.093	
6	34	CHRISTI	29.998	6	ELLIS /	17.246	60	HOLLAND	24.770	34	CHRISTI	22.760	6	34	CHRISTIE / CHRISTIE	1:34.926	1:35.087	0.161	
7	60	HOLLAND	30.065	58	KIRK /	17.273	5	BIGGS /	24.857	60	HOLLAND	22.812	7	60	HOLLAND / WATSON	1:35.091	1:35.091	0.000	
8	58	KIRK /	30.152	4	PEACH /	17.376	34	CHRISTI	24.973	4	PEACH /	22.919	8	4	PEACH / EDWARDS	1:35.318	1:35.360	0.042	
9	4	PEACH /	30.257	60	HOLLAND	17.444	3	HOLDEN	25.020	7	GRAY /	22.978	9	5	BIGGS / SCHMITZ	1:35.965	1:35.992	0.027	
10	9	WALKER	30.263	9	WALKER	17.476	7	GRAY /	25.356	5	BIGGS /	23.121	10	58	KIRK / SMITHIES	1:36.129	1:36.140	0.011	
11	5	BIGGS /	30.266	5	BIGGS /	17.721	9	WALKER	25.385	58	KIRK /	23.177	11	9	WALKER / CHRISTIE	1:36.445	1:36.594	0.149	
12	7	GRAY /	30.545	7	GRAY /	17.757	58	KIRK /	25.527	9	WALKER	23.321	12	7	GRAY / PITT	1:36.636	1:37.344	0.708	
13	2	BRYAN /	30.823	111	CABLE /	17.908	18	BELL /	25.627	18	BELL /	23.512	13	18	BELL / ANDERSON	1:37.877	1:38.272	0.395	
14	18	BELL /	30.828	18	BELL /	17.910	2	BRYAN /	25.792	111	CABLE /	23.519	14	2	BRYAN / HYDE	1:38.122	1:38.272	0.150	
15	111	CABLE /	31.024	2	BRYAN /	17.946	51	GILBERT	25.902	2	BRYAN /	23.561	15	111	CABLE / MASTERS	1:38.761	1:38.898	0.137	
16	175	CLARKE	31.608	11	NICHOLL	18.146	111	CABLE /	26.310	11	NICHOLL	23.908	16	51	GILBERT / THOMAS	1:40.220	1:40.443	0.223	
17	11	NICHOLL	31.737	89	HAUXWEL	18.397	11	NICHOLL	26.703	51	GILBERT	23.999	17	11	NICHOLLS / COLE	1:40.494	1:41.032	0.538	
18	51	GILBERT	31.773	25	MacLAUR	18.515	175	CLARKE	26.739	92	HILDIGE	24.496	18	175	CLARKE / CLARKE	1:41.812	1:42.098	0.286	
19	89	HAUXWEL	32.353	51	GILBERT	18.546	155	RUSSELL	27.215	10	ROBINSO	24.532	19	155	RUSSELL / BRYANT	1:43.360	1:44.213	0.853	
20	25	MacLAUR	32.409	92	HILDIGE	18.683	92	HILDIGE	27.596	175	CLARKE	24.578	20	89	HAUXWELL / TAYLOR	1:43.658	1:43.930	0.272	
21	155	RUSSELL	32.519	10	ROBINSO	18.820	10	ROBINSO	27.655	155	RUSSELL	24.805	21	25	MacLAURIN / HOPE	1:43.700	1:44.135	0.435	
22	10	ROBINSO	32.793	155	RUSSELL	18.821	25	MacLAUR	27.883	89	HAUXWEL	24.862	22	92	HILDIGE / HILDIGE	1:43.709	1:43.900	0.191	
23	92	HILDIGE	32.934	175	CLARKE	18.887	89	HAUXWEL	28.046	25	MacLAUR	24.893	23	10	ROBINSON / HAUXWELL	1:43.800	1:44.289	0.489	

Weather / Track : Cloudy / Dry

Brands Hatch GP  
 Circuit Length = 2.4332 miles  
 Start: 17:52 Flag 18:12 End: 18:14

Results can be found at [www.tsl-timing.com](http://www.tsl-timing.com)

Printed - 18:16 Friday, 14 June 2019

**MCRCB BULLETIN TK082****2019 Bennetts British Superbike Championship - Round 4****2019 Molson Group British Sidecar Championship****QUALIFYING - BEST SPEEDS**

POS	INTERMEDIATE 1			INTERMEDIATE 2			INTERMEDIATE 3			FINISH LINE		
	NO	NAME	MPH	NO	NAME	MPH	NO	NAME	MPH	NO	NAME	MPH
1	3	HOLDEN / CAIN	106.8	100	STEVENS / CHARLWOOD	133.6	1	KERSHAW / CLARK	97.5	100	STEVENS / CHARLWOOD	129.0
2	16	BIRCHALL / BIRCHALL	106.3	3	HOLDEN / CAIN	132.1	16	BIRCHALL / BIRCHALL	96.8	3	HOLDEN / CAIN	127.0
3	1	KERSHAW / CLARK	105.8	58	KIRK / SMITHIES	131.3	3	HOLDEN / CAIN	95.7	16	BIRCHALL / BIRCHALL	126.8
4	100	STEVENS / CHARLWOOD	105.5	16	BIRCHALL / BIRCHALL	131.0	18	BELL / ANDERSON	95.7	1	KERSHAW / CLARK	126.6
5	34	CHRISTIE / CHRISTIE	105.3	1	KERSHAW / CLARK	130.3	100	STEVENS / CHARLWOOD	94.2	60	HOLLAND / WATSON	126.1
6	6	ELLIS / RICHARDSON	105.0	9	WALKER / CHRISTIE	130.3	34	CHRISTIE / CHRISTIE	94.1	34	CHRISTIE / CHRISTIE	125.2
7	9	WALKER / CHRISTIE	105.0	60	HOLLAND / WATSON	130.0	58	KIRK / SMITHIES	93.3	9	WALKER / CHRISTIE	124.9
8	58	KIRK / SMITHIES	104.3	6	ELLIS / RICHARDSON	129.3	6	ELLIS / RICHARDSON	92.9	7	GRAY / PITT	124.5
9	60	HOLLAND / WATSON	103.7	34	CHRISTIE / CHRISTIE	129.3	5	BIGGS / SCHMITZ	92.1	111	CABLE / MASTERS	124.5
10	4	PEACH / EDWARDS	103.5	4	PEACH / EDWARDS	128.3	4	PEACH / EDWARDS	91.6	4	PEACH / EDWARDS	124.2
11	7	GRAY / PITT	102.9	7	GRAY / PITT	127.8	7	GRAY / PITT	91.6	6	ELLIS / RICHARDSON	123.8
12	5	BIGGS / SCHMITZ	102.6	18	BELL / ANDERSON	127.8	60	HOLLAND / WATSON	91.3	11	NICHOLLS / COLE	122.6
13	111	CABLE / MASTERS	102.4	5	BIGGS / SCHMITZ	126.6	9	WALKER / CHRISTIE	91.0	5	BIGGS / SCHMITZ	122.4
14	18	BELL / ANDERSON	101.6	111	CABLE / MASTERS	125.9	2	BRYAN / HYDE	90.4	18	BELL / ANDERSON	122.2
15	2	BRYAN / HYDE	101.6	92	HILDIGE / HILDIGE	125.9	111	CABLE / MASTERS	88.7	2	BRYAN / HYDE	122.0
16	11	NICHOLLS / COLE	99.5	2	BRYAN / HYDE	125.6	92	HILDIGE / HILDIGE	87.2	58	KIRK / SMITHIES	120.9
17	89	HAUXWELL / TAYLOR	99.1	51	GILBERT / THOMAS	124.0	11	NICHOLLS / COLE	86.9	92	HILDIGE / HILDIGE	120.9
18	92	HILDIGE / HILDIGE	98.8	11	NICHOLLS / COLE	123.3	10	ROBINSON / HAUXWELL	86.8	89	HAUXWELL / TAYLOR	120.9
19	51	GILBERT / THOMAS	98.2	155	RUSSELL / BRYANT	122.4	155	RUSSELL / BRYANT	86.0	10	ROBINSON / HAUXWELL	118.9
20	155	RUSSELL / BRYANT	97.8	25	MacLAURIN / HOPE	120.9	51	GILBERT / THOMAS	85.4	155	RUSSELL / BRYANT	118.3
21	25	MacLAURIN / HOPE	97.3	10	ROBINSON / HAUXWELL	120.4	175	CLARKE / CLARKE	84.2	51	GILBERT / THOMAS	118.1
22	10	ROBINSON / HAUXWELL	96.2	175	CLARKE / CLARKE	120.2	89	HAUXWELL / TAYLOR	80.7	175	CLARKE / CLARKE	117.1
23	175	CLARKE / CLARKE	96.0	89	HAUXWELL / TAYLOR	117.5	25	MacLAURIN / HOPE	79.6	25	MacLAURIN / HOPE	116.3

Weather / Track : Cloudy / Dry

Brands Hatch GP

Circuit Length = 2.4332 miles

Start: 17:52 Flag 18:12 End: 18:14

Results can be found at [www.tsl-timing.com](http://www.tsl-timing.com)

Printed - 18:16 Friday, 14 June 2019

# MCRCB BULLETIN TK083

## 2019 Bennetts British Superbike Championship - Round 4

## 2019 Molson Group British Sidecar Championship

### QUALIFYING - STATISTICS

**Competitors Started** 23  
**Planned Start** 2019-06-14 @ 17:55:00.000  
**Actual Start** 2019-06-14 @ 17:52:01.749  
**Finish Time** 2019-06-14 @ 18:12:01.749  
**Track Length** 2.4332mi.  
**Total Laps** 214  
**Total Distance Covered** 520.7239mi.

### Session Fastest Lap History

NO	NAME	LAP TIME	TIME OF DAY	LAP	VEHICLE
6	ELLIS / RICHARDSON	1:47.397	17:53:57.263	1	LCR Honda
16	BIRCHALL / BIRCHALL	1:34.633	17:55:26.000	2	LCR Yamaha
16	BIRCHALL / BIRCHALL	1:33.797	17:56:59.798	3	LCR Yamaha
100	STEVENS / CHARLWOOD	1:33.706	18:06:07.417	8	LCR Kawasaki
16	BIRCHALL / BIRCHALL	1:33.590	18:11:49.236	8	LCR Yamaha
16	BIRCHALL / BIRCHALL	1:33.249	18:13:22.487	9	LCR Yamaha

### Flag History

TYPE	TIME OF DAY
GREEN	17:52:01.749
FINISH	18:12:01.749

### Flag Statistics

TYPE	COUNT	TOTAL LAPS	TOTAL TIME
Green	1	12	22:11.146
Red	0	0	0.000
Safety Car	0	0	0.000
FCY	0	0	0.000

Weather / Track : Cloudy / Dry

These results are provisional until the conclusion of any judicial and technical matters.

Brands Hatch GP

Circuit Length = 2.4332 miles

Start: 17:52 Flag 18:12 End: 18:14

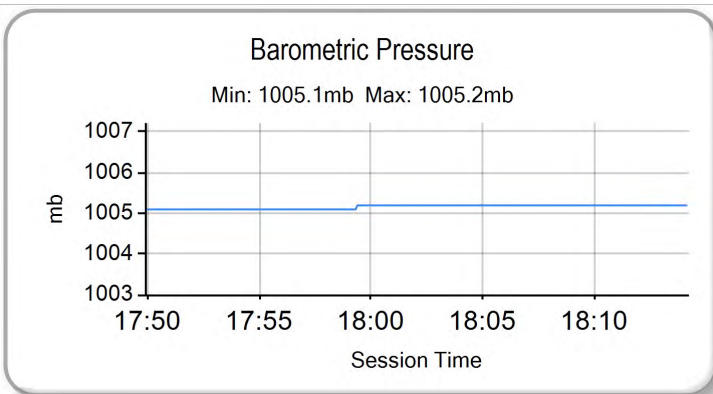
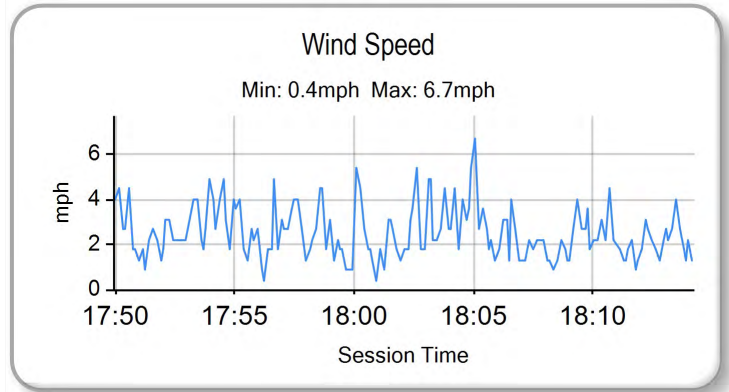
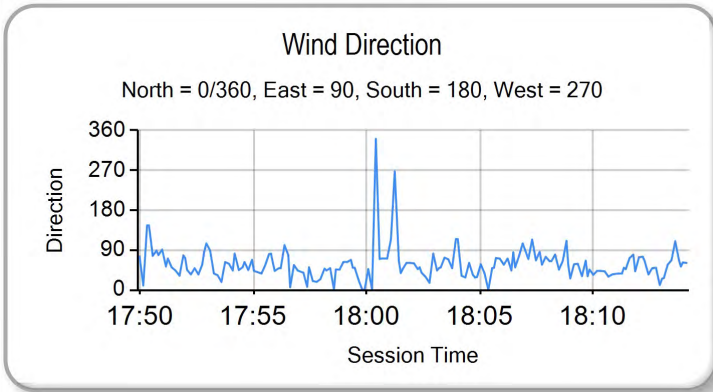
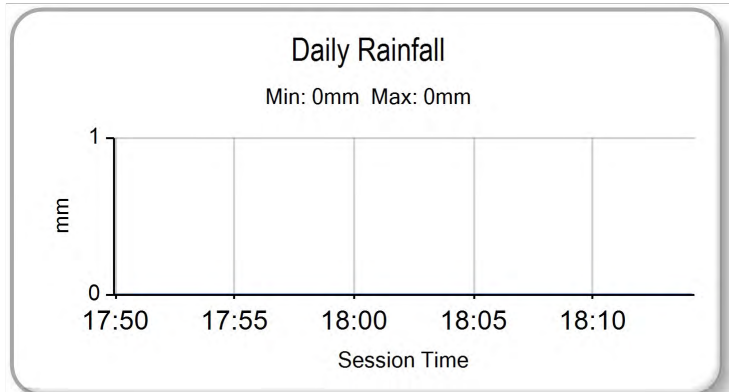
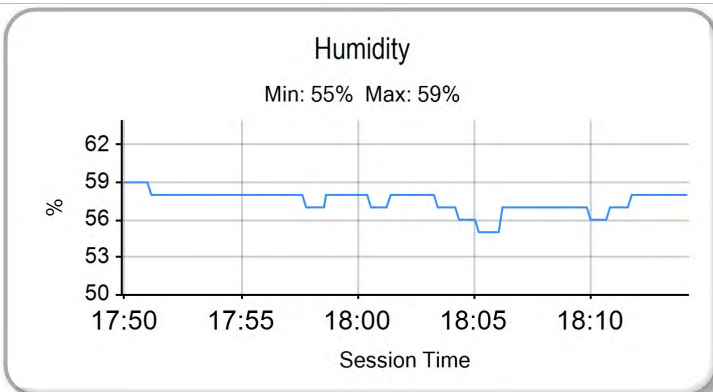
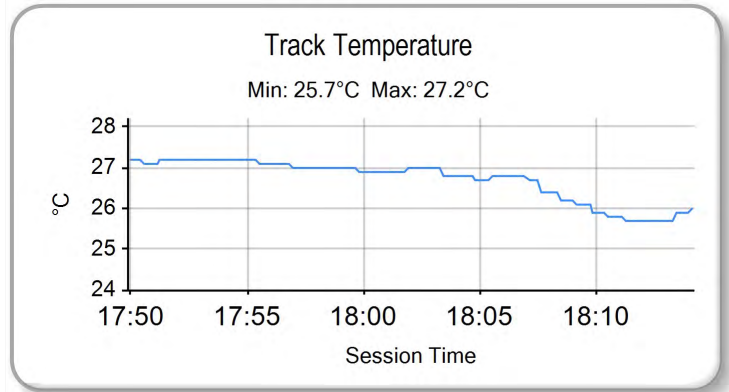
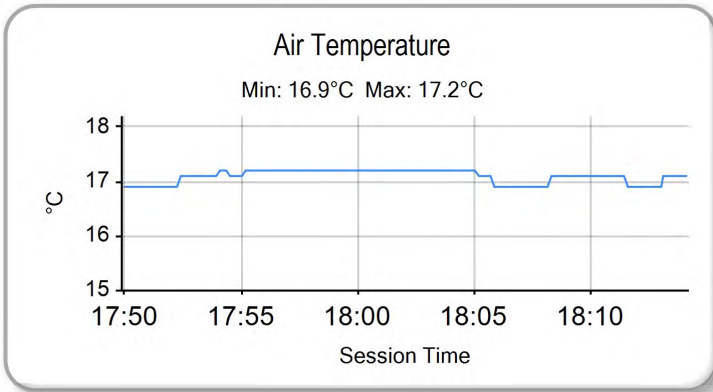
Race Director :	Stewards :	Timekeeper :
-----------------	------------	--------------

# MCRCB BULLETIN TK084

## 2019 Bennetts British Superbike Championship - Round 4

## 2019 Molson Group British Sidecar Championship

### QUALIFYING - WEATHER CONDITIONS



Weather / Track : Cloudy / Dry

Results can be found at [www.tsl-timing.com](http://www.tsl-timing.com)

Brands Hatch GP  
Circuit Length = 2.4332 miles  
Start: 17:52 Flag 18:12 End: 18:14

Printed - 18:17 Friday, 14 June 2019





ROW 12	1	1:44.289	34	10	ROBINSON / HAUXWELL
ROW 11	33	1:44.213	32	25	MacLAURIN / HOPE
ROW 10	30	1:43.930	29	92	HILDIGE / HILDIGE
ROW 9	27	1:42.098	26	11	NICHOLLS / COLE
ROW 8	24	1:40.443	23	111	CABLE / MASTERS
ROW 7	21	1:38.272	20	18	BELL / ANDERSON
ROW 6	18	1:37.344	17	9	WALKER / CHRISTIE
ROW 5	15	1:36.140	14	5	BIGGS / SCHMITZ
ROW 4	12	1:35.360	11	60	HOLLAND / WATSON
ROW 3	9	1:35.087	8	3	HOLDEN / CAIN
ROW 2	6	1:34.391	5	1	KERSHAW / CLARK
ROW 1	3	1:33.706	2	16	BIRCHALL / BIRCHALL
					<b>Pole</b>

Brands Hatch GP  
Circuit Length = 2.4332 miles

These results are provisional until the conclusion of any judicial and technical matters.

Race Director :	Stewards :	Timekeeper :
-----------------	------------	--------------

Results can be found at [www.britishsuperbike.com](http://www.britishsuperbike.com)

Printed - 18:16 Friday, 14 June 2019



## RACE 5 - CLASSIFICATION



POS	NO	NAME	NAT	ENTRY	LAPS	TIME	GAP	DIFF	MPH	BEST	ON
1	1	KERSHAW / CLARK		LCR Yamaha - Molson & Express Tyre Service	4	6:20.029			92.20	<b>1:32.859</b>	3
2	6	ELLIS / RICHARDSON		LCR Honda - Santander Salt	4	6:21.853	<b>1.824</b>	1.824	91.76	<b>1:33.566</b>	3
3	34	CHRISTIE / CHRISTIE		LCR Yamaha - CES Powerbiking	4	6:31.250	<b>11.221</b>	9.397	89.55	<b>1:35.178</b>	4
4	60	HOLLAND / WATSON		LCR Kawasaki - Quattro Plant JG Speedfit Kawasaki	4	6:32.134	<b>12.105</b>	0.884	89.35	<b>1:34.949</b>	4
5	4	PEACH / EDWARDS		LCR Yamaha - Life Safety Motorsport	4	6:33.600	<b>13.571</b>	1.466	89.02	<b>1:36.399</b>	4
6	5	BIGGS / SCHMITZ		LCR Honda - Taurus Tools Ltd	4	6:34.161	<b>14.132</b>	0.561	88.89	<b>1:36.125</b>	3
7	2	BRYAN / HYDE		LCR Honda - CVR Global & GBM DEMOLITION	4	6:44.032	<b>24.003</b>	9.871	86.72	<b>1:39.124</b>	3
8	7	GRAY / PITT		LCR Yamaha - Brian Gray Powerbiking Team	4	6:44.138	<b>24.109</b>	0.106	86.70	<b>1:37.832</b>	3
9	58	KIRK / SMITHIES		LCR Yamaha - MK Racing	4	6:44.270	<b>24.241</b>	0.132	86.67	<b>1:37.587</b>	4
10	111	CABLE / MASTERS		LCR Yamaha - Cable Racing/L&W Contractors	4	6:46.857	<b>26.828</b>	2.587	86.12	<b>1:38.507</b>	4
11	51	GILBERT / THOMAS		Adolf RS1 Yamaha - Draper Racing	4	6:48.866	<b>28.837</b>	2.009	85.69	<b>1:40.228</b>	4
12	11	NICHOLLS / COLE		LCR Honda - TSR Racing	4	6:51.440	<b>31.411</b>	2.574	85.16	<b>1:39.626</b>	3
13	175	CLARKE / CLARKE		Windle Yamaha - City Lifting/Centurion Packaging	4	6:56.392	<b>36.363</b>	4.952	84.14	<b>1:41.416</b>	3
14	92	HILDIGE / HILDIGE		LCR Yamaha - H&K Racing	4	6:56.679	<b>36.650</b>	0.287	84.09	<b>1:41.197</b>	3
15	155	RUSSELL / BRYANT		Shelbourne Suzuki - True Heroes Racing/Laguna	4	7:01.431	<b>41.402</b>	4.752	83.14	<b>1:42.614</b>	3
16	10	ROBINSON / HAUXWELL		LCR Yamaha - Robinson Racing	4	7:08.423	<b>48.394</b>	6.992	81.78	<b>1:44.499</b>	2

## NOT CLASSIFIED

DNF	100	STEVENS / CHARLWOOD		LCR Kawasaki - Quattro Plant JG Speedfit Kawasaki	4	6:19.309	<b>000 Laps</b>		92.37	<b>1:32.572</b>	3
DNF	16	BIRCHALL / BIRCHALL		LCR Yamaha - Mitchells of Mansfield	4	6:19.739	<b>000 Laps</b>	0.430	92.27	<b>1:33.139</b>	2
DNF	18	BELL / ANDERSON		LCR Yamaha - Bell Racing / Marin Motorsports	3	5:07.592	<b>1 Lap</b>	1 Lap	85.43	<b>1:39.883</b>	3
DNF	3	HOLDEN / CAIN		ARS Kawasaki - SBR (Silicone Engineering / Barne:	1	1:41.923	<b>3 Laps</b>	2 Laps	85.94		
DNF	9	WALKER / CHRISTIE		LCR Yamaha - TAG Racing Yamaha	0						
DNF	89	HAUXWELL / TAYLOR		LCR Suzuki - CKJ Racing Team	0						
DNF	25	MacLAURIN / HOPE		LCR Yamaha - Blue Group/Fielder Filters	0						

## FASTEST LAP

100	STEVENS / CHARLWOOD	LCR Kawasaki - Quattro Plant JG Speedfit Kawasaki	3	1:32.572	94.62 mph	152.28 kph
-----	---------------------	---------------------------------------------------	---	----------	-----------	------------

Weather / Track : Cloudy / Dry

These results are provisional until the conclusion of any judicial and technical matters.

Brands Hatch GP

Circuit Length = 2.4332 miles

Start: 18:21 Flag 18:27 End: 18:30

Race Director :	Stewards :	Timekeeper :
-----------------	------------	--------------

Results can be found at [www.britishsuperbike.com](http://www.britishsuperbike.com)

Printed - 18:33 Saturday, 15 June 2019

# MCRCB BULLETIN TK198

## 2019 Bennetts British Superbike Championship - Round 4

## 2019 Molson Group British Sidecar Championship

### RACE 5 - LAP CHART

#### LAP 1 @ 18:23:10.724

NO	BEHIND	LAP TIME
----	--------	----------

16		1:38.688
1	0.977	1:39.665
100	1.075	1:39.763
6	1.582	1:40.270
3	3.235	1:41.923
4	4.615	1:43.303
34	5.004	1:43.692
60	5.555	1:44.243
5	6.437	1:45.125
2	7.481	1:46.169
51	8.439	1:47.127
18	8.901	1:47.589
7	9.406	1:48.094
58	9.630	1:48.318
111	10.589	1:49.277
11	11.674	1:50.362
175	12.084	1:50.772
92	12.455	1:51.143
155	13.618	1:52.306
10	15.597	1:54.285

#### LAP 2 @ 18:24:43.863

NO	BEHIND	LAP TIME
----	--------	----------

16		1:33.139
100	1.146	1:33.210
1	1.833	1:33.995
6	2.399	1:33.956
4	8.459	1:36.983
34	8.771	1:36.906
60	8.843	1:36.427
5	10.049	1:36.751
2	13.580	1:39.238
7	15.501	1:39.234
51	15.711	1:40.411
18	15.882	1:40.120
58	15.893	1:39.402
111	16.968	1:39.518
11	19.464	1:40.929
175	20.803	1:41.858
92	20.995	1:41.679
155	23.952	1:43.473
10	26.957	1:44.499

#### LAP 3 @ 18:26:17.337

NO	BEHIND	LAP TIME
----	--------	----------

16		1:33.474
100	0.244	1:32.572
1	1.218	1:32.859
6	2.491	1:33.566
34	10.771	1:35.474
60	11.884	1:36.515
4	11.900	1:36.915
5	12.700	1:36.125
2	19.230	1:39.124
7	19.859	1:37.832
58	21.382	1:38.963
18	22.291	1:39.883
111	23.049	1:39.555
51	23.337	1:41.100
11	25.616	1:39.626
92	28.718	1:41.197

175 28.745 1:41.416

155 33.092 1:42.614

10 38.292 1:44.809

#### LAP 4 @ 18:27:51.345

NO	BEHIND	LAP TIME
----	--------	----------

100 1:33.764

16 0.430 1:34.438

1 0.720 1:33.510

6 2.544 1:34.061

34 11.941 1:35.178

60 12.825 1:34.949

4 14.291 1:36.399

5 14.852 1:36.160

2 24.723 1:39.501

7 24.829 1:38.978

58 24.961 1:37.587

111 27.548 1:38.507

51 29.557 1:40.228

11 32.131 1:40.523

175 37.083 1:42.346

92 37.370 1:42.660

155 42.122 1:43.038

10 49.114 1:44.830

Weather / Track : Cloudy / Dry

Results can be found at [www.tsl-timing.com](http://www.tsl-timing.com)

Brands Hatch GP

Circuit Length = 2.4332 miles

Start: 18:21 Flag 18:27 End: 18:30

Printed - 18:34 Saturday, 15 June 2019

**MCRCB BULLETIN TK199****2019 Bennetts British Superbike Championship - Round 4****2019 Molson Group British Sidecar Championship****RACE 5 - POSITION CHART**

No	Name	Lap	1	2	3	4	5	6
		Pos						
16	BIRCHALL / BIRCHALL	1	16	16	16	100		
100	STEVENS / CHARLW	2	1	100	100	16		
1	KERSHAW / CLARK	3	100	1	1	1		
6	ELLIS / RICHARDSON	4	6	6	6	6		
3	HOLDEN / CAIN	5	3	4	34	34		
34	CHRISTIE / CHRISTIE	6	4	34	60	60		
60	HOLLAND / WATSON	7	34	60	4	4		
4	PEACH / EDWARDS	8	60	5	5	5		
5	BIGGS / SCHMITZ	9	5	2	2	2		
58	KIRK / SMITHIES	10	2	7	7	7		
9	WALKER / CHRISTIE	11	51	51	58	58		
7	GRAY / PITT	12	18	18	18	111		
18	BELL / ANDERSON	13	7	58	111	51		
2	BRYAN / HYDE	14	58	111	51	11		
111	CABLE / MASTERS	15	111	11	11	175		
51	GILBERT / THOMAS	16	11	175	92	92		
11	NICHOLLS / COLE	17	175	92	175	155		
175	CLARKE / CLARKE	18	92	155	155	10		
92	HILDIGE / HILDIGE	19	155	10	10			
89	HAUXWELL / TAYLOR	20	10					
25	MacLAURIN / HOPE	21						
155	RUSSELL / BRYANT	22						
10	ROBINSON / HAUXWE	23						

Weather / Track : Cloudy / Dry

Results can be found at [www.tsl-timing.com](http://www.tsl-timing.com)

Brands Hatch GP  
 Circuit Length = 2.4332 miles  
 Start: 18:21 Flag 18:27 End: 18:30

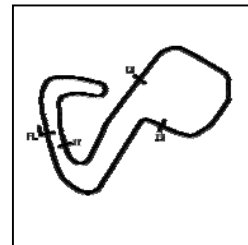
Printed - 18:34 Saturday, 15 June 2019

# MCRCB BULLETIN TK200

## 2019 Bennetts British Superbike Championship - Round 4

## 2019 Molson Group British Sidecar Championship

### RACE 5 - SECTOR ANALYSIS



SECTOR 1 = FL to I1, SECTOR 2 = I1 to I2 SECTOR 3 = I2 to I3, SECTOR 4 = I3 to FL, DIFF = Difference To Personal Best Lap, P = Crossed Finish Line in Pit Lane, D = Time Disallowed

P1		1		KERSHAW / CLARK				LCR Yamaha - Molson & Express Tyre Service								
IDEAL LAP TIME :		1:32.466		BEST LAP TIME :				1:32.859					DIFFERENCE :		0.393	
LAP	SECTOR 1	SECTOR 2	SECTOR 3	SECTOR 4	LAP TIME	MPH	DIFF	TIME OF DAY								
1 -		105.0	17.324	130.5	24.542	93.5	22.460	125.4	1:39.665	87.89	6.806	18:23:11.701				
2 -	29.755	106.0	17.259	<b>132.1</b>	24.523	95.1	22.458	125.9	1:33.995 (3)	93.19	1.136	18:24:45.696				
3 -	29.627	106.3	<b>17.048</b>	131.3	<b>23.951</b>	<b>97.6</b>	<b>22.233</b>	126.1	<b>1:32.859 (1)</b>	<b>94.33</b>		<b>18:26:18.555</b>				
4 -	<b>29.234</b>	<b>106.6</b>	17.144	131.0	24.452	91.8	22.680	<b>128.0</b>	1:33.510 (2)	93.67	0.651	18:27:52.065				

P2		6		ELLIS / RICHARDSON				LCR Honda - Santander Salt								
IDEAL LAP TIME :		1:33.270		BEST LAP TIME :				1:33.566					DIFFERENCE :		0.296	
LAP	SECTOR 1	SECTOR 2	SECTOR 3	SECTOR 4	LAP TIME	MPH	DIFF	TIME OF DAY								
1 -		105.8	17.274	128.8	24.666	92.1	<b>22.564</b>		1:40.270	87.36	6.704	18:23:12.306				
2 -	<b>29.396</b>	<b>106.8</b>	17.164	128.5	24.697	<b>95.8</b>	22.699		1:33.956 (2)	93.23	0.390	18:24:46.262				
3 -	29.635	104.8	<b>16.980</b>	<b>131.5</b>	<b>24.330</b>	93.4	22.621		<b>1:33.566 (1)</b>	<b>93.62</b>		<b>18:26:19.828</b>				
4 -	29.725	103.7	17.247	127.0	24.485	94.7	22.604		1:34.061 (3)	93.12	0.495	18:27:53.889				

P3		34		CHRISTIE / CHRISTIE				LCR Yamaha - CES Powerbiking								
IDEAL LAP TIME :		1:35.112		BEST LAP TIME :				1:35.178					DIFFERENCE :		0.066	
LAP	SECTOR 1	SECTOR 2	SECTOR 3	SECTOR 4	LAP TIME	MPH	DIFF	TIME OF DAY								
1 -		103.0	17.384	123.8	25.557	86.8	23.134	123.5	1:43.692	84.47	8.514	18:23:15.728				
2 -	30.793	101.9	17.416	<b>130.8</b>	25.507	93.0	23.190	<b>124.9</b>	1:36.906 (3)	90.39	1.728	18:24:52.634				
3 -	30.313	<b>106.0</b>	<b>17.249</b>	130.5	25.316	<b>96.5</b>	<b>22.596</b>	123.8	1:35.474 (2)	91.75	0.296	18:26:28.108				
4 -	<b>30.208</b>	104.8	17.305	128.8	<b>25.059</b>	93.8	22.606	124.2	<b>1:35.178 (1)</b>	<b>92.03</b>		<b>18:28:03.286</b>				

P4		60		HOLLAND / WATSON				LCR Kawasaki - Quattro Plant JG Speedfit Kawasaki								
IDEAL LAP TIME :		1:34.949		BEST LAP TIME :				1:34.949					DIFFERENCE :		0.000	
LAP	SECTOR 1	SECTOR 2	SECTOR 3	SECTOR 4	LAP TIME	MPH	DIFF	TIME OF DAY								
1 -		101.6	17.696	130.0	25.216	88.7	23.127	124.5	1:44.243	84.03	9.294	18:23:16.279				
2 -	30.466	99.7	17.607	<b>131.5</b>	25.389	85.0	22.965	<b>126.1</b>	1:36.427 (2)	90.84	1.478	18:24:52.706				
3 -	30.700	<b>104.6</b>	17.619	130.0	25.307	81.4	22.889	125.9	1:36.515 (3)	90.76	1.566	18:26:29.221				
4 -	<b>29.848</b>	104.3	<b>17.551</b>	129.3	<b>24.801</b>	<b>89.7</b>	<b>22.749</b>	125.4	<b>1:34.949 (1)</b>	<b>92.25</b>		<b>18:28:04.170</b>				

P5		4		PEACH / EDWARDS				LCR Yamaha - Life Safety Motorsport								
IDEAL LAP TIME :		1:36.109		BEST LAP TIME :				1:36.399					DIFFERENCE :		0.290	
LAP	SECTOR 1	SECTOR 2	SECTOR 3	SECTOR 4	LAP TIME	MPH	DIFF	TIME OF DAY								
1 -		102.7	<b>17.474</b>	127.3	25.288	89.4	23.161	120.2	1:43.303	84.79	6.904	18:23:15.339				
2 -	30.886	100.0	17.736	125.4	25.216	<b>92.0</b>	<b>23.145</b>	120.2	1:36.983 (3)	90.32	0.584	18:24:52.322				
3 -	30.304	102.2	17.611	124.0	25.836	91.0	23.164	120.4	1:36.915 (2)	90.38	0.516	18:26:29.237				
4 -	<b>30.296</b>	<b>103.4</b>	17.623	<b>127.8</b>	<b>25.194</b>	86.5	23.286	<b>121.3</b>	<b>1:36.399 (1)</b>	<b>90.87</b>		<b>18:28:05.636</b>				

P6		5		BIGGS / SCHMITZ				LCR Honda - Taurus Tools Ltd								
IDEAL LAP TIME :		1:35.957		BEST LAP TIME :				1:36.125					DIFFERENCE :		0.168	
LAP	SECTOR 1	SECTOR 2	SECTOR 3	SECTOR 4	LAP TIME	MPH	DIFF	TIME OF DAY								
1 -		100.9	18.035	<b>125.2</b>	25.597	88.1	23.470	121.3	1:45.125	83.32	9.000	18:23:17.161				
2 -	30.430	101.6	17.975	<b>125.2</b>	25.081	<b>92.9</b>	23.265	<b>121.7</b>	1:36.751 (3)	90.54	0.626	18:24:53.912				
3 -	30.230	<b>102.1</b>	17.805	124.9	25.030	86.0	<b>23.060</b>	<b>121.7</b>	<b>1:36.125 (1)</b>	<b>91.12</b>		<b>18:26:30.037</b>				
4 -	<b>30.202</b>	100.9	<b>17.669</b>	124.2	<b>25.026</b>	89.5	23.263	120.2	1:36.160 (2)	91.09	0.035	18:28:06.197				

P7		2		BRYAN / HYDE				LCR Honda - CVR Global & GBM DEMOLITION								
IDEAL LAP TIME :		1:38.804		BEST LAP TIME :				1:39.124					DIFFERENCE :		0.320	
LAP	SECTOR 1	SECTOR 2	SECTOR 3	SECTOR 4	LAP TIME	MPH	DIFF	TIME OF DAY								
1 -		<b>99.7</b>	<b>17.974</b>	122.9	26.045	87.2	23.670	<b>121.3</b>	1:46.169	82.50	7.045	18:23:18.205				
2 -	31.485	98.1	18.191	<b>125.2</b>	<b>25.901</b>	<b>89.2</b>	23.661	119.4	1:39.238 (2)	88.27	0.114	18:24:57.443				
3 -	31.395	99.1	18.096	123.1	26.052	87.0	<b>23.581</b>	118.1	<b>1:39.124 (1)</b>	<b>88.37</b>		<b>18:26:36.567</b>				
4 -	<b>31.348</b>	99.4	18.338	119.8	26.054	88.1	23.761	118.7	1:39.501 (3)	88.03	0.377	18:28:16.068				

Weather / Track : Cloudy / Dry

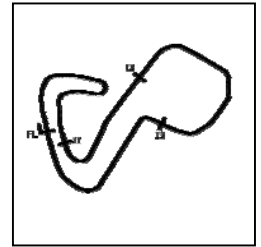
Brands Hatch GP  
Circuit Length = 2.4332 miles  
Start: 18:21 Flag 18:27 End: 18:30

MCRCB BULLETIN TK200

2019 Bennetts British Superbike Championship - Round 4

2019 Molson Group British Sidecar Championship

RACE 5 - SECTOR ANALYSIS



SECTOR 1 = FL to I1, SECTOR 2 = I1 to I2 SECTOR 3 = I2 to I3, SECTOR 4 = I3 to FL, DIFF = Difference To Personal Best Lap, P = Crossed Finish Line in Pit Lane, D = Time Disallowed

P8 7		GRAY / PITT		LCR Yamaha - Brian Gray Powerbiking Team								
IDEAL LAP TIME : 1:37.818		BEST LAP TIME : 1:37.832		DIFFERENCE : 0.014								
LAP	SECTOR 1	SECTOR 2	SECTOR 3	SECTOR 4	LAP TIME	MPH	DIFF	TIME OF DAY				
1 -	97.8	18.321	<b>128.5</b>	26.416	<b>86.1</b>	23.754	122.4	1:48.094	81.03	10.262	18:23:20.130	
2 -	31.015	96.5	18.293	122.9	26.162	84.7	23.764	<b>122.6</b>	1:39.234 (3)	88.27	1.402	18:24:59.364
3 -	<b>30.755</b>	<b>103.4</b>	17.932	127.3	<b>25.706</b>	82.7	<b>23.439</b>	122.4	<b>1:37.832 (1)</b>	<b>89.53</b>		<b>18:26:37.196</b>
4 -	31.490	101.3	<b>17.918</b>	126.8	26.034	85.3	23.536	121.5	1:38.978 (2)	88.50	1.146	18:28:16.174

P9 58		KIRK / SMITHIES		LCR Yamaha - MK Racing								
IDEAL LAP TIME : 1:37.426		BEST LAP TIME : 1:37.587		DIFFERENCE : 0.161								
LAP	SECTOR 1	SECTOR 2	SECTOR 3	SECTOR 4	LAP TIME	MPH	DIFF	TIME OF DAY				
1 -	96.8	18.437	125.4	26.674	<b>89.5</b>	23.497	120.9	1:48.318	80.87	10.731	18:23:20.354	
2 -	31.938	100.1	17.431	121.1	26.215	85.7	23.818	122.2	1:39.402 (3)	88.12	1.815	18:24:59.756
3 -	31.603	102.4	17.892	128.3	26.352	87.9	<b>23.116</b>	120.2	1:38.963 (2)	88.51	1.376	18:26:38.719
4 -	<b>31.016</b>	<b>103.4</b>	<b>17.284</b>	<b>129.3</b>	<b>26.010</b>	87.7	23.277	<b>123.3</b>	<b>1:37.587 (1)</b>	<b>89.76</b>		<b>18:28:16.306</b>

P10 111		CABLE / MASTERS		LCR Yamaha - Cable Racing/L&W Contractors								
IDEAL LAP TIME : 1:38.244		BEST LAP TIME : 1:38.507		DIFFERENCE : 0.263								
LAP	SECTOR 1	SECTOR 2	SECTOR 3	SECTOR 4	LAP TIME	MPH	DIFF	TIME OF DAY				
1 -	97.9	18.219	126.8	26.827	86.1	23.889	123.1	1:49.277	80.16	10.770	18:23:21.313	
2 -	31.585	<b>102.9</b>	<b>17.847</b>	<b>128.5</b>	26.540	86.2	23.546	<b>124.2</b>	1:39.518 (2)	88.02	1.011	18:25:00.831
3 -	31.043	101.0	18.267	126.8	26.672	85.7	23.573	123.1	1:39.555 (3)	87.98	1.048	18:26:40.386
4 -	<b>30.929</b>	102.7	18.110	126.3	<b>25.939</b>	<b>86.5</b>	<b>23.529</b>	123.8	<b>1:38.507 (1)</b>	<b>88.92</b>		<b>18:28:18.893</b>

P11 51		GILBERT / THOMAS		Adolf RS1 Yamaha - Draper Racing								
IDEAL LAP TIME : 1:39.383		BEST LAP TIME : 1:40.228		DIFFERENCE : 0.845								
LAP	SECTOR 1	SECTOR 2	SECTOR 3	SECTOR 4	LAP TIME	MPH	DIFF	TIME OF DAY				
1 -	99.5	<b>18.326</b>	<b>125.2</b>	26.034	82.0	<b>23.816</b>	117.5	1:47.127	81.77	6.899	18:23:19.163	
2 -	<b>31.374</b>	98.2	18.704	124.0	<b>25.867</b>	<b>85.5</b>	24.466	<b>119.8</b>	1:40.411 (2)	87.23	0.183	18:24:59.574
3 -	31.738	<b>99.7</b>	18.913	124.2	26.190	83.8	24.259	118.5	1:41.100 (3)	86.64	0.872	18:26:40.674
4 -	31.435	98.8	18.423	122.6	26.338	82.8	24.032	117.7	<b>1:40.228 (1)</b>	<b>87.39</b>		<b>18:28:20.902</b>

P12 11		NICHOLLS / COLE		LCR Honda - TSR Racing								
IDEAL LAP TIME : 1:39.626		BEST LAP TIME : 1:39.626		DIFFERENCE : 0.000								
LAP	SECTOR 1	SECTOR 2	SECTOR 3	SECTOR 4	LAP TIME	MPH	DIFF	TIME OF DAY				
1 -	95.8	18.080	<b>123.5</b>	27.013	85.5	24.488	121.1	1:50.362	79.37	10.736	18:23:22.398	
2 -	31.714	<b>99.5</b>	18.407	121.7	26.927	<b>86.3</b>	23.881	<b>122.2</b>	1:40.929 (3)	86.79	1.303	18:25:03.327
3 -	<b>31.323</b>	98.8	<b>18.002</b>	123.1	<b>26.421</b>	85.1	<b>23.880</b>	120.9	<b>1:39.626 (1)</b>	<b>87.92</b>		<b>18:26:42.953</b>
4 -	31.363	96.4	18.462	116.9	26.712	83.8	23.986	121.5	1:40.523 (2)	87.14	0.897	18:28:23.476

P13 175		CLARKE / CLARKE		Windle Yamaha - City Lifting/Centurion Packaging								
IDEAL LAP TIME : 1:40.897		BEST LAP TIME : 1:41.416		DIFFERENCE : 0.519								
LAP	SECTOR 1	SECTOR 2	SECTOR 3	SECTOR 4	LAP TIME	MPH	DIFF	TIME OF DAY				
1 -	94.5	<b>18.541</b>	<b>124.7</b>	27.033	84.9	<b>24.347</b>	<b>117.7</b>	1:50.772	79.07	9.356	18:23:22.808	
2 -	32.024	96.0	18.697	121.3	26.693	82.3	24.444	115.9	1:41.858 (2)	86.00	0.442	18:25:04.666
3 -	<b>31.546</b>	<b>97.2</b>	18.883	119.1	<b>26.463</b>	<b>87.2</b>	24.524	116.1	<b>1:41.416 (1)</b>	<b>86.37</b>		<b>18:26:46.082</b>
4 -	32.200	94.9	18.637	117.1	26.955	86.3	24.554	115.5	1:42.346 (3)	85.59	0.930	18:28:28.428

P14 92		HILDIGE / HILDIGE		LCR Yamaha - H&K Racing								
IDEAL LAP TIME : 1:41.145		BEST LAP TIME : 1:41.197		DIFFERENCE : 0.052								
LAP	SECTOR 1	SECTOR 2	SECTOR 3	SECTOR 4	LAP TIME	MPH	DIFF	TIME OF DAY				
1 -	92.5	18.574	121.3	27.140	88.6	24.354	122.6	1:51.143	78.81	9.946	18:23:23.179	
2 -	32.147	98.9	18.467	121.7	<b>26.835</b>	86.5	24.230	<b>125.2</b>	1:41.679 (2)	86.15	0.482	18:25:04.858
3 -	<b>31.974</b>	<b>100.3</b>	<b>18.238</b>	<b>128.5</b>	26.887	<b>89.8</b>	<b>24.098</b>	<b>125.2</b>	<b>1:41.197 (1)</b>	<b>86.56</b>		<b>18:26:46.055</b>
4 -	32.489	98.2	18.510	112.7	27.314	87.6	24.347	124.7	1:42.660 (3)	85.32	1.463	18:28:28.715

Weather / Track : Cloudy / Dry

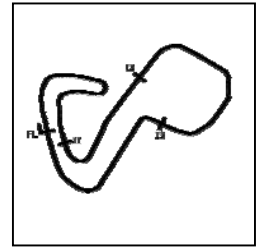
Brands Hatch GP  
Circuit Length = 2.4332 miles  
Start: 18:21 Flag 18:27 End: 18:30

# MCRCB BULLETIN TK200

## 2019 Bennetts British Superbike Championship - Round 4

## 2019 Molson Group British Sidecar Championship

### RACE 5 - SECTOR ANALYSIS



SECTOR 1 = FL to I1, SECTOR 2 = I1 to I2 SECTOR 3 = I2 to I3, SECTOR 4 = I3 to FL, DIFF = Difference To Personal Best Lap, P = Crossed Finish Line in Pit Lane, D = Time Disallowed

P15 155		RUSSELL / BRYANT				Shelbourne Suzuki - True Heroes Racing/Laguna						
IDEAL LAP TIME : 1:42.602		BEST LAP TIME : 1:42.614				DIFFERENCE : 0.012						
LAP	SECTOR 1	SECTOR 2		SECTOR 3		SECTOR 4		LAP TIME	MPH	DIFF	TIME OF DAY	
1 -		93.9	18.944	<b>125.2</b>	27.349	<b>84.9</b>	24.698	<b>117.5</b>	1:52.306	77.99	9.692	18:23:24.342
2 -	32.567	97.9	19.111	121.7	<b>27.091</b>	83.7	24.704	<b>117.5</b>	1:43.473 (3)	84.65	0.859	18:25:07.815
3 -	<b>32.135</b>	<b>98.6</b>	<b>18.745</b>	121.7	27.101	80.6	24.633	117.3	<b>1:42.614 (1)</b>	<b>85.36</b>		<b>18:26:50.429</b>
4 -	32.179	98.5	18.834	121.1	27.394	83.3	<b>24.631</b>	117.3	1:43.038 (2)	85.01	0.424	18:28:33.467

P16 10		ROBINSON / HAUXWELL				LCR Yamaha - Robinson Racing						
IDEAL LAP TIME : 1:44.136		BEST LAP TIME : 1:44.499				DIFFERENCE : 0.363						
LAP	SECTOR 1	SECTOR 2		SECTOR 3		SECTOR 4		LAP TIME	MPH	DIFF	TIME OF DAY	
1 -		93.4	19.347	<b>120.9</b>	27.854	<b>82.3</b>	25.025	116.9	1:54.285	76.64	9.786	18:23:26.321
2 -	33.201	96.5	<b>18.927</b>	119.1	<b>27.698</b>	78.2	<b>24.673</b>	<b>118.1</b>	<b>1:44.499 (1)</b>	<b>83.82</b>		<b>18:25:10.820</b>
3 -	33.100	95.5	19.154	119.6	27.705	77.4	24.850	116.9	1:44.809 (2)	83.57	0.310	18:26:55.629
4 -	<b>32.838</b>	<b>96.9</b>	18.940	117.9	28.023	79.6	25.029	117.5	1:44.830 (3)	83.56	0.331	18:28:40.459

P17 100		STEVENS / CHARLWOOD				LCR Kawasaki - Quattro Plant JG Speedfit Kawasaki						
IDEAL LAP TIME : 1:32.409		BEST LAP TIME : 1:32.572				DIFFERENCE : 0.163						
LAP	SECTOR 1	SECTOR 2		SECTOR 3		SECTOR 4		LAP TIME	MPH	DIFF	TIME OF DAY	
1 -		102.1	17.603	132.3	24.711	93.2	22.342	129.3	1:39.763	87.80	7.191	18:23:11.799
2 -	<b>29.353</b>	103.8	17.310	133.6	24.360	<b>96.2</b>	22.187	128.3	1:33.210 (2)	93.97	0.638	18:24:45.009
3 -	29.394	<b>106.6</b>	17.174	133.4	<b>23.961</b>	94.5	<b>22.043</b>	<b>130.3</b>	<b>1:32.572 (1)</b>	<b>94.62</b>		<b>18:26:17.581</b>
4 -	29.681	105.8	17.096	<b>134.2</b>	24.740	94.5	22.247	128.0	1:33.764 (3)	93.42	1.192	18:27:51.345

P18 16		BIRCHALL / BIRCHALL				LCR Yamaha - Mitchells of Mansfield						
IDEAL LAP TIME : 1:32.859		BEST LAP TIME : 1:33.139				DIFFERENCE : 0.280						
LAP	SECTOR 1	SECTOR 2		SECTOR 3		SECTOR 4		LAP TIME	MPH	DIFF	TIME OF DAY	
1 -		104.6	17.162	129.8	24.648	92.9	22.303	125.4	1:38.688	88.76	5.549	18:23:10.724
2 -	29.580	105.1	<b>16.996</b>	130.3	<b>24.218</b>	94.2	22.345	126.8	<b>1:33.139 (1)</b>	<b>94.05</b>		<b>18:24:43.863</b>
3 -	29.681	103.0	17.179	129.8	24.393	<b>95.0</b>	<b>22.221</b>	126.6	1:33.474 (2)	93.71	0.335	18:26:17.337
4 -	29.471	104.6	17.525	129.3	24.960	87.7	22.482	<b>127.3</b>	1:34.438 (3)	92.75	1.299	18:27:51.775

P19 18		BELL / ANDERSON				LCR Yamaha - Bell Racing / Marin Motorsports						
IDEAL LAP TIME : 1:39.053		BEST LAP TIME : 1:39.883				DIFFERENCE : 0.830						
LAP	SECTOR 1	SECTOR 2		SECTOR 3		SECTOR 4		LAP TIME	MPH	DIFF	TIME OF DAY	
1 -		99.7	18.325	<b>126.8</b>	26.109	<b>87.9</b>	<b>23.684</b>	119.4	1:47.589	81.41	7.706	18:23:19.625
2 -	31.256	99.8	18.472	122.9	<b>26.063</b>	87.8	24.329	<b>119.6</b>	1:40.120 (2)	87.49	0.237	18:24:59.745
3 -	31.281	<b>100.4</b>	<b>18.223</b>	125.9	26.646	87.7	23.733	117.5	<b>1:39.883 (1)</b>	<b>87.70</b>		<b>18:26:39.628</b>

P20 3		HOLDEN / CAIN				ARS Kawasaki - SBR (Silicone Engineering / Barnes Racing)						
IDEAL LAP TIME : 1:38.031		BEST LAP TIME :				DIFFERENCE :						
LAP	SECTOR 1	SECTOR 2		SECTOR 3		SECTOR 4		LAP TIME	MPH	DIFF	TIME OF DAY	
1 -		<b>105.6</b>	<b>17.154</b>	<b>132.3</b>	<b>25.315</b>	<b>93.7</b>	<b>22.854</b>	<b>126.3</b>	1:41.923	85.94		18:23:13.959

Weather / Track : Cloudy / Dry

Brands Hatch GP  
 Circuit Length = 2.4332 miles  
 Start: 18:21 Flag 18:27 End: 18:30





**MCRCB BULLETIN TK202****2019 Bennetts British Superbike Championship - Round 4****2019 Molson Group British Sidecar Championship****RACE 5 - BEST SPEEDS**

POS	INTERMEDIATE 1			INTERMEDIATE 2			INTERMEDIATE 3			FINISH LINE		
	NO	NAME	MPH	NO	NAME	MPH	NO	NAME	MPH	NO	NAME	MPH
1	6	ELLIS / RICHARDSON	106.8	100	STEVENS / CHARLWOOD	134.2	1	KERSHAW / CLARK	97.6	100	STEVENS / CHARLWOOD	130.3
2	1	KERSHAW / CLARK	106.6	16	BIRCHALL / BIRCHALL	132.6	34	CHRISTIE / CHRISTIE	96.5	1	KERSHAW / CLARK	128.0
3	100	STEVENS / CHARLWOOD	106.6	3	HOLDEN / CAIN	132.3	100	STEVENS / CHARLWOOD	96.2	16	BIRCHALL / BIRCHALL	127.3
4	34	CHRISTIE / CHRISTIE	106.0	1	KERSHAW / CLARK	132.1	6	ELLIS / RICHARDSON	95.8	3	HOLDEN / CAIN	126.3
5	16	BIRCHALL / BIRCHALL	106.0	6	ELLIS / RICHARDSON	131.5	16	BIRCHALL / BIRCHALL	95.0	60	HOLLAND / WATSON	126.1
6	3	HOLDEN / CAIN	105.6	60	HOLLAND / WATSON	131.5	3	HOLDEN / CAIN	93.7	92	HILDIGE / HILDIGE	125.2
7	60	HOLLAND / WATSON	104.6	34	CHRISTIE / CHRISTIE	130.8	5	BIGGS / SCHMITZ	92.9	34	CHRISTIE / CHRISTIE	124.9
8	4	PEACH / EDWARDS	103.4	58	KIRK / SMITHIES	129.3	4	PEACH / EDWARDS	92.0	111	CABLE / MASTERS	124.2
9	7	GRAY / PITT	103.4	7	GRAY / PITT	128.5	92	HILDIGE / HILDIGE	89.8	58	KIRK / SMITHIES	123.3
10	58	KIRK / SMITHIES	103.4	111	CABLE / MASTERS	128.5	60	HOLLAND / WATSON	89.7	7	GRAY / PITT	122.6
11	111	CABLE / MASTERS	102.9	92	HILDIGE / HILDIGE	128.5	58	KIRK / SMITHIES	89.5	11	NICHOLLS / COLE	122.2
12	5	BIGGS / SCHMITZ	102.1	4	PEACH / EDWARDS	127.8	2	BRYAN / HYDE	89.2	5	BIGGS / SCHMITZ	121.7
13	18	BELL / ANDERSON	100.4	18	BELL / ANDERSON	126.8	18	BELL / ANDERSON	87.9	4	PEACH / EDWARDS	121.3
14	92	HILDIGE / HILDIGE	100.3	5	BIGGS / SCHMITZ	125.2	175	CLARKE / CLARKE	87.2	2	BRYAN / HYDE	121.3
15	2	BRYAN / HYDE	99.7	2	BRYAN / HYDE	125.2	111	CABLE / MASTERS	86.5	51	GILBERT / THOMAS	119.8
16	51	GILBERT / THOMAS	99.7	51	GILBERT / THOMAS	125.2	11	NICHOLLS / COLE	86.3	18	BELL / ANDERSON	119.6
17	11	NICHOLLS / COLE	99.5	155	RUSSELL / BRYANT	125.2	7	GRAY / PITT	86.1	10	ROBINSON / HAUXWELL	118.1
18	155	RUSSELL / BRYANT	98.6	175	CLARKE / CLARKE	124.7	51	GILBERT / THOMAS	85.5	175	CLARKE / CLARKE	117.7
19	175	CLARKE / CLARKE	97.2	11	NICHOLLS / COLE	123.5	155	RUSSELL / BRYANT	84.9	155	RUSSELL / BRYANT	117.5
20	10	ROBINSON / HAUXWELL	96.9	10	ROBINSON / HAUXWELL	120.9	10	ROBINSON / HAUXWELL	82.3	89	HAUXWELL / TAYLOR	7.2
21	25	MacLAURIN / HOPE	94.1	25	MacLAURIN / HOPE	116.7	25	MacLAURIN / HOPE	82.2			
22												
23												

Weather / Track : Cloudy / Dry

Results can be found at [www.tsl-timing.com](http://www.tsl-timing.com)

Brands Hatch GP

Circuit Length = 2.4332 miles

Start: 18:21 Flag 18:27 End: 18:30

Printed - 18:35 Saturday, 15 June 2019

# MCRCB BULLETIN TK203

## 2019 Bennetts British Superbike Championship - Round 4

## 2019 Molson Group British Sidecar Championship

### RACE 5 - STATISTICS

**Competitors Started** 23  
**Planned Start** 2019-06-15 @ 17:50:00.000  
**Actual Start** 2019-06-15 @ 18:21:32.035  
**Finish Time** 2019-06-15 @ 18:27:52.064  
**Track Length** 2.4332mi.  
**Total Laps** 76  
**Total Distance Covered** 184.9300mi.

#### Session Fastest Lap History

NO	NAME	LAP TIME	TIME OF DAY	LAP	VEHICLE
16	BIRCHALL / BIRCHALL	1:33.139	18:24:43.880	2	LCR Yamaha
100	STEVENS / CHARLWOOD	1:32.572	18:26:17.596	3	LCR Kawasaki

#### Session Leader History

NO	NAME	FROM LAP	LAPS LED	DISTANCE	VEHICLE
16	BIRCHALL / BIRCHALL	1	3	7.29 miles	LCR Yamaha
100	STEVENS / CHARLWOOD	4	1	2.43 miles	LCR Kawasaki

#### Flag History

TYPE	TIME OF DAY
GREEN	18:21:32.035
FINISH	18:27:52.064

#### Flag Statistics

TYPE	COUNT	TOTAL LAPS	TOTAL TIME
Green	1	4	9:21.797
Red	0	0	0.000
Safety Car	0	0	0.000
FCY	0	0	0.000

Weather / Track : Cloudy / Dry

These results are provisional until the conclusion of any judicial and technical matters.

Brands Hatch GP

Circuit Length = 2.4332 miles

Start: 18:21 Flag 18:27 End: 18:30

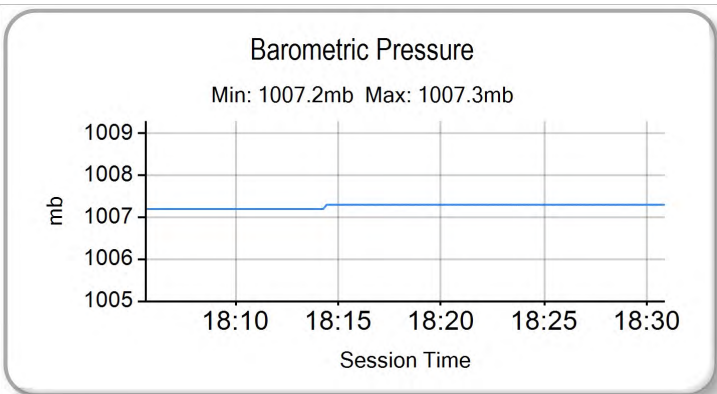
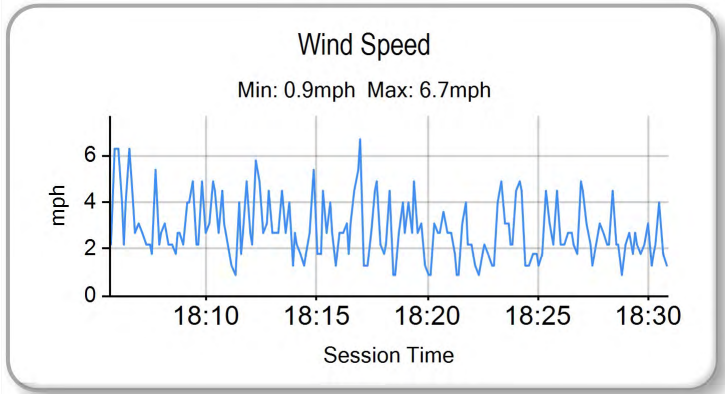
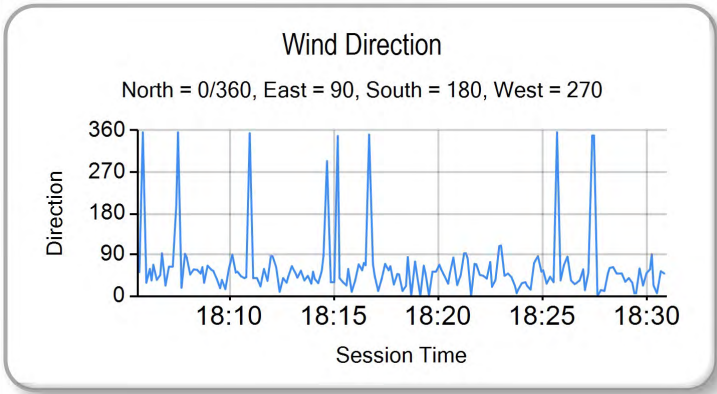
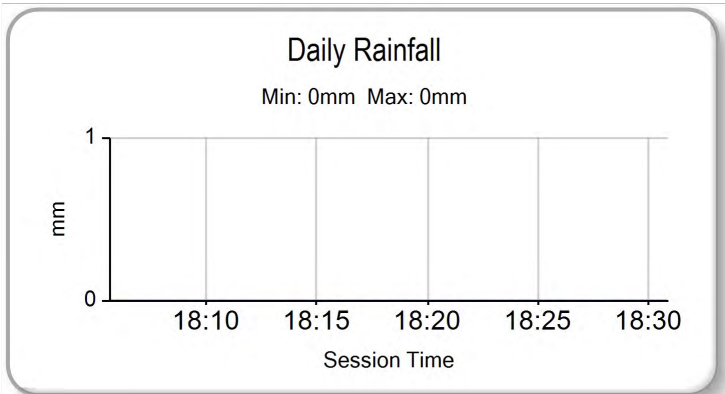
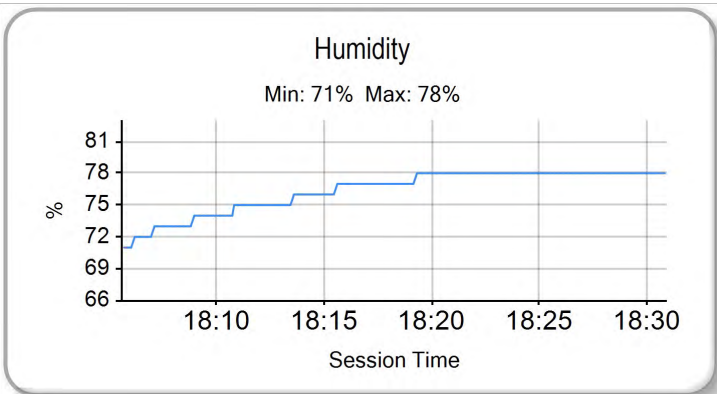
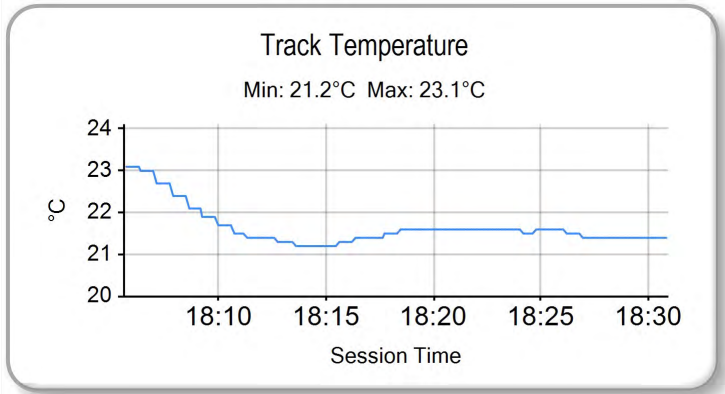
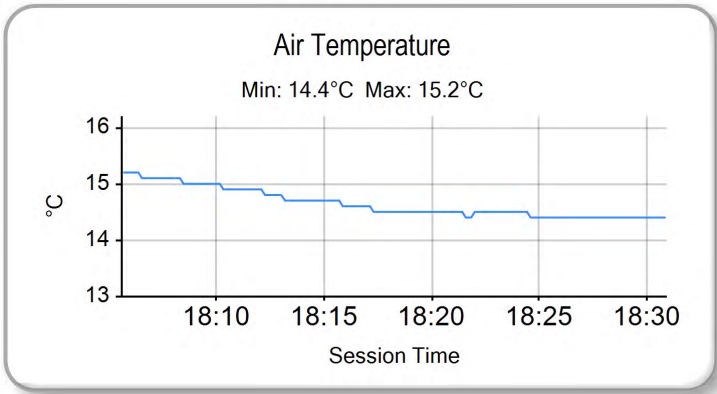
Race Director :	Stewards :	Timekeeper :
-----------------	------------	--------------

# MCRCB BULLETIN TK204

## 2019 Bennetts British Superbike Championship - Round 4

## 2019 Molson Group British Sidecar Championship

### RACE 5 - WEATHER CONDITIONS



Weather / Track : Cloudy / Dry

Results can be found at [www.tsl-timing.com](http://www.tsl-timing.com)

Brands Hatch GP  
Circuit Length = 2.4332 miles  
Start: 18:21 Flag 18:27 End: 18:30

Printed - 18:36 Saturday, 15 June 2019



**RACE 9 - PROVISIONAL GRID (10 Laps)**

ROW 12	1		1		34	25	MacLAURIN / HOPE		
ROW 11		33	89	HAUXWELL / TAYLOR	32		31	9	WALKER / CHRISTIE
ROW 10	30	3	HOLDEN / CAIN	29		28	18	BELL / ANDERSON	
ROW 9		27	16	BIRCHALL / BIRCHALL	26		25	100	STEVENS / CHARLWOOD
ROW 8	24	10	ROBINSON / HAUXWELL	23		22	155	RUSSELL / BRYANT	
ROW 7		21	92	HILDIGE / HILDIGE	20		19	175	CLARKE / CLARKE
ROW 6	18	11	NICHOLLS / COLE	17		16	51	GILBERT / THOMAS	
ROW 5		15	1	KERSHAW / CLARK	14		13	6	ELLIS / RICHARDSON
ROW 4	12	34	CHRISTIE / CHRISTIE	11		10	60	HOLLAND / WATSON	
ROW 3		9	4	PEACH / EDWARDS	8		7	5	BIGGS / SCHMITZ
ROW 2	6	2	BRYAN / HYDE	5		4	7	GRAY / PITT	
ROW 1		3	58	KIRK / SMITHIES	2		1	111	CABLE / MASTERS

**Pole**

Brands Hatch GP  
Circuit Length = 2.4332 miles

These results are provisional until the conclusion of any judicial and technical matters.

Race Director :	Stewards :	Timekeeper :
-----------------	------------	--------------

Results can be found at [www.britishsuperbike.com](http://www.britishsuperbike.com)

Printed - 18:36 Saturday, 15 June 2019

## WARM UP - CLASSIFICATION



POS	NO	NAME	NAT	ENTRY	TIME	ON	LAPS	GAP	DIFF	MPH
1	1	KERSHAW / CLARK		LCR Yamaha - Molson & Express Tyre Service	1:34.515	3	3			92.68
2	6	ELLIS / RICHARDSON		LCR Honda - Santander Salt	1:35.435	2	3	0.920	0.920	91.78
3	34	CHRISTIE / CHRISTIE		LCR Yamaha - CES Powerbiking	1:35.773	3	3	1.258	0.338	91.46
4	9	WALKER / CHRISTIE		LCR Yamaha - TAG Racing Yamaha	1:36.080	3	3	1.565	0.307	91.17
5	60	HOLLAND / WATSON		LCR Kawasaki - Quattro Plant JG Speedfit Kawasaki	1:36.917	3	3	2.402	0.837	90.38
6	4	PEACH / EDWARDS		LCR Yamaha - Life Safety Motorsport	1:37.393	3	3	2.878	0.476	89.94
7	5	BIGGS / SCHMITZ		LCR Honda - Taurus Tools Ltd	1:37.598	3	3	3.083	0.205	89.75
8	7	GRAY / PITT		LCR Yamaha - Brian Gray Powerbiking Team	1:37.728	3	3	3.213	0.130	89.63
9	3	HOLDEN / CAIN		ARS Kawasaki - SBR (Silicone Engineering / Barnes Raci	1:37.877	2	2	3.362	0.149	89.49
10	18	BELL / ANDERSON		LCR Yamaha - Bell Racing / Marin Motorsports	1:40.952	3	3	6.437	3.075	86.77
11	51	GILBERT / THOMAS		Adolf RS1 Yamaha - Draper Racing	1:41.515	3	3	7.000	0.563	86.29
12	58	KIRK / SMITHIES		LCR Yamaha - MK Racing	1:41.712	3	3	7.197	0.197	86.12
13	111	CABLE / MASTERS		LCR Yamaha - Cable Racing/L&W Contractors	1:41.866	3	3	7.351	0.154	85.99
14	2	BRYAN / HYDE		LCR Honda - CVR Global & GBM DEMOLITION	1:42.841	2	3	8.326	0.975	85.17
15	11	NICHOLLS / COLE		LCR Honda - TSR Racing	1:42.912	3	3	8.397	0.071	85.11
16	25	MacLAURIN / HOPE		LCR Yamaha - Blue Group/Fileder Filters	1:43.542	3	3	9.027	0.630	84.60
17	10	ROBINSON / HAUXWELL		LCR Yamaha - Robinson Racing	1:44.429	3	3	9.914	0.887	83.88
18	175	CLARKE / CLARKE		Windle Yamaha - City Lifting/Centurion Packaging	1:44.648	3	3	10.133	0.219	83.70
19	155	RUSSELL / BRYANT		Shelbourne Suzuki - True Heroes Racing/Laguna	1:46.141	3	3	11.626	1.493	82.53
20	89	HAUXWELL / TAYLOR		LCR Suzuki - CKJ Racing Team	1:47.070	3	3	12.555	0.929	81.81
21	92	HILDIGE / HILDIGE		LCR Yamaha - H&K Racing			1			

Weather / Track : Cloudy / Dry

These results are provisional until the conclusion of any judicial and technical matters.

Brands Hatch GP

Circuit Length = 2.4332 miles

Start: 09:00 Flag 09:05 End: 09:06

Race Director :	Stewards :	Timekeeper :
-----------------	------------	--------------

Results can be found at [www.britishsuperbike.com](http://www.britishsuperbike.com)

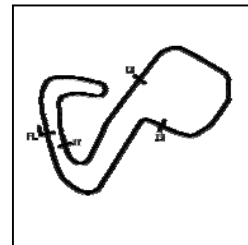
Printed - 09:07 Sunday, 16 June 2019

# MCRCB BULLETIN TK208

## 2019 Bennetts British Superbike Championship - Round 4

## 2019 Molson Group British Sidecar Championship

### WARM UP - SECTOR ANALYSIS



SECTOR 1 = FL to I1, SECTOR 2 = I1 to I2 SECTOR 3 = I2 to I3, SECTOR 4 = I3 to FL, DIFF = Difference To Personal Best Lap, P = Crossed Finish Line in Pit Lane, D = Time Disallowed

P1		1		KERSHAW / CLARK				LCR Yamaha - Molson & Express Tyre Service				
IDEAL LAP TIME :		1:34.515		BEST LAP TIME :		1:34.515		DIFFERENCE :		0.000		
LAP	SECTOR 1	SECTOR 2	SECTOR 3	SECTOR 4	LAP TIME	MPH	DIFF	TIME OF DAY				
1 -	OUTLAP	92.8	18.779	111.2	29.336	70.4	24.543	121.1	1:48.057	81.06	13.542	09:02:03.143
2 -	32.011	99.1	17.691	128.0	25.920	88.5	22.976	124.7	1:38.598 (2)	88.84	4.083	09:03:41.741
3 -	<b>30.108</b>	<b>106.1</b>	<b>16.990</b>	<b>129.0</b>	<b>24.574</b>	<b>92.8</b>	<b>22.843</b>	<b>125.2</b>	<b>1:34.515 (1)</b>	<b>92.68</b>		<b>09:05:16.256</b>

P2		6		ELLIS / RICHARDSON				LCR Honda - Santander Salt				
IDEAL LAP TIME :		1:34.675		BEST LAP TIME :		1:35.435		DIFFERENCE :		0.760		
LAP	SECTOR 1	SECTOR 2	SECTOR 3	SECTOR 4	LAP TIME	MPH	DIFF	TIME OF DAY				
1 -	OUTLAP	97.6	17.934	127.5	26.605	80.5	23.612		1:42.362	85.57	6.927	09:01:51.124
2 -	30.353	<b>104.6</b>	<b>17.346</b>	<b>131.3</b>	25.085	90.1	<b>22.651</b>		<b>1:35.435 (1)</b>	<b>91.78</b>		<b>09:03:26.559</b>
3 -	<b>29.791</b>	104.0	17.456	127.5	<b>24.887</b>	<b>93.9</b>	23.342		1:35.476 (2)	91.74	0.041	09:05:02.035

P3		34		CHRISTIE / CHRISTIE				LCR Yamaha - CES Powerbiking				
IDEAL LAP TIME :		1:35.772		BEST LAP TIME :		1:35.773		DIFFERENCE :		0.001		
LAP	SECTOR 1	SECTOR 2	SECTOR 3	SECTOR 4	LAP TIME	MPH	DIFF	TIME OF DAY				
1 -	OUTLAP	87.9	18.909	117.3	27.602	82.0	23.793	122.9	1:44.743	83.63	8.970	09:02:33.386
2 -	30.793	104.5	17.437	127.8	25.832	90.1	<b>22.790</b>	123.8	1:36.852 (2)	90.44	1.079	09:04:10.238
3 -	<b>30.461</b>	<b>104.6</b>	<b>17.311</b>	<b>129.3</b>	<b>25.210</b>	<b>91.6</b>	22.791	<b>124.2</b>	<b>1:35.773 (1)</b>	<b>91.46</b>		<b>09:05:46.011</b>

P4		9		WALKER / CHRISTIE				LCR Yamaha - TAG Racing Yamaha				
IDEAL LAP TIME :		1:35.992		BEST LAP TIME :		1:36.080		DIFFERENCE :		0.088		
LAP	SECTOR 1	SECTOR 2	SECTOR 3	SECTOR 4	LAP TIME	MPH	DIFF	TIME OF DAY				
1 -	OUTLAP	98.3	18.203	127.0	26.919	84.7	23.550	124.9	1:42.616	85.36	6.536	09:01:52.799
2 -	30.576	104.5	<b>17.421</b>	126.6	26.407	82.2	23.114	<b>127.8</b>	1:37.518 (2)	89.82	1.438	09:03:30.317
3 -	<b>30.300</b>	<b>106.0</b>	17.509	<b>131.3</b>	<b>25.386</b>	<b>90.0</b>	<b>22.885</b>	126.8	<b>1:36.080 (1)</b>	<b>91.17</b>		<b>09:05:06.397</b>

P5		60		HOLLAND / WATSON				LCR Kawasaki - Quattro Plant JG Speedfit Kawasaki				
IDEAL LAP TIME :		1:36.917		BEST LAP TIME :		1:36.917		DIFFERENCE :		0.000		
LAP	SECTOR 1	SECTOR 2	SECTOR 3	SECTOR 4	LAP TIME	MPH	DIFF	TIME OF DAY				
1 -	OUTLAP	93.4	18.459	116.1	28.451	78.3	23.690	124.9	1:44.320	83.97	7.403	09:01:50.454
2 -	30.879	101.0	17.935	114.9	26.502	85.9	23.017	125.4	1:38.333 (2)	89.08	1.416	09:03:28.787
3 -	<b>30.531</b>	<b>104.0</b>	<b>17.646</b>	<b>118.5</b>	<b>25.732</b>	<b>88.5</b>	<b>23.008</b>	<b>126.6</b>	<b>1:36.917 (1)</b>	<b>90.38</b>		<b>09:05:05.704</b>

P6		4		PEACH / EDWARDS				LCR Yamaha - Life Safety Motorsport				
IDEAL LAP TIME :		1:37.265		BEST LAP TIME :		1:37.393		DIFFERENCE :		0.128		
LAP	SECTOR 1	SECTOR 2	SECTOR 3	SECTOR 4	LAP TIME	MPH	DIFF	TIME OF DAY				
1 -	OUTLAP	96.4	18.428	<b>128.0</b>	27.925	81.0	23.748	<b>121.7</b>	1:45.199	83.26	7.806	09:01:54.274
2 -	31.097	<b>102.6</b>	<b>17.628</b>	126.1	25.991	85.9	<b>23.409</b>	121.5	1:38.125 (2)	89.27	0.732	09:03:32.399
3 -	<b>30.714</b>	102.2	17.744	125.6	<b>25.514</b>	<b>90.3</b>	23.421	119.6	<b>1:37.393 (1)</b>	<b>89.94</b>		<b>09:05:09.792</b>

P7		5		BIGGS / SCHMITZ				LCR Honda - Taurus Tools Ltd				
IDEAL LAP TIME :		1:37.553		BEST LAP TIME :		1:37.598		DIFFERENCE :		0.045		
LAP	SECTOR 1	SECTOR 2	SECTOR 3	SECTOR 4	LAP TIME	MPH	DIFF	TIME OF DAY				
1 -	OUTLAP	97.9	18.221	125.2	27.042	84.6	23.713	121.1	1:43.220	84.86	5.622	09:01:49.882
2 -	31.055	<b>101.8</b>	<b>18.035</b>	<b>126.3</b>	<b>25.483</b>	<b>89.0</b>	23.555	120.9	1:38.128 (2)	89.26	0.530	09:03:28.010
3 -	<b>30.639</b>	101.5	18.055	123.8	25.508	88.8	<b>23.396</b>	<b>121.5</b>	<b>1:37.598 (1)</b>	<b>89.75</b>		<b>09:05:05.608</b>

P8		7		GRAY / PITT				LCR Yamaha - Brian Gray Powerbiking Team				
IDEAL LAP TIME :		1:37.728		BEST LAP TIME :		1:37.728		DIFFERENCE :		0.000		
LAP	SECTOR 1	SECTOR 2	SECTOR 3	SECTOR 4	LAP TIME	MPH	DIFF	TIME OF DAY				
1 -	OUTLAP	91.1	18.325	126.1	27.563	78.3	24.300	123.8	1:46.511	82.24	8.783	09:01:51.453
2 -	31.287	100.3	17.856	<b>128.3</b>	26.340	85.9	23.332	<b>124.5</b>	1:38.815 (2)	88.64	1.087	09:03:30.268
3 -	<b>31.179</b>	<b>102.2</b>	<b>17.762</b>	128.0	<b>25.848</b>	<b>87.3</b>	<b>22.939</b>	124.0	<b>1:37.728 (1)</b>	<b>89.63</b>		<b>09:05:07.996</b>

Weather / Track : Cloudy / Dry

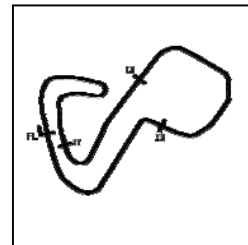
Brands Hatch GP  
Circuit Length = 2.4332 miles  
Start: 09:00 Flag 09:05 End: 09:06

# MCRCB BULLETIN TK208

## 2019 Bennetts British Superbike Championship - Round 4

## 2019 Molson Group British Sidecar Championship

### WARM UP - SECTOR ANALYSIS



SECTOR 1 = FL to I1, SECTOR 2 = I1 to I2 SECTOR 3 = I2 to I3, SECTOR 4 = I3 to FL, DIFF = Difference To Personal Best Lap, P = Crossed Finish Line in Pit Lane, D = Time Disallowed

<b>P9</b>	<b>3</b>	<b>HOLDEN / CAIN</b>	ARS Kawasaki - SBR (Silicone Engineering / Barnes Racing)				
IDEAL LAP TIME : 1:36.901		BEST LAP TIME : 1:37.877		DIFFERENCE : 0.976			

LAP	SECTOR 1	SECTOR 2	SECTOR 3	SECTOR 4	LAP TIME	MPH	DIFF	TIME OF DAY
1 -	OUTLAP	100.1	18.128 125.6	27.644 83.8	23.805 126.8	1:44.290	83.99	6.413 09:01:48.138
2 -	31.069	103.5	<b>17.622 129.5</b>	<b>26.055 87.4</b>	<b>23.131 127.0</b>	<b>1:37.877 (1)</b>	<b>89.49</b>	<b>09:03:26.015</b>

<b>P10</b>	<b>18</b>	<b>BELL / ANDERSON</b>	LCR Yamaha - Bell Racing / Marin Motorsports				
IDEAL LAP TIME : 1:40.225		BEST LAP TIME : 1:40.952		DIFFERENCE : 0.727			

LAP	SECTOR 1	SECTOR 2	SECTOR 3	SECTOR 4	LAP TIME	MPH	DIFF	TIME OF DAY
1 -	OUTLAP	93.2	19.133 118.5	29.280 77.0	24.739 117.9	1:48.702	80.58	7.750 09:02:12.783
2 -	31.802	<b>100.3</b>	18.617 121.3	28.103 <b>87.1</b>	<b>23.856</b> 118.3	1:42.378 (2)	85.56	1.426 09:03:55.161
3 -	<b>31.633</b>	99.1	<b>18.248 126.6</b>	<b>26.488</b> 85.1	24.583 <b>120.9</b>	<b>1:40.952 (1)</b>	<b>86.77</b>	<b>09:05:36.113</b>

<b>P11</b>	<b>51</b>	<b>GILBERT / THOMAS</b>	Adolf RS1 Yamaha - Draper Racing				
IDEAL LAP TIME : 1:41.515		BEST LAP TIME : 1:41.515		DIFFERENCE : 0.000			

LAP	SECTOR 1	SECTOR 2	SECTOR 3	SECTOR 4	LAP TIME	MPH	DIFF	TIME OF DAY
1 -	OUTLAP	92.6	18.862 <b>123.5</b>	28.496 67.7	25.345 116.5	1:48.086	81.04	6.571 09:02:08.691
2 -	33.316	94.3	19.192 120.4	27.213 76.6	24.320 <b>117.5</b>	1:44.041 (2)	84.19	2.526 09:03:52.732
3 -	<b>32.135</b>	<b>95.7</b>	<b>18.630</b> 123.3	<b>26.595</b> <b>77.9</b>	<b>24.155</b> 117.1	<b>1:41.515 (1)</b>	<b>86.29</b>	<b>09:05:34.247</b>

<b>P12</b>	<b>58</b>	<b>KIRK / SMITHIES</b>	LCR Yamaha - MK Racing				
IDEAL LAP TIME : 1:40.538		BEST LAP TIME : 1:41.712		DIFFERENCE : 1.174			

LAP	SECTOR 1	SECTOR 2	SECTOR 3	SECTOR 4	LAP TIME	MPH	DIFF	TIME OF DAY
1 -	OUTLAP	93.8	18.835 110.7	29.140 77.8	24.806 116.7	1:47.630	81.38	5.918 09:02:05.277
2 -	31.937	<b>98.5</b>	<b>17.853 113.9</b>	28.414 <b>78.6</b>	<b>23.917 122.9</b>	1:42.121 (2)	85.77	0.409 09:03:47.398
3 -	<b>31.317</b>	95.8	18.628 109.6	<b>27.451</b> 77.5	24.316 121.5	<b>1:41.712 (1)</b>	<b>86.12</b>	<b>09:05:29.110</b>

<b>P13</b>	<b>111</b>	<b>CABLE / MASTERS</b>	LCR Yamaha - Cable Racing/L&W Contractors				
IDEAL LAP TIME : 1:41.866		BEST LAP TIME : 1:41.866		DIFFERENCE : 0.000			

LAP	SECTOR 1	SECTOR 2	SECTOR 3	SECTOR 4	LAP TIME	MPH	DIFF	TIME OF DAY
1 -	OUTLAP	85.7	19.281 113.5	29.887 76.0	24.909 122.6	1:49.667	79.87	7.801 09:02:01.351
2 -	32.882	96.2	18.481 123.3	27.495 79.0	24.163 122.9	1:43.021 (2)	85.02	1.155 09:03:44.372
3 -	<b>32.535</b>	<b>96.9</b>	<b>18.362 124.0</b>	<b>26.908 83.3</b>	<b>24.061 123.1</b>	<b>1:41.866 (1)</b>	<b>85.99</b>	<b>09:05:26.238</b>

<b>P14</b>	<b>2</b>	<b>BRYAN / HYDE</b>	LCR Honda - CVR Global & GBM DEMOLITION				
IDEAL LAP TIME : 1:42.370		BEST LAP TIME : 1:42.841		DIFFERENCE : 0.471			

LAP	SECTOR 1	SECTOR 2	SECTOR 3	SECTOR 4	LAP TIME	MPH	DIFF	TIME OF DAY
1 -	OUTLAP	91.4	18.738 108.2	30.483 73.9	25.053 <b>121.5</b>	1:49.945	79.67	7.104 09:02:03.318
2 -	32.801	<b>94.2</b>	18.419 <b>119.8</b>	<b>27.462 83.2</b>	<b>24.159</b> 120.6	<b>1:42.841 (1)</b>	<b>85.17</b>	<b>09:03:46.159</b>
3 -	<b>32.438</b>	93.8	<b>18.311</b> 115.1	27.606 78.6	25.064 115.9	1:43.419 (2)	84.70	0.578 09:05:29.578

<b>P15</b>	<b>11</b>	<b>NICHOLLS / COLE</b>	LCR Honda - TSR Racing				
IDEAL LAP TIME : 1:42.912		BEST LAP TIME : 1:42.912		DIFFERENCE : 0.000			

LAP	SECTOR 1	SECTOR 2	SECTOR 3	SECTOR 4	LAP TIME	MPH	DIFF	TIME OF DAY
1 -	OUTLAP	86.4	19.472 105.0	30.023 74.3	25.465 119.1	1:51.419	78.62	8.507 09:02:01.051
2 -	33.494	93.9	18.744 112.9	27.798 <b>79.5</b>	24.731 121.7	1:44.767 (2)	83.61	1.855 09:03:45.818
3 -	<b>32.558</b>	<b>97.2</b>	<b>18.364 120.2</b>	<b>27.454</b> 78.2	<b>24.536 122.0</b>	<b>1:42.912 (1)</b>	<b>85.11</b>	<b>09:05:28.730</b>

<b>P16</b>	<b>25</b>	<b>MacLAURIN / HOPE</b>	LCR Yamaha - Blue Group/Fileder Filters				
IDEAL LAP TIME : 1:42.566		BEST LAP TIME : 1:43.542		DIFFERENCE : 0.976			

LAP	SECTOR 1	SECTOR 2	SECTOR 3	SECTOR 4	LAP TIME	MPH	DIFF	TIME OF DAY
1 -	OUTLAP	89.4	19.447 113.3	29.300 71.6	25.268 116.5	1:48.252	80.92	4.710 09:02:09.438
2 -	33.090	<b>93.7</b>	<b>18.742 123.1</b>	27.571 <b>79.8</b>	<b>24.174 118.7</b>	1:43.577 (2)	84.57	0.035 09:03:53.015
3 -	<b>32.309</b>	<b>93.7</b>	18.808 119.8	<b>27.341</b> 78.5	25.084 115.3	<b>1:43.542 (1)</b>	<b>84.60</b>	<b>09:05:36.557</b>

Weather / Track : Cloudy / Dry

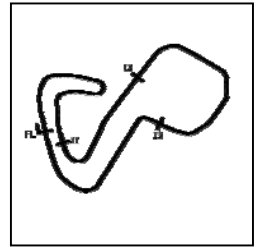
Brands Hatch GP  
Circuit Length = 2.4332 miles  
Start: 09:00 Flag 09:05 End: 09:06



## 2019 Bennetts British Superbike Championship - Round 4

## 2019 Molson Group British Sidecar Championship

## WARM UP - SECTOR ANALYSIS



SECTOR 1 = FL to I1, SECTOR 2 = I1 to I2 SECTOR 3 = I2 to I3, SECTOR 4 = I3 to FL, DIFF = Difference To Personal Best Lap, P = Crossed Finish Line in Pit Lane, D = Time Disallowed

P17 10		ROBINSON / HAUXWELL				LCR Yamaha - Robinson Racing							
IDEAL LAP TIME : 1:44.429		BEST LAP TIME : 1:44.429				DIFFERENCE : 0.000							
LAP	SECTOR 1	SECTOR 2		SECTOR 3		SECTOR 4	LAP TIME	MPH	DIFF	TIME OF DAY			
1 -	OUTLAP	91.3	20.009	110.5	30.084	75.4	25.131	<b>118.7</b>	1:51.189	78.78	6.760	09:02:01.984	
2 -		33.257	94.6	19.359	114.9	28.277	<b>79.5</b>	25.602	117.1	1:46.495 (2)	82.25	2.066	09:03:48.479
3 -		<b>32.860</b>	<b>97.1</b>	<b>19.020</b>	<b>116.3</b>	<b>27.920</b>	78.8	<b>24.629</b>	117.7	<b>1:44.429 (1)</b>	<b>83.88</b>		<b>09:05:32.908</b>

P18 175		CLARKE / CLARKE				Windle Yamaha - City Lifting/Centurion Packaging							
IDEAL LAP TIME : 1:44.648		BEST LAP TIME : 1:44.648				DIFFERENCE : 0.000							
LAP	SECTOR 1	SECTOR 2		SECTOR 3		SECTOR 4	LAP TIME	MPH	DIFF	TIME OF DAY			
1 -	OUTLAP	89.2	19.643	112.7	29.757	74.1	25.156	<b>116.7</b>	1:49.689	79.86	5.041	09:02:02.534	
2 -		33.482	<b>94.3</b>	19.242	112.0	28.741	72.6	25.218	115.7	1:46.683 (2)	82.11	2.035	09:03:49.217
3 -		<b>32.526</b>	93.2	<b>19.064</b>	<b>115.9</b>	<b>27.937</b>	<b>78.3</b>	<b>25.121</b>	116.1	<b>1:44.648 (1)</b>	<b>83.70</b>		<b>09:05:33.865</b>

P19 155		RUSSELL / BRYANT				Shelbourne Suzuki - True Heroes Racing/Laguna							
IDEAL LAP TIME : 1:45.945		BEST LAP TIME : 1:46.141				DIFFERENCE : 0.196							
LAP	SECTOR 1	SECTOR 2		SECTOR 3		SECTOR 4	LAP TIME	MPH	DIFF	TIME OF DAY			
1 -	OUTLAP	94.9	<b>19.229</b>	<b>123.3</b>	28.860	74.7	25.386	<b>119.1</b>	1:48.091	81.04	1.950	09:02:09.998	
2 -		33.930	90.5	19.488	111.4	29.347	76.0	25.479	118.3	1:48.244 (2)	80.92	2.103	09:03:58.242
3 -		<b>33.773</b>	<b>95.7</b>	19.425	121.5	<b>28.126</b>	<b>82.8</b>	<b>24.817</b>	117.7	<b>1:46.141 (1)</b>	<b>82.53</b>		<b>09:05:44.383</b>

P20 89		HAUXWELL / TAYLOR				LCR Suzuki - CKJ Racing Team							
IDEAL LAP TIME : 1:47.070		BEST LAP TIME : 1:47.070				DIFFERENCE : 0.000							
LAP	SECTOR 1	SECTOR 2		SECTOR 3		SECTOR 4	LAP TIME	MPH	DIFF	TIME OF DAY			
1 -	OUTLAP	<b>88.1</b>	19.095	106.0	30.448	70.3	26.178	117.5	1:50.733	79.10	3.663	09:02:09.270	
2 -		34.292	82.7	19.150	100.3	29.735	<b>76.7</b>	25.445	<b>120.4</b>	1:48.622 (2)	80.64	1.552	09:03:57.892
3 -		<b>33.655</b>	86.5	<b>18.780</b>	<b>110.7</b>	<b>29.730</b>	76.0	<b>24.905</b>	119.4	<b>1:47.070 (1)</b>	<b>81.81</b>		<b>09:05:44.962</b>

P21 92		HILDIGE / HILDIGE				LCR Yamaha - H&K Racing						
IDEAL LAP TIME : 1:51.862		BEST LAP TIME :				DIFFERENCE :						
LAP	SECTOR 1	SECTOR 2		SECTOR 3		SECTOR 4	LAP TIME	MPH	DIFF	TIME OF DAY		
1 -	OUTLAP	<b>93.2</b>	<b>19.574</b>	<b>116.7</b>	<b>30.193</b>	<b>77.5</b>	<b>25.990</b>	<b>117.7</b>	1:51.319	78.69		09:02:08.083

# MCRCB BULLETIN TK209

## 2019 Bennetts British Superbike Championship - Round 4

## 2019 Molson Group British Sidecar Championship

### WARM UP - BEST SECTORS

SECTOR 1				SECTOR 2				SECTOR 3				SECTOR 4				IDEAL / BEST COMPARISON			
POS	NO	NAME	TIME	NO	NAME	TIME	NO	NAME	TIME	NO	NAME	TIME	NO	NAME	IDEAL	BEST	DIFF		
															<b>PERFECT LAP</b>		<b>1:34.006</b>		
1	6	ELLIS /	29.791	1	KERSHAW	16.990	1	KERSHAW	24.574	6	ELLIS /	22.651	1	1	KERSHAW / CLARK	1:34.515	1:34.515	0.000	
2	3	HOLDEN	30.093	34	CHRISTI	17.311	6	ELLIS /	24.887	34	CHRISTI	22.790	2	6	ELLIS / RICHARDSON	1:34.675	1:35.435	0.760	
3	1	KERSHAW	30.108	6	ELLIS /	17.346	34	CHRISTI	25.210	1	KERSHAW	22.843	3	34	CHRISTIE / CHRISTIE	1:35.772	1:35.773	0.001	
4	9	WALKER	30.300	9	WALKER	17.421	9	WALKER	25.386	9	WALKER	22.885	4	9	WALKER / CHRISTIE	1:35.992	1:36.080	0.088	
5	34	CHRISTI	30.461	3	HOLDEN	17.622	5	BIGGS /	25.483	7	GRAY /	22.939	5	3	HOLDEN / CAIN	1:36.901	1:37.877	0.976	
6	60	HOLLAND	30.531	4	PEACH /	17.628	4	PEACH /	25.514	60	HOLLAND	23.008	6	60	HOLLAND / WATSON	1:36.917	1:36.917	0.000	
7	5	BIGGS /	30.639	60	HOLLAND	17.646	60	HOLLAND	25.732	3	HOLDEN	23.131	7	4	PEACH / EDWARDS	1:37.265	1:37.393	0.128	
8	4	PEACH /	30.714	7	GRAY /	17.762	7	GRAY /	25.848	5	BIGGS /	23.396	8	5	BIGGS / SCHMITZ	1:37.553	1:37.598	0.045	
9	7	GRAY /	31.179	58	KIRK /	17.853	3	HOLDEN	26.055	4	PEACH /	23.409	9	7	GRAY / PITT	1:37.728	1:37.728	0.000	
10	58	KIRK /	31.317	5	BIGGS /	18.035	18	BELL /	26.488	18	BELL /	23.856	10	18	BELL / ANDERSON	1:40.225	1:40.952	0.727	
11	18	BELL /	31.633	18	BELL /	18.248	51	GILBERT	26.595	58	KIRK /	23.917	11	58	KIRK / SMITHIES	1:40.538	1:41.712	1.174	
12	51	GILBERT	32.135	2	BRYAN /	18.311	111	CABLE /	26.908	111	CABLE /	24.061	12	51	GILBERT / THOMAS	1:41.515	1:41.515	0.000	
13	25	MacLAUR	32.309	111	CABLE /	18.362	25	MacLAUR	27.341	51	GILBERT	24.155	13	111	CABLE / MASTERS	1:41.866	1:41.866	0.000	
14	2	BRYAN /	32.438	11	NICHOLL	18.364	58	KIRK /	27.451	2	BRYAN /	24.159	14	2	BRYAN / HYDE	1:42.370	1:42.841	0.471	
15	175	CLARKE	32.526	51	GILBERT	18.630	11	NICHOLL	27.454	25	MacLAUR	24.174	15	25	MacLAURIN / HOPE	1:42.566	1:43.542	0.976	
16	111	CABLE /	32.535	25	MacLAUR	18.742	2	BRYAN /	27.462	11	NICHOLL	24.536	16	11	NICHOLLS / COLE	1:42.912	1:42.912	0.000	
17	11	NICHOLL	32.558	89	HAUXWEL	18.780	10	ROBINSO	27.920	10	ROBINSO	24.629	17	10	ROBINSON / HAUXWELL	1:44.429	1:44.429	0.000	
18	10	ROBINSO	32.860	10	ROBINSO	19.020	175	CLARKE	27.937	155	RUSSELL	24.817	18	175	CLARKE / CLARKE	1:44.648	1:44.648	0.000	
19	89	HAUXWEL	33.655	175	CLARKE	19.064	155	RUSSELL	28.126	89	HAUXWEL	24.905	19	155	RUSSELL / BRYANT	1:45.945	1:46.141	0.196	
20	155	RUSSELL	33.773	155	RUSSELL	19.229	89	HAUXWEL	29.730	175	CLARKE	25.121	20	89	HAUXWELL / TAYLOR	1:47.070	1:47.070	0.000	
21	92	HILDIGE	36.105	92	HILDIGE	19.574	92	HILDIGE	30.193	92	HILDIGE	25.990	21	92	HILDIGE / HILDIGE	1:51.862			

Weather / Track : Cloudy / Dry

Results can be found at [www.tsl-timing.com](http://www.tsl-timing.com)

Brands Hatch GP

Circuit Length = 2.4332 miles

Start: 09:00 Flag 09:05 End: 09:06

Printed - 09:08 Sunday, 16 June 2019

**MCRCB BULLETIN TK210****2019 Bennetts British Superbike Championship - Round 4****2019 Molson Group British Sidecar Championship****WARM UP - BEST SPEEDS**

POS	INTERMEDIATE 1			INTERMEDIATE 2			INTERMEDIATE 3			FINISH LINE		
	NO	NAME	MPH	NO	NAME	MPH	NO	NAME	MPH	NO	NAME	MPH
1	1	KERSHAW / CLARK	106.1	6	ELLIS / RICHARDSON	131.3	6	ELLIS / RICHARDSON	93.9	9	WALKER / CHRISTIE	127.8
2	3	HOLDEN / CAIN	106.1	9	WALKER / CHRISTIE	131.3	1	KERSHAW / CLARK	92.8	3	HOLDEN / CAIN	127.0
3	9	WALKER / CHRISTIE	106.0	3	HOLDEN / CAIN	129.5	34	CHRISTIE / CHRISTIE	91.6	60	HOLLAND / WATSON	126.6
4	6	ELLIS / RICHARDSON	104.6	34	CHRISTIE / CHRISTIE	129.3	4	PEACH / EDWARDS	90.3	1	KERSHAW / CLARK	125.2
5	34	CHRISTIE / CHRISTIE	104.6	1	KERSHAW / CLARK	129.0	9	WALKER / CHRISTIE	90.0	7	GRAY / PITT	124.5
6	60	HOLLAND / WATSON	104.0	7	GRAY / PITT	128.3	5	BIGGS / SCHMITZ	89.0	34	CHRISTIE / CHRISTIE	124.2
7	4	PEACH / EDWARDS	102.6	4	PEACH / EDWARDS	128.0	60	HOLLAND / WATSON	88.5	111	CABLE / MASTERS	123.1
8	7	GRAY / PITT	102.2	18	BELL / ANDERSON	126.6	3	HOLDEN / CAIN	87.4	58	KIRK / SMITHIES	122.9
9	5	BIGGS / SCHMITZ	101.8	5	BIGGS / SCHMITZ	126.3	7	GRAY / PITT	87.3	11	NICHOLLS / COLE	122.0
10	18	BELL / ANDERSON	100.3	111	CABLE / MASTERS	124.0	18	BELL / ANDERSON	87.1	4	PEACH / EDWARDS	121.7
11	58	KIRK / SMITHIES	98.5	51	GILBERT / THOMAS	123.5	111	CABLE / MASTERS	83.3	5	BIGGS / SCHMITZ	121.5
12	11	NICHOLLS / COLE	97.2	155	RUSSELL / BRYANT	123.3	2	BRYAN / HYDE	83.2	2	BRYAN / HYDE	121.5
13	10	ROBINSON / HAUXWELL	97.1	25	MacLAURIN / HOPE	123.1	155	RUSSELL / BRYANT	82.8	18	BELL / ANDERSON	120.9
14	111	CABLE / MASTERS	96.9	11	NICHOLLS / COLE	120.2	25	MacLAURIN / HOPE	79.8	89	HAUXWELL / TAYLOR	120.4
15	51	GILBERT / THOMAS	95.7	2	BRYAN / HYDE	119.8	11	NICHOLLS / COLE	79.5	155	RUSSELL / BRYANT	119.1
16	155	RUSSELL / BRYANT	95.7	60	HOLLAND / WATSON	118.5	10	ROBINSON / HAUXWELL	79.5	25	MacLAURIN / HOPE	118.7
17	175	CLARKE / CLARKE	94.3	92	HILDIGE / HILDIGE	116.7	58	KIRK / SMITHIES	78.6	10	ROBINSON / HAUXWELL	118.7
18	2	BRYAN / HYDE	94.2	10	ROBINSON / HAUXWELL	116.3	175	CLARKE / CLARKE	78.3	92	HILDIGE / HILDIGE	117.7
19	25	MacLAURIN / HOPE	93.7	175	CLARKE / CLARKE	115.9	51	GILBERT / THOMAS	77.9	51	GILBERT / THOMAS	117.5
20	92	HILDIGE / HILDIGE	93.2	58	KIRK / SMITHIES	113.9	92	HILDIGE / HILDIGE	77.5	175	CLARKE / CLARKE	116.7
21	89	HAUXWELL / TAYLOR	88.1	89	HAUXWELL / TAYLOR	110.7	89	HAUXWELL / TAYLOR	76.7			

Weather / Track : Cloudy / Dry

Brands Hatch GP

Circuit Length = 2.4332 miles

Start: 09:00 Flag 09:05 End: 09:06

Results can be found at [www.tsl-timing.com](http://www.tsl-timing.com)

Printed - 09:08 Sunday, 16 June 2019

# MCRCB BULLETIN TK211

## 2019 Bennetts British Superbike Championship - Round 4

## 2019 Molson Group British Sidecar Championship

### WARM UP - STATISTICS

**Competitors Started** 21  
**Planned Start** 2019-06-16 @ 09:00:00.000  
**Actual Start** 2019-06-16 @ 09:00:00.942  
**Finish Time** 2019-06-16 @ 09:05:00.942  
**Track Length** 2.4332mi.  
**Total Laps** 60  
**Total Distance Covered** 145.9973mi.

### Session Fastest Lap History

NO	NAME	LAP TIME	TIME OF DAY	LAP	VEHICLE
3	HOLDEN / CAIN	1:37.877	09:03:26.032	2	ARS Kawasaki
6	ELLIS / RICHARDSON	1:35.435	09:03:26.611	2	LCR Honda
1	KERSHAW / CLARK	1:34.515	09:05:16.271	3	LCR Yamaha

### Flag History

TYPE	TIME OF DAY
GREEN	09:00:00.942
FINISH	09:05:00.942

### Flag Statistics

TYPE	COUNT	TOTAL LAPS	TOTAL TIME
Green	1	3	6:56.234
Red	0	0	0.000
Safety Car	0	0	0.000
FCY	0	0	0.000

Weather / Track : Cloudy / Dry

These results are provisional until the conclusion of any judicial and technical matters.

Brands Hatch GP

Circuit Length = 2.4332 miles

Start: 09:00 Flag 09:05 End: 09:06

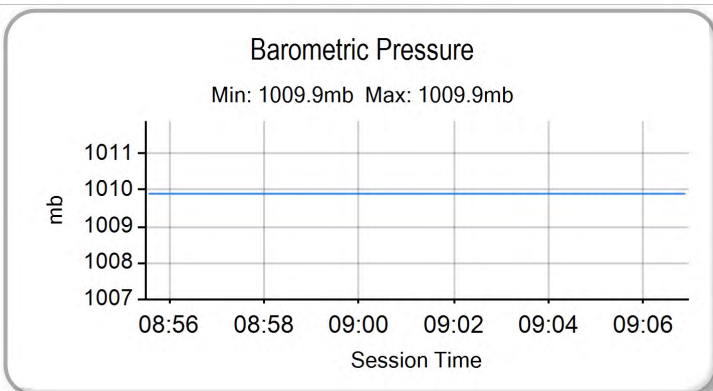
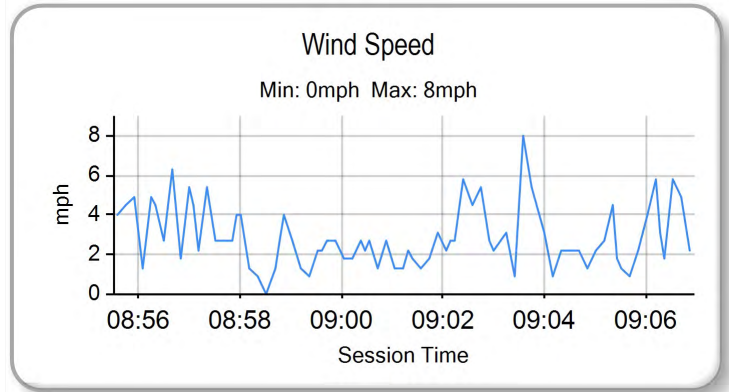
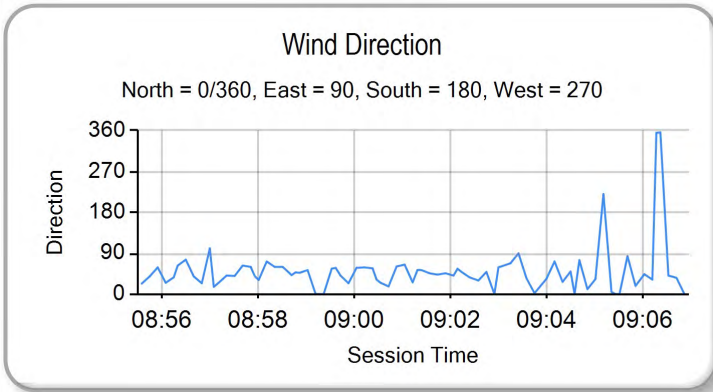
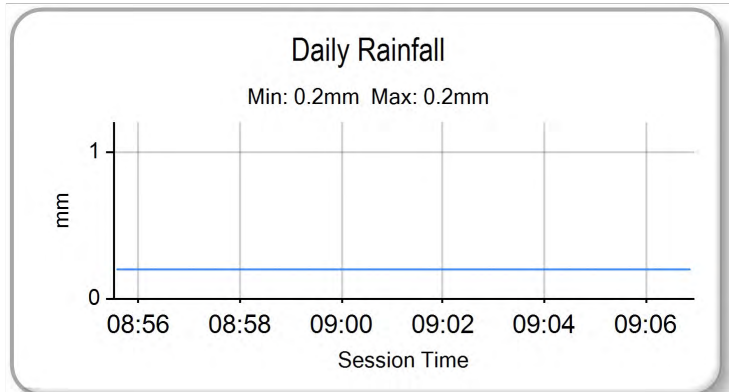
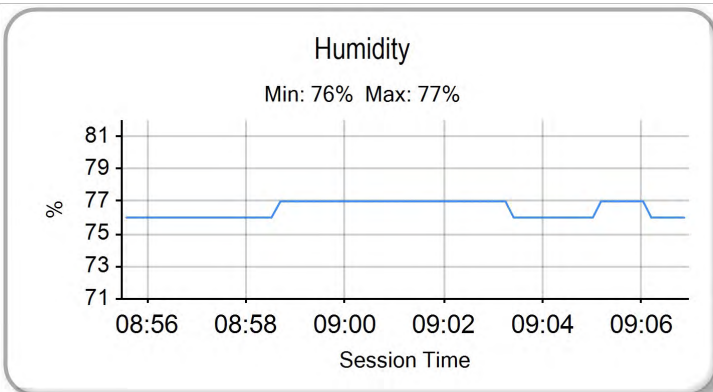
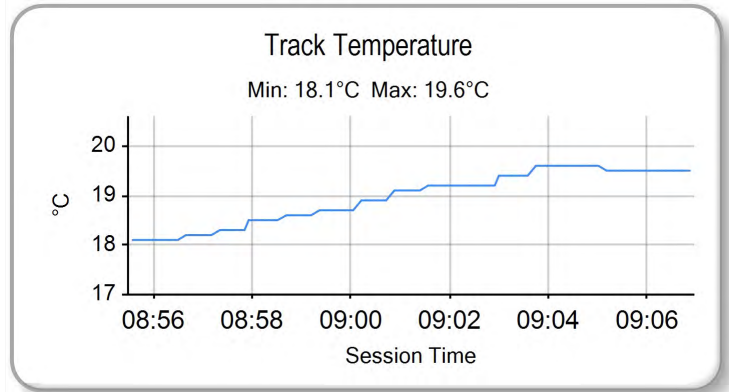
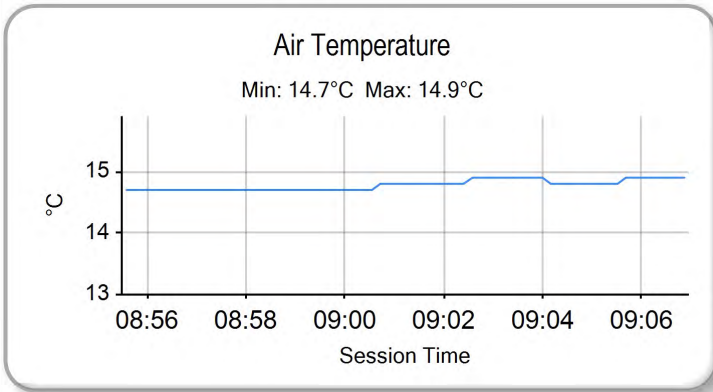
Race Director :	Stewards :	Timekeeper :
-----------------	------------	--------------

# MCRCB BULLETIN TK212

## 2019 Bennetts British Superbike Championship - Round 4

## 2019 Molson Group British Sidecar Championship

### WARM UP - WEATHER CONDITIONS



Weather / Track : Cloudy / Dry

Results can be found at [www.tsl-timing.com](http://www.tsl-timing.com)

Brands Hatch GP  
Circuit Length = 2.4332 miles  
Start: 09:00 Flag 09:05 End: 09:06

Printed - 09:09 Sunday, 16 June 2019



ROW 10	30	25	MacLAURIN / HOPE	29		28	89	HAUXWELL / TAYLOR	
ROW 9		27	9	WALKER / CHRISTIE	26		25	18	BELL / ANDERSON
ROW 8	24	10	ROBINSON / HAUXWELL	23		22	155	RUSSELL / BRYANT	
ROW 7		21	92	HILDIGE / HILDIGE	20		19	175	CLARKE / CLARKE
ROW 6	18	11	NICHOLLS / COLE	17		16	51	GILBERT / THOMAS	
ROW 5		15	1	KERSHAW / CLARK	14		13	6	ELLIS / RICHARDSON
ROW 4	12	34	CHRISTIE / CHRISTIE	11		10	60	HOLLAND / WATSON	
ROW 3		9	4	PEACH / EDWARDS	8		7	5	BIGGS / SCHMITZ
ROW 2	6	2	BRYAN / HYDE	5		4	7	GRAY / PITT	
ROW 1		3	58	KIRK / SMITHIES	2		1	111	CABLE / MASTERS

**Pole**

Brands Hatch GP  
Circuit Length = 2.4332 miles

These results are provisional until the conclusion of any judicial and technical matters.

Race Director :	Stewards :	Timekeeper :
-----------------	------------	--------------

Results can be found at [www.britishsuperbike.com](http://www.britishsuperbike.com)

Printed - 13:40 Sunday, 16 June 2019



## RACE 9 - CLASSIFICATION



POS	NO	NAME	NAT	ENTRY	LAPS	TIME	GAP	DIFF	MPH	BEST	ON
1	6	ELLIS / RICHARDSON		LCR Honda - Santander Salt	10	15:56.671			91.56	1:34.041	6
2	1	KERSHAW / CLARK		LCR Yamaha - Molson & Express Tyre Service	10	15:58.336	1.665	1.665	91.40	1:33.344	8
3	60	HOLLAND / WATSON		LCR Kawasaki - Quattro Plant JG Speedfit Kawasaki	10	16:10.760	14.089	12.424	90.23	1:35.278	5
4	34	CHRISTIE / CHRISTIE		LCR Yamaha - CES Powerbiking	10	16:19.346	22.675	8.586	89.44	1:35.931	5
5	4	PEACH / EDWARDS		LCR Yamaha - Life Safety Motorsport	10	16:21.159	24.488	1.813	89.28	1:36.308	9
6	7	GRAY / PITT		LCR Yamaha - Brian Gray Powerbiking Team	10	16:23.923	27.252	2.764	89.02	1:37.146	9
7	5	BIGGS / SCHMITZ		LCR Honda - Taurus Tools Ltd	10	16:25.063	28.392	1.140	88.92	1:36.147	9
8	9	WALKER / CHRISTIE		LCR Yamaha - TAG Racing Yamaha	10	16:29.900	33.229	4.837	88.49	1:36.268	7
9	2	BRYAN / HYDE		LCR Honda - CVR Global & GBM DEMOLITION	10	16:30.593	33.922	0.693	88.43	1:36.996	10
10	18	BELL / ANDERSON		LCR Yamaha - Bell Racing / Marin Motorsports	10	16:41.175	44.504	10.582	87.49	1:37.359	5
11	111	CABLE / MASTERS		LCR Yamaha - Cable Racing/L&W Contractors	10	16:49.410	52.739	8.235	86.78	1:38.668	8
12	11	NICHOLLS / COLE		LCR Honda - TSR Racing	10	16:51.816	55.145	2.406	86.57	1:38.649	8
13	51	GILBERT / THOMAS		Adolf RS1 Yamaha - Draper Racing	10	16:59.119	1:02.448	7.303	85.95	1:40.007	5
14	155	RUSSELL / BRYANT		Shelbourne Suzuki - True Heroes Racing/Laguna	10	17:26.103	1:29.432	26.984	83.73	1:42.706	7
15	92	HILDIGE / HILDIGE		LCR Yamaha - H&K Racing	10	17:31.534	1:34.863	5.431	83.30	1:42.214	10
16	10	ROBINSON / HAUXWELL		LCR Yamaha - Robinson Racing	10	17:35.576	1:38.905	4.042	82.98	1:43.552	7

## NOT CLASSIFIED

DNF	89	HAUXWELL / TAYLOR		LCR Suzuki - CKJ Racing Team	6	10:32.141	4 Laps	4 Laps	83.14	1:43.272	5
DNF	58	KIRK / SMITHIES		LCR Yamaha - MK Racing	5	8:20.600	5 Laps	1 Lap	87.49	1:36.932	5
DNF	175	CLARKE / CLARKE		Windle Yamaha - City Lifting/Centurion Packaging	3	5:15.592	7 Laps	2 Laps	83.27	1:41.701	3
DNF	25	MacLAURIN / HOPE		LCR Yamaha - Blue Group/Fileder Filters	0						

## FASTEST LAP

1	KERSHAW / CLARK		LCR Yamaha - Molson & Express Tyre Service	8	1:33.344	93.84 mph	151.02 kph
---	-----------------	--	--------------------------------------------	---	----------	-----------	------------

Weather / Track : Cloudy / Drying

These results are provisional until the conclusion of any judicial and technical matters.

Brands Hatch GP

Circuit Length = 2.4332 miles

Start: 14:18 Flag 14:34 End: 14:36

Race Director :	Stewards :	Timekeeper :
-----------------	------------	--------------

Results can be found at [www.britishsuperbike.com](http://www.britishsuperbike.com)

Printed - 14:37 Sunday, 16 June 2019

# MCRCB BULLETIN TK291

## 2019 Bennetts British Superbike Championship - Round 4

## 2019 Molson Group British Sidecar Championship

### RACE 9 - LAP CHART

#### LAP 1 @ 14:20:31.183

NO	BEHIND	LAP TIME
7		1:44.561
60	1.508	1:46.069
6	1.745	1:46.306
5	2.982	1:47.543
4	3.086	1:47.647
1	3.733	1:48.294
2	4.786	1:49.347
111	5.444	1:50.005
34	5.535	1:50.096
9	5.667	1:50.228
58	6.164	1:50.725
51	6.710	1:51.271
175	7.527	1:52.088
18	7.545	1:52.106
11	8.498	1:53.059
89	8.775	1:53.336
155	9.566	1:54.127
92	10.128	1:54.689
10	10.721	1:55.282

#### LAP 2 @ 14:22:07.546

NO	BEHIND	LAP TIME
6		1:34.618
7	1.721	1:38.084
60	1.794	1:36.649
1	4.278	1:36.908
4	5.719	1:38.996
5	6.101	1:39.482
2	6.697	1:38.274
34	6.878	1:37.706
9	7.173	1:37.869
58	8.080	1:38.279
111	11.793	1:42.712
18	11.929	1:40.747
51	12.311	1:41.964
175	12.967	1:41.803
11	13.505	1:41.370
89	16.944	1:44.532
155	17.461	1:44.258
92	17.892	1:44.127
10	19.213	1:44.855

#### LAP 3 @ 14:23:43.234

NO	BEHIND	LAP TIME
6		1:35.688
60	1.885	1:35.779
1	3.678	1:35.088
7	3.772	1:37.739
4	7.313	1:37.282
34	7.633	1:36.443
5	8.430	1:38.017
9	8.531	1:37.046
2	9.039	1:38.030
58	9.592	1:37.200
18	15.295	1:39.054
111	16.730	1:40.625
51	17.267	1:40.644
11	18.670	1:40.853
175	18.980	1:41.701
89	25.384	1:44.128
155	26.037	1:44.264

92	26.931	1:44.727
10	28.262	1:44.737

#### LAP 4 @ 14:25:17.608

NO	BEHIND	LAP TIME
6		1:34.374
60	3.065	1:35.554
1	4.511	1:35.207
7	7.187	1:37.789
4	9.937	1:36.998
34	10.261	1:37.002
5	11.777	1:37.721
58	12.682	1:37.464
2	13.201	1:38.536
9	18.555	1:44.398
18	19.665	1:38.744
111	22.963	1:40.607
51	23.725	1:40.832
11	24.832	1:40.536
89	34.473	1:43.463
155	35.236	1:43.573
92	36.654	1:44.097
10	38.668	1:44.780

#### LAP 5 @ 14:26:52.113

NO	BEHIND	LAP TIME
6		1:34.505
60	3.838	1:35.278
1	4.198	1:34.192
7	10.175	1:37.493
34	11.687	1:35.931
4	12.604	1:37.172
5	14.623	1:37.351
58	15.109	1:36.932
2	16.120	1:37.424
9	21.329	1:37.279
18	22.519	1:37.359
111	28.368	1:39.910
51	29.227	1:40.007
11	30.239	1:39.912
89	43.240	1:43.272
155	43.715	1:42.984
92	46.090	1:43.941
10	48.927	1:44.764

#### LAP 6 @ 14:28:26.154

NO	BEHIND	LAP TIME
6		1:34.041
1	4.380	1:34.223
60	5.852	1:36.055
7	13.445	1:37.311
34	14.041	1:36.395
4	14.959	1:36.396
5	17.529	1:36.947
2	19.783	1:37.704
9	23.804	1:36.516
18	26.159	1:37.681
111	33.877	1:39.550
51	35.431	1:40.245
11	35.806	1:39.608
89	52.609	1:43.410
155	53.321	1:43.647
92	56.706	1:44.657

10	58.685	1:43.799
----	--------	----------

#### LAP 7 @ 14:30:00.404

NO	BEHIND	LAP TIME
6		1:34.250
1	3.719	1:33.589
60	7.154	1:35.552
34	15.814	1:36.023
7	16.957	1:37.762
4	17.315	1:36.606
5	20.005	1:36.726
2	23.583	1:38.050
9	25.822	1:36.268
18	30.634	1:38.725
111	39.079	1:39.452
11	40.884	1:39.328
51	41.833	1:40.652
155	1:01.777	1:42.706
92	1:07.578	1:45.122
10	1:07.987	1:43.552

#### LAP 8 @ 14:31:34.633

NO	BEHIND	LAP TIME
6		1:34.229
1	2.834	1:33.344
60	9.117	1:36.192
34	18.018	1:36.433
4	20.370	1:37.284
7	20.953	1:38.225
5	22.389	1:36.613
2	27.158	1:37.804
9	28.094	1:36.501
18	35.037	1:38.632
111	43.518	1:38.668
11	45.304	1:38.649
51	48.627	1:41.023
155	1:10.478	1:42.930
10	1:17.832	1:44.074
92	1:18.494	1:45.145

#### LAP 9 @ 14:33:08.767

NO	BEHIND	LAP TIME
6		1:34.134
1	2.478	1:33.778
60	11.568	1:36.585
34	20.305	1:36.421
4	22.544	1:36.308
7	23.965	1:37.146
5	24.402	1:36.147
9	30.778	1:36.818
2	31.452	1:38.428
18	39.581	1:38.678
111	48.178	1:38.794
11	50.207	1:39.037
51	55.570	1:41.077
155	1:19.687	1:43.343
92	1:27.175	1:42.815
10	1:28.193	1:44.495

#### LAP 10 @ 14:34:43.293

NO	BEHIND	LAP TIME
6		1:34.526

1	1.665	1:33.713
60	14.089	1:37.047
34	22.675	1:36.896
4	24.488	1:36.470
7	27.252	1:37.813
5	28.392	1:38.516
9	33.229	1:36.977
2	33.922	1:36.996
18	44.504	1:39.449
111	52.739	1:39.087
11	55.145	1:39.464
51	1:02.448	1:41.404
155	1:29.432	1:44.271
92	1:34.863	1:42.214
10	1:38.905	1:45.238

Weather / Track : Cloudy / Drying

Brands Hatch GP

Circuit Length = 2.4332 miles

Start: 14:18 Flag 14:34 End: 14:36

Results can be found at [www.tsl-timing.com](http://www.tsl-timing.com)

Printed - 14:38 Sunday, 16 June 2019



# MCRCB BULLETIN TK292

## 2019 Bennetts British Superbike Championship - Round 4

## 2019 Molson Group British Sidecar Championship

### RACE 9 - POSITION CHART

No	Name	Lap												
		Pos	1	2	3	4	5	6	7	8	9	10		
111	CABLE / MASTERS	1	7	6	6	6	6	6	6	6	6	6	6	6
58	KIRK / SMITHIES	2	60	7	60	60	60	60	1	1	1	1	1	1
7	GRAY / PITT	3	6	60	1	1	1	60	60	60	60	60	60	60
2	BRYAN / HYDE	4	5	1	7	7	7	7	34	34	34	34	34	34
5	BIGGS / SCHMITZ	5	4	4	4	4	34	34	7	4	4	4	4	4
4	PEACH / EDWARDS	6	1	5	34	34	4	4	4	7	7	7	7	7
60	HOLLAND / WATSON	7	2	2	5	5	5	5	5	5	5	5	5	5
34	CHRISTIE / CHRISTIE	8	111	34	9	58	58	2	2	2	9	9	9	9
6	ELLIS / RICHARDSON	9	34	9	2	2	2	9	9	9	2	2	2	2
1	KERSHAW / CLARK	10	9	58	58	9	9	18	18	18	18	18	18	18
51	GILBERT / THOMAS	11	58	111	18	18	18	111	111	111	111	111	111	111
11	NICHOLLS / COLE	12	51	18	111	111	111	51	11	11	11	11	11	11
175	CLARKE / CLARKE	13	175	51	51	51	51	11	51	51	51	51	51	51
92	HILDIGE / HILDIGE	14	18	175	11	11	11	89	155	155	155	155	155	155
155	RUSSELL / BRYANT	15	11	11	175	89	89	155	92	10	92	92	92	92
10	ROBINSON / HAUXWE	16	89	89	89	155	155	92	10	92	10	10	10	10
18	BELL / ANDERSON	17	155	155	155	92	92	10						
9	WALKER / CHRISTIE	18	92	92	92	10	10							
89	HAUXWELL / TAYLOR	19	10	10	10									
25	MacLAURIN / HOPE	20												

Weather / Track : Cloudy / Drying

Results can be found at [www.tsl-timing.com](http://www.tsl-timing.com)

Brands Hatch GP  
 Circuit Length = 2.4332 miles  
 Start: 14:18 Flag 14:34 End: 14:36

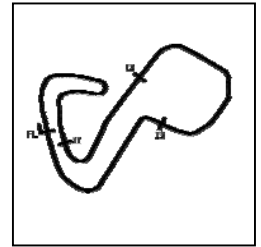
Printed - 14:38 Sunday, 16 June 2019

**MCRCB BULLETIN TK293**

**2019 Bennetts British Superbike Championship - Round 4**

**2019 Molson Group British Sidecar Championship**

**RACE 9 - SECTOR ANALYSIS**



SECTOR 1 = FL to I1, SECTOR 2 = I1 to I2 SECTOR 3 = I2 to I3, SECTOR 4 = I3 to FL, DIFF = Difference To Personal Best Lap, P = Crossed Finish Line in Pit Lane, D = Time Disallowed

<b>P1 6</b>		<b>ELLIS / RICHARDSON</b>				LCR Honda - Santander Salt						
IDEAL LAP TIME : 1:33.782		BEST LAP TIME : 1:34.041				DIFFERENCE : 0.259						
LAP	SECTOR 1	SECTOR 2		SECTOR 3		SECTOR 4		LAP TIME	MPH	DIFF	TIME OF DAY	
1 -	93.7	18.356	126.6	25.746	86.2	22.917		1:46.306	82.40	12.265	14:20:32.928	
2 -	30.135	<b>105.5</b>	17.236	<b>130.3</b>	24.510	90.5	22.737	122.4	1:34.618	92.58	0.577	14:22:07.546
3 -	29.940	101.8	17.992	125.2	24.926	90.6	22.830	<b>123.8</b>	1:35.688	91.54	1.647	14:23:43.234
4 -	29.846	102.2	17.171	126.1	24.683	92.6	22.674		1:34.374	92.82	0.333	14:25:17.608
5 -	29.888	101.9	17.347	127.8	24.634	91.1	22.636		1:34.505	92.69	0.464	14:26:52.113
6 -	<b>29.699</b>	103.0	17.209	<b>130.3</b>	<b>24.321</b>	92.9	22.812	122.4	<b>1:34.041 (1)</b>	<b>93.14</b>		<b>14:28:26.154</b>
7 -	29.782	103.2	<b>17.134</b>	128.0	24.535	<b>94.6</b>	22.799		1:34.250	92.94	0.209	14:30:00.404
8 -	29.880	102.1	17.162	129.5	24.506	92.8	22.681	122.4	1:34.229	(3) 92.96	0.188	14:31:34.633
9 -	29.799	101.9	17.194	127.0	24.513	94.5	<b>22.628</b>		1:34.134	(2) 93.05	0.093	14:33:08.767
10 -	29.831	99.2	17.172	126.3	24.791	94.3	22.732		1:34.526	92.67	0.485	14:34:43.293

<b>P2 1</b>		<b>KERSHAW / CLARK</b>				LCR Yamaha - Molson & Express Tyre Service						
IDEAL LAP TIME : 1:33.050		BEST LAP TIME : 1:33.344				DIFFERENCE : 0.294						
LAP	SECTOR 1	SECTOR 2		SECTOR 3		SECTOR 4		LAP TIME	MPH	DIFF	TIME OF DAY	
1 -	96.8	18.520	117.5	26.736	87.4	23.025	125.9	1:48.294	80.88	14.950	14:20:34.916	
2 -	30.898	100.7	17.549	<b>130.0</b>	25.498	89.2	22.963	125.4	1:36.908	90.39	3.564	14:22:11.824
3 -	29.847	105.1	17.482	129.8	24.753	89.3	23.006	124.5	1:35.088	92.12	1.744	14:23:46.912
4 -	30.882	103.2	17.340	129.0	24.515	93.2	22.470	126.3	1:35.207	92.00	1.863	14:25:22.119
5 -	30.072	101.9	17.029	<b>130.0</b>	24.491	92.3	22.600	<b>126.8</b>	1:34.192	92.99	0.848	14:26:56.311
6 -	29.915	103.7	17.303	129.0	24.389	92.4	22.616	124.7	1:34.223	92.96	0.879	14:28:30.534
7 -	29.761	<b>105.3</b>	17.088	129.3	<b>24.327</b>	92.8	22.413	124.9	1:33.589	(2) 93.59	0.245	14:30:04.123
8 -	<b>29.529</b>	105.0	17.063	<b>130.0</b>	24.416	91.6	22.336	126.1	<b>1:33.344 (1)</b>	<b>93.84</b>		<b>14:31:37.467</b>
9 -	29.856	104.6	<b>16.922</b>	129.0	24.590	<b>93.4</b>	22.410	125.2	1:33.778	93.41	0.434	14:33:11.245
10 -	30.023	104.2	17.005	129.5	24.413	91.9	<b>22.272</b>	<b>126.8</b>	1:33.713	(3) 93.47	0.369	14:34:44.958

<b>P3 60</b>		<b>HOLLAND / WATSON</b>				LCR Kawasaki - Quattro Plant JG Speedfit Kawasaki						
IDEAL LAP TIME : 1:35.173		BEST LAP TIME : 1:35.278				DIFFERENCE : 0.105						
LAP	SECTOR 1	SECTOR 2		SECTOR 3		SECTOR 4		LAP TIME	MPH	DIFF	TIME OF DAY	
1 -	95.3	18.458	126.3	25.704	<b>89.4</b>	22.946	124.2	1:46.069	82.58	10.791	14:20:32.691	
2 -	30.207	102.2	17.743	<b>129.8</b>	25.644	87.7	23.055	<b>126.1</b>	1:36.649	90.63	1.371	14:22:09.340
3 -	30.238	<b>103.5</b>	17.721	129.0	25.082	89.3	<b>22.738</b>	125.9	1:35.779	91.45	0.501	14:23:45.119
4 -	<b>30.143</b>	100.6	17.550	128.8	25.013	<b>89.4</b>	22.848	125.6	1:35.554	(3) 91.67	0.276	14:25:20.673
5 -	<b>30.152</b>	102.6	<b>17.502</b>	127.8	<b>24.790</b>	87.6	22.834	125.6	<b>1:35.278 (1)</b>	<b>91.93</b>		<b>14:26:55.951</b>
6 -	30.665	102.1	17.642	129.3	24.857	89.0	22.891	124.7	1:36.055	91.19	0.777	14:28:32.006
7 -	30.277	102.6	17.569	128.8	24.906	87.9	22.800	124.7	1:35.552	(2) 91.67	0.274	14:30:07.558
8 -	30.296	103.2	17.588	129.3	25.305	87.0	23.003	125.4	1:36.192	91.06	0.914	14:31:43.750
9 -	30.765	100.4	17.619	127.5	25.155	86.2	23.046	124.7	1:36.585	90.69	1.307	14:33:20.335
10 -	30.681	96.6	17.789	127.3	25.178	86.0	23.399	124.2	1:37.047	90.26	1.769	14:34:57.382

<b>P4 34</b>		<b>CHRISTIE / CHRISTIE</b>				LCR Yamaha - CES Powerbiking						
IDEAL LAP TIME : 1:35.453		BEST LAP TIME : 1:35.931				DIFFERENCE : 0.478						
LAP	SECTOR 1	SECTOR 2		SECTOR 3		SECTOR 4		LAP TIME	MPH	DIFF	TIME OF DAY	
1 -	99.1	18.769	115.5	27.472	78.2	24.014	<b>125.9</b>	1:50.096	79.56	14.165	14:20:36.718	
2 -	30.852	102.2	17.563	127.5	26.210	86.4	23.081	124.2	1:37.706	89.65	1.775	14:22:14.424
3 -	<b>30.442</b>	<b>103.5</b>	17.556	<b>130.5</b>	25.587	89.4	22.858	124.9	1:36.443	90.82	0.512	14:23:50.867
4 -	30.535	102.4	17.529	125.4	25.668	86.3	23.270	124.9	1:37.002	90.30	1.071	14:25:27.869
5 -	30.700	103.2	<b>17.319</b>	129.8	<b>25.077</b>	90.3	22.835	124.7	<b>1:35.931 (1)</b>	<b>91.31</b>		<b>14:27:03.800</b>
6 -	30.673	103.2	17.388	130.3	25.375	89.4	22.959	124.2	1:36.395	(3) 90.87	0.464	14:28:40.195
7 -	30.620	101.5	17.529	128.8	25.259	<b>92.1</b>	<b>22.615</b>	124.5	1:36.023	(2) 91.22	0.092	14:30:16.218
8 -	30.611	102.6	17.482	129.8	25.382	88.8	22.958	123.3	1:36.433	90.83	0.502	14:31:52.651
9 -	30.742	101.6	17.505	129.3	25.453	89.8	22.721	124.9	1:36.421	90.84	0.490	14:33:29.072
10 -	30.936	101.6	17.587	129.5	25.477	89.8	22.896	124.7	1:36.896	90.40	0.965	14:35:05.968

Weather / Track : Cloudy / Drying

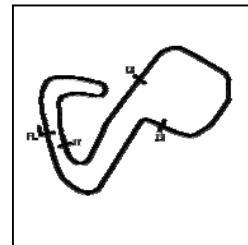
Brands Hatch GP  
Circuit Length = 2.4332 miles  
Start: 14:18 Flag 14:34 End: 14:36

# MCRCB BULLETIN TK293

## 2019 Bennetts British Superbike Championship - Round 4

## 2019 Molson Group British Sidecar Championship

### RACE 9 - SECTOR ANALYSIS



SECTOR 1 = FL to I1, SECTOR 2 = I1 to I2 SECTOR 3 = I2 to I3, SECTOR 4 = I3 to FL, DIFF = Difference To Personal Best Lap, P = Crossed Finish Line in Pit Lane, D = Time Disallowed

P5		4		PEACH / EDWARDS				LCR Yamaha - Life Safety Motorsport				
IDEAL LAP TIME : 1:35.907		BEST LAP TIME : 1:36.308		DIFFERENCE : 0.401								
LAP	SECTOR 1	SECTOR 2	SECTOR 3	SECTOR 4	LAP TIME	MPH	DIFF	TIME OF DAY				
1 -		92.6	18.436	123.1	26.331	85.5	23.391	121.3	1:47.647	81.37	11.339	14:20:34.269
2 -	31.433	101.3	17.910	126.3	25.997	87.8	23.656	120.2	1:38.996	88.48	2.688	14:22:13.265
3 -	30.723	101.5	17.654	124.9	25.623	86.8	23.282	120.4	1:37.282	90.04	0.974	14:23:50.547
4 -	30.450	100.9	17.743	125.4	25.672	84.5	23.133	121.3	1:36.998	90.30	0.690	14:25:27.545
5 -	30.581	100.3	17.844	124.7	25.711	84.8	23.036	121.7	1:37.172	90.14	0.864	14:27:04.717
6 -	<b>30.364</b>	<b>102.2</b>	17.502	<b>128.3</b>	25.434	86.4	23.096	120.9	1:36.396 (2)	90.87	0.088	14:28:41.113
7 -	30.696	101.6	<b>17.486</b>	127.0	25.425	<b>88.1</b>	22.999	<b>123.8</b>	1:36.606	90.67	0.298	14:30:17.719
8 -	31.017	99.7	17.696	126.3	25.416	83.4	23.155	121.1	1:37.284	90.04	0.976	14:31:55.003
9 -	30.524	101.6	17.545	126.3	<b>25.159</b>	85.4	23.080	122.0	<b>1:36.308 (1)</b>	<b>90.95</b>		<b>14:33:31.311</b>
10 -	30.804	99.2	17.564	126.1	25.204	86.2	<b>22.898</b>	120.6	1:36.470 (3)	90.80	0.162	14:35:07.781

P6		7		GRAY / PITT				LCR Yamaha - Brian Gray Powerbiking Team				
IDEAL LAP TIME : 1:36.663		BEST LAP TIME : 1:37.146		DIFFERENCE : 0.483								
LAP	SECTOR 1	SECTOR 2	SECTOR 3	SECTOR 4	LAP TIME	MPH	DIFF	TIME OF DAY				
1 -		99.7	18.066	125.9	26.200	84.4	23.397	121.7	1:44.561	83.77	7.415	14:20:31.183
2 -	31.133	101.0	18.094	124.2	25.594	88.4	23.263	123.3	1:38.084	89.30	0.938	14:22:09.267
3 -	31.300	101.0	17.760	127.8	25.325	<b>89.5</b>	23.354	<b>126.1</b>	1:37.739	89.62	0.593	14:23:47.006
4 -	31.547	99.2	17.954	126.8	25.326	88.3	<b>22.962</b>	124.5	1:37.789	89.57	0.643	14:25:24.795
5 -	31.214	100.1	<b>17.740</b>	126.3	25.423	85.3	23.116	122.9	1:37.493 (3)	89.85	0.347	14:27:02.288
6 -	<b>30.807</b>	<b>101.8</b>	17.882	126.6	25.471	89.1	23.151	122.2	1:37.311 (2)	90.01	0.165	14:28:39.599
7 -	30.937	101.3	17.903	123.8	25.722	88.1	23.200	124.2	1:37.762	89.60	0.616	14:30:17.361
8 -	31.703	100.3	17.749	<b>129.3</b>	25.486	87.4	23.287	123.5	1:38.225	89.18	1.079	14:31:55.586
9 -	31.092	100.6	17.751	128.0	<b>25.154</b>	88.0	23.149	123.8	<b>1:37.146 (1)</b>	<b>90.17</b>		<b>14:33:32.732</b>
10 -	31.165	100.0	17.859	127.0	25.624	87.9	23.165	123.8	1:37.813	89.55	0.667	14:35:10.545

P7		5		BIGGS / SCHMITZ				LCR Honda - Taurus Tools Ltd				
IDEAL LAP TIME : 1:36.097		BEST LAP TIME : 1:36.147		DIFFERENCE : 0.050								
LAP	SECTOR 1	SECTOR 2	SECTOR 3	SECTOR 4	LAP TIME	MPH	DIFF	TIME OF DAY				
1 -		96.2	18.552	117.9	26.235	86.8	23.782	121.3	1:47.543	81.45	11.396	14:20:34.165
2 -	31.789	<b>101.0</b>	18.165	125.9	25.767	<b>90.1</b>	23.761	121.3	1:39.482	88.05	3.335	14:22:13.647
3 -	30.898	100.0	17.932	124.5	25.878	85.1	23.309	121.5	1:38.017	89.37	1.870	14:23:51.664
4 -	30.944	99.5	<b>17.665</b>	125.6	25.663	<b>90.1</b>	23.449	121.3	1:37.721	89.64	1.574	14:25:29.385
5 -	30.697	98.2	18.032	123.3	25.173	89.4	23.449	120.4	1:37.351	89.98	1.204	14:27:06.736
6 -	30.454	99.8	17.895	123.3	25.160	84.7	23.438	122.0	1:36.947	90.35	0.800	14:28:43.683
7 -	30.319	99.4	17.915	122.6	25.157	86.2	23.335	122.0	1:36.726 (3)	90.56	0.579	14:30:20.409
8 -	30.319	98.9	18.026	123.1	25.024	87.0	23.244	121.5	1:36.613 (2)	90.66	0.466	14:31:57.022
9 -	<b>30.303</b>	99.8	17.715	124.7	<b>24.904</b>	88.6	<b>23.225</b>	<b>122.9</b>	<b>1:36.147 (1)</b>	<b>91.10</b>		<b>14:33:33.169</b>
10 -	30.897	93.5	17.919	<b>126.1</b>	25.892	89.1	23.808	105.5	1:38.516	88.91	2.369	14:35:11.685

P8		9		WALKER / CHRISTIE				LCR Yamaha - TAG Racing Yamaha				
IDEAL LAP TIME : 1:36.022		BEST LAP TIME : 1:36.268		DIFFERENCE : 0.246								
LAP	SECTOR 1	SECTOR 2	SECTOR 3	SECTOR 4	LAP TIME	MPH	DIFF	TIME OF DAY				
1 -		98.2	18.565	123.3	27.234	78.2	23.961	<b>127.5</b>	1:50.228	79.47	13.960	14:20:36.850
2 -	30.972	104.6	<b>17.388</b>	125.4	26.345	85.4	23.164	126.3	1:37.869	89.50	1.601	14:22:14.719
3 -	30.551	<b>106.0</b>	17.592	130.0	25.737	84.3	23.166	127.3	1:37.046	90.26	0.778	14:23:51.765
4 -	<b>30.291</b>	104.5	17.397	<b>132.1</b>	33.311	83.2	23.399	125.2	1:44.398	83.90	8.130	14:25:36.163
5 -	30.875	102.1	17.478	130.0	25.871	88.4	23.055	124.7	1:37.279	90.04	1.011	14:27:13.442
6 -	30.418	103.8	17.553	130.3	25.392	87.2	23.153	124.9	1:36.516 (3)	90.76	0.248	14:28:49.958
7 -	30.296	104.8	17.439	130.5	25.544	<b>89.2</b>	<b>22.989</b>	125.9	<b>1:36.268 (1)</b>	<b>90.99</b>		<b>14:30:26.226</b>
8 -	30.363	104.6	17.472	130.8	<b>25.354</b>	87.7	23.312	124.9	1:36.501 (2)	90.77	0.233	14:32:02.727
9 -	30.355	102.7	17.546	130.3	25.713	88.0	23.204	124.9	1:36.818	90.47	0.550	14:33:39.545
10 -	30.519	103.8	17.441	128.5	25.647	87.1	23.370	125.4	1:36.977	90.32	0.709	14:35:16.522

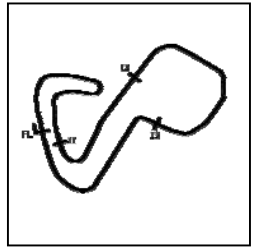
Weather / Track : Cloudy / Drying

Brands Hatch GP  
 Circuit Length = 2.4332 miles  
 Start: 14:18 Flag 14:34 End: 14:36

## 2019 Bennetts British Superbike Championship - Round 4

## 2019 Molson Group British Sidecar Championship

## RACE 9 - SECTOR ANALYSIS



SECTOR 1 = FL to I1, SECTOR 2 = I1 to I2 SECTOR 3 = I2 to I3, SECTOR 4 = I3 to FL, DIFF = Difference To Personal Best Lap, P = Crossed Finish Line in Pit Lane, D = Time Disallowed

P9 2		BRYAN / HYDE				LCR Honda - CVR Global & GBM DEMOLITION						
IDEAL LAP TIME : 1:36.735		BEST LAP TIME : 1:36.996				DIFFERENCE : 0.261						
LAP	SECTOR 1	SECTOR 2		SECTOR 3		SECTOR 4		LAP TIME	MPH	DIFF	TIME OF DAY	
1 -		86.4	18.938	114.5	27.262	85.2	23.624	120.6	1:49.347	80.11	12.351	14:20:35.969
2 -	31.114	100.7	17.868	124.5	26.011	88.7	23.281	<b>123.1</b>	1:38.274	89.13	1.278	14:22:14.243
3 -	30.969	<b>101.5</b>	18.006	<b>128.3</b>	25.768	86.8	23.287	122.0	1:38.030	89.35	1.034	14:23:52.273
4 -	30.779	98.8	18.077	122.9	26.164	84.2	23.516	120.0	1:38.536	88.89	1.540	14:25:30.809
5 -	30.929	101.0	17.844	126.8	25.378	86.3	<b>23.273</b>	120.4	1:37.424 (2)	89.91	0.428	14:27:08.233
6 -	30.980	99.8	17.825	126.8	25.522	87.8	23.377	120.2	1:37.704 (3)	89.65	0.708	14:28:45.937
7 -	30.641	100.7	18.065	124.0	25.917	84.6	23.427	120.9	1:38.050	89.34	1.054	14:30:23.987
8 -	30.743	100.7	17.918	123.1	25.573	86.1	23.570	119.8	1:37.804	89.56	0.808	14:32:01.791
9 -	30.937	100.9	17.909	124.5	26.019	86.0	23.563	121.1	1:38.428	88.99	1.432	14:33:40.219
10 -	<b>30.422</b>	99.8	<b>17.812</b>	125.9	<b>25.228</b>	<b>90.5</b>	23.534	121.1	<b>1:36.996 (1)</b>	<b>90.31</b>		<b>14:35:17.215</b>

P10 18		BELL / ANDERSON				LCR Yamaha - Bell Racing / Marin Motorsports						
IDEAL LAP TIME : 1:37.281		BEST LAP TIME : 1:37.359				DIFFERENCE : 0.078						
LAP	SECTOR 1	SECTOR 2		SECTOR 3		SECTOR 4		LAP TIME	MPH	DIFF	TIME OF DAY	
1 -		95.0	19.038	114.9	28.060	82.5	24.302	121.5	1:52.106	78.13	14.747	14:20:38.728
2 -	31.645	99.5	18.142	124.7	26.932	85.4	24.028	<b>122.9</b>	1:40.747	86.94	3.388	14:22:19.475
3 -	31.245	98.8	18.136	125.2	25.985	87.4	23.688	120.9	1:39.054	88.43	1.695	14:23:58.529
4 -	31.288	99.2	18.225	124.5	25.704	84.6	23.527	121.7	1:38.744	88.71	1.385	14:25:37.273
5 -	30.825	99.8	<b>17.784</b>	<b>127.0</b>	<b>25.385</b>	<b>88.1</b>	<b>23.365</b>	122.0	<b>1:37.359 (1)</b>	<b>89.97</b>		<b>14:27:14.632</b>
6 -	<b>30.747</b>	<b>100.6</b>	17.901	126.3	25.594	87.0	23.439	121.1	1:37.681 (2)	89.67	0.322	14:28:52.313
7 -	31.009	99.1	18.223	124.0	25.773	81.4	23.720	120.9	1:38.725	88.72	1.366	14:30:31.038
8 -	31.406	98.2	17.826	125.6	25.913	85.9	23.487	121.3	1:38.632 (3)	88.81	1.273	14:32:09.670
9 -	31.199	97.6	18.002	125.6	25.718	85.8	23.759	120.9	1:38.678	88.77	1.319	14:33:48.348
10 -	31.607	97.6	18.002	124.2	26.125	85.1	23.715	120.6	1:39.449	88.08	2.090	14:35:27.797

P11 111		CABLE / MASTERS				LCR Yamaha - Cable Racing/L&W Contractors						
IDEAL LAP TIME : 1:38.487		BEST LAP TIME : 1:38.668				DIFFERENCE : 0.181						
LAP	SECTOR 1	SECTOR 2		SECTOR 3		SECTOR 4		LAP TIME	MPH	DIFF	TIME OF DAY	
1 -		95.5	19.257	121.7	27.670	82.0	24.084	<b>124.0</b>	1:50.005	79.63	11.337	14:20:36.627
2 -	33.164	99.4	18.497	125.6	26.928	90.4	24.123	122.9	1:42.712	85.28	4.044	14:22:19.339
3 -	32.102	100.1	18.318	<b>128.3</b>	26.384	88.5	23.821	123.3	1:40.625	87.05	1.957	14:23:59.964
4 -	32.299	99.4	18.106	125.9	26.494	89.9	23.708	<b>124.0</b>	1:40.607	87.06	1.939	14:25:40.571
5 -	31.720	99.7	18.222	127.3	26.200	89.3	23.768	123.3	1:39.910	87.67	1.242	14:27:20.481
6 -	31.519	100.6	18.067	124.2	26.243	89.5	23.721	123.8	1:39.550	87.99	0.882	14:29:00.031
7 -	31.542	99.4	18.098	126.6	26.166	<b>91.1</b>	23.646	123.1	1:39.452	88.08	0.784	14:30:39.483
8 -	<b>31.233</b>	<b>101.0</b>	18.001	127.3	<b>25.861</b>	89.9	23.573	123.5	<b>1:38.668 (1)</b>	<b>88.78</b>		<b>14:32:18.151</b>
9 -	31.272	100.0	17.938	125.9	26.022	88.6	23.562	122.9	1:38.794 (2)	88.66	0.126	14:33:56.945
10 -	31.457	99.8	<b>17.859</b>	127.3	26.237	89.1	<b>23.534</b>	123.3	1:39.087 (3)	88.40	0.419	14:35:36.032

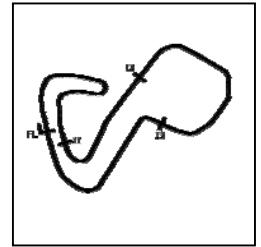
P12 11		NICHOLLS / COLE				LCR Honda - TSR Racing						
IDEAL LAP TIME : 1:38.474		BEST LAP TIME : 1:38.649				DIFFERENCE : 0.175						
LAP	SECTOR 1	SECTOR 2		SECTOR 3		SECTOR 4		LAP TIME	MPH	DIFF	TIME OF DAY	
1 -		94.5	19.011	114.1	28.700	78.5	24.828	120.0	1:53.059	77.48	14.410	14:20:39.681
2 -	31.715	100.1	<b>17.863</b>	122.4	27.307	<b>87.2</b>	24.485	121.3	1:41.370	86.41	2.721	14:22:21.051
3 -	31.170	<b>100.6</b>	18.385	117.3	27.025	83.1	24.273	118.9	1:40.853	86.85	2.204	14:24:01.904
4 -	31.743	98.9	18.167	122.6	26.474	84.8	24.152	123.3	1:40.536	87.13	1.887	14:25:42.440
5 -	31.375	100.0	18.214	121.3	26.358	85.3	23.965	121.3	1:39.912	87.67	1.263	14:27:22.352
6 -	31.287	97.6	18.072	122.0	26.478	84.2	23.771	<b>123.5</b>	1:39.608	87.94	0.959	14:29:01.960
7 -	31.165	100.4	18.182	<b>124.2</b>	<b>26.016</b>	85.1	23.965	120.6	1:39.328 (3)	88.19	0.679	14:30:41.288
8 -	<b>30.877</b>	99.1	17.930	123.1	26.124	84.7	<b>23.718</b>	122.4	<b>1:38.649 (1)</b>	<b>88.79</b>		<b>14:32:19.937</b>
9 -	31.253	98.8	18.019	123.5	26.020	86.0	23.745	123.3	1:39.037 (2)	88.45	0.388	14:33:58.974
10 -	31.325	97.2	18.008	123.1	26.152	85.5	23.979	121.7	1:39.464	88.07	0.815	14:35:38.438

# MCRCB BULLETIN TK293

## 2019 Bennetts British Superbike Championship - Round 4

## 2019 Molson Group British Sidecar Championship

### RACE 9 - SECTOR ANALYSIS



SECTOR 1 = FL to I1, SECTOR 2 = I1 to I2 SECTOR 3 = I2 to I3, SECTOR 4 = I3 to FL, DIFF = Difference To Personal Best Lap, P = Crossed Finish Line in Pit Lane, D = Time Disallowed

P13 51		GILBERT / THOMAS				Adolf RS1 Yamaha - Draper Racing						
IDEAL LAP TIME : 1:39.968		BEST LAP TIME : 1:40.007				DIFFERENCE : 0.039						
LAP	SECTOR 1	SECTOR 2		SECTOR 3		SECTOR 4		LAP TIME	MPH	DIFF	TIME OF DAY	
1 -		96.2	18.841	117.1	27.923	78.5	24.213	<b>119.4</b>	1:51.271	78.72	11.264	14:20:37.893
2 -	32.191	<b>97.1</b>	<b>18.484</b>	120.4	27.126	80.3	24.163	<b>119.4</b>	1:41.964	85.91	1.957	14:22:19.857
3 -	31.785	95.5	18.641	<b>124.9</b>	26.100	<b>83.2</b>	24.118	117.9	1:40.644 (3)	87.03	0.637	14:24:00.501
4 -	31.913	94.3	18.713	122.9	26.145	81.3	24.061	118.7	1:40.832	86.87	0.825	14:25:41.333
5 -	31.539	96.8	18.495	123.1	<b>26.023</b>	82.7	<b>23.950</b>	117.5	<b>1:40.007 (1)</b>	<b>87.59</b>		<b>14:27:21.340</b>
6 -	31.529	96.9	18.523	122.6	26.194	81.6	23.999	117.5	1:40.245 (2)	87.38	0.238	14:29:01.585
7 -	<b>31.511</b>	96.4	18.586	123.8	26.317	81.4	24.238	117.1	1:40.652	87.03	0.645	14:30:42.237
8 -	31.899	96.6	18.554	121.3	26.302	80.4	24.268	116.9	1:41.023	86.71	1.016	14:32:23.260
9 -	31.947	95.4	18.564	120.6	26.476	83.1	24.090	117.7	1:41.077	86.66	1.070	14:34:04.337
10 -	31.821	95.0	18.627	120.4	26.637	80.8	24.319	114.9	1:41.404	86.38	1.397	14:35:45.741

P14 155		RUSSELL / BRYANT				Shelbourne Suzuki - True Heroes Racing/Laguna						
IDEAL LAP TIME : 1:42.359		BEST LAP TIME : 1:42.706				DIFFERENCE : 0.347						
LAP	SECTOR 1	SECTOR 2		SECTOR 3		SECTOR 4		LAP TIME	MPH	DIFF	TIME OF DAY	
1 -		96.5	19.308	117.7	28.722	76.4	24.964	117.9	1:54.127	76.75	11.421	14:20:40.749
2 -	32.833	95.8	18.810	<b>123.1</b>	27.484	82.0	25.131	<b>118.7</b>	1:44.258	84.02	1.552	14:22:25.007
3 -	32.889	97.3	18.664	122.6	27.619	74.3	25.092	118.1	1:44.264	84.01	1.558	14:24:09.271
4 -	32.975	96.9	18.694	121.1	27.076	82.6	24.828	117.9	1:43.573	84.57	0.867	14:25:52.844
5 -	32.518	<b>97.6</b>	<b>18.662</b>	122.2	27.067	82.0	24.737	118.1	1:42.984 (3)	85.06	0.278	14:27:35.828
6 -	32.898	97.3	18.872	121.3	27.141	81.3	24.736	118.5	1:43.647	84.51	0.941	14:29:19.475
7 -	32.357	96.2	18.745	120.0	<b>26.940</b>	84.4	24.664	116.9	<b>1:42.706 (1)</b>	<b>85.29</b>		<b>14:31:02.181</b>
8 -	<b>32.228</b>	96.9	18.816	120.0	<b>27.080</b>	<b>87.8</b>	24.806	117.5	1:42.930 (2)	85.10	0.224	14:32:45.111
9 -	32.433	95.4	19.044	120.6	27.337	84.5	<b>24.529</b>		1:43.343	84.76	0.637	14:34:28.454
10 -	32.519	96.0	18.981	120.0	27.331	83.3	25.440		1:44.271	84.01	1.565	14:36:12.725

P15 92		HILDIGE / HILDIGE				LCR Yamaha - H&K Racing						
IDEAL LAP TIME : 1:41.908		BEST LAP TIME : 1:42.214				DIFFERENCE : 0.306						
LAP	SECTOR 1	SECTOR 2		SECTOR 3		SECTOR 4		LAP TIME	MPH	DIFF	TIME OF DAY	
1 -		90.5	19.350	116.7	28.663	77.4	25.235	120.0	1:54.689	76.37	12.475	14:20:41.311
2 -	32.646	93.3	18.955	121.1	27.482	81.0	25.044	119.8	1:44.127	84.12	1.913	14:22:25.438
3 -	32.924	95.7	18.676	121.1	28.086	78.2	25.041	121.3	1:44.727	83.64	2.513	14:24:10.165
4 -	32.840	92.8	18.505	121.7	27.888	79.3	24.864	120.4	1:44.097	84.15	1.883	14:25:54.262
5 -	32.534	<b>97.5</b>	18.828	<b>126.6</b>	27.843	84.3	24.736	117.9	1:43.941 (3)	84.27	1.727	14:27:38.203
6 -	33.165	95.0	19.045	122.2	27.596	82.1	24.851	118.1	1:44.657	83.70	2.443	14:29:22.860
7 -	32.586	95.4	19.453	117.5	28.112	80.5	24.971	118.7	1:45.122	83.33	2.908	14:31:07.982
8 -	33.605	91.5	19.290	123.3	27.616	76.3	24.634	121.1	1:45.145	83.31	2.931	14:32:53.127
9 -	32.757	92.8	18.736	124.0	<b>26.882</b>	<b>85.0</b>	24.440	121.1	1:42.815 (2)	85.20	0.601	14:34:35.942
10 -	<b>32.233</b>	96.6	<b>18.470</b>	125.6	27.188	81.4	<b>24.323</b>	<b>123.5</b>	<b>1:42.214 (1)</b>	<b>85.70</b>		<b>14:36:18.156</b>

P16 10		ROBINSON / HAUXWELL				LCR Yamaha - Robinson Racing						
IDEAL LAP TIME : 1:42.989		BEST LAP TIME : 1:43.552				DIFFERENCE : 0.563						
LAP	SECTOR 1	SECTOR 2		SECTOR 3		SECTOR 4		LAP TIME	MPH	DIFF	TIME OF DAY	
1 -		92.9	19.952	117.5	28.118	79.8	25.177	113.9	1:55.282	75.98	11.730	14:20:41.904
2 -	33.423	95.7	19.155	120.2	27.588	81.9	24.689	116.3	1:44.855	83.54	1.303	14:22:26.759
3 -	32.837	<b>97.5</b>	19.177	<b>123.1</b>	27.497	79.1	25.226	116.5	1:44.737	83.63	1.185	14:24:11.496
4 -	33.517	92.9	19.330	115.9	<b>27.317</b>	79.7	24.616	117.3	1:44.780	83.60	1.228	14:25:56.276
5 -	33.298	92.4	19.229	119.1	27.601	78.3	24.636	116.7	1:44.764	83.61	1.212	14:27:41.040
6 -	32.780	93.8	19.011	119.1	27.695	81.3	<b>24.313</b>	118.9	1:43.799 (2)	84.39	0.247	14:29:24.839
7 -	<b>32.430</b>	94.5	19.033	119.4	27.658	78.1	24.431	<b>120.2</b>	<b>1:43.552 (1)</b>	<b>84.59</b>		<b>14:31:08.391</b>
8 -	32.919	91.1	19.167	118.5	27.632	79.0	24.356	118.7	1:44.074 (3)	84.16	0.522	14:32:52.465
9 -	33.119	92.8	19.187	114.1	27.725	<b>82.4</b>	24.464	<b>120.2</b>	1:44.495	83.83	0.943	14:34:36.960
10 -	33.024	93.0	<b>18.929</b>	116.1	28.575	75.4	24.710	117.1	1:45.238	83.23	1.686	14:36:22.198

Weather / Track : Cloudy / Drying

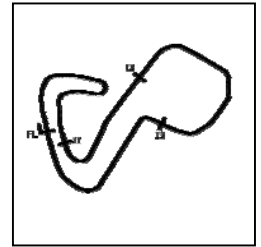
Brands Hatch GP  
 Circuit Length = 2.4332 miles  
 Start: 14:18 Flag 14:34 End: 14:36

# MCRCB BULLETIN TK293

## 2019 Bennetts British Superbike Championship - Round 4

## 2019 Molson Group British Sidecar Championship

### RACE 9 - SECTOR ANALYSIS



SECTOR 1 = FL to I1, SECTOR 2 = I1 to I2 SECTOR 3 = I2 to I3, SECTOR 4 = I3 to FL, DIFF = Difference To Personal Best Lap, P = Crossed Finish Line in Pit Lane, D = Time Disallowed

<b>P17</b>	<b>89</b>	<b>HAUXWELL / TAYLOR</b>				LCR Suzuki - CKJ Racing Team			
IDEAL LAP TIME : 1:42.523		BEST LAP TIME : 1:43.272		DIFFERENCE : 0.749					

LAP	SECTOR 1	SECTOR 2	SECTOR 3	SECTOR 4	LAP TIME	MPH	DIFF	TIME OF DAY					
1 -	98.1	18.799	107.5	28.676	76.6	24.579	122.9	1:53.336	77.29	10.064	14:20:39.958		
2 -	32.391	<b>100.1</b>	19.001	116.5	28.182	79.4	24.958	122.6	1:44.532	83.80	1.260	14:22:24.490	
3 -	32.438	94.3	18.305	116.9	28.750	76.4	24.635	122.4	1:44.128	84.12	0.856	14:24:08.618	
4 -	32.789	95.7	18.264	116.5	28.020	79.8	<b>24.390</b>	<b>123.3</b>	1:43.463	<b>(3)</b>	84.66	0.191	14:25:52.081
5 -	<b>32.352</b>	95.3	<b>18.094</b>	116.5	28.001	77.7	24.825	122.0	<b>1:43.272</b>	<b>(1)</b>	<b>84.82</b>		<b>14:27:35.353</b>
6 -	32.852	95.5	18.437	<b>118.1</b>	<b>27.687</b>	<b>81.7</b>	24.434	122.9	1:43.410	<b>(2)</b>	84.70	0.138	14:29:18.763

<b>P18</b>	<b>58</b>	<b>KIRK / SMITHIES</b>				LCR Yamaha - MK Racing			
IDEAL LAP TIME : 1:36.653		BEST LAP TIME : 1:36.932		DIFFERENCE : 0.279					

LAP	SECTOR 1	SECTOR 2	SECTOR 3	SECTOR 4	LAP TIME	MPH	DIFF	TIME OF DAY					
1 -	94.7	18.787	112.4	27.864	83.2	24.084	124.0	1:50.725	79.11	13.793	14:20:37.347		
2 -	31.403	<b>101.6</b>	17.501	129.0	26.174	87.9	<b>23.201</b>	122.6	1:38.279	89.13	1.347	14:22:15.626	
3 -	<b>30.574</b>	<b>101.6</b>	17.534	<b>131.3</b>	25.718	88.7	23.374	<b>124.2</b>	1:37.200	<b>(2)</b>	90.12	0.268	14:23:52.826
4 -	30.842	100.9	<b>17.360</b>	126.6	25.928	86.8	23.334	124.0	1:37.464	<b>(3)</b>	89.87	0.532	14:25:30.290
5 -	30.708	101.0	17.415	129.5	<b>25.518</b>	<b>89.3</b>	23.291	121.5	<b>1:36.932</b>	<b>(1)</b>	<b>90.37</b>		<b>14:27:07.222</b>

<b>P19</b>	<b>175</b>	<b>CLARKE / CLARKE</b>				Windle Yamaha - City Lifting/Centurion Packaging			
IDEAL LAP TIME : 1:41.172		BEST LAP TIME : 1:41.701		DIFFERENCE : 0.529					

LAP	SECTOR 1	SECTOR 2	SECTOR 3	SECTOR 4	LAP TIME	MPH	DIFF	TIME OF DAY					
1 -	96.2	19.071	123.1	28.094	79.7	24.621	115.9	1:52.088	78.15	10.387	14:20:38.710		
2 -	31.973	<b>97.2</b>	18.506	<b>124.0</b>	26.944	<b>82.0</b>	<b>24.380</b>	<b>118.9</b>	1:41.803	<b>(2)</b>	86.04	0.102	14:22:20.513
3 -	<b>31.728</b>	96.2	<b>18.298</b>	123.5	<b>26.766</b>	79.8	24.909	110.7	<b>1:41.701</b>	<b>(1)</b>	<b>86.13</b>		<b>14:24:02.214</b>

Weather / Track : Cloudy / Drying

Brands Hatch GP  
 Circuit Length = 2.4332 miles  
 Start: 14:18 Flag 14:34 End: 14:36

**MCRCB BULLETIN TK294**

**2019 Bennetts British Superbike Championship - Round 4**

**2019 Molson Group British Sidecar Championship**

**RACE 9 - BEST SECTORS**

SECTOR 1				SECTOR 2				SECTOR 3				SECTOR 4				IDEAL / BEST COMPARISON			
POS	NO	NAME	TIME	NO	NAME	TIME	NO	NAME	TIME	NO	NAME	TIME	POS	NO	NAME	IDEAL	BEST	DIFF	
															<b>PERFECT LAP</b>	<b>1:33.044</b>			
1	1	KERSHAW	29.529	1	KERSHAW	16.922	6	ELLIS /	24.321	1	KERSHAW	22.272	1	1	KERSHAW / CLARK	1:33.050	1:33.344	0.294	
2	6	ELLIS /	29.699	6	ELLIS /	17.134	1	KERSHAW	24.327	34	CHRISTI	22.615	2	6	ELLIS / RICHARDSON	1:33.782	1:34.041	0.259	
3	60	HOLLAND	30.143	34	CHRISTI	17.319	60	HOLLAND	24.790	6	ELLIS /	22.628	3	60	HOLLAND / WATSON	1:35.173	1:35.278	0.105	
4	9	WALKER	30.291	58	KIRK /	17.360	5	BIGGS /	24.904	60	HOLLAND	22.738	4	34	CHRISTIE / CHRISTIE	1:35.453	1:35.931	0.478	
5	5	BIGGS /	30.303	9	WALKER	17.388	34	CHRISTI	25.077	4	PEACH /	22.898	5	4	PEACH / EDWARDS	1:35.907	1:36.308	0.401	
6	4	PEACH /	30.364	4	PEACH /	17.486	7	GRAY /	25.154	7	GRAY /	22.962	6	9	WALKER / CHRISTIE	1:36.022	1:36.268	0.246	
7	2	BRYAN /	30.422	60	HOLLAND	17.502	4	PEACH /	25.159	9	WALKER	22.989	7	5	BIGGS / SCHMITZ	1:36.097	1:36.147	0.050	
8	34	CHRISTI	30.442	5	BIGGS /	17.665	2	BRYAN /	25.228	58	KIRK /	23.201	8	58	KIRK / SMITHIES	1:36.653	1:36.932	0.279	
9	58	KIRK /	30.574	7	GRAY /	17.740	9	WALKER	25.354	5	BIGGS /	23.225	9	7	GRAY / PITT	1:36.663	1:37.146	0.483	
10	18	BELL /	30.747	18	BELL /	17.784	18	BELL /	25.385	2	BRYAN /	23.273	10	2	BRYAN / HYDE	1:36.735	1:36.996	0.261	
11	7	GRAY /	30.807	2	BRYAN /	17.812	58	KIRK /	25.518	18	BELL /	23.365	11	18	BELL / ANDERSON	1:37.281	1:37.359	0.078	
12	11	NICHOLL	30.877	111	CABLE /	17.859	111	CABLE /	25.861	111	CABLE /	23.534	12	11	NICHOLLS / COLE	1:38.474	1:38.649	0.175	
13	111	CABLE /	31.233	11	NICHOLL	17.863	11	NICHOLL	26.016	11	NICHOLL	23.718	13	111	CABLE / MASTERS	1:38.487	1:38.668	0.181	
14	51	GILBERT	31.511	89	HAUXWEL	18.094	51	GILBERT	26.023	51	GILBERT	23.950	14	51	GILBERT / THOMAS	1:39.968	1:40.007	0.039	
15	175	CLARKE	31.728	175	CLARKE	18.298	175	CLARKE	26.766	10	ROBINSO	24.313	15	175	CLARKE / CLARKE	1:41.172	1:41.701	0.529	
16	155	RUSSELL	32.228	92	HILDIGE	18.470	92	HILDIGE	26.882	92	HILDIGE	24.323	16	92	HILDIGE / HILDIGE	1:41.908	1:42.214	0.306	
17	92	HILDIGE	32.233	51	GILBERT	18.484	155	RUSSELL	26.940	175	CLARKE	24.380	17	155	RUSSELL / BRYANT	1:42.359	1:42.706	0.347	
18	89	HAUXWEL	32.352	155	RUSSELL	18.662	10	ROBINSO	27.317	89	HAUXWEL	24.390	18	89	HAUXWELL / TAYLOR	1:42.523	1:43.272	0.749	
19	10	ROBINSO	32.430	10	ROBINSO	18.929	89	HAUXWEL	27.687	155	RUSSELL	24.529	19	10	ROBINSON / HAUXWELL	1:42.989	1:43.552	0.563	
20																			

Weather / Track : Cloudy / Drying

Brands Hatch GP

Circuit Length = 2.4332 miles

Start: 14:18 Flag 14:34 End: 14:36

Results can be found at [www.tsl-timing.com](http://www.tsl-timing.com)

Printed - 14:39 Sunday, 16 June 2019

**MCRCB BULLETIN TK295****2019 Bennetts British Superbike Championship - Round 4****2019 Molson Group British Sidecar Championship****RACE 9 - BEST SPEEDS**

POS	INTERMEDIATE 1		INTERMEDIATE 2		INTERMEDIATE 3		FINISH LINE		MPH			
	NO	NAME	MPH	NO	NAME	MPH	NO	NAME				
1	9	WALKER / CHRISTIE	106.0	9	WALKER / CHRISTIE	132.1	6	ELLIS / RICHARDSON	94.6	9	WALKER / CHRISTIE	127.5
2	6	ELLIS / RICHARDSON	105.5	58	KIRK / SMITHIES	131.3	1	KERSHAW / CLARK	93.4	1	KERSHAW / CLARK	126.8
3	1	KERSHAW / CLARK	105.3	34	CHRISTIE / CHRISTIE	130.5	34	CHRISTIE / CHRISTIE	92.1	60	HOLLAND / WATSON	126.1
4	60	HOLLAND / WATSON	103.5	6	ELLIS / RICHARDSON	130.3	111	CABLE / MASTERS	91.1	7	GRAY / PITT	126.1
5	34	CHRISTIE / CHRISTIE	103.5	1	KERSHAW / CLARK	130.0	2	BRYAN / HYDE	90.5	34	CHRISTIE / CHRISTIE	125.9
6	4	PEACH / EDWARDS	102.2	60	HOLLAND / WATSON	129.8	5	BIGGS / SCHMITZ	90.1	58	KIRK / SMITHIES	124.2
7	7	GRAY / PITT	101.8	7	GRAY / PITT	129.3	7	GRAY / PITT	89.5	111	CABLE / MASTERS	124.0
8	58	KIRK / SMITHIES	101.6	4	PEACH / EDWARDS	128.3	60	HOLLAND / WATSON	89.4	6	ELLIS / RICHARDSON	123.8
9	2	BRYAN / HYDE	101.5	2	BRYAN / HYDE	128.3	58	KIRK / SMITHIES	89.3	4	PEACH / EDWARDS	123.8
10	5	BIGGS / SCHMITZ	101.0	111	CABLE / MASTERS	128.3	9	WALKER / CHRISTIE	89.2	11	NICHOLLS / COLE	123.5
11	111	CABLE / MASTERS	101.0	18	BELL / ANDERSON	127.0	4	PEACH / EDWARDS	88.1	92	HILDIGE / HILDIGE	123.5
12	18	BELL / ANDERSON	100.6	92	HILDIGE / HILDIGE	126.6	18	BELL / ANDERSON	88.1	89	HAUXWELL / TAYLOR	123.3
13	11	NICHOLLS / COLE	100.6	5	BIGGS / SCHMITZ	126.1	155	RUSSELL / BRYANT	87.8	2	BRYAN / HYDE	123.1
14	89	HAUXWELL / TAYLOR	100.1	51	GILBERT / THOMAS	124.9	11	NICHOLLS / COLE	87.2	5	BIGGS / SCHMITZ	122.9
15	155	RUSSELL / BRYANT	97.6	11	NICHOLLS / COLE	124.2	92	HILDIGE / HILDIGE	85.0	18	BELL / ANDERSON	122.9
16	92	HILDIGE / HILDIGE	97.5	175	CLARKE / CLARKE	124.0	51	GILBERT / THOMAS	83.2	10	ROBINSON / HAUXWELL	120.2
17	10	ROBINSON / HAUXWELL	97.5	155	RUSSELL / BRYANT	123.1	10	ROBINSON / HAUXWELL	82.4	51	GILBERT / THOMAS	119.4
18	175	CLARKE / CLARKE	97.2	10	ROBINSON / HAUXWELL	123.1	175	CLARKE / CLARKE	82.0	175	CLARKE / CLARKE	118.9
19	51	GILBERT / THOMAS	97.1	89	HAUXWELL / TAYLOR	118.1	89	HAUXWELL / TAYLOR	81.7	155	RUSSELL / BRYANT	118.7
20	25	MacLAURIN / HOPE	72.3									

Weather / Track : Cloudy / Drying

Brands Hatch GP

Circuit Length = 2.4332 miles

Start: 14:18 Flag 14:34 End: 14:36

Results can be found at [www.tsl-timing.com](http://www.tsl-timing.com)

Printed - 14:40 Sunday, 16 June 2019



# MCRCB BULLETIN TK296

## 2019 Bennetts British Superbike Championship - Round 4

## 2019 Molson Group British Sidecar Championship

### RACE 9 - STATISTICS

Competitors Started	20
Planned Start	2019-06-16 @ 14:15:00.000
Actual Start	2019-06-16 @ 14:18:46.622
Finish Time	2019-06-16 @ 14:34:43.292
Track Length	2.4332mi.
Total Laps	174
Total Distance Covered	423.3923mi.

#### Session Fastest Lap History

NO	NAME	LAP TIME	TIME OF DAY	LAP	VEHICLE
6	ELLIS / RICHARDSON	<b>1:34.618</b>	14:22:07.599	2	LCR Honda
6	ELLIS / RICHARDSON	<b>1:34.374</b>	14:25:17.660	4	LCR Honda
1	KERSHAW / CLARK	<b>1:34.192</b>	14:26:56.325	5	LCR Yamaha
6	ELLIS / RICHARDSON	<b>1:34.041</b>	14:28:26.208	6	LCR Honda
1	KERSHAW / CLARK	<b>1:33.589</b>	14:30:04.137	7	LCR Yamaha
1	KERSHAW / CLARK	<b>1:33.344</b>	14:31:37.481	8	LCR Yamaha

#### Session Leader History

NO	NAME	FROM LAP	LAPS LED	DISTANCE	VEHICLE
7	GRAY / PITT	1	1	2.43 miles	LCR Yamaha
6	ELLIS / RICHARDSON	2	9	21.89 miles	LCR Honda

#### Flag History

TYPE	TIME OF DAY
GREEN	14:18:46.622
FINISH	14:34:43.292

#### Flag Statistics

TYPE	COUNT	TOTAL LAPS	TOTAL TIME
Green	1	10	18:04.547
Red	0	0	0.000
Safety Car	0	0	0.000
FCY	0	0	0.000

Weather / Track : Cloudy / Drying

These results are provisional until the conclusion of any judicial and technical matters.

Brands Hatch GP

Circuit Length = 2.4332 miles

Start: 14:18 Flag 14:34 End: 14:36

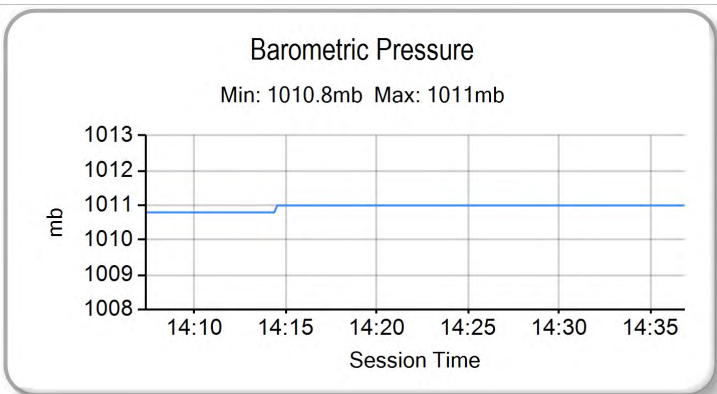
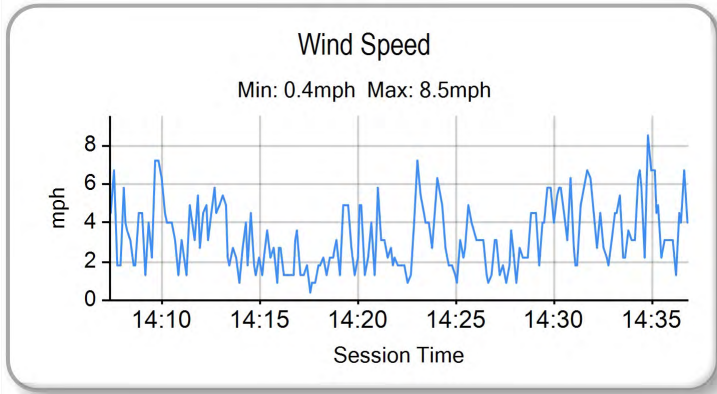
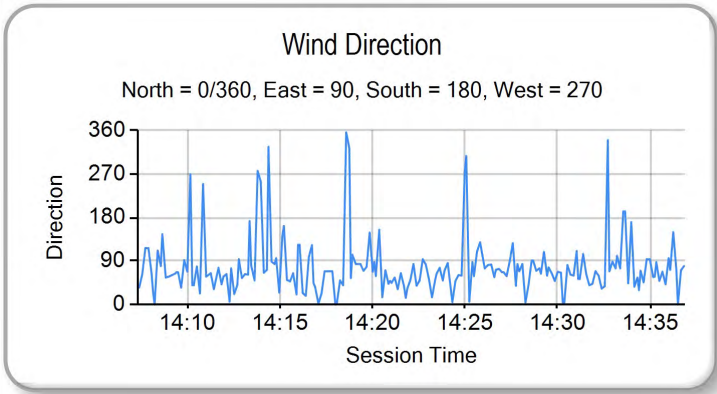
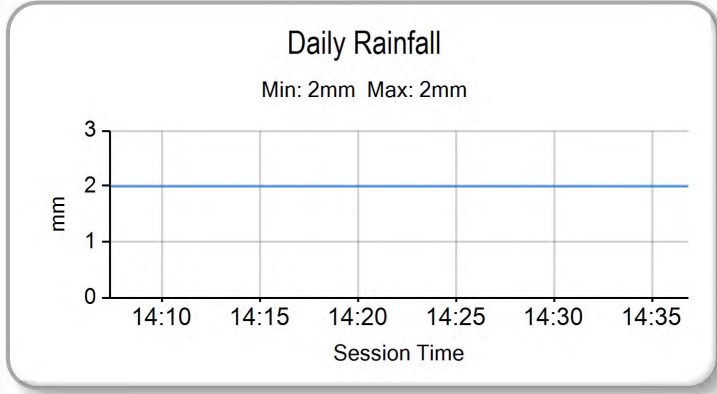
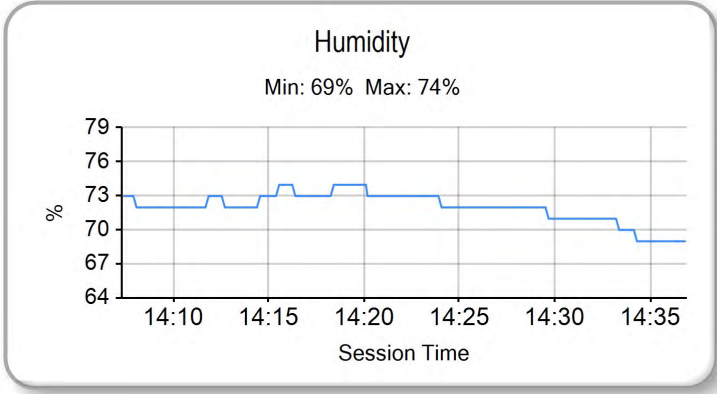
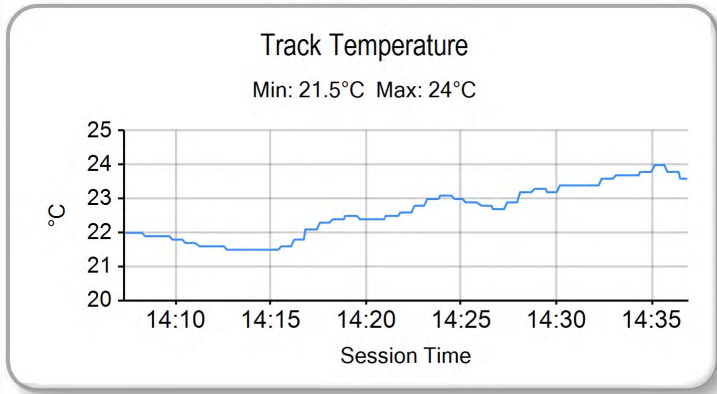
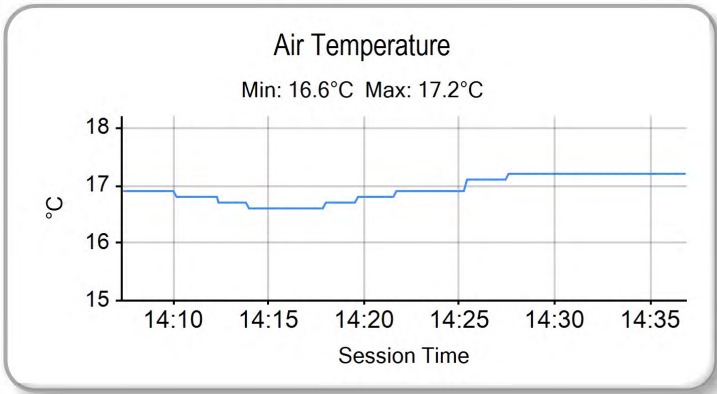
Race Director :	Stewards :	Timekeeper :
-----------------	------------	--------------

# MCRCB BULLETIN TK297

## 2019 Bennetts British Superbike Championship - Round 4

## 2019 Molson Group British Sidecar Championship

### RACE 9 - WEATHER CONDITIONS



Weather / Track : Cloudy / Drying

Results can be found at [www.tsl-timing.com](http://www.tsl-timing.com)

Brands Hatch GP  
Circuit Length = 2.4332 miles  
Start: 14:18 Flag 14:34 End: 14:36

Printed - 14:40 Sunday, 16 June 2019

