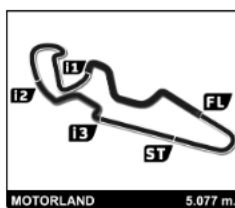




13 -14 July

MOTORLAND ARAGÓN

FIM CEV REPSOL 2019



# EUROPEAN TALENT CUP

## FIM CEV REPSOL MOTORLAND ARAGÓN

### Race 1 ((14 laps, 71,1 km.))

### Classification

Rider	Nat	Team	Bike	Tyres	Cl.	Laps	Total Time	Gap	Kph	Best Lap			
										Lap	Time Kph		
1	28	Izan GUEVARA	SPA	CUNA DE CAMPEONES	HONDA	DUNLOP	14	29:19.412	-	145.4	13	2:03.684	147.8
2	80	David ALONSO	SPA	SAMA QATAR ANGEL NIETO TEAM	HONDA	DUNLOP	14	29:19.451	+0.039	145.4	7	2:04.064	147.3
3	23	Álex MILLÁN	SPA	HAWKERS KARBUM ARO	HONDA	DUNLOP	14	29:19.509	+0.097	145.4	7	2:04.223	147.1
4	22	Clément ROUGÉ	FRA	EQUIPE DE FRANCE - FILIERE GP	HONDA	DUNLOP	14	29:29.305	+9.893	144.6	6	2:04.974	146.2
5	24	Iván ORTOLÁ	SPA	SAMA QATAR ANGEL NIETO TEAM	HONDA	DUNLOP	14	29:34.692	+15.280	144.2	7	2:04.873	146.4
6	54	Fermín ALDEGUER	SPA	BESTER CAPITAL DUBAI	HONDA	DUNLOP	14	29:34.695	+15.283	144.2	7	2:05.198	146.0
7	84	Zonta VAN DEN GOORBERGH	NED	TEAM SUPERB	HONDA	DUNLOP	14	29:34.742	+15.330	144.2	12	2:05.424	145.7
8	70	Joshua WHATLEY	GBR	KRP	HONDA	DUNLOP	14	29:40.726	+21.314	143.7	4	2:06.114	144.9
9	10	Adrián CRUCES	SPA	TALENT TEAM ESTRELLA GALICIA 0.0	HONDA	DUNLOP	14	29:40.772	+21.360	143.7	6	2:05.641	145.5
10	77	Mattia VOLPI	ITA	SIC58 SQUADRA CORSE	HONDA	DUNLOP	14	29:42.898	+23.486	143.5	13	2:05.203	146.0
11	95	José Antonio RUEDA	SPA	TALENT TEAM ESTRELLA GALICIA 0.0	HONDA	DUNLOP	14	29:43.224	+23.812	143.5	14	2:06.448	144.5
12	63	M. Syarifuddin Bin AZMAN	MAL	DYNAVOLT INTACT SIC JUNIOR TEAM	HONDA	DUNLOP	14	29:43.393	+23.981	143.5	14	2:05.586	145.5
13	31	Roberto GARCÍA	SPA	FAUSS EL SEÑOR DE LAS BOLSAS	HONDA	DUNLOP	14	29:51.081	+31.669	142.9	7	2:05.333	145.8
14	49	Julio GARCÍA	SPA	JEREZ ANDALUCIA MOTOR TALENT	HONDA	DUNLOP	14	29:53.990	+34.578	142.6	13	2:05.286	145.9
15	44	Noah DETTWILER	SWI	TEAM MTA - DINOIL	HONDA	DUNLOP	14	29:54.084	+34.672	142.6	14	2:06.040	145.0
16	86	Mario MAYOR	SPA	IKONO LAGLISSE ACADEMY	HONDA	DUNLOP	14	29:54.206	+34.794	142.6	13	2:06.036	145.0
17	74	Daijiro SAKO	JPN	CUNA DE CAMPEONES	HONDA	DUNLOP	14	29:54.257	+34.845	142.6	12	2:04.750	146.5
18	92	Diogo MOREIRA	BRA	TALENT TEAM ESTRELLA GALICIA 0.0	HONDA	DUNLOP	14	29:55.094	+35.682	142.5	13	2:05.988	145.1
19	19	Andreas KOFLER	AUT	SOKOL RACE TEAM FMT	HONDA	DUNLOP	14	29:55.214	+35.802	142.5	13	2:06.329	144.7
20	72	Mattia FALZONE	ITA	SIC 58 SQUADRA CORSE	HONDA	DUNLOP	14	29:57.531	+38.119	142.4	13	2:06.886	144.0
21	20	Jack HART	GBR	WILSON RACING	HONDA	DUNLOP	14	29:57.600	+38.188	142.3	10	2:06.747	144.2
22	48	Gabín PLANQUES	FRA	LARRESPORT BRADOL	HONDA	DUNLOP	14	29:57.875	+38.463	142.3	8	2:06.855	144.1
23	21	Vincent FALCONE	FRA	TFC RACING	HONDA	DUNLOP	14	29:58.102	+38.690	142.3	9	2:07.022	143.9
24	15	Julen AVILA	SPA	F. ANDREAS PEREZ - LARRESPORT BRADOL	HONDA	DUNLOP	14	30:12.296	+52.884	141.2	6	2:07.741	143.1
25	93	Marco GAGGI	ITA	SOKOL RACE TEAM FMT	HONDA	DUNLOP	14	30:18.380	+58.968	140.7	13	2:07.816	143.0
26	27	Tommaso CAVADINI	SWI	TEAM MTA - DINOIL	HONDA	DUNLOP	14	30:18.830	+59.418	140.7	14	2:07.877	142.9
27	42	Soma GÖRBE	HUN	BESTER CAPITAL DUBAI JUNIOR TEAM	HONDA	DUNLOP	14	30:18.843	+59.431	140.7	13	2:08.004	142.8
28	4	Kiko MARIA	POR	LEOPARD IMPALA JUNIOR TEAM	HONDA	DUNLOP	14	30:19.272	+59.860	140.7	14	2:06.940	144.0
29	29	Dean BERTA	SPA	MVK DANI RIVAS TALENT TEAM	HONDA	DUNLOP	14	30:22.305	+1:02.893	140.4	11	2:08.463	142.3
<b>Not classified:</b>													
38	Juan RODRÍGUEZ	SPA	CUNA DE CAMPEONES	HONDA	DUNLOP	13	27:13.929			7	2:04.319	147.0	
8	Kas BEEKMANS	NED	ERNST DUBINK EVENO RACING	HONDA	DUNLOP	11	23:54.718			11	2:08.360	142.4	
6	Dirk GEIGER	GER	KIEFER RACING	HONDA	DUNLOP	10	21:19.709			10	2:06.109	144.9	
41	Eric FERNÁNDEZ	SPA	TEAM GRUPO MACHADO	HONDA	DUNLOP	9	19:04.466			5	2:05.607	145.5	
14	Carlos TORRECILLAS	SPA	GTRT SPAIN TORRECILLAS	HONDA	DUNLOP	3	6:33.327			3	2:07.096	143.8	
5	Lorenzo FELLON	FRA	ZF GRAND PRIX SCHOOL	HONDA	DUNLOP	2	4:18.328			2	2:06.893	144.0	
53	Michal BŮLIK	SVK	IGAX TEAM	HONDA	DUNLOP	2	4:26.815			2	2:09.636	141.0	
69	Marcos RUDA	SPA	CUNA DE CAMPEONES	HONDA	DUNLOP								
64	David MUÑOZ	SPA	JEREZ ANDALUCIA MOTOR TALENT	HONDA	DUNLOP								

<b>Pole Position</b>	I. GUEVARA	2:02.790	148.8 Kph
<b>Fastest Lap</b>	Lap 13 Izan GUEVARA	2:03.684	147.8 Kph

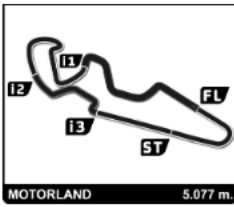
Published at: .....

Track Status **DRY**

<b>Race Director:</b>	<b>Timekeeper:</b>
-----------------------	--------------------

14/07/2019 Page 1 / 1



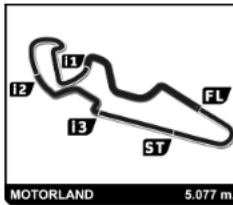


# EUROPEAN TALENT CUP FIM CEV REPSOL MOTORLAND ARAGÓN

## Race 1

### Lap Chart

		LAP														
Nr	Pos	Grid	1	2	3	4	5	6	7	8	9	10	11	12	13	14
28	1	28	28	22	38	38	28	28	38	38	28	28	38	38	38	28
38	2	38	22	28	28	28	38	38	28	80	38	80	80	80	28	80
95	3	95	38	38	22	80	23	23	80	28	80	38	28	23	23	23
69	4	69	95	23	23	22	80	80	23	23	23	23	23	28	80	22
22	5	22	84	95	80	23	22	22	22	22	22	22	22	22	22	24
84	6	84	5	84	84	84	84	84	84	24	54	24	54	54	84	54
74	7	74	23	5	95	54	54	54	54	54	84	54	24	24	24	84
10	8	10	80	80	54	24	24	24	24	84	24	84	84	84	54	70
5	9	5	41	41	24	10	41	41	10	41	41	10	10	70	10	10
41	10	41	10	24	41	95	10	10	41	10	10	70	70	10	70	77
23	11	23	70	54	10	41	70	70	70	70	70	95	95	95	95	95
48	12	48	54	10	70	70	95	95	95	95	63	77	77	77	77	63
80	13	80	24	70	77	77	6	77	77	77	77	63	63	63	63	31
70	14	70	6	77	6	6	77	6	6	31	63	6	31	31	31	49
54	15	54	74	6	14	31	31	31	31	6	6	31	86	44	44	44
21	16	21	48	14	63	63	63	63	63	63	31	21	21	86	86	86
64	17	64	63	86	48	86	19	44	44	44	86	19	19	19	49	74
31	18	31	77	63	86	21	21	19	19	86	19	44	44	21	19	92
86	19	86	21	48	31	48	44	21	86	19	92	92	92	49	92	19
72	20	72	92	21	21	19	86	86	92	92	21	86	49	92	74	72
92	21	92	86	31	44	44	92	92	21	21	44	49	72	72	72	20
49	22	49	14	53	92	72	48	72	49	49	49	72	20	20	21	48
93	23	93	31	92	72	92	72	48	72	48	72	20	48	74	20	21
15	24	15	53	72	19	49	49	49	48	72	48	48	74	48	48	15
19	25	19	19	44	49	20	20	20	20	20	20	74	15	15	15	93
6	26	6	72	19	20	74	74	74	74	74	74	15	42	93	93	27
53	27	53	44	20	74	15	15	15	15	15	15	93	93	27	42	42
63	28	63	20	49	29	29	42	29	27	42	42	42	29	42	27	4
44	29	44	49	74	15	42	29	42	29	29	93	29	27	29	4	29
77	30	77	15	42	27	8	8	27	8	8	29	8	8	4	29	
29	31	29	42	29	42	27	27	8	42	27	8	27	4			
24	32	24	29	15	8	93	93	93	93	93	27	4				
27	33	27	8	27	93	4	4	4	4	4	4					
14	34	14	27	8	4											
20	35	20	93	93												
42	36	42	4	4												
4	37	4														
8	38	8														



# EUROPEAN TALENT CUP

## FIM CEV REPSOL MOTORLAND ARAGÓN

### Race 1

### Best Sector Times

SECTOR 1			SECTOR 2		SECTOR 3		SECTOR 4		Pos	Ideal Lap	Best Lap
Pos	Rider	Time	Rider	Time	Rider	Time	Rider	Time			
1	28 I.GUEVARA	34.764	28 I.GUEVARA	34.385	38 J.RODRÍGUEZ	22.667	74 D.SAKO	31.664	1	28	2:03.684 (1)
2	80 D.ALONSO	34.924	23 Á.MILLÁN	34.588	23 Á.MILLÁN	22.696	80 D.ALONSO	31.679	2	80	2:03.923 (2)
3	23 Á.MILLÁN	35.085	74 D.SAKO	34.599	80 D.ALONSO	22.713	28 I.GUEVARA	31.801	3	23	2:04.173 (3)
4	74 D.SAKO	35.122	80 D.ALONSO	34.607	28 I.GUEVARA	22.734	22 C.ROUGÉ	31.803	4	38	2:04.313 (4)
5	38 J.RODRÍGUEZ	35.147	38 J.RODRÍGUEZ	34.623	54 F.ALDEGUER	22.814	23 Á.MILLÁN	31.804	5	74	2:04.539 (5)
6	84 E.FERNÁNDEZ	35.211	22 C.ROUGÉ	34.642	24 I.ORTOLÁ	22.863	41 E.FERNÁNDEZ	31.858	6	22	2:04.648 (6)
7	54 F.ALDEGUER	35.272	77 M.VOLPI	34.749	22 C.ROUGÉ	22.888	38 J.RODRÍGUEZ	31.876	7	54	2:04.861 (7)
8	24 I.ORTOLÁ	35.281	24 I.ORTOLÁ	34.822	31 R.GARCÍA	22.958	48 G.PLANQUES	31.898	8	24	2:04.873 (8)
9	22 C.ROUGÉ	35.315	84 E.FERNÁNDEZ	34.834	84 E.FERNÁNDEZ	22.962	49 J.GARCÍA	31.905	9	84	2:05.021 (9)
10	5 L.FELLON	35.329	10 A.CRUCES	34.839	92 D.MOREIRA	22.976	24 I.ORTOLÁ	31.907	10	77	2:05.199 (10)
11	10 A.CRUCES	35.342	54 F.ALDEGUER	34.840	49 J.GARCÍA	22.982	86 M.MAYOR	31.934	11	31	2:05.254 (11)
12	31 R.GARCÍA	35.352	41 E.FERNÁNDEZ	34.877	63 M.AZMAN	22.996	54 F.ALDEGUER	31.935	12	63	2:05.270 (12)
13	63 M.AZMAN	35.369	31 R.GARCÍA	34.905	44 N.DETTWILER	23.021	63 M.AZMAN	31.942	13	49	2:05.286 (13)
14	77 M.VOLPI	35.395	95 J.RUEDA	34.945	86 M.MAYOR	23.058	70 J.WHATLEY	31.952	14	10	2:05.346 (14)
15	41 E.FERNÁNDEZ	35.412	63 M.AZMAN	34.963	77 M.VOLPI	23.076	77 M.VOLPI	31.979	15	41	2:05.354 (15)
16	49 J.GARCÍA	35.413	70 J.WHATLEY	34.965	10 A.CRUCES	23.118	20 J.HART	31.981	16	44	2:05.570 (16)
17	70 J.WHATLEY	35.421	92 D.MOREIRA	34.986	74 D.SAKO	23.154	44 N.DETTWILER	31.990	17	70	2:05.589 (17)
18	44 N.DETTWILER	35.436	49 J.GARCÍA	34.986	19 A.KOFLER	23.170	84 E.FERNÁNDEZ	32.014	18	86	2:05.616 (18)
19	6 D.GEIGER	35.445	19 A.KOFLER	34.993	14 C.TORRECILLAS	23.206	72 M.FALZONE	32.039	19	92	2:05.799 (19)
20	20 J.HART	35.481	6 D.GEIGER	35.090	41 E.FERNÁNDEZ	23.207	31 R.GARCÍA	32.039	20	19	2:05.893 (20)
21	86 M.MAYOR	35.524	86 M.MAYOR	35.100	6 D.GEIGER	23.211	10 A.CRUCES	32.047	21	95	2:05.918 (21)
22	19 A.KOFLER	35.579	5 L.FELLON	35.103	21 V.FALCONE	23.237	8 K.BEEKMANS	32.081	22	6	2:05.990 (22)
23	95 J.RUEDA	35.582	21 V.FALCONE	35.109	70 J.WHATLEY	23.251	21 V.FALCONE	32.108	23	5	2:05.996 (23)
24	92 D.MOREIRA	35.621	44 N.DETTWILER	35.123	95 J.RUEDA	23.272	95 J.RUEDA	32.119	24	20	2:06.032 (24)
25	72 M.FALZONE	35.626	4 K.MARIA	35.146	5 L.FELLON	23.299	27 T.CAVADINI	32.137	25	21	2:06.287 (25)
26	4 K.MARIA	35.689	48 G.PLANQUES	35.202	72 M.FALZONE	23.327	19 A.KOFLER	32.151	26	72	2:06.348 (26)
27	14 C.TORRECILLAS	35.772	20 J.HART	35.206	20 J.HART	23.364	93 M.GAGGI	32.202	27	48	2:06.370 (27)
28	21 V.FALCONE	35.833	14 C.TORRECILLAS	35.224	48 G.PLANQUES	23.389	92 D.MOREIRA	32.216	28	4	2:06.585 (28)
29	48 G.PLANQUES	35.881	15 J.AVILA	35.296	93 M.GAGGI	23.394	29 D.BERTA	32.241	29	14	2:06.686 (29)
30	93 M.GAGGI	35.981	72 M.FALZONE	35.356	4 K.MARIA	23.402	6 D.GEIGER	32.244	30	93	2:07.154 (30)
31	15 J.AVILA	35.997	42 S.GÖRBE	35.455	42 S.GÖRBE	23.555	5 L.FELLON	32.265	31	15	2:07.252 (31)
32	29 D.BERTA	36.053	27 T.CAVADINI	35.510	27 T.CAVADINI	23.592	42 S.GÖRBE	32.324	32	27	2:07.386 (32)
33	27 T.CAVADINI	36.147	93 M.GAGGI	35.577	15 J.AVILA	23.617	15 J.AVILA	32.342	33	42	2:07.504 (33)
34	42 S.GÖRBE	36.170	8 K.BEEKMANS	35.632	29 D.BERTA	23.741	4 K.MARIA	32.348	34	8	2:07.810 (34)
35	8 K.BEEKMANS	36.352	29 D.BERTA	35.879	8 K.BEEKMANS	23.745	14 C.TORRECILLAS	32.484	35	29	2:07.914 (35)
36	53 M.BÚLIK	36.521	53 M.BÚLIK	36.162	53 M.BÚLIK	24.133	53 M.BÚLIK	32.554	36	53	2:09.370 (36)

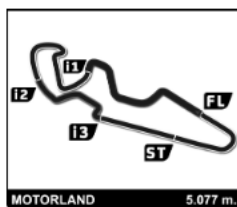




13 -14 July

MOTORLAND ARAGÓN

FIM CEV REPSOL 2019



# EUROPEAN TALENT CUP

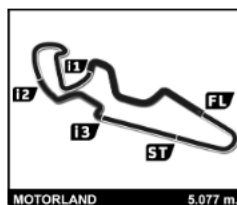
## FIM CEV REPSOL MOTORLAND ARAGÓN

### Race 1

### Leader Sequence

Nr	Rider	Team	Bike	Start	End Lap	Laps	Total Laps
28	Izan GUEVARA	CUNA DE CAMPEONES	HONDA	1	1	1	1
22	Clément ROUGÉ	EQUIPE DE FRANCE - FILIÈRE GP	HONDA	2	2	1	1
38	Juan RODRÍGUEZ	CUNA DE CAMPEONES	HONDA	3	4	2	2
28	Izan GUEVARA	CUNA DE CAMPEONES	HONDA	5	6	2	3
38	Juan RODRÍGUEZ	CUNA DE CAMPEONES	HONDA	7	8	2	4
28	Izan GUEVARA	CUNA DE CAMPEONES	HONDA	9	10	2	5
38	Juan RODRÍGUEZ	CUNA DE CAMPEONES	HONDA	11	13	3	7
28	Izan GUEVARA	CUNA DE CAMPEONES	HONDA	14	14	1	6





## EUROPEAN TALENT CUP

### FIM CEV REPSOL MOTORLAND ARAGÓN

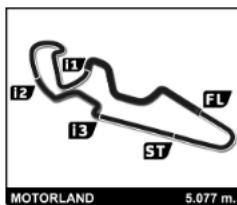
#### Race 1

#### Fastest Lap Sequence

Practice Time	Rider	Team	Bike	Class	Time	Kph	Lap
4:16.574	<b>22 Clément ROUGÉ</b>	EQUIPE DE FRANCE - FILIÈRE GP	HONDA		<b>2:06.258</b>	144.8	2
4:16.644	<b>38 Juan RODRÍGUEZ</b>	CUNA DE CAMPEONES	HONDA		<b>2:05.959</b>	145.1	2
6:22.514	<b>38 Juan RODRÍGUEZ</b>	CUNA DE CAMPEONES	HONDA		<b>2:05.870</b>	145.2	3
6:23.552	<b>23 Álex MILLÁN</b>	HAWKERS KARBIUM ARO	HONDA		<b>2:05.869</b>	145.2	3
6:24.166	<b>80 David ALONSO</b>	SAMA QATAR ÁNGEL NIETO TEAM	HONDA		<b>2:05.359</b>	145.8	3
8:27.822	<b>38 Juan RODRÍGUEZ</b>	CUNA DE CAMPEONES	HONDA		<b>2:05.308</b>	145.9	4
8:28.860	<b>80 David ALONSO</b>	SAMA QATAR ÁNGEL NIETO TEAM	HONDA		<b>2:04.694</b>	146.6	4
10:33.041	<b>28 Izan GUEVARA</b>	CUNA DE CAMPEONES	HONDA		<b>2:04.499</b>	146.8	5
14:42.497	<b>38 Juan RODRÍGUEZ</b>	CUNA DE CAMPEONES	HONDA		<b>2:04.319</b>	147.0	7
14:42.807	<b>80 David ALONSO</b>	SAMA QATAR ÁNGEL NIETO TEAM	HONDA		<b>2:04.064</b>	147.3	7
27:14.244	<b>28 Izan GUEVARA</b>	CUNA DE CAMPEONES	HONDA		<b>2:03.684</b>	147.8	13







# EUROPEAN TALENT CUP

## FIM CEV REPSOL MOTORLAND ARAGÓN

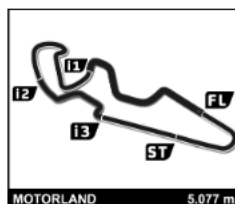
### Race 1

### Analysis by lap

Lapped

Nr	Lap Time	Gap	Nr	Lap Time	Gap	Nr	Lap Time	Gap	Nr	Lap Time	Gap	Nr	Lap Time	Gap			
29	2:09.120	41.147	31	2:09.322	25.502	28	2:06.822	2.055	4	2:07.289	58.403						
8	2:09.074	41.328	21	2:07.295	29.611	22	2:06.072	6.519	29	2:10.535	59.594						
27	2:09.722	41.380	19	2:07.480	29.625	54	2:06.857	12.897									
93	2:08.841	41.483	44	2:07.164	29.755	24	2:06.860	12.977	<b>Lap 14</b>								
4	2:08.805	44.386	92	2:07.580	29.791	84	2:05.424	13.385	28	2:05.168							
<b>Lap 9</b>			86	2:07.675	29.801	70	2:06.810	17.595	80	2:04.903	0.039						
28	2:05.065		49	2:07.138	29.994	10	2:07.486	17.873	23	2:05.006	0.097						
38	2:05.410	0.089	72	2:06.970	30.467	95	2:07.334	21.399	22	2:07.649	9.893						
80	2:05.418	0.226	20	2:06.747	30.541	77	2:06.148	23.406	24	2:06.912	15.280						
23	2:05.307	0.311	48	2:07.045	30.722	63	2:06.134	23.489	54	2:06.867	15.283						
22	2:06.363	3.812	74	2:09.506	35.189	31	2:06.752	27.749	84	2:07.178	15.330						
54	2:06.149	9.217	15	2:07.933	41.640	44	2:06.456	33.327	70	2:07.109	21.314						
84	2:06.066	9.229	93	2:08.370	48.305	86	2:06.871	33.530	10	2:07.257	21.360						
24	2:06.334	9.357	42	2:08.626	48.370	19	2:07.121	33.929	77	2:05.784	23.486						
41	2:06.255	11.591	29	2:08.492	48.473	21	2:07.553	34.275	95	2:06.448	23.812						
10	2:06.770	12.228	8	2:08.765	48.797	49	2:07.248	34.326	63	2:05.586	23.981						
70	2:06.423	13.896	27	2:08.844	48.973	92	2:07.521	34.397	31	2:07.566	31.669						
95	2:06.998	15.630	4	2:08.155	51.213	72	2:07.446	34.771	49	2:05.873	34.578						
77	2:06.480	20.193	<b>Lap 11</b>			20	2:07.430	34.853	44	2:06.040	34.672						
63	2:06.407	20.641	38	2:05.590		74	2:04.750	35.011	86	2:06.135	34.794						
6	2:06.645	20.725	80	2:05.967	0.297	48	2:07.435	35.254	74	2:05.333	34.845						
31	2:06.809	20.866	28	2:06.177	0.410	15	2:08.127	46.696	92	2:06.204	35.682						
86	2:07.074	26.812	23	2:06.145	0.613	93	2:08.121	53.808	19	2:06.451	35.802						
19	2:06.959	26.831	22	2:06.112	5.624	27	2:08.151	54.245	72	2:07.369	38.119						
92	2:06.956	26.897	54	2:06.089	11.217	42	2:08.640	54.303	20	2:07.125	38.188						
21	2:07.022	27.002	24	2:06.227	11.294	29	2:08.491	54.483	48	2:07.026	38.463						
44	2:07.542	27.277	84	2:05.522	13.138	4	2:07.907	56.538	21	2:07.709	38.690						
49	2:07.327	27.542	10	2:07.322	15.564	<b>Lap 13</b>			15	2:08.757	52.884						
72	2:06.948	28.183	70	2:06.141	15.962	38	2:05.424		93	2:08.251	58.968						
48	2:07.181	28.363	95	2:07.335	19.242	28	2:03.684	0.315	27	2:07.877	59.418						
20	2:07.116	28.480	77	2:06.436	22.435	23	2:05.817	0.574	42	2:08.031	59.431						
74	2:06.416	30.369	63	2:06.557	22.532	80	2:05.912	0.619	4	2:06.940	59.860						
15	2:08.627	38.393	31	2:06.439	26.174	22	2:06.632	7.727	29	2:08.782	1:02.893						
42	2:08.694	44.430	86	2:07.802	31.836	84	2:05.674	13.635									
93	2:08.459	44.621	21	2:08.055	31.899	24	2:06.298	13.851									
29	2:08.841	44.667	19	2:08.127	31.985	54	2:06.426	13.899									
8	2:08.711	44.718	44	2:08.060	32.048	10	2:07.137	19.586									
27	2:08.756	44.815	92	2:08.029	32.053	70	2:07.517	19.688									
4	2:08.679	47.744	49	2:08.028	32.255	95	2:06.872	22.847									
<b>Lap 10</b>			72	2:07.802	32.502	77	2:05.203	23.185									
28	2:04.686		20	2:07.826	32.600	63	2:05.813	23.878									
80	2:04.557	0.097	48	2:08.041	32.996	31	2:07.261	29.586									
38	2:04.774	0.177	74	2:06.016	35.438	44	2:06.212	34.115									
23	2:04.610	0.235	15	2:07.873	43.746	86	2:06.036	34.142									
22	2:06.153	5.279	42	2:08.237	50.840	49	2:05.286	34.188									
24	2:06.163	10.834	93	2:08.326	50.864	19	2:06.329	34.834									
54	2:06.364	10.895	29	2:08.463	51.169	92	2:05.988	34.961									
84	2:08.840	13.383	27	2:08.065	51.271	74	2:05.408	34.995									
10	2:06.467	14.009	8	2:08.360	51.390	72	2:06.886	36.233									
70	2:06.378	15.588	4	2:08.362	53.808	21	2:07.613	36.464									
95	2:06.730	17.674	<b>Lap 12</b>			20	2:07.117	36.546									
63	2:05.787	21.742	38	2:05.177		48	2:07.090	36.920									
77	2:06.259	21.766	80	2:05.011	0.131	15	2:08.338	49.610									
6	2:06.109	22.148	23	2:04.745	0.181	93	2:07.816	56.200									
						42	2:08.004	56.883									
						27	2:08.203	57.024									





# EUROPEAN TALENT CUP

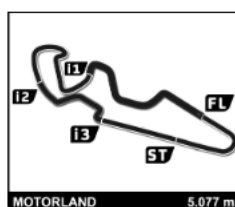
## FIM CEV REPSOL MOTORLAND ARAGÓN

### Race 1

### Analysis

■ Personal Best ■ Session Best ■ Crossing the finish line in pit lane

Lap	Time	Sector 1	Sector 2	Sector 3	Sector 4	Elapsed	Lap	Time	Sector 1	Sector 2	Sector 3	Sector 4	Elapsed
<b>4</b>	<b>Kiko MARIA</b>						POR						
	LEOPARD IMPALA JUNIOR TEAM						HONDA						
1	2:22.973	46.006	38.377	24.793	33.797	2:22.973	6	<b>2:05.641</b>	<b>35.342</b>	35.039	23.211	32.049	12:45.860
2	2:11.887	37.232	36.816	24.314	33.525	4:34.860	7	2:05.682	35.491	<b>34.839</b>	<b>23.118</b>	32.234	14:51.542
3	2:10.216	36.848	36.330	23.983	33.055	6:45.076	8	2:06.791	35.539	35.243	23.684	32.325	16:58.333
4	2:10.117	36.711	36.206	24.136	33.064	8:55.193	9	2:06.770	35.793	35.195	23.285	32.497	19:05.103
5	2:09.651	36.434	35.949	23.719	33.549	11:04.844	10	2:06.467	35.503	35.362	23.204	32.398	21:11.570
6	2:08.941	36.419	35.762	23.732	33.028	13:13.785	11	2:07.322	35.815	35.296	23.343	32.868	23:18.892
7	2:09.350	36.200	35.809	24.091	33.250	15:23.135	12	2:07.486	36.054	35.444	23.410	32.578	25:26.378
8	2:08.805	36.270	35.877	23.731	32.927	17:31.940	13	2:07.137	35.441	35.301	23.615	32.780	27:33.515
9	2:08.679	36.018	36.281	23.673	32.707	19:40.619	14	2:07.257	35.986	35.406	23.387	32.478	29:40.772
10	2:08.155	35.984	35.721	23.549	32.901	21:48.774							
11	2:08.362	36.206	35.662	23.565	32.929	23:57.136							
12	2:07.907	35.927	35.728	23.465	32.787	26:05.043							
13	2:07.289	<b>35.689</b>	35.482	<b>23.402</b>	32.716	28:12.332							
14	<b>2:06.940</b>	35.743	<b>35.146</b>	23.703	<b>32.348</b>	30:19.272							
<b>5</b>	<b>Lorenzo FELLON</b>						FRA						
	ZF GRAND PRIX SCHOOL						HONDA						
1	2:11.435	39.900	35.348	23.868	32.319	2:11.435							
2	<b>2:06.893</b>	35.842	35.487	<b>23.299</b>	<b>32.265</b>	4:18.328							
<b>6</b>	<b>Dirk GEIGER</b>						GER						
	KIEFER RACING						HONDA						
1	2:15.734	42.424	36.167	24.160	32.983	2:15.734							
2	2:08.074	36.300	35.645	23.649	32.480	4:23.808							
3	2:07.748	36.413	35.584	23.397	32.354	6:31.556							
4	2:07.273	35.804	35.426	23.566	32.477	8:38.829							
5	2:07.336	36.035	35.337	23.650	32.314	10:46.165							
6	2:06.988	35.899	35.286	23.385	32.418	12:53.153							
7	2:06.778	35.955	35.279	23.300	<b>32.244</b>	14:59.931							
8	2:07.024	36.074	35.221	23.353	32.376	17:06.955							
9	2:06.645	35.650	35.509	<b>23.211</b>	32.275	19:13.600							
10	<b>2:06.109</b>	<b>35.445</b>	<b>35.090</b>	23.325	32.249	21:19.709							
<b>8</b>	<b>Kas BEEKMANS</b>						NED						
	ERNST DUBBINK EVENO RACING						HONDA						
1	2:21.121	45.521	37.398	24.777	33.425	2:21.121							
2	2:11.452	37.651	36.384	24.385	33.032	4:32.573							
3	2:10.232	36.792	36.323	24.465	32.652	6:42.805							
4	2:09.641	36.848	36.029	23.982	32.782	8:52.446							
5	2:08.565	36.359	35.939	23.859	32.408	11:01.011							
6	2:09.489	36.694	36.105	24.205	32.485	13:10.500							
7	2:09.308	36.549	35.977	24.324	32.458	15:19.808							
8	2:09.074	36.780	35.849	<b>23.745</b>	32.700	17:28.882							
9	2:08.711	<b>36.352</b>	35.766	23.791	32.802	19:37.593							
10	2:08.765	36.562	35.899	23.976	32.328	21:46.358							
11	<b>2:08.360</b>	36.512	<b>35.632</b>	24.135	<b>32.081</b>	23:54.718							
<b>10</b>	<b>Adrián CRUCES</b>						SPA						
	TALENT TEAM ESTRELLA GALICIA						HONDA						
1	2:13.496	40.000	35.950	24.859	32.687	2:13.496							
2	2:07.922	36.097	35.289	23.746	32.790	4:21.418							
3	2:06.556	35.739	35.187	23.551	32.079	6:27.974							
4	2:06.169	35.690	34.980	23.294	32.205	8:34.143							
5	2:06.076	35.439	35.055	23.535	<b>32.047</b>	10:40.219							
<b>14</b>	<b>Carlos TORRECILLAS</b>						SPA						
	GTRT SPAIN TORRECILLAS						HONDA						
1	2:16.477	43.101	36.977	23.683	32.716	2:16.477							
2	2:09.754	36.930	36.293	24.047	<b>32.484</b>	4:26.231							
3	<b>2:07.096</b>	35.910	<b>35.224</b>	<b>23.206</b>	32.756	6:33.327							
<b>15</b>	<b>Julen AVILA</b>						SPA						
	F. ANDREAS PÉREZ - LARRESPOR						HONDA						
1	2:20.436	44.189	37.391	25.228	33.628	2:20.436							
2	2:11.379	37.320	36.868	24.332	32.859	4:31.815							
3	2:10.201	36.862	36.246	24.444	32.649	6:42.016							
4	2:08.750	36.435	35.808	23.720	32.787	8:50.766							
5	2:07.829	36.241	35.521	23.725	<b>32.342</b>	10:58.595							
6	<b>2:07.741</b>	36.124	<b>35.296</b>	23.675	32.646	13:06.336							
7	2:07.821	36.015	35.393	23.814	32.599	15:14.157							
8	2:08.484	36.440	35.538	23.802	32.704	17:22.641							
9	2:08.627	36.361	35.786	23.821	32.659	19:31.268							
10	2:07.933	<b>35.997</b>	35.661	23.693	32.582	21:39.201							
11	2:07.873	36.150	35.520	<b>23.617</b>	32.586	23:47.074							
12	2:08.127	36.220	35.544	23.629	32.734	25:55.201							
13	2:08.338	36.094	35.838	23.717	32.689	28:03.539							
14	2:08.757	36.112	35.811	24.107	32.727	30:12.296							
<b>19</b>	<b>Andreas KOFLER</b>						AUT						
	SOKOL RACE TEAM FMT						HONDA						
1	2:17.561	42.706	37.214	24.349	33.292	2:17.561							
2	2:10.088	36.705	36.517	24.054	32.812	4:27.649							
3	2:08.765	36.505	35.932	24.010	32.318	6:36.414							
4	2:07.034	35.604	35.476	23.688	32.266	8:43.448							
5	2:07.242	36.244	35.232	23.343	32.423	10:50.690							
6	2:07.305	35.850	35.240	23.582	32.633	12:57.995							
7	2:07.171	36.067	35.178	<b>23.170</b>	32.756	15:05.166							
8	2:07.581	36.540	35.227	23.555	32.259	17:12.747							
9	2:06.959	35.866	35.460	23.451	32.182	19:19.706							
10	2:07.480	36.050	35.323	23.670	32.437	21:27.186							
11	2:08.127	36.439	35.866	23.671	<b>32.151</b>	23:35.313							
12	2:07.121	36.193	35.267	23.355	32.306	25:42.434							
13	<b>2:06.329</b>	35.668	35.051	23.362	32.248	27:48.763							
14	2:06.451	<b>35.579</b>	<b>34.993</b>	23.652	32.227	29:55.214							
<b>20</b>	<b>Jack HART</b>						GBR						
	WILSON RACING						HONDA						
1	2:18.632	44.654	36.846	24.422	32.710	2:18.632							
2	2:09.093	36.278	36.069	24.104	32.642	4:27.725							
3	2:09.626	37.485	35.495	24.453	32.193	6:37.351							
4	2:07.959	35.873	35.577	23.795	32.714	8:45.310							
5	2:08.035	36.005	35.770	24.161	32.099	10:53.345							



# EUROPEAN TALENT CUP

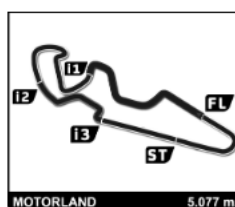
## FIM CEV REPSOL MOTORLAND ARAGÓN

### Race 1

### Analysis

■ Personal Best ■ Session Best ■ Crossing the finish line in pit lane

Lap	Time	Sector 1	Sector 2	Sector 3	Sector 4	Elapsed	Lap	Time	Sector 1	Sector 2	Sector 3	Sector 4	Elapsed
6	2:06.822	35.719	35.340	23.654	32.109	13:00.167	12	2:04.745	35.210	34.848	22.883	<b>31.804</b>	25:08.686
7	2:07.298	36.079	35.421	23.694	32.104	15:07.465	13	2:05.817	35.305	34.851	23.358	32.303	27:14.503
8	2:06.774	35.959	<b>35.206</b>	23.628	<b>31.981</b>	17:14.239	14	2:05.006	35.276	34.869	22.792	32.069	29:19.509
9	2:07.116	35.887	35.438	23.600	32.191	19:21.355	<b>24</b> Iván ORTOLÁ SPA						
10	<b>2:06.747</b>	<b>35.481</b>	35.452	<b>23.364</b>	32.450	21:28.102	SAMA QATAR ÁNGEL NIETO TEAM HONDA						
11	2:07.826	36.508	35.549	23.781	31.988	23:35.928	1	2:14.605	41.625	36.077	24.346	32.557	2:14.605
12	2:07.430	36.136	35.328	23.671	32.295	25:43.358	2	2:06.292	35.794	35.211	23.284	32.003	4:20.897
13	2:07.117	36.087	35.411	23.410	32.209	27:50.475	3	2:06.796	35.732	35.222	23.466	32.376	6:27.693
14	2:07.125	35.858	35.283	23.664	32.320	29:57.600	4	2:05.935	35.458	34.979	23.269	32.229	8:33.628
<b>21</b> Vincent FALCONE FRA							<b>5</b> 2:06.098 35.463 34.868 23.571 32.196 10:39.726						
TFC RACING HONDA							6 2:05.900 35.641 34.899 23.167 32.193 12:45.626						
1	2:15.960	41.560	36.496	25.237	32.667	2:15.960	7	<b>2:04.873</b>	<b>35.281</b>	<b>34.822</b>	<b>22.863</b>	<b>31.907</b>	14:50.499
2	2:10.729	37.397	36.308	24.266	32.758	4:26.689	8	2:05.399	35.288	34.889	23.117	32.105	16:55.898
3	2:08.415	36.529	35.654	23.776	32.456	6:35.104	9	2:06.334	35.819	34.847	23.271	32.397	19:02.232
4	2:08.195	36.196	35.875	23.730	32.394	8:43.299	10	2:06.163	35.535	35.211	23.126	32.291	21:08.395
5	2:07.868	36.788	35.325	23.337	32.418	10:51.167	11	2:06.227	35.939	34.980	23.120	32.188	23:14.622
6	2:07.120	<b>35.833</b>	35.275	23.507	32.505	12:58.287	12	2:06.860	36.080	35.131	23.271	32.378	25:21.482
7	2:07.540	35.925	35.654	23.534	32.427	15:05.827	13	2:06.298	35.613	35.327	23.247	32.111	27:27.780
8	2:07.028	36.040	35.467	23.413	<b>32.108</b>	17:12.855	14	2:06.912	35.517	35.491	23.540	32.364	29:34.692
9	<b>2:07.022</b>	36.277	35.291	23.268	32.186	19:19.877	<b>27</b> Tommaso CAVADINI SWI						
10	2:07.295	36.071	<b>35.109</b>	<b>23.237</b>	32.878	21:27.172	TEAM MTA - DINOIL HONDA						
11	2:08.055	36.334	35.584	23.365	32.772	23:35.227	1	2:21.218	45.614	37.435	24.796	33.373	2:21.218
12	2:07.553	36.136	35.603	23.412	32.402	25:42.780	2	2:11.136	37.354	36.441	24.234	33.107	4:32.354
13	2:07.613	36.087	35.624	23.265	32.637	27:50.393	3	2:10.235	36.794	36.230	24.495	32.716	6:42.589
14	2:07.709	36.139	35.469	23.668	32.433	29:58.102	4	2:09.955	37.224	35.954	24.133	32.644	8:52.544
<b>22</b> Clément ROUGÉ FRA							<b>5</b> 2:08.586 36.418 35.929 23.888 32.351 11:01.130						
EQUIPE DE FRANCE - FILIÈRE GP HONDA							6 2:09.210 36.366 36.132 24.208 32.504 13:10.340						
1	2:10.316	38.977	35.596	23.177	32.566	2:10.316	7	2:08.872	36.364	35.729	23.707	33.072	15:19.212
2	2:06.258	35.514	35.105	23.202	32.437	4:16.574	8	2:09.722	37.223	35.956	24.017	32.526	17:28.934
3	2:06.105	35.507	35.238	23.350	32.010	6:22.679	9	2:08.756	36.669	36.006	23.902	32.179	19:37.690
4	2:06.263	35.732	35.031	23.388	32.112	8:28.942	10	2:08.844	36.851	35.670	24.043	32.280	21:46.534
5	2:05.255	35.391	34.737	23.324	<b>31.803</b>	10:34.197	11	2:08.065	<b>36.147</b>	35.769	24.012	<b>32.137</b>	23:54.599
6	<b>2:04.974</b>	35.364	<b>34.642</b>	23.012	31.956	12:39.171	12	2:08.151	36.250	<b>35.510</b>	23.868	32.523	26:02.750
7	2:05.342	35.326	34.841	<b>22.888</b>	32.287	14:44.513	13	2:08.203	36.658	35.651	<b>23.592</b>	32.302	28:10.953
8	2:05.811	<b>35.315</b>	35.013	22.989	32.494	16:50.324	14	<b>2:07.877</b>	36.248	35.574	23.902	32.153	30:18.830
9	2:06.363	35.612	35.200	23.153	32.398	18:56.687	<b>28</b> Izan GUEVARA SPA						
10	2:06.153	35.468	35.191	23.023	32.471	21:02.840	CUNA DE CAMPEONES HONDA						
11	2:06.112	35.508	35.117	23.110	32.377	23:08.952	1	2:09.762	38.078	35.417	23.401	32.866	2:09.762
12	2:06.072	35.442	35.143	23.097	32.390	25:15.024	2	2:06.877	35.692	35.005	23.519	32.661	4:16.639
13	2:06.632	35.749	35.320	23.197	32.366	27:21.656	3	2:05.931	35.832	34.877	23.010	32.212	6:22.570
14	2:07.649	35.864	35.677	23.338	32.770	29:29.305	4	2:05.972	36.351	34.641	22.954	32.026	8:28.542
<b>23</b> Álex MILLÁN SPA							<b>5</b> 2:04.499 35.020 34.529 23.069 31.881 10:33.041						
HAWKERS KARBUM ARO HONDA							6 2:05.036 35.339 34.705 22.788 32.204 12:38.077						
1	2:11.557	40.042	35.902	23.434	32.179	2:11.557	7	2:04.474	35.048	34.577	22.767	32.082	14:42.551
2	2:06.126	35.652	35.197	23.005	32.272	4:17.683	8	2:05.259	35.122	34.772	22.929	32.436	16:47.810
3	2:05.869	35.749	35.081	22.985	32.054	6:23.552	9	2:05.065	35.352	34.898	22.809	32.006	18:52.875
4	2:05.422	35.371	34.973	22.799	32.279	8:28.974	10	2:04.686	34.939	34.714	22.824	32.209	20:57.561
5	2:05.077	35.439	34.728	22.875	32.035	10:34.051	11	2:06.177	35.654	35.417	23.196	31.910	23:03.738
6	2:04.646	35.212	34.762	<b>22.696</b>	31.976	12:38.697	12	2:06.822	35.303	36.853	22.805	31.861	25:10.560
7	<b>2:04.223</b>	<b>35.085</b>	<b>34.588</b>	22.739	31.811	14:42.920	13	<b>2:03.684</b>	<b>34.764</b>	<b>34.385</b>	<b>22.734</b>	<b>31.801</b>	27:14.244
8	2:04.959	35.212	34.761	22.978	32.008	16:47.879	14	2:05.168	34.964	34.483	23.431	32.290	29:19.412
9	2:05.307	35.443	34.860	22.986	32.018	18:53.186	<b>29</b> Dean BERTA SPA						
10	2:04.610	35.277	34.590	22.859	31.884	20:57.796	MVK DANI RIVAS TALENT TEAM HONDA						
11	2:06.145	35.558	35.324	23.010	32.253	23:03.941							



# EUROPEAN TALENT CUP

## FIM CEV REPSOL MOTORLAND ARAGÓN

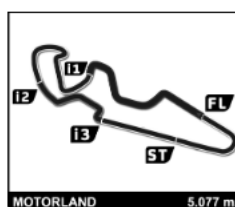
### Race 1

### Analysis

■ Personal Best ■ Session Best ■ Crossing the finish line in pit lane

Lap	Time	Sector 1	Sector 2	Sector 3	Sector 4	Elapsed	Lap	Time	Sector 1	Sector 2	Sector 3	Sector 4	Elapsed
1	2:20.767	44.497	37.905	24.984	33.381	2:20.767	8	2:06.499	35.555	35.118	23.439	32.387	16:58.211
2	2:11.027	36.835	36.659	24.184	33.349	4:31.794	9	2:06.255	35.668	35.155	<b>23.207</b>	32.225	19:04.466
3	2:10.168	36.731	36.348	24.251	32.838	6:41.962	<b>42</b> Soma GÖRBE HUN						
4	2:09.437	36.309	36.373	24.057	32.698	8:51.399	BESTER CAPITAL DUBAI JUNIOR TI HONDA						
5	2:09.397	36.096	36.447	24.222	32.632	11:00.796	1	2:20.705	44.996	37.014	25.080	33.615	2:20.705
6	2:09.387	36.120	36.591	23.856	32.820	13:10.183	2	2:11.041	37.271	36.474	24.227	33.069	4:31.746
7	2:09.398	36.704	36.033	24.032	32.629	15:19.581	3	2:10.870	37.100	36.262	24.522	32.986	6:42.616
8	2:09.120	36.423	36.050	<b>23.741</b>	32.906	17:28.701	4	2:09.081	36.700	35.692	23.901	32.788	8:51.697
9	2:08.841	36.402	36.007	24.005	32.427	19:37.542	5	2:08.957	36.185	35.946	24.488	32.338	11:00.654
10	2:08.492	36.428	35.963	23.860	<b>32.241</b>	21:46.034	6	2:09.567	36.499	36.366	24.111	32.591	13:10.221
11	<b>2:08.463</b>	36.424	35.880	23.863	32.296	23:54.497	7	2:09.587	<b>36.170</b>	35.611	25.482	<b>32.324</b>	15:19.808
12	2:08.491	36.534	<b>35.879</b>	23.788	32.290	26:02.988	8	2:08.803	36.399	36.009	23.784	32.611	17:28.611
13	2:10.535	36.218	37.938	23.802	32.577	28:13.523	9	2:08.694	36.357	35.939	23.608	32.790	19:37.305
14	2:08.782	<b>36.053</b>	36.219	23.915	32.595	30:22.305	10	2:08.626	36.337	35.750	23.651	32.888	21:45.931
<b>31</b> Roberto GARCÍA SPA						SPA	<b>44</b> Noah DETTWILER SWI						SWI
FAU55 EL SEÑOR DE LAS BOLSAS HONDA						HONDA	TEAM MTA - DINOIL HONDA						HONDA
1	2:16.860	43.188	36.996	24.208	32.468	2:16.860	1	2:17.874	43.748	37.468	24.135	32.523	2:17.874
2	2:09.872	36.666	36.243	24.301	32.662	4:26.732	2	2:09.422	36.165	36.462	24.201	32.594	4:27.296
3	2:08.162	36.589	35.672	23.857	32.044	6:34.894	3	2:08.035	36.618	35.794	23.572	32.051	6:35.331
4	2:07.275	36.295	35.533	23.152	32.295	8:42.169	4	2:08.248	36.061	36.017	23.989	32.181	8:43.579
5	2:06.278	35.531	35.130	23.158	32.459	10:48.447	5	2:07.803	37.046	35.370	23.397	<b>31.990</b>	10:51.382
6	2:06.196	35.419	35.140	23.041	32.596	12:54.643	6	2:06.534	<b>35.436</b>	35.216	23.528	32.354	12:57.916
7	<b>2:05.333</b>	<b>35.352</b>	<b>34.905</b>	<b>22.958</b>	32.118	14:59.976	7	2:07.193	35.855	35.348	23.468	32.522	15:05.109
8	2:06.956	36.113	35.154	23.447	32.242	17:06.932	8	2:07.501	36.203	35.393	23.272	32.633	17:12.610
9	2:06.809	35.534	36.066	23.170	<b>32.039</b>	19:13.741	9	2:07.542	36.398	35.359	23.722	32.063	19:20.152
10	2:09.322	35.455	37.950	23.326	32.591	21:23.063	10	2:07.164	36.223	35.192	23.605	32.144	21:27.316
11	2:06.439	35.708	35.180	23.114	32.437	23:29.502	11	2:08.060	36.911	35.483	23.675	31.991	23:35.376
12	2:06.752	35.730	35.244	23.221	32.557	25:36.254	12	2:06.456	35.619	35.189	23.225	32.423	25:41.832
13	2:07.261	35.702	35.465	23.441	32.653	27:43.515	13	2:06.212	35.535	35.238	<b>23.021</b>	32.418	27:48.044
14	2:07.566	35.972	35.572	23.304	32.718	29:51.081	14	<b>2:06.040</b>	35.488	<b>35.123</b>	23.248	32.181	29:54.084
<b>38</b> Juan RODRÍGUEZ SPA						SPA	<b>48</b> Gabin PLANQUES FRA						FRA
CUNA DE CAMPEONES HONDA						HONDA	LARRESPORT BRADOL HONDA						HONDA
1	2:10.685	39.250	35.740	23.195	32.500	2:10.685	1	2:15.795	41.039	36.720	24.594	33.442	2:15.795
2	2:05.959	35.536	34.879	23.207	32.337	4:16.644	2	2:10.807	37.313	36.197	24.509	32.788	4:26.602
3	2:05.870	35.610	35.081	23.180	31.999	6:22.514	3	2:08.116	36.477	35.623	23.828	32.188	6:34.718
4	2:05.308	35.531	34.718	22.891	32.168	8:27.822	4	2:08.679	36.390	35.879	23.735	32.675	8:43.397
5	2:05.229	35.300	34.819	22.903	32.207	10:33.051	5	2:08.987	37.314	35.535	23.826	32.312	10:52.384
6	2:05.127	35.178	35.010	22.792	32.147	12:38.178	6	2:07.490	35.999	35.384	23.617	32.490	12:59.874
7	<b>2:04.319</b>	<b>35.147</b>	<b>34.623</b>	22.673	<b>31.876</b>	14:42.497	7	2:07.328	36.134	35.496	23.604	32.094	15:07.202
8	2:05.057	35.369	34.701	22.962	32.025	16:47.554	8	<b>2:06.855</b>	36.090	<b>35.202</b>	23.494	32.069	17:14.057
9	2:05.410	35.314	35.042	<b>22.667</b>	32.387	18:52.964	9	2:07.181	<b>35.881</b>	35.537	23.865	<b>31.898</b>	19:21.238
10	2:04.774	35.214	34.709	22.883	31.968	20:57.738	10	2:07.045	35.995	35.304	23.537	32.209	21:28.283
11	2:05.590	35.407	35.348	22.727	32.108	23:03.328	11	2:08.041	36.530	35.566	23.771	32.174	23:36.324
12	2:05.177	35.401	34.905	22.714	32.157	25:08.505	12	2:07.435	36.347	35.250	23.528	32.310	25:43.759
13	2:05.424	35.293	34.932	23.029	32.170	27:13.929	13	2:07.090	36.061	35.379	<b>23.389</b>	32.261	27:50.849
<b>41</b> Eric FERNÁNDEZ SPA						SPA	<b>49</b> Julio GARCÍA SPA						SPA
TEAM GRUPO MACHADO HONDA						HONDA	JEREZ ANDALUCIA MOTOR TALEN' HONDA						HONDA
1	2:12.978	40.589	36.095	23.750	32.544	2:12.978	1	2:18.931	43.620	37.467	25.132	32.712	2:18.931
2	2:07.620	36.028	35.519	23.440	32.633	4:20.598							
3	2:07.289	36.366	35.238	23.459	32.226	6:27.887							
4	2:06.384	36.278	34.929	23.264	31.913	8:34.271							
5	<b>2:05.607</b>	35.512	34.935	23.302	<b>31.858</b>	10:39.878							
6	2:05.828	35.433	<b>34.877</b>	23.447	32.071	12:45.706							
7	2:06.006	35.447	35.026	23.359	32.174	14:51.712							





# EUROPEAN TALENT CUP

## FIM CEV REPSOL MOTORLAND ARAGÓN

### Race 1

### Analysis

■ Personal Best ■ Session Best ■ Crossing the finish line in pit lane

Lap	Time	Sector 1	Sector 2	Sector 3	Sector 4	Elapsed	Lap	Time	Sector 1	Sector 2	Sector 3	Sector 4	Elapsed
2	2:09.172	36.713	36.317	23.866	32.276	4:28.103	3	2:06.706	35.852	35.437	23.465	<b>31.952</b>	6:28.254
3	2:09.064	36.426	36.060	24.217	32.361	6:37.167	4	<b>2:06.114</b>	35.690	<b>34.965</b>	23.266	32.193	8:34.368
4	2:07.829	35.805	35.658	24.205	32.161	8:44.996	5	2:06.779	35.773	35.303	23.722	31.981	10:41.147
5	2:07.874	36.075	35.888	23.990	31.921	10:52.870	6	2:06.484	35.512	35.087	23.392	32.493	12:47.631
6	2:07.127	35.824	35.417	23.687	32.199	12:59.997	7	2:06.183	35.562	35.106	<b>23.251</b>	32.264	14:53.814
7	2:06.671	35.742	35.449	23.461	32.019	15:06.668	8	2:06.534	35.606	35.190	23.439	32.299	17:00.348
8	2:06.422	35.667	35.376	23.437	31.942	17:13.090	9	2:06.423	35.507	35.251	23.342	32.323	19:06.771
9	2:07.327	36.184	35.616	23.377	32.150	19:20.417	10	2:06.378	35.490	35.182	23.372	32.334	21:13.149
10	2:07.138	36.114	35.369	23.460	32.195	21:27.555	11	2:06.141	<b>35.421</b>	35.301	23.318	32.101	23:19.290
11	2:08.028	36.506	35.463	24.051	32.008	23:35.583	12	2:06.810	35.821	35.339	23.563	32.087	25:26.100
12	2:07.248	36.271	35.372	23.610	31.995	25:42.831	13	2:07.517	35.552	35.374	23.906	32.685	27:33.617
13	<b>2:05.286</b>	<b>35.413</b>	<b>34.986</b>	<b>22.982</b>	<b>31.905</b>	27:48.117	14	2:07.109	36.131	35.227	23.497	32.254	29:40.726
14	2:05.873	35.808	34.995	23.163	31.907	29:53.990							

53

Michal BŮLIK

SVK

IGAX TEAM

HONDA

1	2:17.179	43.052	37.079	24.409	32.639	2:17.179
2	<b>2:09.636</b>	<b>36.521</b>	36.428	<b>24.133</b>	<b>32.554</b>	4:26.815

54

Fermín ALDEGUER

SPA

BESTER CAPITAL DUBAI

HONDA

1	2:14.045	41.280	36.388	23.802	32.575	2:14.045
2	2:06.900	36.054	35.321	23.590	<b>31.935</b>	4:20.945
3	2:06.654	35.887	35.178	23.414	32.175	6:27.599
4	2:05.964	35.449	35.024	23.051	32.440	8:33.563
5	2:06.062	35.401	34.904	23.773	31.984	10:39.625
6	2:05.575	35.408	34.876	22.866	32.425	12:45.200
7	<b>2:05.198</b>	<b>35.272</b>	34.913	<b>22.814</b>	32.199	14:50.398
8	2:05.545	35.535	<b>34.840</b>	23.122	32.048	16:55.943
9	2:06.149	35.971	34.910	23.261	32.007	19:02.092
10	2:06.364	35.497	35.336	22.908	32.623	21:08.456
11	2:06.089	35.682	35.075	23.029	32.303	23:14.545
12	2:06.857	35.997	35.253	23.091	32.516	25:21.402
13	2:06.426	35.561	35.307	23.021	32.537	27:27.828
14	2:06.867	35.392	35.505	23.712	32.258	29:34.695

63

M. Syarifuddin Bin AZMAN

MAL

DYNAVOLT INTACT SIC JUNIOR TE

HONDA

1	2:15.799	41.837	36.280	24.512	33.170	2:15.799
2	2:10.460	36.961	36.600	24.250	32.649	4:26.259
3	2:08.011	36.327	35.637	23.566	32.481	6:34.270
4	2:08.073	35.868	35.751	23.863	32.591	8:42.343
5	2:06.425	35.604	35.206	23.530	32.085	10:48.768
6	2:06.015	35.370	35.140	23.185	32.320	12:54.783
7	2:05.732	35.535	34.995	23.093	32.109	15:00.515
8	2:06.594	35.773	35.345	23.421	32.055	17:07.109
9	2:06.407	35.625	35.431	23.409	<b>31.942</b>	19:13.516
10	2:05.787	<b>35.369</b>	35.083	23.347	31.988	21:19.303
11	2:06.557	35.868	35.127	23.394	32.168	23:25.860
12	2:06.134	35.685	<b>34.963</b>	23.397	32.089	25:31.994
13	2:05.813	35.482	35.027	23.116	32.188	27:37.807
14	<b>2:05.586</b>	35.467	35.095	<b>22.996</b>	32.028	29:43.393

70

Joshua WHATLEY

GBR

KRP

HONDA

1	2:13.640	40.753	36.404	23.845	32.638	2:13.640
2	2:07.908	36.378	35.877	23.521	32.132	4:21.548

72

Mattia FALZONE

ITA

SIC 58 SQUADRA CORSE

HONDA

1	2:17.585	43.438	37.232	24.218	32.697	2:17.585
2	2:09.646	36.338	36.429	24.242	32.637	4:27.231
3	2:08.764	36.534	35.921	23.833	32.476	6:35.995
4	2:08.191	35.879	36.349	23.630	32.333	8:44.186
5	2:08.329	36.798	35.724	23.618	32.189	10:52.515
6	2:07.269	36.066	<b>35.356</b>	23.630	32.217	12:59.784
7	2:07.324	35.870	35.787	23.492	32.175	15:07.108
8	2:07.002	35.748	35.484	23.456	32.314	17:14.110
9	2:06.948	<b>35.626</b>	35.692	23.473	32.157	19:21.058
10	2:06.970	35.645	35.556	23.644	32.125	21:28.028
11	2:07.802	36.467	35.619	23.654	32.062	23:35.830
12	2:07.446	36.462	35.379	23.566	<b>32.039</b>	25:43.276
13	<b>2:06.886</b>	35.770	35.685	<b>23.327</b>	32.104	27:50.162
14	2:07.369	35.705	35.697	23.448	32.519	29:57.531

74

Daijiro SAKO

JPN

CUNA DE CAMPEONES

HONDA

1	2:15.739	40.441	37.003	24.860	33.435	2:15.739
2	2:14.620	36.960	36.248	24.337	37.075	4:30.359
3	2:09.580	36.634	35.947	24.149	32.850	6:39.939
4	2:09.779	36.379	35.807	24.902	32.691	8:49.718
5	2:07.680	36.160	35.427	23.729	32.364	10:57.398
6	2:06.944	35.782	35.222	23.269	32.671	13:04.342
7	2:06.340	35.716	35.009	23.313	32.302	15:10.682
8	2:06.146	35.417	35.178	23.279	32.272	17:16.828
9	2:06.416	35.655	35.159	23.539	32.063	19:23.244
10	2:09.506	35.486	38.395	23.486	32.139	21:32.750
11	2:06.016	35.516	35.065	23.433	32.002	23:38.766
12	<b>2:04.750</b>	35.227	<b>34.599</b>	23.247	31.677	25:43.516
13	2:05.408	35.595	34.934	<b>23.154</b>	31.725	27:48.924
14	2:05.333	<b>35.122</b>	35.091	23.456	<b>31.664</b>	29:54.257

77

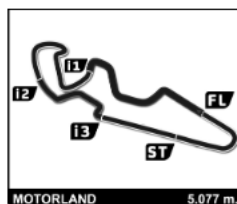
Mattia VOLPI

ITA

SIC58 SQUADRA CORSE

HONDA

1	2:15.856	42.946	36.297	24.364	32.249	2:15.856
2	2:07.889	36.032	35.638	23.612	32.607	4:23.745
3	2:07.476	36.080	35.315	23.529	32.552	6:31.221
4	2:07.528	35.924	35.528	23.484	32.592	8:38.749
5	2:07.450	35.979	35.292	23.571	32.608	10:46.199
6	2:06.883	35.754	35.244	23.352	32.533	12:53.082
7	2:06.832	35.784	35.260	23.310	32.478	14:59.914
8	2:06.674	35.792	35.187	23.260	32.435	17:06.588



# EUROPEAN TALENT CUP

## FIM CEV REPSOL MOTORLAND ARAGÓN

### Race 1

### Analysis

■ Personal Best ■ Session Best ■ Crossing the finish line in pit lane

Lap	Time	Sector 1	Sector 2	Sector 3	Sector 4	Elapsed	Lap	Time	Sector 1	Sector 2	Sector 3	Sector 4	Elapsed
9	2:06.480	35.827	35.133	23.166	32.354	19:13.068							
10	2:06.259	35.724	35.054	23.273	32.208	21:19.327							
11	2:06.436	35.773	35.075	23.357	32.231	23:25.763							
12	2:06.148	35.690	35.002	23.250	32.206	25:31.911							
13	<b>2:05.203</b>	<b>35.395</b>	<b>34.749</b>	23.080	<b>31.979</b>	27:37.114							
14	2:05.784	35.743	34.885	<b>23.076</b>	32.080	29:42.898							
<b>80</b>	<b>David ALONSO</b>					SPA	<b>92</b>	<b>Diogo MOREIRA</b>					BRA
	SAMA QATAR ÁNGEL NIETO TEAM					HONDA		TALENT TEAM ESTRELLA GALICIA					HONDA
1	2:12.533	40.245	35.805	24.092	32.391	2:12.533	1	2:16.092	42.060	36.175	24.225	33.632	2:16.092
2	2:06.274	35.803	34.991	23.221	32.259	4:18.807	2	2:10.917	37.263	36.060	24.031	33.563	4:27.009
3	2:05.359	35.127	34.946	23.298	31.988	6:24.166	3	2:08.488	36.861	35.409	23.773	32.445	6:35.497
4	2:04.694	35.238	34.651	22.956	31.849	8:28.860	4	2:08.826	36.115	36.173	23.785	32.753	8:44.323
5	2:05.288	35.316	34.799	23.279	31.894	10:34.148	5	2:07.838	36.508	35.493	23.409	32.428	10:52.161
6	2:04.595	35.274	34.748	22.894	<b>31.679</b>	12:38.743	6	2:06.616	35.658	35.291	23.321	32.346	12:58.777
7	<b>2:04.064</b>	34.930	<b>34.607</b>	<b>22.713</b>	31.814	14:42.807	7	2:06.767	35.757	35.430	23.170	32.410	15:05.544
8	2:04.876	35.200	34.848	22.868	31.960	16:47.683	8	2:07.272	35.753	35.488	23.512	32.519	17:12.816
9	2:05.418	35.385	35.008	22.985	32.040	18:53.101	9	2:06.956	35.659	35.384	23.401	32.512	19:19.772
10	2:04.557	<b>34.924</b>	34.792	22.824	32.017	20:57.658	10	2:07.580	35.819	35.444	23.495	32.822	21:27.352
11	2:05.967	35.369	35.570	22.911	32.117	23:03.625	11	2:08.029	36.417	35.729	23.430	32.453	23:35.381
12	2:05.011	35.333	34.903	22.876	31.899	25:08.636	12	2:07.521	36.239	35.494	23.434	32.354	25:42.902
13	2:05.912	35.513	34.761	23.430	32.208	27:14.548	13	<b>2:05.988</b>	35.810	<b>34.986</b>	<b>22.976</b>	<b>32.216</b>	27:48.890
14	2:04.903	34.938	34.965	22.859	32.141	29:19.451	14	2:06.204	<b>35.621</b>	34.998	23.236	32.349	29:55.094
<b>84</b>	<b>Zonta VAN DEN GOORBERGH</b>					NED	<b>93</b>	<b>Marco GAGGI</b>					ITA
	TEAM SUPERB					HONDA		SOKOL RACE TEAM FMT					HONDA
1	2:11.368	39.108	36.061	23.796	32.403	2:11.368	1	2:22.636	45.358	38.386	24.900	33.992	2:22.636
2	2:06.936	35.996	35.315	23.204	32.421	4:18.304	2	2:11.299	37.150	36.737	24.092	33.320	4:33.935
3	2:07.116	35.719	35.239	23.750	32.408	6:25.420	3	2:10.853	37.007	36.390	24.273	33.183	6:44.788
4	2:06.165	35.396	35.235	23.088	32.446	8:31.585	4	2:09.987	36.667	36.303	24.008	33.009	8:54.775
5	2:06.228	35.431	34.993	23.470	32.334	10:37.813	5	2:08.790	36.310	35.992	23.837	32.651	11:03.565
6	2:05.821	35.309	34.885	23.088	32.539	12:43.634	6	2:08.715	36.308	35.936	23.745	32.726	13:12.280
7	2:05.741	35.392	35.056	<b>22.962</b>	32.331	14:49.375	7	2:07.916	36.110	35.784	23.615	32.407	15:20.196
8	2:06.663	36.015	34.857	23.189	32.602	16:56.038	8	2:08.841	36.520	36.020	23.850	32.451	17:29.037
9	2:06.066	35.537	34.945	23.441	32.143	19:02.104	9	2:08.459	36.348	36.118	23.791	<b>32.202</b>	19:37.496
10	2:08.840	35.367	38.075	23.221	32.177	21:10.944	10	2:08.370	36.317	35.803	23.616	32.634	21:45.866
11	2:05.522	<b>35.211</b>	34.899	23.185	32.227	23:16.466	11	2:08.326	36.201	35.685	23.811	32.629	23:54.192
12	<b>2:05.424</b>	35.408	<b>34.834</b>	23.168	<b>32.014</b>	25:21.890	12	2:08.121	36.253	<b>35.577</b>	23.498	32.793	26:02.313
13	2:05.674	35.300	35.251	23.045	32.078	27:27.564	13	<b>2:07.816</b>	<b>35.981</b>	35.634	<b>23.394</b>	32.807	28:10.129
14	2:07.178	35.599	35.588	23.824	32.167	29:34.742	14	2:08.251	36.112	35.838	23.500	32.801	30:18.380
<b>86</b>	<b>Mario MAYOR</b>					SPA	<b>95</b>	<b>José Antonio RUEDA</b>					SPA
	IKONO LAGLISSE ACADEMY					HONDA		TALENT TEAM ESTRELLA GALICIA					HONDA
1	2:16.140	42.324	36.522	24.253	33.041	2:16.140	1	2:11.058	38.819	35.890	23.796	32.553	2:11.058
2	2:10.117	36.823	36.245	23.625	33.424	4:26.257	2	2:06.817	35.801	35.152	23.499	32.365	4:17.875
3	2:08.574	36.658	35.669	23.698	32.549	6:34.831	3	2:08.550	35.620	35.222	24.838	32.870	6:26.425
4	2:08.345	36.192	35.779	23.552	32.822	8:43.176	4	2:07.784	36.033	35.487	23.687	32.577	8:34.209
5	2:08.717	37.243	35.306	23.822	32.346	10:51.893	5	2:07.314	35.777	35.302	23.701	32.534	10:41.523
6	2:06.662	35.634	35.126	23.545	32.357	12:58.555	6	2:06.708	<b>35.582</b>	35.189	23.444	32.493	12:48.231
7	2:06.696	35.769	35.171	23.278	32.478	15:05.251	7	2:06.752	35.673	35.234	23.404	32.441	14:54.983
8	2:07.362	36.298	35.287	23.259	32.518	17:12.613	8	2:06.524	35.596	<b>34.945</b>	23.490	32.493	17:01.507
9	2:07.074	36.152	35.114	23.216	32.592	19:19.687	9	2:06.998	35.671	35.286	23.671	32.370	19:08.505
10	2:07.675	36.401	35.252	23.542	32.480	21:27.362	10	2:06.730	35.612	35.290	23.499	32.329	21:15.235
11	2:07.802	36.538	35.462	23.363	32.439	23:35.164	11	2:07.335	35.810	35.500	23.671	32.354	23:22.570
12	2:06.871	36.015	35.244	23.226	32.386	25:42.035	12	2:07.334	35.901	35.442	23.587	32.404	25:29.904
13	<b>2:06.036</b>	<b>35.524</b>	35.176	<b>23.058</b>	32.278	27:48.071	13	2:06.872	35.697	35.281	23.452	32.442	27:36.776
14	2:06.135	35.683	<b>35.100</b>	23.418	<b>31.934</b>	29:54.206	14	<b>2:06.448</b>	35.766	35.291	<b>23.272</b>	<b>32.119</b>	29:43.224