

EUROPEAN TALENT CUP FIM CEV REPSOL MOTORLAND ARAGÓN Qualifying practice 1 - "GrB"

Classification

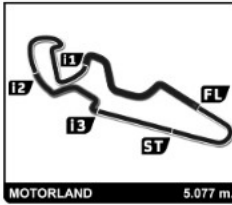
Nr.	Rider	Nat	Team	Bike	Tyres	Time	Lap Total	Gap	Kph
1	38 Juan RODRÍGUEZ	SPA	CUNA DE CAMPEONES	HONDA	DUNLOP	2:03.355	5 12	-	- 148.2
2	69 Marcos RUDA	SPA	CUNA DE CAMPEONES	HONDA	DUNLOP	2:03.418	5 15	+0.063	+0.063 148.1
3	22 Clément ROUGÉ	FRA	EQUIPE DE FRANCE - FILIERE GP	HONDA	DUNLOP	2:03.501	13 16	+0.146	+0.083 148.0
4	74 Daijiro SAKO	JPN	CUNA DE CAMPEONES	HONDA	DUNLOP	2:03.639	15 16	+0.284	+0.138 147.8
5	5 Lorenzo FELLON	FRA	ZF GRAND PRIX SCHOOL	HONDA	DUNLOP	2:03.674	8 12	+0.319	+0.035 147.8
6	23 Álex MILLÁN	SPA	HAWKERS KARBIUM ARO	HONDA	DUNLOP	2:03.717	5 17	+0.362	+0.043 147.7
7	80 David ALONSO	SPA	SAMA QATAR ANGEL NIETO TEAM	HONDA	DUNLOP	2:04.001	3 15	+0.646	+0.284 147.4
8	54 Fermin ALDEGUER	SPA	BESTER CAPITAL DUBAI	HONDA	DUNLOP	2:04.177	3 14	+0.822	+0.176 147.2
9	31 Roberto GARCÍA	SPA	FAU55 EL SEÑOR DE LAS BOLSAS	HONDA	DUNLOP	2:04.497	12 15	+1.142	+0.320 146.8
10	72 Mattia FALZONE	ITA	SIC 58 SQUADRA CORSE	HONDA	DUNLOP	2:04.499	11 14	+1.144	+0.002 146.8
11	49 Julio GARCÍA	SPA	JEREZ ANDALUCIA MOTOR TALENT	HONDA	DUNLOP	2:04.620	16 17	+1.265	+0.121 146.7
12	15 Julen AVILA	SPA	F. ANDREAS PÉREZ - LARRESPORT BRADOL	HONDA	DUNLOP	2:04.883	2 15	+1.528	+0.263 146.4
13	6 Dirk GEIGER	GER	KIEFER RACING	HONDA	DUNLOP	2:04.928	12 15	+1.573	+0.045 146.3
14	63 M. Syarifuddin Bin AZMAN	MAL	DYNAVOLT INTACT SIC JUNIOR TEAM	HONDA	DUNLOP	2:04.929	11 12	+1.574	+0.001 146.3
15	44 Noah DETTWILER	SWI	TEAM MTA - DINOIL	HONDA	DUNLOP	2:05.557	5 14	+2.202	+0.628 145.6
16	27 Tommaso CAVADINI	SWI	TEAM MTA - DINOIL	HONDA	DUNLOP	2:05.750	6 13	+2.395	+0.193 145.3
17	20 Jack HART	GBR	WILSON RACING	HONDA	DUNLOP	2:05.841	3 18	+2.486	+0.091 145.2
18	29 Dean BERTA	SPA	MVK DANI RIVAS TALENT TEAM	HONDA	DUNLOP	2:06.145	4 14	+2.790	+0.304 144.9
19	4 Kiko MARIA	POR	LEOPARD IMPALA JUNIOR TEAM	HONDA	DUNLOP	2:06.346	17 17	+2.991	+0.201 144.7
20	2 Tyler SCOTT	USA	IKONO LAGLISSE ACADEMY	HONDA	DUNLOP	2:06.398	5 7	+3.043	+0.052 144.6
21	33 Bryan-Kim DUPASQUIER	SWI	H43-TEAM NOBBY-CARXPERT-BLUMAQ	HONDA	DUNLOP	2:06.982	5 15	+3.627	+0.584 143.9
22	32 Jenny RUOKOLAINEN	FIN	TRACK PUNK RACING	HONDA	DUNLOP	2:07.857	12 15	+4.502	+0.875 143.0
23	52 Lenni KLEMETTI	FIN	BLUEMAQ HMA RACING	HONDA	DUNLOP	2:07.956	6 14	+4.601	+0.099 142.8
24	61 Ilan PERON	FRA	SELECT MACHINE	HONDA	DUNLOP	2:08.751	4 13	+5.396	+0.795 142.0



13-14 July

MOTORLAND ARAGÓN

FIM CEV REPSOL 2019



EUROPEAN TALENT CUP

FIM CEV REPSOL MOTORLAND ARAGÓN

Qualifying practice 1 - "GrB"

Best Sector Times

SECTOR 1			SECTOR 2		SECTOR 3		SECTOR 4		Pos	Ideal Lap	Best Lap
Pos	Rider	Time	Rider	Time	Rider	Time	Rider	Time			
1	74 D.SAKO	34.395	5 L.FELLON	34.217	5 L.FELLON	22.502	69 M.RUDA	31.604	1	74	2:03.093 (4)
2	69 M.RUDA	34.533	31 R.GARCÍA	34.236	38 J.RODRÍGUEZ	22.503	74 D.SAKO	31.684	2	38	2:03.119 (1)
3	22 C.ROUGÉ	34.589	69 M.RUDA	34.256	23 Á.MILLÁN	22.558	38 J.RODRÍGUEZ	31.701	3	69	2:03.147 (2)
4	5 L.FELLON	34.599	38 J.RODRÍGUEZ	34.260	54 F.ALDEGUER	22.634	22 C.ROUGÉ	31.713	4	5	2:03.173 (5)
5	38 J.RODRÍGUEZ	34.655	74 D.SAKO	34.315	80 D.ALONSO	22.683	23 Á.MILLÁN	31.732	5	23	2:03.312 (6)
6	23 Á.MILLÁN	34.690	23 Á.MILLÁN	34.332	74 D.SAKO	22.699	80 D.ALONSO	31.775	6	22	2:03.431 (3)
7	80 D.ALONSO	34.695	80 D.ALONSO	34.368	22 C.ROUGÉ	22.739	31 R.GARCÍA	31.840	7	80	2:03.521 (7)
8	31 R.GARCÍA	34.776	22 C.ROUGÉ	34.390	69 M.RUDA	22.754	5 L.FELLON	31.855	8	31	2:03.634 (9)
9	72 M.FALZONE	34.808	54 F.ALDEGUER	34.546	72 M.FALZONE	22.773	49 J.GARCÍA	31.855	9	54	2:04.053 (8)
10	54 F.ALDEGUER	34.821	15 J.AVILA	34.551	31 R.GARCÍA	22.782	15 J.AVILA	31.881	10	72	2:04.255 (10)
11	6 D.GEIGER	34.829	63 M.AZMAN	34.677	49 J.GARCÍA	22.797	72 M.FALZONE	31.943	11	49	2:04.306 (11)
12	49 J.GARCÍA	34.921	72 M.FALZONE	34.731	44 N.DETTWILER	22.849	27 T.CAVADINI	31.966	12	15	2:04.449 (12)
13	63 M.AZMAN	34.957	49 J.GARCÍA	34.733	63 M.AZMAN	22.939	6 D.GEIGER	31.992	13	6	2:04.663 (13)
14	15 J.AVILA	34.979	6 D.GEIGER	34.785	4 K.MARIA	22.969	2 T.SCOTT	32.015	14	63	2:04.720 (14)
15	44 N.DETTWILER	35.274	20 J.HART	34.900	15 J.AVILA	23.038	54 F.ALDEGUER	32.052	15	44	2:05.192 (15)
16	27 T.CAVADINI	35.315	44 N.DETTWILER	34.922	20 J.HART	23.050	44 N.DETTWILER	32.147	16	27	2:05.293 (16)
17	29 D.BERTA	35.329	4 K.MARIA	34.932	6 D.GEIGER	23.057	63 M.AZMAN	32.147	17	2	2:05.470 (20)
18	2 T.SCOTT	35.384	27 T.CAVADINI	34.938	27 T.CAVADINI	23.074	29 D.BERTA	32.188	18	20	2:05.573 (17)
19	20 J.HART	35.399	2 T.SCOTT	34.959	2 T.SCOTT	23.112	20 J.HART	32.224	19	29	2:05.831 (18)
20	4 K.MARIA	35.442	29 D.BERTA	35.122	29 D.BERTA	23.122	29 B.DUPASQUIER	32.220	20	4	2:06.246 (19)



Moto3
WORLD CHAMPIONSHIP

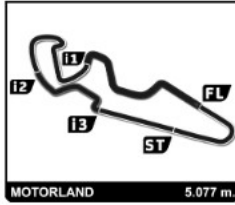
Moto2
EUROPEAN CHAMPIONSHIP

Talent
CUP

13-14 July

MOTORLAND ARAGÓN

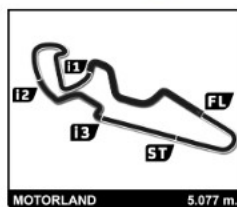
FIM CEV REPSOL 2019



EUROPEAN TALENT CUP FIM CEV REPSOL MOTORLAND ARAGÓN Qualifying practice 1 - "GrB"

Best Top Speeds

Rider	Team	Top 1		Top 2		Top 3		Top 4		Top 5		Avg
		Kph	Lap	Kph	Lap	Kph	Lap	Kph	Lap	Kph	Lap	
69 Marcos RUDA	CUNA DE CAMPEONES	221.8	4	220.9	5	218.6	9	218.2	1	218.2	12	219,5
6 Dirk GEIGER	KIEFER RACING	220.4	4	220.0	9	215.1	13	215.1	11	214.3	1	217,0
22 Clément ROUGÉ	EQUIPE DE FRANCE - FILIÈRE GP	219.5	11	218.6	15	218.2	3	218.2	5	217.7	16	218,4
31 Roberto GARCÍA	FAU55 EL SEÑOR DE LAS BOLSAS	219.5	9	217.3	3	216.4	1	216.4	12	216.0	13	217,1
49 Julio GARCÍA	JEREZ ANDALUCIA MOTOR TALENT	219.1	11	216.4	17	215.1	16	214.3	15	214.3	6	215,8
72 Mattia FALZONE	SIC 58 SQUADRA CORSE	219.1	4	218.6	1	218.6	6	213.4	2	213.4	3	216,6
74 Daijiro SAKO	CUNA DE CAMPEONES	219.1	9	217.7	8	217.3	3	215.1	5	215.1	15	216,9
38 Juan RODRÍGUEZ	CUNA DE CAMPEONES	218.6	3	215.6	5	214.7	8	213.9	1	213.9	2	215,3
29 Dean BERTA	MVK DANI RIVAS TALENT TEAM	218.2	1	214.7	2	212.6	4	211.4	5	210.9	7	213,6
80 David ALONSO	SAMA QATAR ÁNGEL NIETO TEAM	218.2	14	217.7	1	216.9	6	216.4	15	216.0	2	217,0
23 Álex MILLÁN	HAWKERS KARBIUM ARO	217.7	3	217.7	5	215.6	2	215.6	4	215.1	6	216,3
27 Tommaso CAVADINI	TEAM MTA - DINOIL	217.3	5	216.0	6	215.6	12	215.1	2	214.7	4	215,7
44 Noah DETTWILER	TEAM MTA - DINOIL	217.3	4	217.3	5	214.7	3	213.4	7	212.6	6	215,1
2 Tyler SCOTT	IKONO LAGLISSE ACADEMY	215.6	6	213.0	4	209.7	5	209.7	7	205.3	2	210,7
15 Julen AVILA	F. ANDREAS PÉREZ - LARRESPORT BRADOL	215.1	14	215.1	9	214.3	8	214.3	2	213.0	12	214,4
63 M. Syarifuddin Bin AZMAN	DYNAVOLT INTACT SIC JUNIOR TEAM	215.1	2	214.3	7	213.4	6	212.6	4	212.2	5	213,5
52 Lenni KLEMETTI	BLUEMAQ HMA RACING	214.7	10	212.2	2	211.8	4	211.8	11	210.5	8	212,2



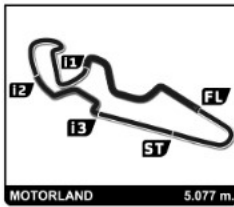
EUROPEAN TALENT CUP

FIM CEV REPSOL MOTORLAND ARAGÓN

Qualifying practice 1 - "GrB"

Fastest Lap Sequence

Practice Time	Rider	Team	Bike	Class	Time	Kph	Lap
4:42.653	2 Tyler SCOTT	IKONO LAGLISSE ACADEMY	HONDA		2:10.539	140.0	2
4:43.223	33 Bryan-Kim DUPASQUIER	H43-TEAM NOBBY-CARXPERT-BLUMAQ	HONDA		2:10.181	140.4	2
4:44.137	32 Jenny RUOKOLAINEN	TRACK PUNK RACING	HONDA		2:09.837	140.8	2
4:47.980	44 Noah DETTWILER	TEAM MTA - DINOIL	HONDA		2:09.374	141.3	2
4:48.013	22 Clément ROUGÉ	EQUIPE DE FRANCE - FILIÈRE GP	HONDA		2:05.706	145.4	2
4:48.730	74 Daijro SAKO	CUNA DE CAMPEONES	HONDA		2:04.140	147.2	2
4:48.948	23 Álex MILLÁN	HAWKERS KARBIUM ARO	HONDA		2:03.885	147.5	2
9:10.881	38 Juan RODRÍGUEZ	CUNA DE CAMPEONES	HONDA		2:03.538	147.9	4
11:14.236	38 Juan RODRÍGUEZ	CUNA DE CAMPEONES	HONDA		2:03.355	148.2	5



EUROPEAN TALENT CUP

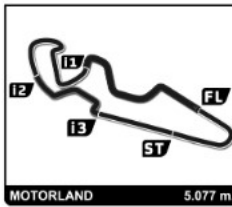
FIM CEV REPSOL MOTORLAND ARAGÓN

Qualifying practice 1 - "GrB"

Analysis

■ Personal Best ■ Session Best B Crossing the finish line in pit lane

Lap	Time	Sector 1	Sector 2	Sector 3	Sector 4	Elapsed	Lap	Time	Sector 1	Sector 2	Sector 3	Sector 4	Elapsed	
2	Tyler SCOTT USA							10	2:06.260	35.530	34.950	23.340	32.440	31:29.797
	IKONO LAGLISSE ACADEMY HONDA							11	2:05.450	35.148	34.889	23.306	32.107	33:35.247
1	2:32.114	53.236	40.314	24.809	33.755	2:32.114	12	2:04.928	34.829	34.862	23.133	32.104	35:40.175	
2	2:10.539	36.919	36.385	23.902	33.333	4:42.653	13	2:07.923	36.391	36.216	23.324	31.992	37:48.098	
3	2:08.848	36.280	35.768	23.741	33.059	6:51.501	14	2:05.998	35.213	35.058	23.190	32.537	39:54.096	
4	2:07.705	35.916	35.987	23.112	32.690	8:59.206	15	2:06.348	35.544	35.327	23.430	32.047	42:00.444	
5	2:06.398	35.384	34.959	23.450	32.605	11:05.604								
6	2:06.727	35.858	35.496	23.358	32.015	13:12.331								
7	10:07.452 B	35.697	35.384	24.316	8:32.055	23:19.783								
4	Kiko MARIA POR							11	Mattia MOLINO ITA					
	LEOPARD IMPALA JUNIOR TEAM HONDA								SOKOL RACE TEAM FMT HONDA					
1	3:10.723	1:36.104	37.491	23.846	33.282	3:10.723	1	2:33.731	52.968	40.824	25.921	34.018	2:33.731	
2	2:09.691	36.684	36.341	23.379	33.287	5:20.414	2	2:11.229	37.514	36.292	24.028	33.395	4:44.960	
3	2:07.746	36.074	35.368	23.281	33.023	7:28.160	3	2:10.407	36.642	35.960	24.691	33.114	6:55.367	
4	2:07.784	35.909	35.356	23.340	33.179	9:35.944	4	2:09.715	36.598	36.054	23.745	33.318	9:05.082	
5	2:07.273	35.756	35.130	23.165	33.222	11:43.217	5	2:10.189	37.204	35.634	23.865	33.486	11:15.271	
6	2:07.197	35.795	35.276	22.993	33.133	13:50.414	6	2:17.101 B	37.037	36.096	23.819	40.149	13:32.372	
7	2:06.960	35.596	35.236	23.155	32.973	15:57.374	7	12:18.320	...	37.115	24.434	33.733	25:50.692	
8	2:06.549	35.442	35.184	22.999	32.924	18:03.923	8	2:11.222	37.144	36.442	23.880	33.756	28:01.914	
9	2:06.994	35.637	35.146	23.174	33.037	20:10.917								
							15	Julen AVILA SPA						
								F. ANDREAS PÉREZ - LARRESPOR HONDA						
							1	2:48.115	1:14.006	36.186	24.929	32.994	2:48.115	
							2	2:04.883	35.187	34.753	23.049	31.894	4:52.998	



EUROPEAN TALENT CUP

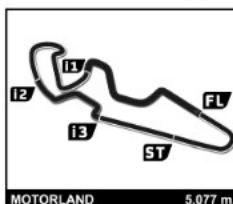
FIM CEV REPSOL MOTORLAND ARAGÓN

Qualifying practice 1 - "GrB"

Analysis

■ Personal Best ■ Session Best B Crossing the finish line in pit lane

Lap	Time	Sector 1	Sector 2	Sector 3	Sector 4	Elapsed	Lap	Time	Sector 1	Sector 2	Sector 3	Sector 4	Elapsed
22	Clément ROUGÉ FRA												
	EQUIPE DE FRANCE - FILIÈRE GP HONDA												
1	2:42.307	1:10.394	35.636	23.656	32.621	2:42.307							
2	2:05.706	35.304	34.911	23.091	32.400	4:48.013							
3	2:05.375	35.227	34.836	23.278	32.034	6:53.388							
4	2:05.564	36.005	34.705	22.800	32.054	8:58.952							
5	2:04.329	34.947	34.535	22.796	32.051	11:03.281							
6	2:04.124	34.981	34.421	22.777	31.945	13:07.405							
7	2:12.672 B	34.756	34.851	22.916	40.149	15:20.077							
8	9:53.655	8:23.848	34.874	22.830	32.103	25:13.732							
9	2:03.942	34.840	34.415	22.739	31.948	27:17.674							
10	2:04.485	34.607	35.037	22.864	31.977	29:22.159							
11	2:03.772	34.724	34.390	22.776	31.882	31:25.931							
12	2:04.704	35.210	34.652	22.967	31.875	33:30.635							
13	2:03.501	34.589	34.427	22.772	31.713	35:34.136							
14	2:03.965	34.819	34.426	22.813	31.907	37:38.101							
15	2:03.960	34.677	34.507	23.045	31.731	39:42.061							
16	2:04.577	35.081	34.456	23.105	31.935	41:46.638							
29	Dean BERTA SPA												
	MVK DANI RIVAS TALENT TEAM HONDA												
1	2:45.510	1:12.099	36.569	24.654	32.188	2:45.510							
2	2:07.109	35.553	35.499	23.819	32.238	4:52.619							
3	2:06.648	35.329	35.196	23.368	32.755	6:59.267							
4	2:06.145	35.435	35.132	23.259	32.319	9:05.412							
5	2:07.033	35.795	35.511	23.322	32.405	11:12.445							
6	2:14.117 B	35.908	36.011	23.457	38.741	13:26.562							
7	12:01.165	...	35.821	23.660	32.581	25:27.727							
8	2:06.767	35.662	35.302	23.257	32.546	27:34.494							
9	2:06.596	35.451	35.352	23.210	32.583	29:41.090							
10	2:14.953 B	36.133	35.770	23.637	39.413	31:56.043							
11	3:30.519	1:59.394	35.457	23.182	32.486	35:26.562							
12	2:06.646	35.478	35.274	23.297	32.597	37:33.208							
13	2:06.601	35.401	35.368	23.202	32.630	39:39.809							
14	2:06.583	35.476	35.365	23.250	32.492	41:46.392							
31	Roberto GARCÍA SPA												
	FAU55 EL SEÑOR DE LAS BOLSAS HONDA												
1	2:46.909	1:13.015	36.521	24.907	32.466	2:46.909							
2	2:06.153	35.727	35.054	23.177	32.195	4:53.062							



EUROPEAN TALENT CUP

FIM CEV REPSOL MOTORLAND ARAGÓN

Qualifying practice 1 - "GrB"

Analysis

■ Personal Best ■ Session Best **B** Crossing the finish line in pit lane

Lap	Time	Sector 1	Sector 2	Sector 3	Sector 4	Elapsed	Lap	Time	Sector 1	Sector 2	Sector 3	Sector 4	Elapsed
2	2:10.181	36.855	36.280	23.868	33.178	4:43.223	9	2:17.130 B	35.865	36.721	24.168	40.376	19:57.539
3	2:08.560	36.049	35.650	23.975	32.886	6:51.783	10	7:22.520	5:51.362	35.677	23.177	32.304	27:20.059
4	2:07.795	35.901	35.778	23.777	32.339	8:59.578	11	2:05.036	35.255	34.926	22.797	32.058	29:25.095
5	2:06.982	35.456	35.305	23.435	32.786	11:06.560	12	2:06.601	35.291	35.773	23.167	32.370	31:31.696
6	2:07.026	35.626	35.365	23.535	32.500	13:13.586	13	2:05.038	35.047	34.733	23.095	32.163	33:36.734
7	2:07.704	35.463	35.270	24.068	32.903	15:21.290	14	2:04.678	35.090	34.808	22.925	31.855	35:41.412
8	2:19.364 B	36.411	35.853	26.522	40.578	17:40.654	15	2:05.448	34.998	35.205	23.211	32.034	37:46.860
9	9:46.774	8:13.426	36.154	23.969	33.225	27:27.428	16	2:04.620	34.921	34.798	22.872	32.029	39:51.480
10	2:07.785	35.776	35.508	23.435	33.066	29:35.213	17	2:05.107	35.040	34.892	23.027	32.148	41:56.587
11	2:08.405	35.880	35.584	23.742	33.199	31:43.618							
12	2:07.689	35.749	35.423	23.578	32.939	33:51.307							
13	2:08.746	36.115	35.829	23.822	32.980	36:00.053							
14	2:17.714	36.444	35.849	32.195	33.226	38:17.767							
15	2:07.648	35.890	35.433	23.448	32.877	40:25.415							

38**Juan RODRÍGUEZ**

SPA

CUNA DE CAMPEONES

HONDA

1	2:59.033	1:24.508	37.542	24.709	32.274	2:59.033
2	2:04.354	34.802	35.018	22.833	31.701	5:03.387
3	2:03.956	34.901	34.263	22.928	31.864	7:07.343
4	2:03.538	34.856	34.260	22.530	31.892	9:10.881
5	2:03.355	34.655	34.377	22.522	31.801	11:14.236
6	2:15.424	34.095	35.592	23.888	42.040	13:29.660

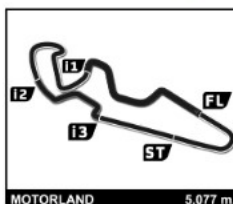
51**Angelo TAGLIARINI**

ITA

XCTECH

HONDA

1	3:01.516	1:23.458	37.954	26.580	33.524	3:01.516
2	2:12.139	37.557	36.811	24.133	33.638	5:13.655
3	2:10.934	37.175	36.463	24.017	33.279	7:24.589
4	2:45.046	36.944	1:09.581	24.977	33.544	10:09.635
5	2:11.800	37.356	36.667	24.323	33.454	12:21.435
6	2:10.837	37.031	36.289	24.053	33.464	14:32.272
7	2:10.606	36.711	36.607	24.031	33.257	16:42.878
8	2:21.769 B	38.213	37.157	24.593	41.806	19:04.647
9	8:47.943	7:12.573	37.552	24.478	33.340	27:52.590
10	2:10.079	36.725	36.332	23.867	33.155	30:02.669
11	2:10.240	36.800	36.388	23.888	33.188	32:12.870



EUROPEAN TALENT CUP

FIM CEV REPSOL MOTORLAND ARAGÓN

Qualifying practice 1 - "GrB"

Analysis

■ Personal Best ■ Session Best B Crossing the finish line in pit lane

Lap	Time	Sector 1	Sector 2	Sector 3	Sector 4	Elapsed	Lap	Time	Sector 1	Sector 2	Sector 3	Sector 4	Elapsed
11	2:05.520	35.183	34.920	22.903	32.514	34:12.314	2	2:06.108	35.294	35.242	23.495	32.077	4:52.213
12	2:05.145	35.033	34.842	22.902	32.368	36:17.459	3	2:05.086	35.237	34.731	23.117	32.001	6:57.299
13	2:05.019	34.917	34.830	22.843	32.429	38:22.478	4	2:05.094	34.911	34.937	23.046	32.200	9:02.393
14	2:05.400	35.077	34.912	22.897	32.514	40:27.878	5	2:05.882	35.349	35.206	23.015	32.312	11:08.275

61	Ilan PERON	FRA
	SELECT MACHINE	HONDA

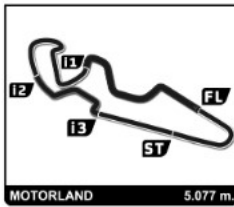
1	3:10.022	1:33.611	37.875	24.895	33.641	3:10.022	
2	2:11.156	37.104	36.691	24.247	33.114	5:21.178	
3	2:08.902	36.226	35.867	23.803	33.006	7:30.080	
4	2:08.751	36.422	35.865	23.517	32.947	9:38.831	
5	2:08.774	36.284	35.763	23.543	33.184	11:47.605	
6	2:15.343	B	36.305	36.294	24.186	38.558	14:02.948
7	13:34.569	...	36.829	24.326	33.408	27:37.517	
8	2:09.571	36.322	36.250	23.780	33.219	29:47.088	
9	2:09.644	36.244	36.176	23.833	33.391	31:56.732	
10	2:09.355	36.409	36.083	23.558	33.305	34:06.087	
11	2:09.396	36.392	36.000	23.827	33.177	36:15.483	
12	2:08.890	36.157	36.115	23.650	32.968	38:24.373	
13	2:08.949	36.200	35.892	23.651	33.206	40:33.322	

63	M. Syarifuddin Bin AZMAN	MAL
	DYNAMOLT INTACT SIC JUNIOR TE	HONDA

6	2:05.223	35.230	35.001	22.959	32.033	13:13.498	
7	2:12.658	B	35.373	35.388	23.925	37.972	15:26.156
8	11:44.969	9:57.721	44.883	26.842	35.523	27:11.125	
9	2:15.571	B	38.911	36.603	23.398	36.659	29:26.696
10	4:09.911	2:39.312	35.114	23.121	32.364	33:36.607	
11	2:04.499	34.900	34.883	22.773	31.943	35:41.106	
12	2:05.249	34.879	35.095	23.075	32.200	37:46.355	
13	2:04.618	34.808	34.822	22.887	32.101	39:50.973	
14	2:05.538	35.236	34.985	23.080	32.237	41:56.511	

74	Daijiro SAKO	JPN
	CUNA DE CAMPEONES	HONDA

1	2:44.590	1:11.147	36.670	24.518	32.255	2:44.590
2	2:04.140	34.928	34.519	22.826	31.867	4:48.730
3	2:04.350	34.668	34.501	23.132	32.049	6:53.080
4	2:03.911	34.735	34.530	22.699	31.947	8:56.991
5	2:04.494	35.053	34.498	22.856	32.087	11:01.485
6	2:04.418	34.885	34.520	22.942	32.071	13:05.903
7	2:11.240	35.570	35.544	24.640	32.670	15:00.740



EUROPEAN TALENT CUP

FIM CEV REPSOL MOTORLAND ARAGÓN

Qualifying practice 1 - "GrB"

Analysis

■ Personal Best ■ Session Best **B** Crossing the finish line in pit lane

Lap	Time	Sector 1	Sector 2	Sector 3	Sector 4	Elapsed	Lap	Time	Sector 1	Sector 2	Sector 3	Sector 4	Elapsed
5	2:04.361	34.906	34.599	22.735	32.121	11:03.236							
6	2:04.077	34.890	34.507	22.713	31.967	13:07.313							
7	2:06.096	34.695	34.541	23.228	33.632	15:13.409							
8	2:12.794 B	34.865	35.052	23.234	39.643	17:26.203							
9	10:23.028	8:48.475	38.525	23.691	32.337	27:49.231							
10	2:08.798	34.827	37.105	22.977	33.889	29:58.029							
11	2:15.242 B	36.804	35.513	23.479	39.446	32:13.271							
12	3:12.869	1:42.044	35.284	23.075	32.466	35:26.140							
13	2:11.358	38.741	35.065	24.474	33.078	37:37.498							
14	2:04.584	34.901	34.769	23.055	31.859	39:42.082							
15	2:04.443	34.909	34.570	22.967	31.997	41:46.525							