

MOTORLAND 5.077 m.

EUROPEAN TALENT CUP

FIM CEV REPSOL MOTORLAND ARAGÓN

Qualifying practice 2 - "GrA"

Classification

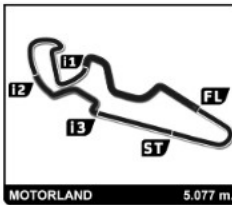
Nr.	Rider	Nat	Team	Bike	Tyres	Time	Lap	Total	Gap	Kph	
1	28 Izan GUEVARA	SPA	CUNA DE CAMPEONES	HONDA	DUNLOP	2:03.879	4	13	-	-	147.5
2	95 José Antonio RUEDA	SPA	TALENT TEAM ESTRELLA GALICIA 0,0	HONDA	DUNLOP	2:04.351	9	12	+0.472	+0.472	147.0
3	19 Andreas KOFLER	AUT	SOKOL RACE TEAM FMT	HONDA	DUNLOP	2:05.202	14	14	+1.323	+0.851	146.0
4	84 Zonta VAN DEN GOORBERGH	NED	TEAM SUPERB	HONDA	DUNLOP	2:05.208	4	8	+1.329	+0.006	146.0
5	7 Daniel MUÑOZ	SPA	ONEFOREX CARDOSO SCHOOL RACING	HONDA	DUNLOP	2:05.368	10	15	+1.489	+0.160	145.8
6	47 Fenton Harrison SEABRIGHT	GBR	WILSON RACING	HONDA	DUNLOP	2:05.372	15	17	+1.493	+0.004	145.8
7	64 David MUÑOZ	SPA	JEREZ ANDALUCIA MOTOR TALENT	HONDA	DUNLOP	2:05.476	4	8	+1.597	+0.104	145.7
8	77 Mattia VOLPI	ITA	SIC58 SQUADRA CORSE	HONDA	DUNLOP	2:05.571	12	12	+1.692	+0.095	145.6
9	70 Joshua WHATLEY	GBR	KRP	HONDA	DUNLOP	2:05.669	4	16	+1.790	+0.098	145.4
10	14 Carlos TORRECILLAS	SPA	GTRT SPAIN TORRECILLAS	HONDA	DUNLOP	2:05.847	15	15	+1.968	+0.178	145.2
11	53 Michal BŮLIK	SVK	IGAX TEAM	HONDA	DUNLOP	2:05.848	15	15	+1.969	+0.001	145.2
12	24 Iván ORTOLÁ	SPA	SAMA QATAR ANGEL NIETO TEAM	HONDA	DUNLOP	2:05.852	5	9	+1.973	+0.004	145.2
13	41 Eric FERNÁNDEZ	SPA	TEAM GRUPO MACHADO	HONDA	DUNLOP	2:06.140	12	13	+2.261	+0.288	144.9
14	48 Gabin PLANQUES	FRA	LARRESPORT BRADOL	HONDA	DUNLOP	2:06.298	2	12	+2.419	+0.158	144.7
15	92 Diogo MOREIRA	BRA	TALENT TEAM ESTRELLA GALICIA 0,0	HONDA	DUNLOP	2:06.411	5	12	+2.532	+0.113	144.6
16	86 Mario MAYOR	SPA	IKONO LAGLISSE ACADEMY	HONDA	DUNLOP	2:06.411	3	13	+2.532	+0.000	144.6
17	10 Adrián CRUCES	SPA	TALENT TEAM ESTRELLA GALICIA 0,0	HONDA	DUNLOP	2:06.498	4	12	+2.619	+0.087	144.5
18	42 Soma GÖRBE	HUN	BESTER CAPITAL DUBAI JUNIOR TEAM	HONDA	DUNLOP	2:06.624	2	16	+2.745	+0.126	144.3
19	21 Vincent FALCONE	FRA	TFC RACING	HONDA	DUNLOP	2:06.678	3	11	+2.799	+0.054	144.3
20	93 Marco GAGGI	ITA	SOKOL RACE TEAM FMT	HONDA	DUNLOP	2:06.738	6	6	+2.859	+0.060	144.2
21	3 Pasquale ALFANO	ITA	LEOPARD IMPALA JUNIOR TEAM	HONDA	DUNLOP	2:06.754	12	14	+2.875	+0.016	144.2
22	13 Marco TAPIA	SPA	LEOPARD IMPALA JUNIOR TEAM	HONDA	DUNLOP	2:06.996	12	15	+3.117	+0.242	143.9
23	8 Kas BEEKMANS	NED	ERNST DUBBINK EVENO RACING	HONDA	DUNLOP	2:07.290	14	14	+3.411	+0.294	143.6
24	67 Filippo Maria PALAZZI	ITA	BESTER CAPITAL DUBAI JUNIOR TEAM	HONDA	DUNLOP	2:07.530	6	14	+3.651	+0.240	143.3



13-14 July

MOTORLAND ARAGÓN

FIM CEV REPSOL 2019



EUROPEAN TALENT CUP

FIM CEV REPSOL MOTORLAND ARAGÓN

Qualifying practice 2 - "GrA"

Best Sector Times

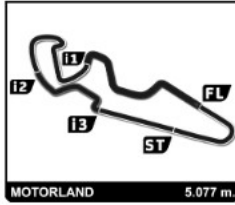
SECTOR 1			SECTOR 2		SECTOR 3		SECTOR 4		Pos	Ideal Lap	Best Lap	
Pos	Rider	Time	Rider	Time	Rider	Time	Rider	Time				
1	28 I.GUEVARA	34.247	28 I.GUEVARA	34.046	28 I.GUEVARA	22.652	77 M.VOLPI	31.894	1	28	2:03.049	2:03.879 (1)
2	95 J.RUEDA	34.589	24 I.ORTOLÁ	34.482	95 J.RUEDA	22.876	95 J.RUEDA	32.002	2	95	2:04.040	2:04.351 (2)
3	7 D.MUÑOZ	34.659	95 J.RUEDA	34.573	14 C.TORRECILLAS	22.941	28 I.GUEVARA	32.104	3	24	2:04.818	2:05.852 (12)
4	47 F.SEABRIGHT	34.713	84 Z.VAN DEN GOORBERGH	34.670	84 Z.VAN DEN GOORBERGH	22.943	48 G.PLANQUES	32.185	4	7	2:04.824	2:05.368 (5)
5	24 I.ORTOLÁ	34.724	7 D.MUÑOZ	34.755	47 F.SEABRIGHT	22.948	10 A.CRUCES	32.187	5	47	2:04.971	2:05.372 (6)
6	84 Z.VAN DEN GOORBERGH	34.859	70 J.WHATLEY	34.789	7 D.MUÑOZ	22.979	92 D.MOREIRA	32.225	6	84	2:05.070	2:05.208 (4)
7	92 D.MOREIRA	34.992	19 A.KOFLER	34.825	64 D.MUÑOZ	23.003	42 S.GÖRBE	32.241	7	19	2:05.109	2:05.202 (3)
8	19 A.KOFLER	34.993	41 E.FERNÁNDEZ	34.829	19 A.KOFLER	23.009	13 M.TAPIA	32.266	8	77	2:05.120	2:05.571 (8)
9	77 M.VOLPI	35.016	47 F.SEABRIGHT	34.845	41 E.FERNÁNDEZ	23.028	19 A.KOFLER	32.282	9	64	2:05.331	2:05.476 (7)
10	14 C.TORRECILLAS	35.030	77 M.VOLPI	34.858	24 I.ORTOLÁ	23.106	64 D.MUÑOZ	32.316	10	70	2:05.397	2:05.669 (9)
11	70 J.WHATLEY	35.043	53 M.BÚLIK	34.892	10 A.CRUCES	23.170	53 M.BÚLIK	32.374	11	10	2:05.538	2:06.498 (17)
12	21 V.FALCONE	35.092	64 D.MUÑOZ	34.905	70 J.WHATLEY	23.171	70 J.WHATLEY	32.394	12	14	2:05.570	2:05.847 (10)
13	64 D.MUÑOZ	35.107	14 C.TORRECILLAS	34.906	93 M.GAGGI	23.199	86 M.MAYOR	32.423	13	92	2:05.613	2:06.411 (15)
14	53 M.BÚLIK	35.117	48 G.PLANQUES	34.934	3 P.ALFANO	23.229	7 D.MUÑOZ	32.431	14	48	2:05.629	2:06.298 (14)
15	48 G.PLANQUES	35.134	10 A.CRUCES	34.972	53 M.BÚLIK	23.246	47 F.SEABRIGHT	32.465	15	53	2:05.629	2:05.848 (11)
16	3 P.ALFANO	35.185	3 P.ALFANO	35.004	92 D.MOREIRA	23.251	93 M.GAGGI	32.466	16	41	2:05.812	2:06.140 (13)
17	10 A.CRUCES	35.209	67 F.PALAZZI	35.031	21 V.FALCONE	23.301	8 K.BEEKMANS	32.481	17	42	2:05.936	2:06.624 (18)
18	86 M.MAYOR	35.225	42 S.GÖRBE	35.064	13 M.TAPIA	23.323	24 I.ORTOLÁ	32.506	18	86	2:06.069	2:06.411 (16)
19	93 M.GAGGI	35.253	86 M.MAYOR	35.092	86 M.MAYOR	23.329	21 V.FALCONE	32.537	19	93	2:06.118	2:06.738 (20)
20	42 S.GÖRBE	35.292	92 D.MOREIRA	35.115	42 S.GÖRBE	23.330	47 M.LAPIERRE	32.567	20	21	2:06.118	2:06.678 (19)



13 -14 July

MOTORLAND ARAGÓN

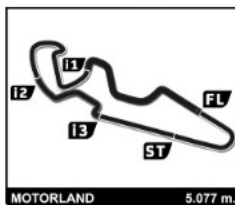
FIM CEV REPSOL 2019



EUROPEAN TALENT CUP FIM CEV REPSOL MOTORLAND ARAGÓN Qualifying practice 2 - "GrA"

Best Top Speeds

Rider	Team	Top 1		Top 2		Top 3		Top 4		Top 5		Avg
		Kph	Lap	Kph	Lap	Kph	Lap	Kph	Lap	Kph	Lap	
77 Mattia VOLPI	SIC58 SQUADRA CORSE	215.6	4	213.4	1	211.8	3	210.9	11	210.5	2	212,4
48 Gabin PLANQUES	LARRESPORT BRADOL	213.0	10	211.4	11	207.7	12	207.7	2	205.3	5	209,0
19 Andreas KOFLER	SOKOL RACE TEAM FMT	212.6	4	208.5	1	208.1	14	207.7	5	205.7	2	208,5
13 Marco TAPIA	LEOPARD IMPALA JUNIOR TEAM	212.2	2	211.8	4	210.9	3	210.1	8	209.7	1	210,9
10 Adrián CRUCES	TALENT TEAM ESTRELLA GALICIA 0,0	211.4	7	210.9	3	206.1	2	205.7	11	204.9	6	207,8
53 Michal BŮLIK	IGAX TEAM	210.5	1	208.9	7	207.7	9	207.7	4	206.5	13	208,3
42 Soma GÖRBE	BESTER CAPITAL DUBAI JUNIOR TEAM	210.1	5	207.7	2	206.1	10	205.7	6	204.9	4	206,9
8 Kas BEEKMANS	ERNST DUBBINK EVENO RACING	209.7	2	209.3	3	209.3	13	208.9	4	206.9	14	208,8
93 Marco GAGGI	SOKOL RACE TEAM FMT	209.3	4	207.3	3	204.5	2	204.2	5	203.0	6	205,7
24 Iván ORTOLÁ	SAMA QATAR ÁNGEL NIETO TEAM	208.9	5	206.9	6	202.2	7	201.9	4	201.5	3	204,3
55 Matyás KONECNÝ	REDDING - PINAMOTO RS	208.9	1	205.7	9	204.9	2	204.2	3	201.5	6	205,0
92 Diogo MOREIRA	TALENT TEAM ESTRELLA GALICIA 0,0	208.9	5	206.1	4	204.2	7	202.2	2	202.2	10	204,7
7 Daniel MUÑOZ	ONEFOREX CARDOSO SCHOOL RACING	208.5	1	204.5	10	200.7	13	199.3	3	198.9	15	202,4
95 José Antonio RUEDA	TALENT TEAM ESTRELLA GALICIA 0,0	208.1	9	206.5	5	204.9	1	204.2	2	203.0	7	205,3
47 Fenton Harrison SEABRIGHWILSON RACING		207.3	5	204.9	3	204.5	2	203.4	4	202.6	17	204,5
67 Filippo Maria PALAZZI	BESTER CAPITAL DUBAI JUNIOR TEAM	206.9	2	206.1	3	206.1	9	205.7	4	204.5	1	205,9
86 Mario MAYOR	IKONO LAGLISSE ACADEMY	206.9	3	206.5	5	206.5	8	205.3	2	202.6	7	205,6



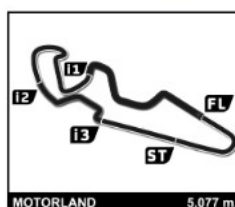
EUROPEAN TALENT CUP

FIM CEV REPSOL MOTORLAND ARAGÓN

Qualifying practice 2 - "GrA"

Fastest Lap Sequence

Practice Time	Rider	Team	Bike	Class	Time	Kph	Lap
4:38.869	99 Muhammad Harith Haziq Bin ZAMRI	DYNAVOLT INTACT SIC JUNIOR TEAM	HONDA		2:11.318	139.2	2
4:48.597	7 Daniel MUÑOZ	ONEFOREX CARDOSO SCHOOL RACING	HONDA		2:06.347	144.7	2
5:31.801	84 Zonta VAN DEN GOORBERGH	TEAM SUPERB	HONDA		2:05.734	145.4	2
8:10.756	95 José Antonio RUEDA	TALENT TEAM ESTRELLA GALICIA 0,0	HONDA		2:05.156	146.0	2
11:21.841	28 Izan GUEVARA	CUNA DE CAMPEONES	HONDA		2:04.410	146.9	3
13:25.720	28 Izan GUEVARA	CUNA DE CAMPEONES	HONDA		2:03.879	147.5	4


Moto3
WORLD CHAMPIONSHIP
Moto2
WORLD CHAMPIONSHIP
Talent
WORLD CHAMPIONSHIP


EUROPEAN TALENT CUP

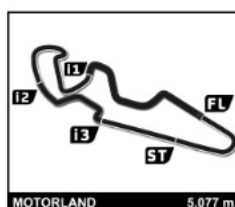
FIM CEV REPSOL MOTORLAND ARAGÓN

Qualifying practice 2 - "GrA"

Analysis

■ Personal Best ■ Session Best **B** Crossing the finish line in pit lane

Lap	Time	Sector 1	Sector 2	Sector 3	Sector 4	Elapsed	Lap	Time	Sector 1	Sector 2	Sector 3	Sector 4	Elapsed	
3	Pasquale ALFANO						ITA	3	2:06.055	35.510	35.041	23.317	32.187	10:20.694
	LEOPARD IMPALA JUNIOR TEAM						HONDA	4	2:06.498	35.242	34.972	23.528	32.756	12:27.192
1	2:45.889	1:03.348	39.847	26.880	35.814	2:45.889	5	2:06.640	35.323	35.184	23.743	32.390	14:33.832	
2	2:08.360	35.796	35.629	23.747	33.188	4:54.249	6	2:14.308 B	35.878	35.629	23.170	39.631	16:48.140	
3	2:07.740	35.549	35.480	23.460	33.251	7:01.989	7	12:30.235 B	...	36.221	23.906	37.719	29:18.375	
4	2:07.943	35.662	35.277	23.698	33.306	9:09.932	8	2:28.342	56.166	35.471	23.847	32.858	31:46.717	
5	2:08.015	35.871	35.289	23.653	33.202	11:17.947	9	2:06.889	35.566	35.190	23.334	32.799	33:53.606	
6	2:08.884	35.847	35.967	24.019	33.051	13:26.831	10	2:06.523	35.209	35.315	23.229	32.770	36:00.129	
7	2:15.370 B	35.969	36.217	24.004	39.180	15:42.201	11	2:10.114	35.743	38.523	23.320	32.528	38:10.243	
8	12:23.719	...	35.912	23.945	33.629	28:05.920	12	2:06.794	35.569	35.067	23.662	32.496	40:17.037	
9	2:08.159	35.802	35.338	23.523	33.496	30:14.079	13	Marco TAPIA						SPA
10	2:10.257	35.420	37.508	23.934	33.395	32:24.336		LEOPARD IMPALA JUNIOR TEAM						HONDA
11	2:06.863	35.308	35.034	23.401	33.120	34:31.199	1	2:42.807	1:06.441	38.167	25.176	33.023	2:42.807	
12	2:06.754	35.185	35.004	23.229	33.336	36:37.953	2	2:07.760	36.156	35.519	23.819	32.266	4:50.567	
13	2:10.497	36.938	36.450	23.781	33.328	38:48.450	3	2:06.617	35.327	35.422	23.602	32.266	6:57.184	
14	2:06.892	35.377	35.148	23.353	33.014	40:55.342	4	2:07.441	35.736	35.473	23.900	32.332	9:04.625	
7	Daniel MUÑOZ						SPA	5	2:07.408	35.705	35.370	23.884	32.449	11:12.033
	ONEFOREX CARDOSO SCHOOL R/						HONDA	6	2:07.874	35.902	35.650	23.576	32.746	13:19.907
1	2:42.250	1:07.803	36.548	24.986	32.913	2:42.250	7	2:12.404	37.857	37.156	24.585	32.806	15:32.311	
2	2:06.347	35.529	34.780	23.034	33.004	4:48.597	8	2:15.406 B	36.419	35.421	23.791	39.775	17:47.717	
							9	10:23.397	8:47.604	38.518	24.099	33.176	28:11.114	
							10	2:07.640	35.660	35.770	23.460	32.705	30:18.727	



EUROPEAN TALENT CUP

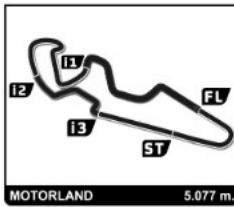
FIM CEV REPSOL MOTORLAND ARAGÓN

Qualifying practice 2 - "GrA"

Analysis

■ Personal Best ■ Session Best B Crossing the finish line in pit lane

Lap	Time	Sector 1	Sector 2	Sector 3	Sector 4	Elapsed	Lap	Time	Sector 1	Sector 2	Sector 3	Sector 4	Elapsed	
9	2:09.398	36.468	35.937	24.036	32.957	26:26.023	5	2:09.244 B	34.386	34.696	22.855	37.307	15:34.964	
10	2:13.583 B	35.819	35.702	23.685	38.377	28:39.606	6	9:18.641	7:47.767	35.379	23.010	32.485	24:53.605	
11	2:42.470	1:04.259	39.237	24.274	34.700	31:22.076	7	2:03.924	34.518	34.384	22.724	32.298	26:57.529	
12	2:07.745	35.788	35.626	23.676	32.655	33:29.821	8	2:07.936	34.723	34.601	22.887	35.725	29:05.465	
13	2:16.414	40.697	38.784	23.927	33.006	35:46.235	9	2:16.037 B	34.517	34.715	22.992	43.813	31:21.502	
14	2:07.642	35.883	35.491	23.588	32.680	37:53.877	10	2:33.592	1:03.792	34.701	22.857	32.242	33:55.094	
15	2:08.176	36.081	35.770	23.554	32.771	40:02.053	11	2:08.558	34.868	35.271	24.235	34.184	36:03.652	
19	Andreas KOFLER						AUT	12	2:06.467	35.201	35.026	23.213	33.027	38:10.119
	SOKOL RACE TEAM FMT						HONDA	13	2:07.126	35.422	35.199	23.639	32.866	40:17.245
1	2:43.551	1:09.488	36.602	24.839	32.622	2:43.551	35	Marius HENRY					FRA	
2	2:08.045	36.335	35.428	23.721	32.561	4:51.596		SELECT MACHINES					HONDA	
3	2:07.470	35.485	35.428	23.731	32.826	6:59.066	1	2:28.491	50.403	38.668	25.239	34.181	2:28.491	
4	2:05.952	35.404	34.899	23.343	32.306	9:05.018	2	2:13.315	37.307	36.947	24.720	34.341	4:41.806	
5	2:13.863 B	35.744	35.288	24.487	38.344	11:18.881	3	2:18.266	42.580	37.314	24.354	34.018	7:00.072	
6	6:21.440	4:46.436	37.305	24.038	33.661	17:40.321	4	2:15.411	39.072	37.107	24.612	34.620	9:15.483	
7	2:13.534	35.378	35.482	29.499	33.175	19:53.855	5	2:14.053	37.332	37.255	24.638	34.828	11:29.536	
8	2:06.732	35.360	35.197	23.467	32.708	22:00.587	6	2:13.187	37.015	37.108	24.525	34.539	13:42.723	
9	2:16.340 B	36.501	35.939	23.801	40.099	24:16.927	7	2:13.276	37.065	36.910	24.726	34.575	15:55.999	
10	7:03.594 B	5:21.333	37.271	23.499	41.491	31:20.521	8	2:13.411	36.933	37.381	24.683	34.414	18:09.410	
11	2:24.696	52.743	35.423	23.750	32.780	33:45.217	9	2:14.750	37.888	37.688	24.633	34.541	20:24.160	
12	2:05.347	34.993	34.919	23.009	32.426	35:50.564	10	2:29.161 B	39.553	39.421	25.787	44.400	22:53.321	
13	2:06.343	35.445	35.000	23.004	32.007	37:56.870	11	2:06.343	35.445	35.000	23.004	32.007	39:53.213	



EUROPEAN TALENT CUP

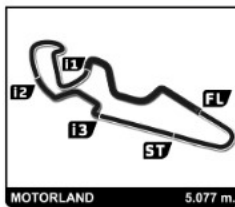
FIM CEV REPSOL MOTORLAND ARAGÓN

Qualifying practice 2 - "GrA"

Analysis

■ Personal Best ■ Session Best B Crossing the finish line in pit lane

Lap	Time	Sector 1	Sector 2	Sector 3	Sector 4	Elapsed	Lap	Time	Sector 1	Sector 2	Sector 3	Sector 4	Elapsed
11	2:13.556	37.010	38.427	25.228	32.891	31:23.825	14	2:06.615	35.422	35.176	23.321	32.696	39:54.103
12	2:08.676	36.686	35.701	23.761	32.528	33:32.501	15	2:05.848	35.117	34.892	23.330	32.509	41:59.951
13	2:07.366	35.450	35.436	23.624	32.856	35:39.867	55 Matyás KONECNY CZE						
14	2:12.015	39.644	35.607	23.738	33.026	37:51.882	REDDING - PINAMOTO RS HONDA						
15	2:06.973	35.621	35.206	23.598	32.548	39:58.855	1	2:42.836	1:02.935	40.775	25.463	33.663	2:42.836
16	2:06.634	35.302	35.193	23.528	32.611	42:05.489	2	2:10.205	36.827	36.234	24.172	32.972	4:53.041
47 Fenton Harrison SEABRIGHT GBR							3	2:12.397	39.391	35.928	23.837	33.241	7:05.438
WILSON RACING HONDA							4	7:20.211 B	36.385	35.838	23.915	5:44.073	14:25.649
1	2:46.094	59.282	41.213	26.424	39.175	2:46.094	5	12:35.221	...	38.460	23.865	33.230	27:00.870
2	2:08.509	36.325	35.900	23.723	32.561	4:54.603	6	2:12.044	38.299	36.495	24.004	33.246	29:12.914
3	2:06.846	35.316	35.531	23.534	32.465	7:01.449	7	2:09.681	36.296	35.941	24.143	33.301	31:22.595
4	2:05.861	35.526	34.846	22.983	32.506	9:07.310	8	2:09.035	35.888	35.941	24.015	33.191	33:31.630
5	2:05.892	34.795	34.866	23.582	32.649	11:13.202	9	2:18.622	44.936	36.341	24.073	33.272	35:50.252
6	2:16.537 B	35.724	36.822	24.005	39.986	13:29.739	10	2:10.612	37.050	35.917	24.076	33.569	38:00.864
7	2:28.266	56.579	35.569	23.301	32.817	15:58.005	11	2:09.330	35.940	36.179	23.901	33.310	40:10.194
8	2:05.598	35.107	34.868	23.007	32.616	18:03.603	64 David MUÑOZ SPA						
9	2:05.491	35.108	34.845	22.983	32.555	20:09.094	JEREZ ANDALUCIA MOTOR TALEN' HONDA						
10	2:12.767 B	35.480	35.036	22.948	39.303	22:21.861	1	2:41.959	1:07.606	36.206	24.473	33.674	2:41.959
11	5:50.041	4:15.100	37.546	24.332	33.063	28:11.902	2	2:06.960	35.504	35.578	23.049	32.829	4:48.919
12	2:06.103	35.041	35.262	22.997	32.803	30:18.005	3	2:05.960	35.658	34.973	23.013	32.316	6:54.879
13	2:05.829	34.837	35.189	23.160	32.643	32:23.834							
14	2:05.700	35.045	34.004	23.050	32.704	34:29.538							



EUROPEAN TALENT CUP

FIM CEV REPSOL MOTORLAND ARAGÓN

Qualifying practice 2 - "GrA"

Analysis

■ Personal Best ■ Session Best B Crossing the finish line in pit lane

Lap	Time	Sector 1	Sector 2	Sector 3	Sector 4	Elapsed	Lap	Time	Sector 1	Sector 2	Sector 3	Sector 4	Elapsed
11	2:06.483	35.319	35.124	23.407	32.633	31:13.169	7	12:25.030	...	37.688	23.933	33.460	29:13.876
12	2:06.814	35.374	35.565	23.351	32.524	33:19.983	8	2:11.127	35.483	36.271	25.701	33.672	31:25.003
13	2:07.815	35.817	35.087	23.893	33.018	35:27.798	9	2:11.419	36.618	37.698	23.580	33.523	33:36.422
14	2:07.102	35.865	35.389	23.276	32.572	37:34.900	10	2:07.594	35.454	35.503	23.727	32.910	35:44.016
15	2:13.971	38.944	37.833	24.184	33.010	39:48.871	11	2:07.706	35.476	35.455	23.518	33.257	37:51.722
16	2:06.750	35.478	35.240	23.382	32.650	41:55.621	12	2:08.407	35.495	35.583	24.227	33.102	40:00.129
77	Mattia VOLPI					ITA	93	Marco GAGGI					ITA
	SIC58 SQUADRA CORSE					HONDA		SOKOL RACE TEAM FMT					HONDA
1	2:43.070	1:08.120	36.842	25.404	32.704	2:43.070	1	31:12.689	1:08.740	...	24.775	33.059	31:12.689
2	2:07.269	35.693	35.447	23.649	32.480	4:50.339	2	2:08.149	35.573	35.836	23.921	32.819	33:20.838
3	2:08.522	37.881	35.059	23.366	32.216	6:58.861	3	2:06.871	35.253	35.200	23.837	32.581	35:27.709
4	2:05.976	35.406	34.863	23.813	31.894	9:04.837	4	2:08.347	35.785	36.237	23.859	32.466	37:36.056
5	2:06.954	35.847	35.119	23.402	32.586	11:11.791	5	2:08.296	36.167	35.990	23.328	32.811	39:44.352
6	2:13.853 B	35.484	35.448	23.659	39.262	13:25.644	6	2:06.738	35.272	35.302	23.199	32.965	41:51.090
7	17:45.683	...	39.108	24.507	33.104	31:11.327	95	José Antonio RUEDA					SPA
8	2:08.392	36.586	35.381	23.647	32.778	33:19.719		TALENT TEAM ESTRELLA GALICIA					HONDA
9	2:07.649	35.593	35.018	23.671	33.367	35:27.368	1	6:05.600	4:30.510	37.405	24.916	32.769	6:05.600
10	2:07.398	35.636	35.233	23.554	32.975	37:34.766	2	2:05.156	35.053	34.804	22.876	32.423	8:10.756
11	2:11.411	37.030	38.650	23.367	32.364	39:46.177	3	2:10.244	37.263	35.563	24.047	33.371	10:21.000
12	2:05.571	35.016	34.858	23.352	32.345	41:51.748	4	2:08.138	34.747	35.839	24.714	32.838	12:29.138
04	Zonta VAN DEN GOORBERGH					NED							