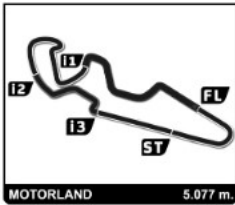




13 -14 July

MOTORLAND ARAGÓN

FIM CEV REPSOL 2019



MOTORLAND 5.077 m.

# EUROPEAN TALENT CUP

## FIM CEV REPSOL MOTORLAND ARAGÓN

### Qualifying practice 2 - "GrB"

### Classification

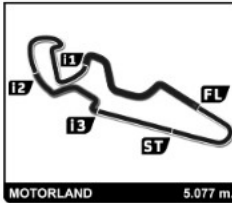
Nr.	Rider	Nat	Team	Bike	Tyres	Time	Lap	Total	Gap	Kph	
1	38 Juan RODRÍGUEZ	SPA	CUNA DE CAMPEONES	HONDA	DUNLOP	<b>2:03.822</b>	12	13	-	-	<b>147.6</b>
2	74 Daijirō SAKO	JPN	CUNA DE CAMPEONES	HONDA	DUNLOP	<b>2:03.971</b>	14	15	+0.149	+0.149	<b>147.4</b>
3	54 Fermín ALDEGUER	SPA	BESTER CAPITAL DUBAI	HONDA	DUNLOP	<b>2:04.453</b>	12	14	+0.631	+0.482	<b>146.9</b>
4	5 Lorenzo FELLON	FRA	ZF GRAND PRIX SCHOOL	HONDA	DUNLOP	<b>2:04.646</b>	3	8	+0.824	+0.193	<b>146.6</b>
5	23 Álex MILLÁN	SPA	HAWKERS KARBIUM ARO	HONDA	DUNLOP	<b>2:04.778</b>	12	13	+0.956	+0.132	<b>146.5</b>
6	31 Roberto GARCÍA	SPA	FAU55 EL SEÑOR DE LAS BOLSAS	HONDA	DUNLOP	<b>2:04.927</b>	10	10	+1.105	+0.149	<b>146.3</b>
7	22 Clément ROUGÉ	FRA	EQUIPE DE FRANCE - FILIERE GP	HONDA	DUNLOP	<b>2:05.286</b>	14	14	+1.464	+0.359	<b>145.9</b>
8	80 David ALONSO	SPA	SAMA QATAR ANGEL NIETO TEAM	HONDA	DUNLOP	<b>2:05.424</b>	12	12	+1.602	+0.138	<b>145.7</b>
9	69 Marcos RUDA	SPA	CUNA DE CAMPEONES	HONDA	DUNLOP	<b>2:05.465</b>	12	12	+1.643	+0.041	<b>145.7</b>
10	44 Noah DETTWILER	SWI	TEAM MTA - DINOIL	HONDA	DUNLOP	<b>2:05.518</b>	12	12	+1.696	+0.053	<b>145.6</b>
11	15 Julen AVILA	SPA	F. ANDREAS PÉREZ - LARRESPORT BRADOL	HONDA	DUNLOP	<b>2:05.678</b>	6	11	+1.856	+0.160	<b>145.4</b>
12	29 Dean BERTA	SPA	MVK DANI RIVAS TALENT TEAM	HONDA	DUNLOP	<b>2:05.684</b>	9	14	+1.862	+0.006	<b>145.4</b>
13	63 M. Syarifuddin Bin AZMAN	MAL	DYNAVOLT INTACT SIC JUNIOR TEAM	HONDA	DUNLOP	<b>2:05.758</b>	10	11	+1.936	+0.074	<b>145.3</b>
14	72 Mattia FALZONE	ITA	SIC 58 SQUADRA CORSE	HONDA	DUNLOP	<b>2:06.069</b>	15	15	+2.247	+0.311	<b>145.0</b>
15	49 Julio GARCÍA	SPA	JEREZ ANDALUCIA MOTOR TALENT	HONDA	DUNLOP	<b>2:06.172</b>	17	17	+2.350	+0.103	<b>144.9</b>
16	20 Jack HART	GBR	WILSON RACING	HONDA	DUNLOP	<b>2:06.519</b>	5	18	+2.697	+0.347	<b>144.5</b>
17	6 Dirk GEIGER	GER	KIEFER RACING	HONDA	DUNLOP	<b>2:06.639</b>	4	13	+2.817	+0.120	<b>144.3</b>
18	27 Tommaso CAVADINI	SWI	TEAM MTA - DINOIL	HONDA	DUNLOP	<b>2:06.753</b>	14	16	+2.931	+0.114	<b>144.2</b>
19	4 Kiko MARIA	POR	LEOPARD IMPALA JUNIOR TEAM	HONDA	DUNLOP	<b>2:06.834</b>	16	16	+3.012	+0.081	<b>144.1</b>
20	33 Bryan-Kim DUPASQUIER	SWI	H43-TEAM NOBBY-CARXPERT-BLUMAQ	HONDA	DUNLOP	<b>2:07.374</b>	4	10	+3.552	+0.540	<b>143.5</b>
21	52 Lenni KLEMETTI	FIN	BLUEMAQ HMA RACING	HONDA	DUNLOP	<b>2:08.151</b>	10	16	+4.329	+0.777	<b>142.6</b>
22	51 Angelo TAGLIARINI	ITA	XCTECH	HONDA	DUNLOP	<b>2:08.928</b>	14	14	+5.106	+0.777	<b>141.8</b>
23	32 Jenny RUOKOLAINEN	FIN	TRACK PUNK RACING	HONDA	DUNLOP	<b>2:09.137</b>	12	12	+5.315	+0.209	<b>141.5</b>
24	61 Ilan PERON	FRA	SELECT MACHINE	HONDA	DUNLOP	<b>2:09.338</b>	9	13	+5.516	+0.201	<b>141.3</b>



13-14 July

MOTORLAND ARAGÓN

FIM CEV REPSOL 2019



# EUROPEAN TALENT CUP

## FIM CEV REPSOL MOTORLAND ARAGÓN

### Qualifying practice 2 - "GrB"

### Best Sector Times

SECTOR 1			SECTOR 2		SECTOR 3		SECTOR 4		Pos	Ideal Lap	Best Lap	
Pos	Rider	Time	Rider	Time	Rider	Time	Rider	Time				
1	74 D.SAKO	34.525	38 J.RODRÍGUEZ	34.546	38 J.RODRÍGUEZ	22.502	69 M.RUDA	31.755	1	38	2:03.574	2:03.822 (1)
2	38 J.RODRÍGUEZ	34.569	74 D.SAKO	34.558	54 F.ALDEGUER	22.732	23 Á.MILLÁN	31.933	2	74	2:03.825	2:03.971 (2)
3	54 F.ALDEGUER	34.661	69 M.RUDA	34.639	74 D.SAKO	22.747	38 J.RODRÍGUEZ	31.957	3	54	2:04.199	2:04.453 (3)
4	5 L.FELLON	34.677	5 L.FELLON	34.641	5 L.FELLON	22.790	74 D.SAKO	31.995	4	23	2:04.383	2:04.778 (5)
5	69 M.RUDA	34.819	23 Á.MILLÁN	34.674	31 R.GARCÍA	22.858	80 D.ALONSO	32.030	5	5	2:04.394	2:04.646 (4)
6	23 Á.MILLÁN	34.882	54 F.ALDEGUER	34.724	23 Á.MILLÁN	22.894	63 M.AZMAN	32.040	6	69	2:04.454	2:05.465 (9)
7	31 R.GARCÍA	34.903	15 J.AVILA	34.749	22 C.ROUGÉ	23.037	22 C.ROUGÉ	32.057	7	22	2:04.793	2:05.286 (7)
8	22 C.ROUGÉ	34.937	44 N.DETTWILER	34.761	63 M.AZMAN	23.038	72 M.FALZONE	32.066	8	80	2:04.852	2:05.424 (8)
9	29 D.BERTA	34.977	22 C.ROUGÉ	34.762	80 D.ALONSO	23.060	54 F.ALDEGUER	32.082	9	31	2:04.869	2:04.927 (6)
10	15 J.AVILA	34.982	80 D.ALONSO	34.766	49 J.GARCÍA	23.114	29 D.BERTA	32.166	10	63	2:05.023	2:05.758 (13)
11	80 D.ALONSO	34.996	31 R.GARCÍA	34.777	44 N.DETTWILER	23.138	15 J.AVILA	32.190	11	15	2:05.258	2:05.678 (11)
12	63 M.AZMAN	35.055	63 M.AZMAN	34.890	72 M.FALZONE	23.166	5 L.FELLON	32.286	12	44	2:05.504	2:05.518 (10)
13	72 M.FALZONE	35.170	20 J.HART	34.989	4 K.MARIA	23.213	44 N.DETTWILER	32.306	13	72	2:05.564	2:06.069 (14)
14	6 D.GEIGER	35.180	27 T.CAVADINI	35.057	69 M.RUDA	23.241	31 R.GARCÍA	32.331	14	29	2:05.684	2:05.684 (12)
15	49 J.GARCÍA	35.291	49 J.GARCÍA	35.113	20 J.HART	23.250	27 T.CAVADINI	32.368	15	49	2:05.960	2:06.172 (15)
16	44 N.DETTWILER	35.299	72 M.FALZONE	35.162	29 D.BERTA	23.299	33 B.DUPASQUIER	32.395	16	20	2:06.093	2:06.519 (16)
17	27 T.CAVADINI	35.356	4 K.MARIA	35.167	15 J.AVILA	23.337	20 J.HART	32.432	17	27	2:06.137	2:06.753 (18)
18	4 K.MARIA	35.411	6 D.GEIGER	35.194	27 T.CAVADINI	23.356	49 J.GARCÍA	32.442	18	6	2:06.552	2:06.639 (17)
19	20 J.HART	35.422	29 D.BERTA	35.242	6 D.GEIGER	23.491	32 J.RUOKOLAINEN	32.497	19	4	2:06.834	2:06.834 (19)
20	52 L.KIEMETTI	35.502	22 B.DUPASQUIER	35.202	22 B.DUPASQUIER	23.544	6 D.GEIGER	32.527	20	22	2:06.842	2:07.274 (20)



Moto3  
WORLD CHAMPIONSHIP

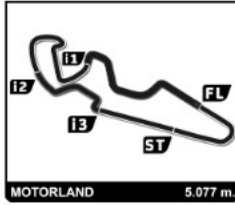
Moto2  
EUROPEAN CHAMPIONSHIP

Talent  
CUP

13 -14 July

MOTORLAND ARAGÓN

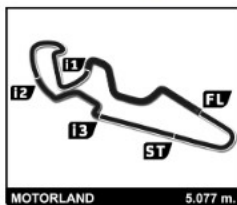
FIM CEV REPSOL 2019



## EUROPEAN TALENT CUP FIM CEV REPSOL MOTORLAND ARAGÓN Qualifying practice 2 - "GrB"

### Best Top Speeds

Rider	Team	Top 1		Top 2		Top 3		Top 4		Top 5		Avg
		Kph	Lap	Kph	Lap	Kph	Lap	Kph	Lap	Kph	Lap	
69 Marcos RUDA	CUNA DE CAMPEONES	218.2	12	212.6	11	209.3	8	208.9	9	208.5	6	211,5
23 Álex MILLÁN	HAWKERS KARBUM ARO	214.7	12	211.4	11	210.5	9	208.9	13	208.1	10	210,7
54 Fermín ALDEGUER	BESTER CAPITAL DUBAI	214.7	5	211.8	12	210.5	1	210.5	11	209.3	14	211,4
63 M. Syarifuddin Bin AZMAN	DYNAVOLT INTACT SIC JUNIOR TEAM	214.7	2	213.9	3	211.8	1	211.4	10	210.9	4	212,5
72 Mattia FALZONE	SIC 58 SQUADRA CORSE	214.3	2	213.9	14	213.0	3	213.0	13	212.6	15	213,4
44 Noah DETTWILER	TEAM MTA - DINOIL	213.9	12	209.7	1	209.3	11	208.1	10	206.9	9	209,6
80 David ALONSO	SAMA QATAR ÁNGEL NIETO TEAM	213.9	9	210.9	12	210.1	4	209.3	6	208.9	3	210,6
31 Roberto GARCÍA	FAU55 EL SEÑOR DE LAS BOLSAS	213.0	2	213.0	7	212.6	10	212.6	3	211.4	1	212,5
22 Clément ROUGÉ	EQUIPE DE FRANCE - FILIÈRE GP	212.6	4	212.2	14	212.2	5	210.1	1	209.3	2	211,3
20 Jack HART	WILSON RACING	212.2	2	212.2	4	210.5	6	209.3	5	208.1	1	210,5
74 Daijuro SAKO	CUNA DE CAMPEONES	212.2	6	209.7	9	208.9	2	208.5	11	208.5	3	209,6
29 Dean BERTA	MVK DANI RIVAS TALENT TEAM	211.8	9	211.4	2	210.5	3	210.5	5	209.3	8	210,7
38 Juan RODRÍGUEZ	CUNA DE CAMPEONES	210.5	12	210.5	8	209.3	3	208.9	11	208.5	13	209,5
15 Julen AVILA	F. ANDREAS PÉREZ - LARRESPORT BRADOL	210.1	11	206.5	9	206.1	6	206.1	4	205.7	8	206,9
52 Lenni KLEMETTI	BLUEMAQ HMA RACING	210.1	14	205.7	9	204.9	15	204.9	13	203.0	4	205,7
75 Justin FOKKERT	TALENT TEAM	210.1	12	206.9	9	206.5	6	205.7	10	205.3	11	206,9
6 Dirk GEIGER	KIEFER RACING	209.7	10	207.3	8	206.1	1	205.7	9	205.7	4	206,9



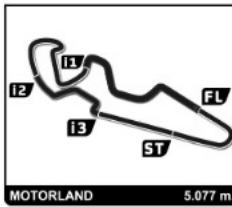
## EUROPEAN TALENT CUP

### FIM CEV REPSOL MOTORLAND ARAGÓN

#### Qualifying practice 2 - "GrB"

#### Fastest Lap Sequence

Practice Time	Rider	Team	Bike	Class	Time	Kph	Lap
4:28.073	<b>52 Lenni KLEMETTI</b>	BLUEMAQ HMA RACING	HONDA		<b>2:11.249</b>	139.3	2
4:50.527	<b>23 Álex MILLÁN</b>	HAWKERS KARBIUM ARO	HONDA		<b>2:06.538</b>	144.4	2
6:56.122	<b>23 Álex MILLÁN</b>	HAWKERS KARBIUM ARO	HONDA		<b>2:05.595</b>	145.5	3
7:52.018	<b>74 Daijro SAKO</b>	CUNA DE CAMPEONES	HONDA		<b>2:05.153</b>	146.0	2
13:06.716	<b>38 Juan RODRÍGUEZ</b>	CUNA DE CAMPEONES	HONDA		<b>2:03.977</b>	147.4	3
21:23.311	<b>38 Juan RODRÍGUEZ</b>	CUNA DE CAMPEONES	HONDA		<b>2:03.886</b>	147.5	7
37:54.125	<b>38 Juan RODRÍGUEZ</b>	CUNA DE CAMPEONES	HONDA		<b>2:03.822</b>	147.6	12



# EUROPEAN TALENT CUP

## FIM CEV REPSOL MOTORLAND ARAGÓN

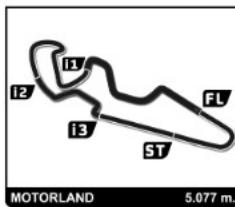
### Qualifying practice 2 - "GrB"

### Analysis

■ Personal Best ■ Session Best ■ Crossing the finish line in pit lane

Lap	Time	Sector 1	Sector 2	Sector 3	Sector 4	Elapsed	Lap	Time	Sector 1	Sector 2	Sector 3	Sector 4	Elapsed
<b>4</b>	<b>Kiko MARIA</b>					POR	9	4:57.549	3:19.240	41.014	23.939	33.356	33:34.473
	LEOPARD IMPALA JUNIOR TEAM					HONDA	10	2:12.894	38.508	36.332	24.090	33.964	35:47.367
1	2:39.664	1:03.202	37.134	24.316	35.012	2:39.664	11	2:10.675	36.809	36.117	<b>23.898</b>	33.851	37:58.042
2	2:21.694	48.459	36.021	23.688	33.526	5:01.358	12	2:11.348	37.030	36.307	23.984	34.027	40:09.390
3	2:08.244	35.891	35.673	23.413	33.267	7:09.602	<b>15</b>	<b>Julen AVILA</b>					SPA
4	2:07.983	35.959	35.458	23.370	33.196	9:17.585		F. ANDREAS PÉREZ - LARRESPOR'					HONDA
5	2:07.580	35.809	35.344	23.220	33.207	11:25.165	1	5:47.958	4:13.753	37.339	23.703	33.163	5:47.958
6	2:13.775 <b>B</b>	35.992	35.631	23.489	38.663	13:38.940	2	2:06.239	35.328	34.869	23.616	32.426	7:54.197
7	8:39.745	7:03.688	37.669	24.670	33.718	22:18.685	3	2:06.633	35.225	35.174	23.506	32.728	10:00.830
8	2:08.025	35.967	35.585	23.282	33.191	24:26.710	4	2:05.998	35.476	<b>34.749</b>	23.423	32.350	12:06.828
9	2:07.959	35.700	35.516	23.387	33.356	26:34.669	5	2:05.790	<b>34.982</b>	34.922	<b>23.337</b>	32.549	14:12.618
10	2:07.744	35.713	35.559	23.282	33.190	28:42.413	6	<b>2:05.678</b>	35.088	34.849	23.448	32.293	16:18.296
11	2:07.664	35.753	35.485	23.266	33.160	30:50.077	7	2:17.748 <b>B</b>	35.507	38.913	24.339	38.989	18:36.044
12	2:07.595	35.658	35.451	23.298	33.188	32:57.672	8	15:25.561	...	35.453	23.472	32.646	34:01.605
13	2:17.254	40.591	37.631	24.967	34.065	35:14.926	9	2:06.535	35.289	35.260	23.470	32.516	36:08.140
14	2:07.611	35.838	35.262	23.237	33.274	37:22.537	10	2:06.838	35.289	35.334	23.535	32.680	38:14.978
15	2:16.793	45.178	35.221	23.236	33.158	39:39.330	11	2:05.916	35.192	35.056	23.478	<b>32.190</b>	40:20.894
16	<b>2:06.834</b>	<b>35.411</b>	<b>35.167</b>	<b>23.213</b>	<b>33.043</b>	41:46.164	<b>20</b>	<b>Jack HART</b>					GBR
<b>5</b>	<b>Lorenzo FELLON</b>					FRA		WILSON RACING					HONDA
	ZF GRAND PRIX SCHOOL					HONDA	1	2:45.996	1:12.891	36.583	23.986	32.536	2:45.996





# EUROPEAN TALENT CUP

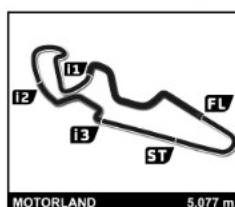
## FIM CEV REPSOL MOTORLAND ARAGÓN

### Qualifying practice 2 - "GrB"

### Analysis

■ Personal Best ■ Session Best B Crossing the finish line in pit lane

Lap	Time	Sector 1	Sector 2	Sector 3	Sector 4	Elapsed	Lap	Time	Sector 1	Sector 2	Sector 3	Sector 4	Elapsed	
<b>23</b>	<b>Álex MILLÁN</b>						SPA	3	2:06.320	35.206	35.109	23.470	32.535	10:00.770
	HAWKERS KARBUM ARO						HONDA	4	2:05.538	35.073	<b>34.777</b>	23.070	32.618	12:06.308
1	2:43.989	1:10.983	36.680	23.635	32.691	2:43.989	5	2:14.595 <b>B</b>	35.206	36.032	23.489	39.868	14:20.903	
2	2:06.538	35.098	35.445	23.410	32.585	4:50.527	6	19:06.126	...	36.285	23.696	32.682	33:27.029	
3	2:05.595	35.186	34.956	23.159	32.294	6:56.122	7	2:06.832	35.287	35.551	23.663	<b>32.331</b>	35:33.861	
4	2:06.682	35.814	35.221	23.247	32.400	9:02.804	8	2:06.207	34.987	35.154	23.324	32.742	37:40.068	
5	2:05.660	35.098	34.898	23.155	32.509	11:08.464	9	2:05.346	35.074	34.988	22.948	32.336	39:45.414	
6	2:05.391	35.177	34.776	23.034	32.404	13:13.855	10	<b>2:04.927</b>	<b>34.903</b>	34.787	<b>22.858</b>	32.379	41:50.341	
7	2:06.138	34.994	35.074	23.488	32.582	15:19.993	<b>32</b>	<b>Jenny RUOKOLAINEN</b>						FIN
8	2:10.326 <b>B</b>	35.090	<b>34.674</b>	22.961	37.601	17:30.319		TRACK PUNK RACING						HONDA
9	15:58.161	...	35.712	23.094	32.534	33:28.480	1	2:40.038	1:03.438	38.510	24.587	33.503	2:40.038	
10	2:05.272	34.978	34.687	23.233	32.374	35:33.752	2	2:12.509	37.763	36.964	24.335	33.447	4:52.547	
11	2:04.902	<b>34.882</b>	35.052	23.035	<b>31.933</b>	37:38.654	3	2:10.794	37.149	36.627	24.110	32.908	7:03.341	
12	<b>2:04.778</b>	34.928	34.821	23.052	31.977	39:43.432	4	2:10.296	36.397	36.398	24.471	33.030	9:13.637	
13	2:05.480	35.142	35.091	<b>22.894</b>	32.353	41:48.912	5	2:09.729	36.250	36.094	24.036	33.349	11:23.366	
<b>27</b>	<b>Tommaso CAVADINI</b>						SWI	6	2:19.375 <b>B</b>	37.629	36.545	24.403	40.798	13:42.741
	TEAM MTA - DINOIL						HONDA	7	9:34.798	8:00.200	36.838	24.541	33.219	23:17.539
1	3:32.603	1:57.936	36.840	24.401	33.426	3:32.603	8	2:50.872 <b>B</b>	50.548	48.558	28.234	43.532	26:08.411	
2	2:08.615	36.119	35.527	23.762	33.207	5:41.218	9	7:24.510	5:50.645	36.638	24.206	33.021	33:32.921	
3	2:07.934	35.726	35.422	23.793	32.993	7:49.152	10	2:09.579	<b>36.086</b>	<b>36.035</b>	24.204	33.254	35:42.500	
							11	2:09.435	36.437	36.058	23.912	33.028	37:51.935	
							12	<b>2:08.157</b>	36.558	36.015	23.905	33.155	40:04.079	



# EUROPEAN TALENT CUP

## FIM CEV REPSOL MOTORLAND ARAGÓN

### Qualifying practice 2 - "GrB"

### Analysis

■ Personal Best ■ Session Best B Crossing the finish line in pit lane

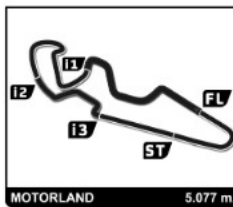
Lap	Time	Sector 1	Sector 2	Sector 3	Sector 4	Elapsed	Lap	Time	Sector 1	Sector 2	Sector 3	Sector 4	Elapsed
3	2:07.217	35.411	35.259	23.726	32.821	7:49.202	8	2:09.110	36.039	35.796	24.001	33.274	19:44.363
4	2:07.652	35.770	35.321	23.522	33.039	9:56.854	9	2:09.887	36.109	35.674	25.324	<b>32.780</b>	21:54.250
5	2:07.088	35.593	35.204	23.285	33.006	12:03.942	10	<b>2:08.151</b>	35.689	<b>35.571</b>	23.798	33.093	24:02.401
6	2:07.509	35.732	35.347	23.384	33.046	14:11.451	11	2:09.047	36.078	35.902	23.874	33.193	26:11.448
7	2:07.141	35.615	35.326	23.253	32.947	16:18.592	12	2:15.437 <b>B</b>	36.597	36.166	24.233	38.441	28:26.885
8	2:23.491 <b>B</b>	40.807	36.472	25.167	41.045	18:42.083	13	7:05.223	5:26.639	38.516	25.905	34.163	35:32.108
9	15:08.483	...	36.089	23.621	32.811	33:50.566	14	2:08.397	35.888	35.728	<b>23.721</b>	33.060	37:40.505
10	2:06.545	35.344	35.197	23.347	32.657	35:57.111	15	2:08.266	<b>35.586</b>	36.037	23.769	32.874	39:48.771
11	2:06.221	<b>35.299</b>	35.104	23.265	32.553	38:03.332	16	2:08.643	35.874	35.758	23.780	33.231	41:57.414
12	<b>2:05.518</b>	35.313	<b>34.761</b>	<b>23.138</b>	<b>32.306</b>	40:08.850							

<b>49</b>	<b>Julio GARCÍA</b>	SPA
	JEREZ ANDALUCIA MOTOR TALEN'	HONDA

1	2:45.544	1:12.350	36.501	23.962	32.731	2:45.544
2	2:07.729	35.781	35.441	23.869	32.638	4:53.273
3	2:07.607	35.687	35.646	23.681	32.593	7:00.880
4	2:07.509	35.661	35.270	23.718	32.860	9:08.389
5	2:07.024	35.340	35.559	23.491	32.634	11:15.413
6	2:14.461	42.705	35.496	23.466	32.794	13:29.874
7	2:06.321	35.376	35.152	23.308	32.485	15:36.195
8	2:06.784	<b>35.291</b>	35.341	23.584	32.568	17:42.979
9	2:06.313	35.334	35.264	23.273	<b>32.442</b>	19:49.292
10	2:10.040	35.500	35.500	23.000	32.000	21:59.332

<b>54</b>	<b>Fermin ALDEGUER</b>	SPA
	BESTER CAPITAL DUBAI	HONDA

1	4:53.586	3:21.740	35.849	23.514	32.483	4:53.586
2	2:07.075	35.599	35.390	23.376	32.710	7:00.661
3	2:06.448	35.226	35.037	23.430	32.755	9:07.109
4	2:12.989	35.881	39.504	24.854	32.750	11:20.098
5	2:04.772	34.913	34.758	23.019	<b>32.082</b>	13:24.870
6	2:05.481	34.853	34.880	23.013	32.735	15:30.351
7	2:10.860	36.825	37.713	23.567	32.755	17:41.211
8	2:05.024	34.703	34.902	23.119	32.300	19:46.235
9	2:21.168 <b>B</b>	39.255	37.651	24.340	39.922	22:07.403
10	11:22.264	9:50.819	35.762	23.071	32.612	33:29.667
11	2:04.500	34.744	34.704	23.000	32.100	35:34.167



## EUROPEAN TALENT CUP

### FIM CEV REPSOL MOTORLAND ARAGÓN

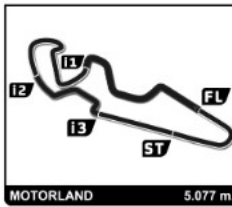
#### Qualifying practice 2 - "GrB"

#### Analysis

■ Personal Best ■ Session Best B Crossing the finish line in pit lane

Lap	Time	Sector 1	Sector 2	Sector 3	Sector 4	Elapsed	Lap	Time	Sector 1	Sector 2	Sector 3	Sector 4	Elapsed	
<b>69</b>	<b>Marcos RUDA</b> SPA							4	2:16.506	40.590	37.312	25.046	33.558	9:09.006
	CUNA DE CAMPEONES HONDA							5	2:12.405	38.010	36.319	24.666	33.410	11:21.411
1	8:31.431	6:53.508	39.808	25.150	32.965	8:31.431	6	2:11.336	37.518	<b>36.142</b>	24.274	33.402	13:32.747	
2	2:06.700	35.354	35.068	23.606	32.672	10:38.131	7	2:11.054	<b>36.608</b>	36.553	24.340	33.553	15:43.801	
3	2:06.573	35.238	35.162	23.686	32.487	12:44.704	8	2:25.269 B	38.512	37.179	24.643	44.935	18:09.070	
4	2:06.301	35.289	35.089	23.518	32.405	14:51.005	9	15:19.339	...	37.712	24.358	33.326	33:28.409	
5	2:07.095	35.584	35.389	23.720	32.402	16:58.100	10	2:10.898	36.852	36.299	24.264	33.483	35:39.307	
6	2:06.278	35.328	35.086	23.507	32.357	19:04.378	11	<b>2:10.437</b>	36.845	36.207	<b>24.002</b>	33.383	37:49.744	
7	2:16.966 B	35.557	36.788	24.527	40.094	21:21.344	12	2:10.595	36.759	36.521	24.223	<b>33.092</b>	40:00.339	
8	12:03.961	...	34.972	23.716	32.483	33:25.305	<b>80</b>	<b>David ALONSO</b> SPA						
9	2:05.486	<b>34.819</b>	<b>34.639</b>	23.848	32.180	35:30.791		SAMA QATAR ÁNGEL NIETO TEAM HONDA						
10	2:05.817	35.067	34.918	23.291	32.541	37:36.608	1	2:51.368	1:16.556	36.630	24.506	33.676	2:51.368	
11	2:06.705	35.414	36.062	<b>23.241</b>	31.988	39:43.313	2	2:08.062	36.088	35.483	23.575	32.916	4:59.430	
12	<b>2:05.465</b>	34.991	35.413	23.306	<b>31.755</b>	41:48.778	3	2:06.573	35.321	35.075	23.665	32.512	7:06.003	
<b>72</b>	<b>Mattia FALZONE</b> ITA							4	2:07.512	35.826	35.397	23.845	32.444	9:13.515
	SIC 58 SQUADRA CORSE HONDA							5	2:05.836	35.130	<b>34.766</b>	23.312	32.628	11:19.351
1	2:45.815	1:12.285	36.948	23.966	32.616	2:45.815	6	2:05.635	35.118	34.830	23.215	32.472	13:24.986	
2	2:07.953	35.986	36.068	23.471	32.428	4:53.768	7	2:17.757 B	38.567	35.437	23.613	40.140	15:42.743	
3	2:07.563	36.333	35.592	23.572	<b>32.066</b>	7:01.331	8	9:52.060 B	8:12.579	35.255	23.321	40.905	25:34.803	
4	2:06.784	35.474	35.398	23.698	32.214	9:08.115	9	9:56.888	8:23.844	35.995	24.333	32.716	35:31.691	
							10	2:05.743	35.014	34.998	23.185	32.546	37:37.434	
							11	2:05.055	<b>34.695</b>	35.449	<b>23.995</b>	32.457	39:42.989	





# EUROPEAN TALENT CUP

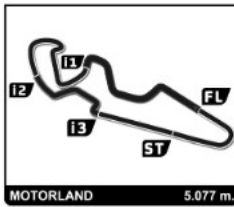
## FIM CEV REPSOL MOTORLAND ARAGÓN

### Qualifying practice 2 - "GrB"

### Analysis

■ Personal Best ■ Session Best B Crossing the finish line in pit lane

Lap	Time	Sector 1	Sector 2	Sector 3	Sector 4	Elapsed	Lap	Time	Sector 1	Sector 2	Sector 3	Sector 4	Elapsed
<b>4</b> Kiko MARIA POR							LEOPARD IMPALA JUNIOR TEAM HONDA						
1	2:39.664	<u>1:03.202</u>	37.134	24.316	35.012	2:39.664	9	4:57.549	<u>3:19.240</u>	<u>41.014</u>	23.939	33.356	33:34.473
2	2:21.694	<u>48.459</u>	36.021	23.688	33.526	5:01.358	10	2:12.894	38.508	36.332	24.090	33.964	35:47.367
3	2:08.244	35.891	35.673	23.413	33.267	7:09.602	11	2:10.675	36.809	36.117	<b>23.898</b>	33.851	37:58.042
4	2:07.983	35.959	35.458	23.370	33.196	9:17.585	12	2:11.348	37.030	36.307	23.984	34.027	40:09.390
5	2:07.580	35.809	35.344	23.220	33.207	11:25.165	<b>15</b> Julen AVILA SPA						
6	2:13.775 B	35.992	35.631	23.489	<u>38.663</u>	13:38.940	F. ANDREAS PÉREZ - LARRESPOR HONDA						
7	8:39.745	<u>7:03.688</u>	37.669	24.670	33.718	22:18.685	1	5:47.958	<u>4:13.753</u>	37.339	23.703	33.163	5:47.958
8	2:08.025	35.967	35.585	23.282	33.191	24:26.710	2	2:06.239	35.328	34.869	23.616	32.426	7:54.197
9	2:07.959	35.700	35.516	23.387	33.356	26:34.669	3	2:06.633	35.225	35.174	23.506	32.728	10:00.830
10	2:07.744	35.713	35.559	23.282	33.190	28:42.413	4	2:05.998	35.476	<b>34.749</b>	23.423	32.350	12:06.828
11	2:07.664	35.753	35.485	23.266	33.160	30:50.077	5	2:05.790	<b>34.982</b>	34.922	<b>23.337</b>	32.549	14:12.618
12	2:07.595	35.658	35.451	23.298	33.188	32:57.672	6	<b>2:05.678</b>	35.088	34.849	23.448	32.293	16:18.296
13	2:17.254	<u>40.591</u>	37.631	24.967	34.065	35:14.926	7	2:17.748 B	35.507	38.913	24.339	<u>38.989</u>	18:36.044
14	2:07.611	35.838	35.262	23.237	33.274	37:22.537	8	15:25.561	...	35.453	23.472	32.646	34:01.605
15	2:16.793	<u>45.178</u>	35.221	23.236	33.158	39:39.330	9	2:06.535	35.289	35.260	23.470	32.516	36:08.140
16	<b>2:06.834</b>	<b>35.411</b>	<b>35.167</b>	<b>23.213</b>	<b>33.043</b>	41:46.164	10	2:06.838	35.289	35.334	23.535	32.680	38:14.978
<b>5</b> Lorenzo FELLON FRA							<b>20</b> Jack HART GBR						
ZF GRAND PRIX SCHOOL HONDA							WILSON RACING HONDA						
1	2:45.996	<u>1:12.891</u>	36.583	23.986	32.536	2:45.996	1	2:45.996	<u>1:12.891</u>	36.583	23.986	32.536	2:45.996



# EUROPEAN TALENT CUP

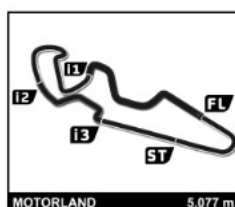
## FIM CEV REPSOL MOTORLAND ARAGÓN

### Qualifying practice 2 - "GrB"

### Analysis

■ Personal Best ■ Session Best ■ Crossing the finish line in pit lane

Lap	Time	Sector 1	Sector 2	Sector 3	Sector 4	Elapsed	Lap	Time	Sector 1	Sector 2	Sector 3	Sector 4	Elapsed	
<b>23</b>	<b>Álex MILLÁN</b>						SPA	3	2:06.320	35.206	35.109	23.470	32.535	10:00.770
	HAWKERS KARBIUM ARO						HONDA	4	2:05.538	35.073	<b>34.777</b>	23.070	32.618	12:06.308
1	2:43.989	<u>1:10.983</u>	36.680	23.635	32.691	2:43.989	5	2:14.595 <b>B</b>	35.206	36.032	23.489	<u>39.868</u>	14:20.903	
2	2:06.538	35.098	35.445	23.410	32.585	4:50.527	6	19:06.126	...	36.285	23.696	32.682	33:27.029	
3	2:05.595	35.186	34.956	23.159	32.294	6:56.122	7	2:06.832	35.287	35.551	23.663	<b>32.331</b>	35:33.861	
4	2:06.682	35.814	35.221	23.247	32.400	9:02.804	8	2:06.207	34.987	35.154	23.324	32.742	37:40.068	
5	2:05.660	35.098	34.898	23.155	32.509	11:08.464	9	2:05.346	35.074	34.988	22.948	32.336	39:45.414	
6	2:05.391	35.177	34.776	23.034	32.404	13:13.855	10	<b>2:04.927</b>	<b>34.903</b>	34.787	<b>22.858</b>	32.379	41:50.341	
7	2:06.138	34.994	35.074	23.488	32.582	15:19.993	<b>32</b>	<b>Jenny RUOKOLAINEN</b>						
8	2:10.326 <b>B</b>	35.090	<b>34.674</b>	22.961	37.601	17:30.319		TRACK PUNK RACING						
9	15:58.161	...	35.712	23.094	32.534	33:28.480	1	2:40.038	<u>1:03.438</u>	38.510	24.587	33.503	2:40.038	
10	2:05.272	34.978	34.687	23.233	32.374	35:33.752	2	2:12.509	37.763	36.964	24.335	33.447	4:52.547	
11	2:04.902	<b>34.882</b>	35.052	23.035	<b>31.933</b>	37:38.654	3	2:10.794	37.149	36.627	24.110	32.908	7:03.341	
12	<b>2:04.778</b>	34.928	34.821	23.052	31.977	39:43.432	4	2:10.296	36.397	36.398	24.471	33.030	9:13.637	
13	2:05.480	35.142	35.091	<b>22.894</b>	32.353	41:48.912	5	2:09.729	36.250	36.094	24.036	33.349	11:23.366	
<b>27</b>	<b>Tommaso CAVADINI</b>						SWI	6	2:19.375 <b>B</b>	37.629	36.545	24.403	40.798	13:42.741
	TEAM MTA - DINOIL						HONDA	7	9:34.798	<u>8:00.200</u>	36.838	24.541	33.219	23:17.539
1	3:32.603	<u>1:57.936</u>	36.840	24.401	33.426	3:32.603	8	2:50.872 <b>B</b>	<u>50.548</u>	<u>48.558</u>	<u>28.234</u>	<u>43.532</u>	26:08.411	
2	2:08.615	36.119	35.527	23.762	33.207	5:41.218	9	7:24.510	<u>5:50.645</u>	36.638	24.206	33.021	33:32.921	
3	2:07.934	35.726	35.422	23.793	32.993	7:49.152	10	2:09.579	<b>36.086</b>	<b>36.035</b>	24.204	33.254	35:42.500	
							11	2:09.435	36.437	36.058	23.912	33.028	37:51.935	
							12	<b>2:08.167</b>	36.558	36.215	<b>23.827</b>	<b>32.407</b>	40:04.079	



# EUROPEAN TALENT CUP

## FIM CEV REPSOL MOTORLAND ARAGÓN

### Qualifying practice 2 - "GrB"

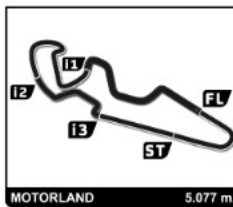
### Analysis

■ Personal Best ■ Session Best B Crossing the finish line in pit lane

Lap	Time	Sector 1	Sector 2	Sector 3	Sector 4	Elapsed	Lap	Time	Sector 1	Sector 2	Sector 3	Sector 4	Elapsed
3	2:07.217	35.411	35.259	23.726	32.821	7:49.202	8	2:09.110	36.039	35.796	24.001	33.274	19:44.363
4	2:07.652	35.770	35.321	23.522	33.039	9:56.854	9	2:09.887	36.109	35.674	25.324	32.780	21:54.250
5	2:07.088	35.593	35.204	23.285	33.006	12:03.942	10	2:08.151	35.689	35.571	23.798	33.093	24:02.401
6	2:07.509	35.732	35.347	23.384	33.046	14:11.451	11	2:09.047	36.078	35.902	23.874	33.193	26:11.448
7	2:07.141	35.615	35.326	23.253	32.947	16:18.592	12	2:15.437 B	36.597	36.166	24.233	38.441	28:26.885
8	2:23.491 B	40.807	36.472	25.167	41.045	18:42.083	13	7:05.223	5:26.639	38.516	25.905	34.163	35:32.108
9	15:08.483	...	36.089	23.621	32.811	33:50.566	14	2:08.397	35.888	35.728	23.721	33.060	37:40.505
10	2:06.545	35.344	35.197	23.347	32.657	35:57.111	15	2:08.266	35.586	36.037	23.769	32.874	39:48.771
11	2:06.221	35.299	35.104	23.265	32.553	38:03.332	16	2:08.643	35.874	35.758	23.780	33.231	41:57.414
12	2:05.518	35.313	34.761	23.138	32.306	40:08.850							

49 Julio GARCÍA		SPA					
JEREZ ANDALUCIA MOTOR TALEN'		HONDA					
1	2:45.544	1:12.350	36.501	23.962	32.731	2:45.544	
2	2:07.729	35.781	35.441	23.869	32.638	4:53.273	
3	2:07.607	35.687	35.646	23.681	32.593	7:00.880	
4	2:07.509	35.661	35.270	23.718	32.860	9:08.389	
5	2:07.024	35.340	35.559	23.491	32.634	11:15.413	
6	2:14.461	42.705	35.496	23.466	32.794	13:29.874	
7	2:06.321	35.376	35.152	23.308	32.485	15:36.195	
8	2:06.784	35.291	35.341	23.584	32.568	17:42.979	
9	2:06.313	35.334	35.264	23.273	32.442	19:49.292	
10	2:10.040	35.500	35.500	23.000	32.000	22:05.000	

54 Fermin ALDEGUER		SPA					
BESTER CAPITAL DUBAI		HONDA					
1	4:53.586	3:21.740	35.849	23.514	32.483	4:53.586	
2	2:07.075	35.599	35.390	23.376	32.710	7:00.661	
3	2:06.448	35.226	35.037	23.430	32.755	9:07.109	
4	2:12.989	35.881	39.504	24.854	32.750	11:20.098	
5	2:04.772	34.913	34.758	23.019	32.082	13:24.870	
6	2:05.481	34.853	34.880	23.013	32.735	15:30.351	
7	2:10.860	36.825	37.713	23.567	32.755	17:41.211	
8	2:05.024	34.703	34.902	23.119	32.300	19:46.235	
9	2:21.168 B	39.255	37.651	24.340	39.922	22:07.403	
10	11:22.264	9:50.819	35.762	23.071	32.612	33:29.667	
11	2:04.500	34.744	34.704	23.000	32.400	35:34.067	



# EUROPEAN TALENT CUP

## FIM CEV REPSOL MOTORLAND ARAGÓN

### Qualifying practice 2 - "GrB"

### Analysis

■ Personal Best ■ Session Best B Crossing the finish line in pit lane

Lap	Time	Sector 1	Sector 2	Sector 3	Sector 4	Elapsed	Lap	Time	Sector 1	Sector 2	Sector 3	Sector 4	Elapsed	
<b>69</b>	<b>Marcos RUDA</b> SPA							4	2:16.506	40.590	37.312	25.046	33.558	9:09.006
	CUNA DE CAMPEONES HONDA							5	2:12.405	38.010	36.319	24.666	33.410	11:21.411
1	8:31.431	6:53.508	39.808	25.150	32.965	8:31.431	6	2:11.336	37.518	36.142	24.274	33.402	13:32.747	
2	2:06.700	35.354	35.068	23.606	32.672	10:38.131	7	2:11.054	36.608	36.553	24.340	33.553	15:43.801	
3	2:06.573	35.238	35.162	23.686	32.487	12:44.704	8	2:25.269B	38.512	37.179	24.643	44.935	18:09.070	
4	2:06.301	35.289	35.089	23.518	32.405	14:51.005	9	15:19.339	...	37.712	24.358	33.326	33:28.409	
5	2:07.095	35.584	35.389	23.720	32.402	16:58.100	10	2:10.898	36.852	36.299	24.264	33.483	35:39.307	
6	2:06.278	35.328	35.086	23.507	32.357	19:04.378	11	2:10.437	36.845	36.207	24.002	33.383	37:49.744	
7	2:16.966B	35.557	36.788	24.527	40.094	21:21.344	12	2:10.595	36.759	36.521	24.223	33.092	40:00.339	
8	12:03.961	...	34.972	23.716	32.483	33:25.305								
9	2:05.486	34.819	34.639	23.848	32.180	35:30.791	<b>80</b>	<b>David ALONSO</b> SPA						
10	2:05.817	35.067	34.918	23.291	32.541	37:36.608		SAMA QATAR ÁNGEL NIETO TEAM HONDA						
11	2:06.705	35.414	36.062	23.241	31.988	39:43.313	1	2:51.368	1:16.556	36.630	24.506	33.676	2:51.368	
12	2:05.465	34.991	35.413	23.306	31.755	41:48.778	2	2:08.062	36.088	35.483	23.575	32.916	4:59.430	
							3	2:06.573	35.321	35.075	23.665	32.512	7:06.003	
<b>72</b>	<b>Mattia FALZONE</b> ITA						4	2:07.512	35.826	35.397	23.845	32.444	9:13.515	
	SIC 58 SQUADRA CORSE HONDA						5	2:05.836	35.130	34.766	23.312	32.628	11:19.351	
1	2:45.815	1:12.285	36.948	23.966	32.616	2:45.815	6	2:05.635	35.118	34.830	23.215	32.472	13:24.986	
2	2:07.953	35.986	36.068	23.471	32.428	4:53.768	7	2:17.757B	38.567	35.437	23.613	40.140	15:42.743	
3	2:07.563	36.333	35.592	23.572	32.066	7:01.331	8	9:52.060B	8:12.579	35.255	23.321	40.905	25:34.803	
4	2:06.784	35.474	35.398	23.698	32.214	9:08.115	9	9:56.888	8:23.844	35.995	24.333	32.716	35:31.691	
							10	2:05.743	35.014	34.998	23.185	32.546	37:37.434	
							11	2:05.055	34.606	35.440	23.000	32.457	39:42.889	