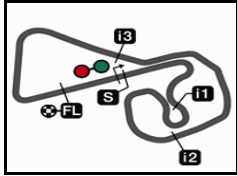


Sachsenring

Results and timing service provided by **TISSOT**

3671 m.

HJC HELMETS MOTORRAD GRAND PRIX DEUTSCHLAND

Junior

Free Practice Classification



Rider	Nation	Team	Motorcycle	Time	Lap Total	Gap	Top Speed
1 111 Dominik BLERSCH	GER	-	RC390CUP	1'40.961	8 15		167.9
2 28 Lennox LEHMANN	GER	Freudenberg WorldSSP ACADEM	RC390CUP	1'41.373	9 9	0.412 0.412	165.7
3 9 Freddie HEINRICH	GER	-	RC390CUP	1'42.343	13 16	1.382 0.970	169.4
4 29 Valentin FRÜHAUF	GER	ADAC Sachsen e.V.	RC390CUP	1'42.526	13 16	1.565 0.183	164.0
5 10 Markus SCHORMAIR	GER	ADAC Team Südbayern e.V.	RC390CUP	1'42.864	7 13	1.903 0.338	168.0
6 3 Justin HÄNSE	GER	ADAC Hessen-Thüringen e.V.	RC390CUP	1'42.900	10 17	1.939 0.036	167.3
7 21 Lennard GÖTTLICH	GER	ADAC Racing Team AMC Sari e.V	RC390CUP	1'42.959	9 9	1.998 0.059	167.0
8 58 Patrik CARDA	CZE	OCPSPED racing team	RC390CUP	1'43.030	13 13	2.069 0.071	164.5
9 93 Maksym KOVALOV	UKR	-	RC390CUP	1'43.053	7 16	2.092 0.023	166.9
10 18 Andreas KOFLER	AUT	MSV-Schwanenstadt	RC390CUP	1'43.082	15 15	2.121 0.029	166.6
11 117 Marcel BLERSCH	GER	ADAC Württemberg e.V.	RC390CUP	1'43.183	13 14	2.222 0.101	162.1
12 46 Dustin SCHNEIDER	GER	ADAC Racing Team AMC Sari e.V	RC390CUP	1'43.311	7 16	2.350 0.128	172.6
13 16 Lucy MICHEL	GER	ADAC Racing Team AMC Sari e.V	RC390CUP	1'43.785	12 12	2.824 0.474	167.5
14 119 Lukas SIMON	CZE	L.S.RacingTeam z.s.	RC390CUP	1'43.842	14 17	2.881 0.057	166.3
15 62 Petr PELECH	CZE	AUTODAREX,Malminibike	RC390CUP	1'44.527	13 14	3.566 0.685	167.3
16 6 Benjamin BAUMGARTNE	AUT	-	RC390CUP	1'44.773	14 14	3.812 0.246	165.1
17 156 Jonas KOCOUREK	CZE	-	RC390CUP	1'45.121	14 15	4.160 0.348	168.1
18 51 Marvin MAISLINGER	AUT	-	RC390CUP	1'45.630	8 16	4.669 0.509	163.9
19 39 Ehor DIDENKO	UKR	-	RC390CUP	1'45.765	10 14	4.804 0.135	167.7
20 91 Jonas Robin HOLLÄNDE	GER	-	RC390CUP	1'46.122	4 10	5.161 0.357	162.5
21 22 Gerrit MALY	GER	-	RC390CUP	1'47.352	12 15	6.391 1.230	165.8
22 124 Julius Caesar RÖRIG	GER	MCA Racing	RC390CUP	1'47.476	13 15	6.515 0.124	166.1
23 45 Florian MANSEL	GER	ADAC Team Südbayern e.V.	RC390CUP	1'51.827	15 16	10.866 4.351	159.8

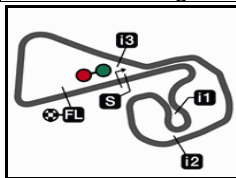
Practice condition: **Dry**Air: **25°**Humidity: **34%**Ground: **38°**

Fastest Lap:	Lap: 8	Dominik BLERSCH	1'40.961	130.8 Km/h
Best Race Lap:	2018	Jan-Ole JÄHNIG	1'34.202	140.2 Km/h
All Time Lap Record:	2018	Jan-Ole JÄHNIG	1'33.534	141.2 Km/h

The results are provisional until the end of the limit for protest and appeals.

Time limit for protest expires 30' after publication of the results - Time:

DORNA DATA PROCESSING TIMING SERVICE DORNA DATA PROCESSING TIMING SERVICE DORNA DATA PROCESSING TIMING SERVICE DORNA DATA PROCESSING TIMING SERVICE DORNA DATA PROCESSING TIMING SERVICE DORNA DATA PROCESSING TIMING SERVICE DORNA DATA PROCESSING TIMING SERVICE DORNA DATA PROCESSING TIMING SERVICE DORNA DATA PROCCESSS



3671 m.

HJC HELMETS MOTORRAD GRAND PRIX DEUTSCHLAND

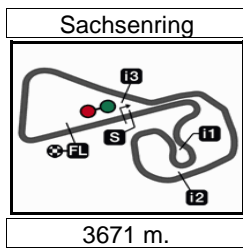
Free Practice

Best Partial Times

Junior

IT Ideal Lap Time, sum of the best partial times*BT* Best Lap Time

<i>T1</i>		<i>T2</i>		<i>T3</i>		<i>T4</i>				<i>IT</i>	<i>BT</i>	
Pos	Rider	Time	Rider	Time	Rider	Time	Rider	Time	Pos	Rider		
1	D.BLERSCH	23.795	L.LEHMANN	27.038	D.BLERSCH	23.377	D.BLERSCH	26.365	1	D.BLERSCH	1'40.609	1'40.961 (1)
2	D.SCHNEIDER	23.878	D.BLERSCH	27.072	J.HÄNSE	23.496	A.KOFLER	26.682	2	L.LEHMANN	1'41.367	1'41.373 (2)
3	M.KOVALOV	23.912	V.FRÜHAUF	27.364	L.LEHMANN	23.499	L.LEHMANN	26.865	3	F.HEINRICH	1'42.118	1'42.343 (3)
4	J.HÄNSE	23.938	F.HEINRICH	27.430	F.HEINRICH	23.583	V.FRÜHAUF	26.937	4	V.FRÜHAUF	1'42.246	1'42.526 (4)
5	L.LEHMANN	23.965	P.CARDA	27.479	M.BLERSCH	23.724	M.SCHORMAIR	26.980	5	J.HÄNSE	1'42.356	1'42.900 (6)
6	A.KOFLER	23.975	M.BLERSCH	27.530	M.SCHORMAIR	23.729	M.BLERSCH	27.003	6	M.BLERSCH	1'42.478	1'43.183 (11)
7	F.HEINRICH	24.035	M.KOVALOV	27.669	L.GÖTTLICH	23.819	F.HEINRICH	27.070	7	M.KOVALOV	1'42.578	1'43.053 (9)
8	P.CARDA	24.038	M.SCHORMAIR	27.711	D.SCHNEIDER	23.834	M.KOVALOV	27.096	8	M.SCHORMAI	1'42.587	1'42.864 (5)
9	L.GÖTTLICH	24.046	J.HÄNSE	27.770	V.FRÜHAUF	23.854	J.HÄNSE	27.152	9	A.KOFLER	1'42.600	1'43.082 (10)
10	V.FRÜHAUF	24.091	L.SIMON	27.775	M.KOVALOV	23.901	J.KOCOUREK	27.171	10	L.GÖTTLICH	1'42.848	1'42.959 (7)
11	M.SCHORMAIR	24.167	L.GÖTTLICH	27.804	L.SIMON	23.911	L.GÖTTLICH	27.179	11	P.CARDA	1'42.912	1'43.030 (8)
12	M.BLERSCH	24.221	A.KOFLER	27.827	P.CARDA	24.029	P.PELECH	27.205	12	D.SCHNEIDER	1'42.967	1'43.311 (12)
13	J.KOCOUREK	24.368	L.MICHEL	27.842	L.MICHEL	24.101	B.BAUMGARTNE	27.210	13	L.SIMON	1'43.508	1'43.842 (14)
14	L.MICHEL	24.519	P.PELECH	27.976	A.KOFLER	24.116	D.SCHNEIDER	27.239	14	L.MICHEL	1'43.785	1'43.785 (13)
15	L.SIMON	24.521	D.SCHNEIDER	28.016	B.BAUMGARTNE	24.369	L.SIMON	27.301	15	P.PELECH	1'44.294	1'44.527 (15)
16	M.MAISLINGER	24.522	M.MAISLINGER	28.114	P.PELECH	24.514	L.MICHEL	27.323	16	J.KOCOUREK	1'44.491	1'45.121 (17)
17	E.DIDENKO	24.572	J.KOCOUREK	28.150	J.HOLLÄNDER	24.726	P.CARDA	27.366	17	B.BAUMGART	1'44.773	1'44.773 (16)
18	J.HOLLÄNDER	24.575	J.HOLLÄNDER	28.346	J.KOCOUREK	24.802	E.DIDENKO	27.410	18	M.MAISLINGE	1'45.002	1'45.630 (18)
19	P.PELECH	24.599	E.DIDENKO	28.384	G.MALY	24.805	M.MAISLINGER	27.537	19	E.DIDENKO	1'45.189	1'45.765 (19)
20	B.BAUMGARTNE	24.781	B.BAUMGARTNE	28.413	E.DIDENKO	24.823	G.MALY	27.962	20	J.HOLLÄNDER	1'45.652	1'46.122 (20)
21	G.MALY	25.134	J.RÖRIG	28.726	M.MAISLINGER	24.829	J.HOLLÄNDER	28.005	21	G.MALY	1'46.866	1'47.352 (21)
22	J.RÖRIG	25.175	G.MALY	28.965	J.RÖRIG	24.978	J.RÖRIG	28.239	22	J.RÖRIG	1'47.118	1'47.476 (22)
23	F.MANSEL	26.269	F.MANSEL	30.027	F.MANSEL	26.026	F.MANSEL	29.020	23	F.MANSEL	1'51.342	1'51.827 (23)



Results and timing service provided by **TISSOT**

Junior

HJC HELMETS MOTORRAD GRAND PRIX DEUTSCHLAND

Free Practice

Chronological Analysis of Performances

* Lap / Sector time cancelled

T1 Time from finish line to 1st intermediate

T3 Time from 2nd intermed. to 3rd intermed.

P Crossing the finish line in pit lane

T2 Time from 1st intermed. to 2nd intermed.

T4 Time from 3rd intermediate to finish line

Lap	Lap Time	T1	T2	T3	T4	Speed	Lap	Lap Time	T1	T2	T3	T4	Speed
1st E+0 Dominik BLERSCH - GER Runs=2 Total laps=15 Full laps=11							4th 29 Valentin FRÜHAUF ADAC Sachsen e.V. GER Runs=2 Total laps=16 Full laps=12						
1	2'46.332	27.000	32.797	26.167	28.741		1	1'54.334	23.010	28.936	25.543	28.509	
2	1'46.427	25.727	28.455	24.524	27.721	159.1	2	1'45.601	24.723	27.948	25.236	27.694	158.7
3	1'43.533	24.213	27.887	24.126	27.307	167.9	3	1'44.263	24.604	27.687	24.172	27.800	160.4
4	1'44.467	25.892	27.895	23.846	26.834	161.0	4	1'42.684	24.272	27.412	23.854	27.146	160.8
5	1'41.608	24.337	27.366	23.377	26.528	161.8	5	1'43.131	24.185	27.615	23.980	27.351	162.3
6	1'42.539	24.044	27.786	24.078	26.631	162.6	6	1'43.529	24.392	27.656	24.140	27.341	164.0
7	1'41.429	24.001	27.291	23.526	26.611	162.2	7	1'47.524 P	24.281	27.547	24.143	31.553	159.5
8	1'40.961	24.058	27.088	23.450	26.365	161.8	8	3'24.718	26.950	30.105	27.891	32.273	
9	1'47.960 P	23.795	27.109	23.883	33.173	164.1	9	1'48.280	28.602	27.862	24.394	27.422	116.2
10	3'44.306	27.287	28.352	24.096	27.521		10	1'43.471	24.413	27.679	24.069	27.310	159.9
11	1'41.836	23.833	27.378	23.530	27.095	163.0	11	1'42.833	24.091	27.573	24.031	27.138	160.2
12	1'41.031	23.997	27.106	23.383	26.545	162.4	12	1'43.369	24.425	27.638	24.116	27.190	159.0
13	1'48.835	24.219	29.654	25.946	29.016	161.5	13	1'42.526	24.129	27.364	24.096	26.937	160.3
14	1'45.031	25.806	27.445	24.296	27.484	146.3	14	1'45.155	24.370	28.498	25.110	27.177	159.8
15	1'47.889 P	24.283	27.072	23.588	32.946	159.8	15	1'42.958	24.244	27.370	24.186	27.158	157.7
2nd 28 Lennox LEHMANN Freudenberg WorldSS GER Runs=2 Total laps=9 Full laps=6							5th 10 Markus SCHORMAI ADAC Team Südbaye GER Runs=2 Total laps=13 Full laps=10						
1	2'23.262	24.770	32.020	26.165	28.869		1	2'29.723	25.453	32.023	26.756	30.169	
2	1'47.661	25.261	29.019	25.251	28.130	163.8	2	1'46.013	25.215	28.764	24.151	27.883	166.4
3	1'44.299	24.391	28.221	24.293	27.394	163.0	3	1'44.295	24.591	28.250	24.178	27.276	164.3
4	1'43.942	24.349	27.889	24.177	27.527	165.7	4	1'43.541	24.266	28.566	23.729	26.980	166.3
5	1'43.142	24.167	27.606	23.816	27.553	164.6	5	1'43.720	24.221	28.177	24.007	27.315	168.0
6	1'47.146 P	24.349	27.640	23.710	31.447	161.8	6	1'43.391	24.167	28.118	23.851	27.255	166.3
7	15'59.431	25.700	28.593	24.354	27.045		7	1'42.864	24.179	27.711	23.861	27.113	164.6
8	1'42.997	23.965	27.903	23.955	27.174	165.3	8	2'05.475 P	28.123	33.513	28.311	35.528	163.0
9	1'41.373	23.971	27.038	23.499	26.865	163.2	9	8'07.627	30.268	31.454	25.521	28.727	
3rd 9 Freddie HEINRICH - GER Runs=2 Total laps=16 Full laps=13							6th 3 Justin HÄNSE ADAC Hessen-Thürin GER Runs=1 Total laps=17 Full laps=16						
1	2'20.018	27.402	33.565	27.678	30.470		1	2'28.010	24.198	30.915	25.981	28.803	
2	1'51.409	27.003	30.405	25.453	28.548	163.7	2	1'45.713	25.149	28.747	24.420	27.397	164.5
3	1'45.686	24.613	28.663	24.471	27.939	166.8	3	1'44.677	24.805	28.711	23.769	27.392	167.3
4	1'45.253	24.537	29.139	24.007	27.570	165.8	4	1'44.672	24.363	28.742	23.760	27.807	162.5
5	1'45.966	26.161	28.009	24.312	27.484	166.8	5	1'48.782	29.227	28.115	23.846	27.594	92.5
6	1'42.961	24.035	28.169	23.583	27.174	169.4	6	1'43.500	24.217	28.318	23.496	27.469	162.5
7	1'42.702	24.048	27.702	23.726	27.226	167.7							
8	1'53.094 P	27.190	28.129	23.861	33.914	166.8							
9	4'02.990	27.174	29.325	24.393	27.753								
10	1'44.491	24.905	28.084	23.972	27.530	166.0							
11	1'43.710	24.068	27.803	24.097	27.742	165.6							
12	1'44.194	24.953	27.999	24.041	27.201	167.8							
13	1'42.343	24.166	27.430	23.677	27.070	164.1							
14	1'47.215	24.814	30.819	24.314	27.268	163.6							

Fastest Lap: Dominik BLERSCH - GER **1'40.961** 24.058 27.088 23.450 26.365

DORNA DATA PROCESSING TIMING SERVICE DORNA DATA PROCESSING TIMING SERVICE DORNA DATA PROCESSING TIMING SERVICE DORNA DATA PROCESSING TIMING SERVICE DORNA DATA PROCESSING TIMING SERVICE DORNA DATA PROCESSING TIMING SERVICE DORNA DATA PROCESSING TIMING SERVICE DORNA DATA PROCESSING TIMING SERVICE DORNA DATA PROCESSING TIMING SERVICE DORNA DATA PROCCEESSS

Free Practice

Junior

Lap	Lap Time	T1	T2	T3	T4	Speed	Lap	Lap Time	T1	T2	T3	T4	Speed
7	1'45.021	24.616	28.530	24.684	27.191	165.0	15	1'45.188	24.494	28.657	24.756	27.281	159.9
8	1'43.836	24.310	28.174	24.126	27.226	160.4	16	1'44.534	24.628	27.919	24.390	27.597	162.8
9	1'43.691	24.241	28.182	23.797	27.471	160.1	10th 18 Andreas KOFLER MSV-Schwanenstadt AUT						
10	1'42.900	24.227	27.784	23.711	27.178	160.9	Runs=2 Total laps=15 Full laps=12						
11	1'44.020	24.306	27.945	24.361	27.408	159.6	1	2'12.885	24.937	31.492	26.995	28.829	
12	1'43.385	24.255	27.897	23.834	27.399	159.7	2	1'49.214	25.585	29.598	25.908	28.123	165.0
13	1'43.225	24.156	27.967	23.818	27.284	159.7	3	1'48.239	25.202	29.674	25.157	28.206	166.5
14	1'47.779	26.252	28.854	25.078	27.595	162.6	4	1'50.287	26.463	31.209	24.768	27.847	165.7
15	1'45.130	24.524	28.584	24.870	27.152	159.0	5	1'44.767	24.469	28.482	24.367	27.449	166.5
16	1'43.529	23.938	27.770	24.089	27.732	160.6	6	1'51.805 P	24.643	30.490	25.257	31.415	165.0
17	1'44.311	24.356	28.494	24.296	27.165	161.6	7	5'07.088	27.091	30.290	25.180	27.720	
7th 21 Lennard GÖTTLICH ADAC Racing Team A GER							8	1'45.054	24.701	28.419	24.634	27.300	158.6
Runs=2 Total laps=9 Full laps=6							9	1'46.169	24.474	28.361	25.473	27.861	165.3
1	2'27.634	25.992	31.075	25.753	28.859		10	1'44.028	24.488	28.137	24.116	27.287	164.0
2	1'45.959	25.225	28.920	24.291	27.523	162.0	11	1'43.118	24.210	27.885	24.127	26.896	164.0
3	1'43.978	24.413	28.253	24.097	27.215	165.3	12	1'43.686	24.186	27.827	24.761	26.912	165.1
4	1'48.562	24.727	31.615	24.774	27.446	167.0	13	1'48.917	27.747	28.677	24.557	27.936	163.5
5	1'44.675	24.353	28.749	24.061	27.512	163.7	14	1'44.693	24.582	28.304	24.829	26.978	166.6
6	1'48.625 P	24.286	28.544	24.101	31.694	164.9	15	1'43.082	23.975	27.957	24.468	26.682	164.9
7	15'49.822	27.024	28.997	24.646	27.179		11th E+0 Marcel BLERSCH ADAC Württemberg e GER						
8	1'43.809	24.240	28.143	24.149	27.277	166.5	Runs=3 Total laps=14 Full laps=8						
9	1'42.959	24.046	27.804	23.819	27.290	161.1	1	3'20.310	33.176	42.967	34.266	36.350	
8th 58 Patrik CARDA OCPSPED racing tea CZE							2	1'59.115	29.187	31.954	27.683	30.291	156.5
Runs=2 Total laps=13 Full laps=10							3	1'46.466	25.635	28.558	24.595	27.678	161.1
1	3'04.950	32.511	30.406	25.870	28.442		4	1'43.892	24.595	27.954	23.987	27.356	161.5
2	1'45.593	24.713	28.282	24.653	27.945	158.3	5	1'44.414	24.868	27.952	24.322	27.272	160.6
3	1'46.340	24.319	28.054	26.189	27.778	160.3	6	1'48.287 P	24.221	27.792	23.724	32.550	161.0
4	1'44.280	24.254	27.836	24.427	27.763	164.5	7	3'00.611	28.565	28.176	24.684	27.117	
5	1'43.826	24.186	27.741	24.261	27.638	159.6	8	1'43.483	24.292	27.639	24.356	27.196	161.0
6	1'43.519	24.191	27.657	24.029	27.642	159.9	9	1'56.254	26.652	30.938	27.737	30.927	160.3
7	1'43.629	24.206	27.853	24.196	27.374	161.5	10	1'54.693 P	25.454	29.128	26.829	33.282	152.7
8	1'55.041 P	24.157	29.073	26.390	35.421	159.3	11	3'05.939	26.310	28.453	23.831	27.262	
9	8'06.983	26.011	28.009	24.096	27.483		12	1'44.572	25.789	27.690	24.090	27.003	162.1
10	1'43.720	24.199	27.769	24.199	27.553	159.1	13	1'43.183	24.459	27.530	24.066	27.128	160.6
11	1'43.617	24.133	27.681	24.420	27.383	159.0	14	1'57.708 P	26.622	30.040	27.827	33.219	151.6
12	1'44.269	24.109	28.390	24.306	27.464	158.9	12th 46 Dustin SCHNEIDER ADAC Racing Team A GER						
13	1'43.030	24.038	27.479	24.147	27.366	159.5	Runs=2 Total laps=16 Full laps=13						
9th 93 Maksym KOVALOV - UKR							1	2'27.810	24.722	31.109	25.575	28.153	
Runs=2 Total laps=16 Full laps=13							2	1'45.369	24.554	28.611	24.696	27.508	168.4
1	2'29.519	26.450	32.143	26.582	29.165		3	1'44.029	23.878	28.112	24.173	27.866	172.6
2	1'44.536	24.476	28.276	24.329	27.455	163.4	4	1'44.018	23.968	28.128	24.390	27.532	169.1
3	1'43.788	24.679	28.011	23.963	27.135	166.6	5	1'45.070	24.600	28.676	24.278	27.516	169.1
4	1'44.799	24.049	29.239	23.972	27.539	166.9	6	1'46.049	24.357	28.714	24.387	28.591	168.2
5	1'45.061	24.198	28.580	24.886	27.397	166.4	7	1'43.311	24.059	28.016	23.997	27.239	170.2
6	1'43.899	24.133	28.000	24.268	27.498	164.4	8	1'45.794	24.513	28.649	23.985	28.647	169.5
7	1'43.053	24.061	27.669	23.901	27.422	166.6	9	1'52.197 P	24.490	28.888	24.736	34.083	167.5
8	1'44.299	24.435	28.109	24.415	27.340	166.1	10	3'58.115	28.268	29.123	24.312	27.664	
9	1'45.338	24.618	27.944	25.301	27.475	160.4	11	1'45.913	24.679	28.810	24.269	28.155	166.0
10	1'43.523	24.195	27.798	24.300	27.230	161.7	12	1'45.441	25.182	28.732	23.834	27.693	163.0
11	1'48.847 P	24.014	27.753	25.399	31.681	162.7	13	1'48.017	26.626	28.928	24.671	27.792	165.3
12	3'24.623	26.841	29.167	24.324	27.500		14	1'46.897	25.028	29.420	24.656	27.793	163.5
13	1'43.128	24.155	27.903	23.974	27.096	161.4	15	1'46.930	24.859	29.171	24.654	28.246	165.3
14	1'43.425	23.912	27.779	24.354	27.380	161.1	16	1'48.659	25.823	29.531	24.897	28.408	165.4

Fastest Lap: Dominik BLERSCH - GER 1'40.961 24.058 27.088 23.450 26.365

DORNA DATA PROCESSING TIMING SERVICE DORNA DATA PROCESSING TIMING SERVICE DORNA DATA PROCESSING TIMING SERVICE DORNA DATA PROCESSING TIMING SERVICE DORNA DATA PROCESSING TIMING SERVICE DORNA DATA PROCESSING TIMING SERVICE DORNA DATA PROCESSES

