

Results and timing service provided by **TISSOT**

Junior

HJC HELMETS MOTORRAD GRAND PRIX DEUTSCHLAND
Qualifying Practice Nr. 2
Classification



	<i>Rider</i>	<i>Nation</i>	<i>Team</i>	<i>Motorcycle</i>	<i>Time</i>	<i>Lap Total</i>	<i>Gap</i>	<i>Top Speed</i>
1	28 Lennox LEHMANN	GER	Freudenberg WorldSSP ACADEM	RC390CUP	1'39.155	12 12		167.4
2	9 Freddie HEINRICH	GER	-	RC390CUP	1'39.894	15 15	0.739 0.739	168.6
3	58 Patrik CARDA	CZE	OCPSPED racing team	RC390CUP	1'40.326	13 14	1.171 0.432	163.1
4	18 Andreas KOFLER	AUT	MSV-Schwanenstadt	RC390CUP	1'40.354	16 16	1.199 0.028	166.7
5	119 Lukas SIMON	CZE	L.S.RacingTeam z.s.	RC390CUP	1'40.466	10 17	1.311 0.112	166.0
6	111 Dominik BLERSCH	GER	-	RC390CUP	1'40.489	15 17	1.334 0.023	167.0
7	21 Lennard GÖTTLICH	GER	ADAC Racing Team AMC Sari e.V	RC390CUP	1'40.663	13 16	1.508 0.174	163.0
8	46 Dustin SCHNEIDER	GER	ADAC Racing Team AMC Sari e.V	RC390CUP	1'40.836	9 16	1.681 0.173	167.3
9	29 Valentin FRÜHAUF	GER	ADAC Sachsen e.V.	RC390CUP	1'40.874	5 17	1.719 0.038	166.0
10	10 Markus SCHORMAIR	GER	ADAC Team Südbayern e.V.	RC390CUP	1'41.036	17 17	1.881 0.162	
11	117 Marcel BLERSCH	GER	ADAC Württemberg e.V.	RC390CUP	1'41.087	16 16	1.932 0.051	166.0
12	16 Lucy MICHEL	GER	ADAC Racing Team AMC Sari e.V	RC390CUP	1'41.739	16 16	2.584 0.652	167.0
13	39 Ehor DIDENKO	UKR	-	RC390CUP	1'41.946	13 17	2.791 0.207	166.7
14	93 Maksym KOVALOV	UKR	-	RC390CUP	1'42.093	14 14	2.938 0.147	165.1
15	3 Justin HÄNSE	GER	ADAC Hessen-Thüringen e.V.	RC390CUP	1'42.110	13 17	2.955 0.017	163.0
16	62 Petr PELECH	CZE	AUTODAREX,Malminibike	RC390CUP	1'42.470	13 15	3.315 0.360	166.8
17	6 Benjamin BAUMGARTNE	AUT	-	RC390CUP	1'43.300	7 16	4.145 0.830	162.9
18	124 Julius Caesar RÖRIG	GER	MCA Racing	RC390CUP	1'43.419	16 16	4.264 0.119	165.4
19	51 Marvin MAISLINGER	AUT	-	RC390CUP	1'43.757	17 17	4.602 0.338	161.1
20	22 Gerrit MALY	GER	-	RC390CUP	1'44.759	15 16	5.604 1.002	162.7
21	91 Jonas Robin HOLLÄNDE	GER	-	RC390CUP	1'45.090	9 16	5.935 0.331	158.4
22	45 Florian MANSEL	GER	ADAC Team Südbayern e.V.	RC390CUP	1'51.011	16 16	11.856 5.921	159.0
Not classified								
	156 Jonas KOCOUREK	CZE	-	RC390CUP				

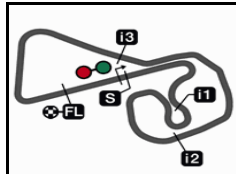
Practice condition: Dry
Air: 26°
Humidity: 34%
Ground: 37°

Fastest Lap:	Lap: 12	Lennox LEHMANN	1'39.155	133.2 Km/h
Best Race Lap:	2018	Jan-Ole JÄHNIG	1'34.202	140.2 Km/h
All Time Lap Record:	2018	Jan-Ole JÄHNIG	1'33.534	141.2 Km/h

The results are provisional until the end of the limit for protest and appeals.

Time limit for protest expires 30' after publication of the results - Time:

DORNA DATA PROCESSING TIMING SERVICE DORNA DATA PROCESSING TIMING SERVICE DORNA DATA PROCESSING TIMING SERVICE DORNA DATA PROCESSING TIMING SERVICE DORNA DATA PROCESSING TIMING SERVICE DORNA DATA PROCESSING TIMING SERVICE DORNA DATA PROCESSING TIMING SERVICE DORNA DATA PROCESSING TIMING SERVICE DORNA DATA PROCESSING TIMING SERVICE DORNA DATA PROCCESSS



3671 m.

Junior

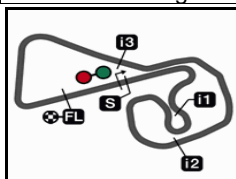
HJC HELMETS MOTORRAD GRAND PRIX DEUTSCHLAND

Qualifying Practice Nr. 2

Top Speed & Average



Rider	Nation	Motorcycle	Top 5 speeds					Average	Top
9 Freddie HEINRICH	GER	RC390CUP	168.6	163.3	163.0	163.0	162.8	164.1	168.6
28 Lennox LEHMANN	GER	RC390CUP	167.4	166.6	164.8	164.7	163.6	165.4	167.4
46 Dustin SCHNEIDER	GER	RC390CUP	167.3	167.0	164.5	164.2	164.2	165.4	167.3
16 Lucy MICHEL	GER	RC390CUP	167.0	165.2	165.0	164.4	164.0	164.9	167.0
111 Dominik BLERSCH	GER	RC390CUP	167.0	165.6	164.6	164.3	162.8	164.9	167.0
62 Petr PELECH	CZE	RC390CUP	166.8	164.2	164.0	162.9	162.3	164.0	166.8
39 Ehor DIDENKO	UKR	RC390CUP	166.7	166.5	164.3	164.3	162.3	164.8	166.7
18 Andreas KOFLER	AUT	RC390CUP	166.7	165.3	164.9	162.7	161.6	164.2	166.7
119 Lukas SIMON	CZE	RC390CUP	166.0	165.0	162.7	162.3	162.1	163.6	166.0
29 Valentin FRÜHAUF	GER	RC390CUP	166.0	163.7	162.6	162.4	161.9	163.3	166.0
117 Marcel BLERSCH	GER	RC390CUP	166.0	165.9	164.1	163.1	162.6	164.3	166.0
124 Julius Caesar RÖRIG	GER	RC390CUP	165.4	162.2	161.5	161.4	160.8	162.3	165.4
93 Maksym KOVALOV	UKR	RC390CUP	165.1	163.3	163.1	163.0	162.8	163.5	165.1
58 Patrik CARDA	CZE	RC390CUP	163.1	161.7	161.6	161.5	161.1	161.8	163.1
3 Justin HÄNSE	GER	RC390CUP	163.0	161.8	159.7	159.4	158.5	160.5	163.0
21 Lennard GÖTTLICH	GER	RC390CUP	163.0	161.7	160.5	159.8	159.6	160.9	163.0
6 Benjamin BAUMGARTNER	AUT	RC390CUP	162.9	162.5	162.1	162.1	162.0	162.2	162.9
22 Gerrit MALY	GER	RC390CUP	162.7	161.8	161.1	160.8	160.3	161.3	162.7
51 Marvin MAISLINGER	AUT	RC390CUP	161.1	160.6	158.9	158.1	157.5	159.2	161.1
45 Florian MANSEL	GER	RC390CUP	159.0	156.1	156.0	156.0	155.1	156.4	159.0
91 Jonas Robin HOLLÄNDER	GER	RC390CUP	158.4	158.2	158.1	157.2	157.1	157.8	158.4



3671 m.

HJC HELMETS MOTORRAD GRAND PRIX DEUTSCHLAND

Qualifying Practice Nr. 2

Best Partial Times

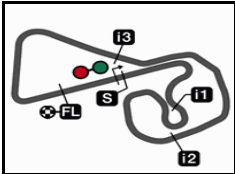
Junior

IT Ideal Lap Time, sum of the best partial times

BT Best Lap Time

<i>T1</i>		<i>T2</i>		<i>T3</i>		<i>T4</i>				<i>IT</i>	<i>BT</i>	
Pos	Rider	Time	Rider	Time	Rider	Time	Rider	Time	Pos	Rider		
1	L.LEHMANN	23.347	L.LEHMANN	26.464	L.LEHMANN	22.596	L.LEHMANN	26.127	1	L.LEHMANN	1'38.534	1'39.155 (1)
2	F.HEINRICH	23.533	F.HEINRICH	26.824	F.HEINRICH	22.938	D.BLERSCH	26.151	2	F.HEINRICH	1'39.794	1'39.894 (2)
3	A.KOFLER	23.649	P.CARDA	26.847	L.SIMON	23.006	A.KOFLER	26.394	3	D.BLERSCH	1'40.075	1'40.489 (6)
4	D.SCHNEIDER	23.696	A.KOFLER	26.857	P.CARDA	23.031	L.SIMON	26.397	4	A.KOFLER	1'40.113	1'40.354 (4)
5	L.SIMON	23.770	V.FRÜHAUF	26.936	L.GÖTTLICH	23.038	D.SCHNEIDER	26.398	5	L.SIMON	1'40.140	1'40.466 (5)
6	D.BLERSCH	23.777	L.SIMON	26.967	D.SCHNEIDER	23.130	V.FRÜHAUF	26.465	6	P.CARDA	1'40.218	1'40.326 (3)
7	P.CARDA	23.787	D.BLERSCH	26.979	D.BLERSCH	23.168	F.HEINRICH	26.499	7	V.FRÜHAUF	1'40.564	1'40.874 (9)
8	V.FRÜHAUF	23.863	M.BLERSCH	27.085	M.BLERSCH	23.199	L.GÖTTLICH	26.507	8	D.SCHNEIDER	1'40.565	1'40.836 (8)
9	L.GÖTTLICH	23.878	L.GÖTTLICH	27.169	A.KOFLER	23.213	M.BLERSCH	26.533	9	L.GÖTTLICH	1'40.592	1'40.663 (7)
10	E.DIDENKO	23.888	M.KOVALOV	27.291	V.FRÜHAUF	23.300	P.CARDA	26.553	10	M.BLERSCH	1'40.865	1'41.087 (11)
11	J.HÄNSE	24.024	L.MICHEL	27.325	L.MICHEL	23.348	E.DIDENKO	26.736	11	L.MICHEL	1'41.549	1'41.739 (12)
12	M.KOVALOV	24.044	P.PELECH	27.328	J.HÄNSE	23.515	P.PELECH	26.798	12	E.DIDENKO	1'41.744	1'41.946 (13)
13	M.BLERSCH	24.048	D.SCHNEIDER	27.341	P.PELECH	23.639	L.MICHEL	26.814	13	P.PELECH	1'41.929	1'42.470 (16)
14	L.MICHEL	24.062	E.DIDENKO	27.450	E.DIDENKO	23.670	J.HÄNSE	26.830	14	M.KOVALOV	1'41.978	1'42.093 (14)
15	P.PELECH	24.164	J.HÄNSE	27.687	J.RÖRIG	23.686	M.KOVALOV	26.938	15	J.HÄNSE	1'42.056	1'42.110 (15)
16	J.RÖRIG	24.386	B.BAUMGARTNE	27.711	M.KOVALOV	23.705	B.BAUMGARTNE	27.003	16	J.RÖRIG	1'42.983	1'43.419 (18)
17	M.MAISLINGER	24.388	J.RÖRIG	27.748	B.BAUMGARTNE	23.865	M.MAISLINGER	27.108	17	B.BAUMGART	1'43.060	1'43.300 (17)
18	B.BAUMGARTNE	24.481	M.MAISLINGER	27.837	M.MAISLINGER	23.988	J.RÖRIG	27.163	18	M.MAISLINGE	1'43.321	1'43.757 (19)
19	J.HOLLÄNDER	24.678	G.MALY	27.972	G.MALY	24.077	G.MALY	27.333	19	G.MALY	1'44.301	1'44.759 (20)
20	G.MALY	24.919	J.HOLLÄNDER	28.199	J.HOLLÄNDER	24.235	J.HOLLÄNDER	27.807	20	J.HOLLÄNDER	1'44.919	1'45.090 (21)
21	F.MANSEL	26.385	F.MANSEL	29.977	F.MANSEL	25.467	F.MANSEL	28.745	21	F.MANSEL	1'50.574	1'51.011 (22)
22	J.KOCOUREK		M.SCHORMAIR	30.835	M.SCHORMAIR	25.751	M.SCHORMAIR	29.181	22	M.SCHORMAI		1'41.036 (10)

Sachsenring

Results and timing service provided by **TISSOT**


3671 m.

Junior

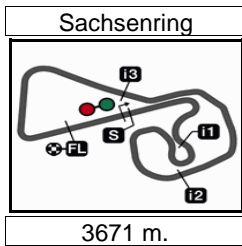
HJC HELMETS MOTORRAD GRAND PRIX DEUTSCHLAND

Qualifying Practice Nr. 2

Fastest Laps Sequence

<i>Practice Time</i>		<i>Rider</i>	<i>Nation</i>	<i>Motorcycle</i>	<i>Time</i>	<i>Km/h</i>	<i>Rider's Lap</i>
3'44.001	51	Marvin MAISLINGER	AUT	RC390CUP	1'46.828	123.7	2
3'52.783	124	Julius Caesar RÖRIG	GER	RC390CUP	1'46.805	123.7	2
3'55.993	18	Andreas KOFLER	AUT	RC390CUP	1'44.743	126.1	2
4'45.632	28	Lennox LEHMANN	GER	RC390CUP	1'40.657	131.2	2
6'25.708	28	Lennox LEHMANN	GER	RC390CUP	1'40.076	132.0	3
PoleP. 9'45.728	28	Lennox LEHMANN	GER	RC390CUP	1'39.656	132.6	5
PoleP. 25'49.776	28	Lennox LEHMANN	GER	RC390CUP	1'39.434	132.9	9
PoleP. 30'52.089	28	Lennox LEHMANN	GER	RC390CUP	1'39.155	133.2	12

DORNA DATA PROCESSING TIMING SERVICE DORNA DATA PROCESSING TIMING SERVICE DORNA DATA PROCESSING TIMING SERVICE DORNA DATA PROCESSING TIMING SERVICE DORNA DATA PROCESSING TIMING SERVICE DORNA DATA PROCESSING TIMING SERVICE DORNA DATA PROCESSING TIMING SERVICE DORNA DATA PROCESSING TIMING SERVICE DORNA DATA PROCESSING TIMING SERVICE DORNA DATA PROCESSING TIMING SERVICE DORNA DATA PROCESSING TIMING SERVICE DORNA DATA PROCCEESSS



Results and timing service provided by TISSOT

Junior

HJC HELMETS MOTORRAD GRAND PRIX DEUTSCHLAND

Qualifying Practice Nr. 2

Chronological Analysis of Performances

* Lap / Sector time cancelled **T1** Time from finish line to 1st intermediate **T3** Time from 2nd intermed. to 3rd intermed.
P Crossing the finish line in pit lane **T2** Time from 1st intermed. to 2nd intermed. **T4** Time from 3rd intermediate to finish line

Lap	Lap Time	T1	T2	T3	T4	Speed	Lap	Lap Time	T1	T2	T3	T4	Speed	
1st	28	Lennox LEHMANN Freudenberg WorldSS GER						12	1'40.859	24.202	26.847	23.204	26.606	161.7
		Runs=3	Total laps=12	Full laps=8			13	1'40.326	23.859	26.883	23.031	26.553	158.6	
1	3'04.975	21.925	29.926	24.515	27.614		14	1'44.409 P	23.787	26.873	23.366	30.383	161.5	
2	1'40.657	24.025	26.959	23.063	26.610	164.8	4th 18 Andreas KOFLER MSV-Schwanenstadt AUT							
3	1'40.076	23.937	26.698	22.990	26.451	162.1			Runs=4	Total laps=16	Full laps=9			
4	1'40.364	23.534	27.079	23.435	26.316	166.6	1	2'11.250	25.135	29.818	25.842	27.762		
5	1'39.656	23.758	26.579	22.947	26.372	160.2	2	1'44.743	24.369	28.666	24.192	27.516	164.9	
6	1'46.587 P	24.163	27.776	23.780	30.868	162.1	3	1'42.187	24.501	27.276	23.677	26.733	161.6	
7	10'24.348 P	25.366	27.418	23.435	28.512		4	1'41.993	23.898	27.345	23.864	26.886	165.3	
8	2'13.679	20.788	27.489	24.214	27.830		5	1'48.203 P	24.522	27.434	24.346	31.901	160.4	
9	1'39.434	23.575	26.735	22.933	26.191	162.7	6	3'05.231	28.106	28.906	24.172	27.130		
10	1'42.522	23.347	26.464	25.422	27.289	167.4	7	1'45.123	26.489	27.706	23.923	27.005	159.7	
11	1'40.636	24.215	26.566	23.631	26.224	163.6	8	1'41.679	24.046	27.115	23.824	26.694	160.3	
12	1'39.155	23.444	26.988	22.596	26.127	164.7	9	1'41.694	24.110	27.305	23.586	26.693	160.3	
							10	1'50.731 P	24.483	30.376	25.040	30.832	160.7	
2nd	9	Freddie HEINRICH - GER						11	2'42.368	29.074	27.739	23.366	26.394	
		Runs=3	Total laps=15	Full laps=10			12	1'46.972 P	23.849	26.956	24.030	32.137	166.7	
1	3'08.452	22.447	29.567	24.342	27.630		13	2'07.355	24.994	31.210	25.119	26.930		
2	1'41.981	24.199	27.535	23.282	26.965	163.0	14	1'40.751	24.020	26.929	23.229	26.573	160.9	
3	1'41.172	23.928	27.189	23.295	26.760	162.5	15	1'40.366	23.842	26.857	23.213	26.454	161.5	
4	1'40.834	23.962	27.029	23.180	26.663	163.0	16	1'40.354	23.649	27.039	23.262	26.404	162.7	
5	1'41.564	24.103	27.688	23.176	26.597	168.6	5th E+0 Lukas SIMON L.S.RacingTeam z.s. CZE							
6	1'40.885	23.881	27.044	23.254	26.706	161.5			Runs=2	Total laps=17	Full laps=14			
7	1'52.391 P	26.046	27.877	23.395	35.073	162.1	1	2'32.517	26.395	30.477	25.707	28.588		
8	5'31.416	23.911	29.419	24.406	28.094		2	1'45.783	25.474	28.424	24.358	27.527	158.5	
9	1'50.256 P	25.106	27.680	23.976	33.494	162.5	3	1'43.363	24.631	27.907	23.833	26.992	158.9	
10	2'07.016	23.085	27.518	23.560	27.043		4	1'41.889	24.462	27.271	23.346	26.810	158.5	
11	1'40.907	23.796	27.073	23.297	26.741	161.9	5	1'41.850	23.949	27.906	23.371	26.624	161.6	
12	1'40.658	23.743	26.978	23.287	26.650	162.2	6	1'41.196	24.166	27.104	23.294	26.632	160.0	
13	1'41.057	23.988	27.228	23.129	26.712	163.3	7	1'41.101	24.132	27.171	23.266	26.532	159.7	
14	1'40.023	23.589	26.824	23.054	26.556	162.0	8	2'10.677 P	27.070	37.203	29.947	36.457	159.9	
15	1'39.894	23.533	26.924	22.938	26.499	162.8	9	2'49.907	21.393	27.961	23.537	27.015		
							10	1'40.466	23.966	27.054	23.049	26.397	160.5	
3rd	58	Patrik CARDA OCPSPED racing tea CZE						11	1'43.123	25.111	27.267	23.135	27.610	166.0
		Runs=2	Total laps=14	Full laps=10			12	1'44.939	24.586	29.876	23.410	27.067	162.7	
1	3'08.913	23.320	29.265	24.116	27.760		13	1'41.086	23.770	27.148	23.593	26.575	165.0	
2	1'41.875	24.220	27.216	23.354	27.085	159.8	14	1'40.585	23.784	27.009	23.157	26.635	162.1	
3	1'41.214	24.042	26.883	23.470	26.819	161.1	15	1'41.334	24.110	27.110	23.497	26.617	162.3	
4	1'40.851	23.928	26.882	23.228	26.813	161.6	16	1'40.485	24.042	26.967	23.006	26.470	160.8	
5	1'42.561	23.982	28.092	23.709	26.778	163.1	17	1'40.795	23.824	27.100	23.147	26.724	161.6	
6	1'41.258	24.135	26.943	23.364	26.816	157.9	6th E+0 Dominik BLERSCH - GER							
7	1'41.586	23.941	27.034	23.660	26.951	159.1			Runs=2	Total laps=17	Full laps=14			
8	1'51.489 P	24.867	28.619	25.088	32.915	154.5	1	2'11.373	25.590	29.742	25.824	27.758		
9	7'05.494	34.938	27.402	23.590	26.872									
10	1'41.287	24.040	26.991	23.351	26.905	158.4								
11	1'42.067	24.175	27.013	23.423	27.456	159.1								

Fastest Lap: Lennox LEHMANN Freudenberg WorldSS GER **1'39.155** 23.444 26.988 22.596 26.127

DORNA DATA PROCESSING TIMING SERVICE DORNA DATA PROCESSING TIMING SERVICE DORNA DATA PROCESSING TIMING SERVICE DORNA DATA PROCESSING TIMING SERVICE DORNA DATA PROCESSING TIMING SERVICE DORNA DATA PROCESSING TIMING SERVICE DORNA DATA PROCCEESSS

Qualifying Practice Nr. 2

Junior

Lap	Lap Time	T1	T2	T3	T4	Speed	Lap	Lap Time	T1	T2	T3	T4	Speed
15	1'46.735	24.349	27.879	25.602	28.905	162.6	13	1'46.546	24.196	27.816	25.416	29.118	163.0
16	1'41.087	24.048	27.085	23.421	26.533	159.1	14	1'42.093	24.100	27.329	23.705	26.959	163.1
12th 16 Lucy MICHEL ADAC Racing Team A GER							15th 3 Justin HÄNSE ADAC Hessen-Thürin GER						
Runs=2 Total laps=16 Full laps=13							Runs=2 Total laps=17 Full laps=14						
1	2'08.970	26.765	32.368	25.724	28.819		1	2'41.448	25.014	30.739	26.414	28.191	
2	1'47.306	25.897	28.769	24.342	28.298	162.8	2	1'45.001	25.139	28.443	24.152	27.267	156.2
3	1'43.240	24.810	27.778	23.577	27.075	165.0	3	1'43.761	24.474	28.266	23.807	27.214	157.0
4	1'43.166	24.296	27.364	24.060	27.446	165.2	4	1'43.165	24.458	27.723	23.839	27.145	156.1
5	1'42.374	24.663	27.495	23.402	26.814	164.0	5	1'43.347	24.463	27.991	23.858	27.035	157.5
6	1'42.550	24.284	27.751	23.672	26.843	167.0	6	1'43.080	24.353	27.715	23.905	27.107	157.2
7	1'43.001	24.081	27.342	23.461	28.117	164.4	7	1'43.614	24.426	28.079	23.970	27.139	157.4
8	1'42.025	24.403	27.325	23.348	26.949	161.2	8	1'53.997 P	24.507	28.638	28.241	32.611	155.9
9	1'42.295	24.225	27.505	23.502	27.063	162.6	9	2'46.998	22.773	27.975	23.808	27.277	
10	1'53.278 P	24.489	27.472	23.779	37.538	162.6	10	1'43.316	24.024	27.708	23.894	27.690	163.0
11	4'12.724	23.717	28.089	24.138	27.151		11	1'43.955	24.438	27.814	23.962	27.741	158.5
12	1'42.730	24.324	27.508	23.801	27.097	163.2	12	1'46.648	27.014	28.924	23.823	26.887	161.8
13	1'44.068	24.167	28.155	23.921	27.825	164.0	13	1'42.110	24.078	27.687	23.515	26.830	159.4
14	1'42.783	24.319	27.891	23.620	26.953	162.3	14	1'43.122	24.171	27.817	23.897	27.237	158.4
15	1'42.563	24.332	27.678	23.528	27.025	163.4	15	1'43.068	24.289	27.728	23.699	27.352	157.8
16	1'41.739	24.062	27.354	23.455	26.868	163.7	16	1'44.631	24.560	28.028	24.450	27.593	156.6
13th 39 Ehor DIDENKO - UKR							16th 62 Petr PELECH AUTODAREX,Malmini CZE						
Runs=2 Total laps=17 Full laps=13							Runs=4 Total laps=15 Full laps=8						
1	2'06.908	28.113	34.171	27.779	30.773		1	2'13.712	23.942	35.164	26.607	29.686	
2	1'49.811	26.760	29.385	25.857	27.809	158.5	2	1'44.872	25.012	28.233	24.336	27.291	160.2
3	1'44.802	25.386	28.141	24.050	27.225	164.3	3	1'45.532	25.006	29.264	23.971	27.291	161.9
4	1'44.676	24.975	28.219	24.224	27.258	162.1	4	1'43.018	24.578	27.610	23.769	27.061	160.7
5	1'44.502	24.784	28.217	24.297	27.204	162.3	5	1'49.059 P	24.434	27.858	24.208	32.559	162.9
6	1'50.755 P	25.159	30.951	24.219	30.426	161.1	6	3'49.318	23.655	27.953	24.096	27.528	
7	3'13.810	25.936	28.138	24.137	27.333		7	1'47.874	24.434	27.328	28.092	28.020	164.0
8	1'44.272	24.728	28.061	24.324	27.159	160.9	8	1'55.209 P	26.050	33.222	24.690	31.247	158.0
9	1'44.653	24.721	27.832	24.679	27.421	161.1	9	2'22.442	22.532	29.854	25.099	28.386	
10	1'43.131	24.492	27.751	23.670	27.218	160.4	10	1'44.362	24.928	27.614	24.389	27.431	156.0
11	1'44.139	24.544	27.790	24.219	27.586	160.1	11	1'53.652 P	25.213	31.054	25.175	32.210	158.5
12	1'44.775	24.675	29.552	23.812	26.736	160.3	12	2'39.919	25.705	28.922	25.356	29.604	
13	1'41.946	23.888	27.450	23.678	26.930	166.7	13	1'42.470	24.225	27.565	23.882	26.798	166.8
14	1'42.966	24.144	28.081	23.769	26.972	166.5	14	1'47.179	24.527	27.955	25.511	29.186	162.3
15	1'46.415	25.008	28.871	24.077	28.459	159.5	15	1'42.775	24.164	27.345	23.639	27.627	164.2
16	1'43.282	24.711	27.615	23.979	26.977	164.3	17th 6 Benjamin BAUMGA - AUT						
17	1'48.233 P	24.374	27.691	23.773	32.395	162.1	Runs=3 Total laps=16 Full laps=11						
14th 93 Maksym KOVALOV - UKR													
Runs=3 Total laps=14 Full laps=9													
1	2'10.009	27.586	35.564	25.712	28.012		1	2'15.925	25.317	30.189	26.144	28.762	
2	1'47.073	25.459	29.155	24.997	27.462	160.8	2	1'47.033	25.367	28.977	24.648	28.041	162.0
3	1'43.485	24.670	27.847	23.775	27.193	165.1	3	1'46.604	25.429	28.911	24.691	27.573	161.9
4	1'43.074	24.287	27.291	24.342	27.154	159.7	4	1'44.964	24.868	28.399	24.091	27.606	162.5
5	1'50.464 P	24.537	30.007	25.203	30.717	162.8	5	1'44.921	24.920	28.183	24.611	27.207	162.1
6	3'51.169	21.850	28.026	23.956	27.146		6	1'43.438	24.670	27.784	23.976	27.008	162.9
7	1'51.168	24.230	27.556	31.040	28.342	159.2	7	1'43.300	24.512	27.920	23.865	27.003	162.1
8	1'52.655 P	24.419	31.940	25.015	31.281	161.3	8	1'43.524	24.708	27.711	23.961	27.144	162.0
9	5'08.051	27.942	27.910	23.909	26.999		9	1'52.134 P	25.429	28.872	25.031	32.802	160.7
10	1'42.831	24.200	27.600	23.881	27.150	161.1	10	3'18.563	25.051	29.405	24.558	27.614	
11	1'48.756	24.044	28.192	27.857	28.663	161.4	11	1'44.541	24.693	28.098	24.550	27.200	160.0
12	1'42.642	24.180	27.746	23.778	26.938	163.3	12	1'44.174	24.681	27.741	24.189	27.563	162.0
							13	1'44.013	24.481	27.837	24.371	27.324	161.6
Fastest Lap: Lennox LEHMANN							Freudenberg WorldSS GER 1'39.155 23.444 26.988 22.596 26.127						

DORNA DATA PROCESSING TIMING SERVICE DORNA DATA PROCESSING TIMING SERVICE DORNA DATA PROCESSING TIMING SERVICE DORNA DATA PROCESSING TIMING SERVICE DORNA DATA PROCESSING TIMING SERVICE DORNA DATA PROCESSING TIMING SERVICE DORNA DATA PROCESSES

Qualifying Practice Nr. 2

Junior

Lap	Lap Time	T1	T2	T3	T4	Speed	Lap	Lap Time	T1	T2	T3	T4	Speed
14	1'43.951	24.563	28.048	24.085	27.255	161.9	12	1'45.579	24.975	28.661	24.251	27.692	161.8
15	1'53.501 P	25.483	29.032	25.169	33.817	161.7	13	1'50.788	26.000	30.021	25.692	29.075	162.7
16	2'26.289	27.231	28.166	24.026	27.268		14	1'44.952	25.299	28.217	24.103	27.333	159.2

18th E+0 Julius Caesar RÖRI MCA Racing GER
Runs=2 Total laps=16 Full laps=13

1	2'05.978	25.945	31.934	24.860	28.958	
2	1'46.805	25.807	28.710	24.244	28.044	156.2
3	1'45.823	25.688	28.479	24.277	27.379	160.1
4	1'43.959	24.386	27.947	24.233	27.393	165.4
5	1'44.127	25.077	28.052	23.686	27.312	161.4
6	1'43.843	24.866	27.850	23.964	27.163	162.2
7	1'44.273	24.659	28.161	24.151	27.302	161.5
8	1'44.451	24.872	28.161	24.109	27.309	160.0
9	1'50.282	29.580	29.146	24.081	27.475	142.8
10	1'44.824	25.084	27.997	24.348	27.395	160.5
11	1'51.100 P	25.012	28.977	24.586	32.525	160.0
12	3'47.963	25.183	28.540	24.701	28.034	
13	1'45.534	25.226	28.284	24.423	27.601	158.6
14	1'45.476	24.734	28.105	24.281	28.356	160.2
15	1'44.161	24.848	27.820	24.162	27.331	160.6
16	1'43.419	24.625	27.748	23.882	27.164	160.8

19th 51 Marvin MAISLINGE - AUT
Runs=3 Total laps=17 Full laps=12

1	1'57.173	26.087	31.092	25.670	28.444	
2	1'46.828	25.316	28.839	24.775	27.898	154.7
3	1'45.693	24.922	28.437	24.638	27.696	155.6
4	1'45.010	24.692	28.277	24.544	27.497	155.3
5	1'45.047	24.720	28.102	24.687	27.538	155.4
6	1'44.970	24.448	28.179	24.868	27.475	156.1
7	1'50.347 P	24.477	28.803	24.436	32.631	155.9
8	2'40.309	22.972	28.343	24.363	27.410	
9	1'44.450	24.481	28.114	24.244	27.611	158.9
10	1'49.677 P	24.388	27.963	24.602	32.724	160.6
11	2'10.213	22.797	30.016	24.795	27.752	
12	1'45.295	24.516	28.392	24.497	27.890	156.6
13	1'44.441	24.535	28.001	24.443	27.462	157.5
14	1'47.293	24.499	30.017	25.217	27.560	156.2
15	1'44.780	24.589	28.133	24.819	27.239	156.4
16	1'50.693	31.653	27.837	24.095	27.108	158.1
17	1'43.757	24.396	28.020	23.988	27.353	161.1

20th 22 Gerrit MALY - GER
Runs=2 Total laps=16 Full laps=13

1	2'16.578	27.150	34.837	28.263	31.771	
2	1'51.264	26.704	30.510	25.369	28.681	160.8
3	1'47.752	26.409	29.138	24.503	27.702	159.0
4	1'46.064	25.388	28.691	24.329	27.656	159.1
5	1'45.987	25.370	29.151	24.077	27.389	160.0
6	1'44.833	24.919	28.419	24.154	27.341	159.6
7	1'56.353 P	25.148	30.907	25.800	34.498	157.0
8	3'28.493	28.325	32.612	30.680	35.306	
9	1'52.748	25.573	29.268	28.267	29.640	156.5
10	1'45.971	25.320	28.486	24.459	27.706	161.1
11	1'45.480	24.973	28.428	24.261	27.818	158.1

21st 91 Jonas Robin HOLL - GER
Runs=2 Total laps=16 Full laps=12

1	2'44.309	30.546	34.408	27.675	30.066	
2	1'50.141	26.580	29.754	25.322	28.485	155.7
3	1'50.533	25.166	28.719	24.946	31.702	156.0
4	1'46.703	25.320	28.417	24.907	28.059	153.6
5	1'45.281	24.766	28.394	24.235	27.886	158.2
6	1'46.043	24.900	28.540	24.651	27.952	158.1
7	1'46.094	25.218	28.436	24.587	27.853	156.9
8	1'45.398	24.779	28.355	24.457	27.807	156.5
9	1'45.090	24.678	28.199	24.289	27.924	157.1
10	1'45.671	24.939	28.235	24.563	27.934	156.7
11	1'49.620 P	24.779	28.461	24.505	31.875	158.4
12	2'47.664	23.488	29.153	25.209	28.308	
13	1'46.273	24.926	28.760	24.543	28.044	157.2
14	1'45.610	24.822	28.298	24.353	28.137	156.8
15	1'45.832	24.861	28.417	24.290	28.264	156.4
16	1'49.889 P	25.063	28.215	24.621	31.990	154.9

22nd 45 Florian MANSEL ADAC Team Südbaye GER
Runs=1 Total laps=16 Full laps=15

1	2'24.558	26.356	33.838	27.876	32.890	
2	1'57.573	28.257	31.980	27.035	30.301	147.6
3	1'55.413	27.726	31.458	26.400	29.829	150.9
4	1'54.197	27.520	31.092	26.131	29.454	149.5
5	1'52.904	26.755	30.923	26.097	29.129	156.0
6	1'53.517	26.851	30.701	26.097	29.868	152.8
7	1'52.976	27.064	30.489	26.233	29.190	152.0
8	1'52.703	26.596	30.354	26.030	29.723	152.2
9	2'26.027	57.863	33.032	26.060	29.072	154.3
10	1'52.029	27.088	30.151	25.768	29.022	151.6
11	1'52.318	27.007	30.433	25.837	29.041	152.8
12	1'52.235	27.132	30.662	25.481	28.960	153.2
13	1'52.810	26.385	30.766	25.918	29.741	156.1
14	1'51.143	26.475	30.192	25.555	28.921	159.0
15	1'51.745	27.073	30.362	25.565	28.745	156.0
16	1'51.011	26.615	29.977	25.467	28.952	155.1

Fastest Lap: Lennox LEHMANN Freudenberq WorldSS GER 1'39.155 23.444 26.988 22.596 26.127

DORNA DATA PROCESSING TIMING SERVICE DORNA DATA PROCESSING TIMING SERVICE DORNA DATA PROCESSING TIMING SERVICE DORNA DATA PROCESSING TIMING SERVICE DORNA DATA PROCESSING TIMING SERVICE DORNA DATA PROCESSING TIMING SERVICE DORNA DATA PROCESSING TIMING SERVICE DORNA DATA PROCESSING TIMING SERVICE DORNA DATA PROCESSING TIMING SERVICE DORNA DATA PROCESSES

