Sachsenring

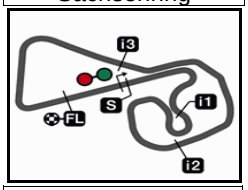

3671 m.

Results and timing service provided by TISSOT

RookiesCup

HJC HELMETS MOTORRAD GRAND PRIX DEUTSCHLAND

Free Practice Nr. 1

Classification

		Rider	Nation	Team	Motorcycle	Time	Lap	Total	Gap		Top Speed
1	99	**Carlos TATAY**	SPA	Red Bull MotoGP Rookies Cup	KTM	**1'29.942**	13	20			**201.7**
2	37	**Pedro ACOSTA**	SPA	Red Bull MotoGP Rookies Cup	KTM	**1'30.787**	16	18	0.845	0.845	**200.8**
3	29	**Billy VAN EERDE**	AUS	Red Bull MotoGP Rookies Cup	KTM	**1'30.852**	18	19	0.910	0.065	**201.0**
4	50	**Jason DUPASQUIER**	SWI	Red Bull MotoGP Rookies Cup	KTM	**1'31.180**	19	19	1.238	0.328	**201.0**
5	89	**Marcos URIARTE**	SPA	Red Bull MotoGP Rookies Cup	KTM	**1'31.201**	17	18	1.259	0.021	**200.3**
6	38	**David SALVADOR**	SPA	Red Bull MotoGP Rookies Cup	KTM	**1'31.333**	14	14	1.391	0.132	**199.4**
7	5	**Lorenzo FELLON**	FRA	Red Bull MotoGP Rookies Cup	KTM	**1'31.357**	17	19	1.415	0.024	**203.2**
8	92	**Yuki KUNII**	JPN	Red Bull MotoGP Rookies Cup	KTM	**1'31.373**	19	19	1.431	0.016	**200.4**
9	88	**Artem MARAEV**	RUS	Red Bull MotoGP Rookies Cup	KTM	**1'31.634**	19	19	1.692	0.261	**198.8**
10	7	**Barry BALTUS**	BEL	Red Bull MotoGP Rookies Cup	KTM	**1'31.678**	16	19	1.736	0.044	**194.3**
11	30	**Max COOK**	GBR	Red Bull MotoGP Rookies Cup	KTM	**1'31.844**	16	17	1.902	0.166	**195.6**
12	11	**Alex ESCRIG**	SPA	Red Bull MotoGP Rookies Cup	KTM	**1'31.902**	13	16	1.960	0.058	**200.6**
13	56	**Haruki NOGUCHI**	JPN	Red Bull MotoGP Rookies Cup	KTM	**1'31.948**	12	19	2.006	0.046	**201.9**
14	84	**Zonta VAN DEN GOORBE**	NED	Red Bull MotoGP Rookies Cup	KTM	**1'32.104**	14	18	2.162	0.156	**200.3**
15	74	**Daijiro SAKO**	JPN	Red Bull MotoGP Rookies Cup	KTM	**1'32.284**	19	19	2.342	0.180	**202.8**
16	6	**Phillip TONN**	GER	Red Bull MotoGP Rookies Cup	KTM	**1'32.316**	12	15	2.374	0.032	**196.8**
17	28	**Matteo BERTELLE**	ITA	Red Bull MotoGP Rookies Cup	KTM	**1'32.339**	14	18	2.397	0.023	**200.1**
18	48	**Gabin PLANQUES**	FRA	Red Bull MotoGP Rookies Cup	KTM	**1'32.376**	12	19	2.434	0.037	**203.7**
19	44	**Nicolas HERNANDEZ**	COL	Red Bull MotoGP Rookies Cup	KTM	**1'32.431**	12	18	2.489	0.055	**199.1**
20	45	**Clément ROUGÉ**	FRA	Red Bull MotoGP Rookies Cup	KTM	**1'32.453**	19	19	2.511	0.022	**199.1**
21	55	**Noah DETTWILER**	SWI	Red Bull MotoGP Rookies Cup	KTM	**1'35.293**	17	19	5.351	2.840	**199.8**
22	70	**Tyler SCOTT**	USA	Red Bull MotoGP Rookies Cup	KTM	**1'35.866**	14	18	5.924	0.573	**200.9**
23	62	**Aidan LIEBENBERG**	RSA	Red Bull MotoGP Rookies Cup	KTM	**1'35.893**	16	19	5.951	0.027	**193.6**

Practice condition: **Dry**
Air: 23°
Humidity: 37%
Ground: 41°

Fastest Lap:	Lap: 13	**Carlos TATAY**	**1'29.942**	146.9 Km/h
Best Race Lap:	2018	**Adrian CARRASCO**	**1'28.845**	148.7 Km/h
All Time Lap Record:	2018	**Can ÖNCÜ**	**1'28.786**	148.8 Km/h

The results are provisional until the end of the limit for protest and appeals.

Time limit for protest expires 30' after publication of the results - ..... Time: .....

DORNA DATA PROCESSING .TIMING SERVICE DORNA DATA PROCESSING TIMING SERVICE DORNA DATA PROCESSING TIMING SERVICE DORNA DATA PROCESSING TIMING SERVICE DORNA DATA PROCESSING TIMING SERVICE DORNA DATA PROCESSING TIMING SERVICE DORNA DATA PROCESSING TIMING SERVICE DORNA DATA PROCCEESSS

Sachsenring, Friday, July 05, 2019

Sachsenring

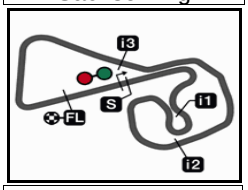

3671 m.

Results and timing service provided by TISSOT

RookiesCup

HJC HELMETS MOTORRAD GRAND PRIX DEUTSCHLAND

Free Practice Nr. 1

Top Speed & Average

	Rider	Nation	Motorcycle	Top 5 speeds					Average	Top
48	**Gabin PLANQUES**	**FRA**	KTM	203.7	202.1	200.8	200.4	199.5	201.3	**203.7**
5	**Lorenzo FELLON**	**FRA**	KTM	203.2	201.2	201.1	199.5	198.5	200.7	**203.2**
74	**Daijiro SAKO**	**JPN**	KTM	202.8	198.4	198.4	198.3	198.3	199.2	**202.8**
56	**Haruki NOGUCHI**	**JPN**	KTM	201.9	201.4	199.5	199.4	198.5	200.1	**201.9**
99	**Carlos TATAY**	**SPA**	KTM	201.7	200.2	199.9	199.6	198.8	200.0	**201.7**
29	**Billy VAN EERDE**	**AUS**	KTM	201.0	199.5	199.5	199.3	199.2	199.6	**201.0**
50	**Jason DUPASQUIER**	**SWI**	KTM	201.0	201.0	200.8	199.7	197.6	199.6	**201.0**
70	**Tyler SCOTT**	**USA**	KTM	200.9	197.5	197.2	197.1	196.6	197.9	**200.9**
37	**Pedro ACOSTA**	**SPA**	KTM	200.8	199.8	199.5	199.2	199.1	199.7	**200.8**
11	**Alex ESCRIG**	**SPA**	KTM	200.6	199.8	198.2	198.1	197.5	198.8	**200.6**
92	**Yuki KUNII**	**JPN**	KTM	200.4	199.1	199.0	197.0	196.8	198.5	**200.4**
84	**Zonta VAN DEN GOORBERGH**	**NED**	KTM	200.3	199.8	199.2	198.8	198.4	199.3	**200.3**
89	**Marcos URIARTE**	**SPA**	KTM	200.3	199.5	199.2	198.2	198.1	199.1	**200.3**
28	**Matteo BERTELLE**	**ITA**	KTM	200.1	199.8	199.5	198.7	198.6	199.3	**200.1**
55	**Noah DETTWILER**	**SWI**	KTM	199.8	199.5	198.6	197.9	197.3	198.6	**199.8**
38	**David SALVADOR**	**SPA**	KTM	199.4	197.7	197.2	196.8	196.4	197.5	**199.4**
45	**Clément ROUGÉ**	**FRA**	KTM	199.1	198.6	197.9	197.0	196.8	197.9	**199.1**
44	**Nicolas HERNANDEZ**	**COL**	KTM	199.1	198.3	196.5	196.3	196.2	197.3	**199.1**
88	**Artem MARAEV**	**RUS**	KTM	198.8	198.3	198.0	197.7	197.5	198.1	**198.8**
6	**Phillip TONN**	**GER**	KTM	196.8	196.5	194.7	194.7	194.4	195.4	**196.8**
30	**Max COOK**	**GBR**	KTM	195.6	195.2	194.5	194.5	194.3	194.8	**195.6**
7	**Barry BALTUS**	**BEL**	KTM	194.3	194.2	193.9	193.8	192.9	193.7	**194.3**
62	**Aidan LIEBENBERG**	**RSA**	KTM	193.6	192.5	192.0	191.9	191.2	192.2	**193.6**

DORNA DATA PROCESSING ,TIMING SERVICE DORNA DATA PROCESSING TIMING SERVICE DORNA DATA PROCESSING TIMING SERVICE DORNA DATA PROCESSING TIMING SERVICE DORNA DATA PROCESSING TIMING SERVICE DORNA DATA PROCESSING TIMING SERVICE DORNA DATA PROCESSING TIMING SERVICE DORNA DATA PROCCEESSS

Sachsenring, Friday, July 05, 2019

Sachsenring

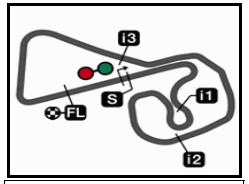

3671 m.

Results and timing service provided by TISSOT

RookiesCup

HJC HELMETS MOTORRAD GRAND PRIX DEUTSCHLAND

Free Practice Nr. 1

Best Partial Times

IT *Ideal Lap Time, sum of the best partial times* ***BT*** *Best Lap Time*

T1			T2		T3		T4	
Pos	Rider	Time	Rider	Time	Rider	Time	Rider	Time
1	P.ACOSTA	20.754	C.TATAY	24.605	C.TATAY	20.830	C.TATAY	23.512
2	**C.TATAY**	**20.904**	**P.ACOSTA**	**24.780**	**B.VAN EERDE**	**20.935**	**P.ACOSTA**	**23.578**
3	B.VAN EERDE	21.030	B.VAN EERDE	24.847	J.DUPASQUIER	20.937	M.URIARTE	23.670
4	**P.TONN**	**21.107**	**D.SALVADOR**	**24.872**	**M.URIARTE**	**21.023**	**D.SALVADOR**	**23.729**
5	L.FELLON	21.134	A.MARAEV	24.938	B.BALTUS	21.046	L.FELLON	23.776
6	**A.ESCRIG**	**21.178**	**J.DUPASQUIER**	**25.014**	**Y.KUNII**	**21.052**	**B.VAN EERDE**	**23.785**
7	Z.VAN DEN GOO	21.208	Y.KUNII	25.074	L.FELLON	21.085	J.DUPASQUIER	23.828
8	**Y.KUNII**	**21.211**	**P.TONN**	**25.119**	**P.ACOSTA**	**21.096**	**Y.KUNII**	**23.845**
9	D.SALVADOR	21.267	N.HERNANDEZ	25.134	A.MARAEV	21.125	A.MARAEV	23.866
10	**J.DUPASQUIER**	**21.268**	**Z.VAN DEN GOO**	**25.164**	**M.COOK**	**21.199**	**G.PLANQUES**	**23.870**
11	M.COOK	21.270	L.FELLON	25.189	H.NOGUCHI	21.217	M.COOK	23.901
12	**M.URIARTE**	**21.277**	**B.BALTUS**	**25.196**	**D.SALVADOR**	**21.249**	**B.BALTUS**	**23.916**
13	B.BALTUS	21.289	C.ROUGÉ	25.197	M.BERTELLE	21.263	H.NOGUCHI	23.948
14	**D.SAKO**	**21.304**	**M.COOK**	**25.200**	**Z.VAN DEN GOO**	**21.287**	**A.ESCRIG**	**23.949**
15	A.MARAEV	21.308	A.ESCRIG	25.203	N.HERNANDEZ	21.303	M.BERTELLE	24.068
16	**N.HERNANDEZ**	**21.379**	**D.SAKO**	**25.210**	**D.SAKO**	**21.317**	**N.HERNANDEZ**	**24.126**
17	C.ROUGÉ	21.380	M.URIARTE	25.226	G.PLANQUES	21.402	Z.VAN DEN GOO	24.145
18	**M.BERTELLE**	**21.402**	**G.PLANQUES**	**25.276**	**P.TONN**	**21.421**	**D.SAKO**	**24.205**
19	G.PLANQUES	21.424	H.NOGUCHI	25.354	C.ROUGÉ	21.430	C.ROUGÉ	24.218
20	**H.NOGUCHI**	**21.429**	**M.BERTELLE**	**25.423**	**A.ESCRIG**	**21.435**	**P.TONN**	**24.314**
21	N.DETTWILER	21.791	T.SCOTT	26.112	T.SCOTT	21.778	N.DETTWILER	24.671
22	**T.SCOTT**	**22.013**	**N.DETTWILER**	**26.233**	**N.DETTWILER**	**22.220**	**T.SCOTT**	**24.774**
23	A.LIEBENBERG	22.158	A.LIEBENBERG	26.376	A.LIEBENBERG	22.232	A.LIEBENBERG	25.061

Pos	Rider	IT	BT	
1	**C.TATAY**	1'29.851	1'29.942	(1)
2	**P.ACOSTA**	1'30.208	1'30.787	(2)
3	**B.VAN EERDE**	1'30.597	1'30.852	(3)
4	**J.DUPASQUIE**	1'31.047	1'31.180	(4)
5	**D.SALVADOR**	1'31.117	1'31.333	(6)
6	**Y.KUNII**	1'31.182	1'31.373	(8)
7	**L.FELLON**	1'31.184	1'31.357	(7)
8	**M.URIARTE**	1'31.196	1'31.201	(5)
9	**A.MARAEV**	1'31.237	1'31.634	(9)
10	**B.BALTUS**	1'31.447	1'31.678	(10)
11	**M.COOK**	1'31.570	1'31.844	(11)
12	**A.ESCRIG**	1'31.765	1'31.902	(12)
13	**Z.VAN DEN G**	1'31.804	1'32.104	(14)
14	**N.HERNANDE**	1'31.942	1'32.431	(19)
15	**H.NOGUCHI**	1'31.948	1'31.948	(13)
16	**P.TONN**	1'31.961	1'32.316	(16)
17	**G.PLANQUES**	1'31.972	1'32.376	(18)
18	**D.SAKO**	1'32.036	1'32.284	(15)
19	**M.BERTELLE**	1'32.156	1'32.339	(17)
20	**C.ROUGÉ**	1'32.225	1'32.453	(20)
21	**T.SCOTT**	1'34.677	1'35.866	(22)
22	**N.DETTWILER**	1'34.915	1'35.293	(21)
23	**A.LIEBENBER**	1'35.827	1'35.893	(23)

DORNA DATA PROCESSING .TIMING SERVICE DORNA DATA PROCESSING TIMING SERVICE DORNA DATA PROCESSING TIMING SERVICE DORNA DATA PROCESSING TIMING SERVICE DORNA DATA PROCESSING TIMING SERVICE DORNA DATA PROCESSING TIMING SERVICE DORNA DATA PROCESSING TIMING SERVICE DORNA DATA PROCCEESSS

Sachsenring

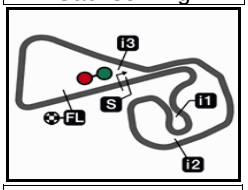

3671 m.

Results and timing service provided by TISSOT

RookiesCup

HJC HELMETS MOTORRAD GRAND PRIX DEUTSCHLAND

Free Practice Nr. 1

Fastest Laps Sequence

Practice Time		Rider	Nation	Motorcycle	Time	Km/h	Rider's Lap
3'17.359	7	**Barry BALTUS**	BEL	KTM	**1'33.212**	141.7	2
3'44.459	99	**Carlos TATAY**	SPA	KTM	**1'33.014**	142.0	2
4'50.043	7	**Barry BALTUS**	BEL	KTM	**1'32.684**	142.5	3
5'16.748	99	**Carlos TATAY**	SPA	KTM	**1'32.289**	143.1	3
6'48.369	99	**Carlos TATAY**	SPA	KTM	**1'31.621**	144.2	4
9'51.330	99	**Carlos TATAY**	SPA	KTM	**1'31.300**	144.7	6
11'21.951	99	**Carlos TATAY**	SPA	KTM	**1'30.621**	145.8	7
18'58.280	99	**Carlos TATAY**	SPA	KTM	**1'30.504**	146.0	12
20'28.222	99	**Carlos TATAY**	SPA	KTM	**1'29.942**	146.9	13

DORNA DATA PROCESSING _TIMING SERVICE DORNA DATA PROCESSING TIMING SERVICE DORNA DATA PROCESSING TIMING SERVICE DORNA DATA PROCESSING TIMING SERVICE DORNA DATA PROCESSING TIMING SERVICE DORNA DATA PROCESSING TIMING SERVICE DORNA DATA PROCESSING TIMING SERVICE DORNA DATA PROCCEESSS

Sachsenring

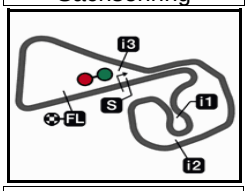

3671 m.

Results and timing service provided by TISSOT

RookiesCup

HJC HELMETS MOTORRAD GRAND PRIX DEUTSCHLAND

Free Practice Nr. 1

Chronological Analysis of Performances

** Lap / Sector time cancelled* — ***T1*** *Time from finish line to 1st intermediate* — ***T3*** *Time from 2nd intermed. to 3rd intermed.*

P *Crossing the finish line in pit lane* — ***T2*** *Time from 1st intermed. to 2nd intermed.* — ***T4*** *Time from 3rd intermediate to finish line*

1st 99 Carlos TATAY — Red Bull MotoGP Roo SPA

Runs=1 Total laps=20 Full laps=19

Lap	Lap Time	T1	T2	T3	T4	Speed
1	2'11.445	25.932	27.523	22.591	24.839	
2	**1'33.014**	21.740	25.365	21.675	24.234	196.0
3	**1'32.289**	21.714	25.463	21.150	23.962	200.2
4	**1'31.621**	21.241	25.235	21.338	23.807	198.3
5	**1'31.661**	21.244	25.088	21.466	23.863	199.6
6	**1'31.300**	21.237	25.095	21.246	23.722	201.7
7	**1'30.621**	20.904	24.772	21.206	23.739	199.9
8	**1'30.868**	21.186	24.736	21.086	23.860	197.7
9	**1'30.688**	21.156	24.833	20.934	23.765	198.8
10	**1'33.583**	21.391	25.770	21.987	24.435	193.5
11	**1'30.686**	21.063	24.697	21.077	23.849	197.0
12	**1'30.504**	21.057	24.730	20.983	23.734	196.7
13	**1'29.942**	20.995	24.605	20.830	23.512	197.8
14	**1'30.381**	21.024	24.664	20.995	23.698	197.9
15	**1'30.632**	21.020	24.765	21.171	23.676	195.6
16	**1'30.547**	21.058	24.740	21.064	23.685	195.6
17	**1'34.912**	22.453	26.372	21.800	24.287	196.3
18	**1'30.455**	21.029	24.837	20.919	23.670	197.0
19	**1'30.744**	20.956	24.908	21.140	23.740	197.4
20	**1'30.359**	21.009	24.813	20.997	23.540	197.8

2nd 37 Pedro ACOSTA — Red Bull MotoGP Roo SPA

Runs=3 Total laps=18 Full laps=13

Lap	Lap Time	T1	T2	T3	T4	Speed
1	1'56.597	23.330	28.382	24.336	24.978	
2	**1'35.920**	21.772	26.664	22.688	24.796	199.0
3	**1'33.980**	21.436	26.133	21.863	24.548	198.4
4	**1'36.637**	22.939	27.095	22.115	24.488	198.9
5	**1'31.939**	21.283	25.277	21.588	23.791	200.8
6	**1'32.824**	20.972	25.113	22.452	24.287	199.5
7	1'37.650 P	21.118	25.253	21.429	29.850	199.8
8	3'43.801	21.303	26.865	21.584	24.155	
9	**1'31.851**	21.145	25.377	21.371	23.958	198.3
10	**1'31.949**	21.303	25.597	21.096	23.953	196.9
11	**1'31.053**	21.012	25.105	21.206	23.730	198.5
12	**1'30.813**	20.871	25.097	21.135	23.710	198.0
13	**1'31.611**	20.754	25.469	21.613	23.775	199.1
14	1'37.223 P	21.682	26.145	21.825	27.571	197.8
15	1'48.041	19.815	25.533	21.268	23.578	
16	**1'30.787**	20.844	24.780	21.444	23.719	198.7
17	**1'31.373**	21.293	25.278	21.122	23.680	198.3
18	**1'30.863**	20.902	25.108	21.211	23.642	199.2

3rd 29 Billy VAN EERDE — Red Bull MotoGP Roo AUS

Runs=1 Total laps=19 Full laps=17

Lap	Lap Time	T1	T2	T3	T4	Speed
1	1'57.738	22.276	27.896	23.328	25.115	
2	**1'35.329**	22.347	25.929	22.190	24.863	197.7
3	**1'34.415**	22.158	26.009	21.692	24.556	201.0
4	**1'32.935**	21.523	25.568	21.516	24.328	199.0
5	**1'32.634**	21.654	25.463	21.405	24.112	199.5
6	**1'32.178**	21.438	25.286	21.124	24.330	198.8
7	**1'31.851**	21.409	25.294	21.111	24.037	198.8
8	**1'32.463**	21.429	25.119	21.368	24.547	198.4
9	**1'33.237**	21.340	26.335	21.325	24.237	198.4
10	**1'31.968**	21.307	25.103	21.337	24.221	198.8
11	**1'31.026**	21.030	24.909	21.015	24.072	199.2
12	**1'31.222**	21.088	25.037	21.012	24.085	198.8
13	**1'33.394**	22.824	25.476	21.021	24.073	197.6
14	**1'31.468**	21.196	24.996	21.270	24.006	199.3
15	**1'31.135**	21.103	24.847	21.267	23.918	199.1
16	**1'31.000**	21.249	24.999	20.967	23.785	198.2
17	**1'34.701**	22.919	26.356	21.427	23.999	199.5
18	**1'30.852**	21.190	24.924	20.935	23.803	198.6
19	1'36.900 P	22.821	26.440	21.146	26.493	199.2

4th 50 Jason DUPASQUIE — Red Bull MotoGP Roo SWI

Runs=2 Total laps=19 Full laps=16

Lap	Lap Time	T1	T2	T3	T4	Speed
1	2'06.067	25.288	27.181	23.049	25.919	
2	**1'36.623**	22.712	26.079	22.587	25.245	197.3
3	**1'33.395**	21.840	25.633	21.438	24.484	196.7
4	**1'32.781**	21.706	25.313	21.616	24.146	196.4
5	**1'32.597**	21.529	25.183	21.848	24.037	196.7
6	**1'32.650**	21.427	25.276	21.534	24.413	197.6
7	**1'31.794**	21.303	25.123	21.032	24.336	201.0
8	**1'33.128**	21.582	25.430	21.279	24.837	196.9
9	**1'33.014**	21.629	25.654	21.435	24.296	200.8
10	**1'32.295**	21.533	25.336	21.297	24.129	201.0
11	**1'31.942**	21.400	25.084	21.206	24.252	196.1
12	1'35.383 P	21.959	25.323	21.429	26.672	194.6
13	2'48.296	21.445	25.962	21.945	24.897	
14	**1'32.052**	21.575	25.368	21.156	23.953	197.1
15	**1'31.495**	21.408	25.019	21.019	24.049	196.2
16	**1'35.534**	22.248	27.662	21.520	24.104	193.5
17	**1'31.526**	21.268	25.153	21.095	24.010	199.7
18	**1'33.859**	22.080	26.496	21.055	24.228	197.6
19	**1'31.180**	21.401	25.014	20.937	23.828	195.9

5th 89 Marcos URIARTE — Red Bull MotoGP Roo SPA

Runs=2 Total laps=18 Full laps=14

Lap	Lap Time	T1	T2	T3	T4	Speed
1	1'47.598	21.031	27.155	23.392	25.589	
2	**1'35.911**	22.105	26.480	22.565	24.761	196.7

Fastest Lap: Carlos TATAY — Red Bull MotoGP Roo SPA — **1'29.942** — 20.995 — 24.605 — 20.830 — 23.512

DORNA DATA PROCESSING -TIMING SERVICE DORNA DATA PROCESSING TIMING SERVICE DORNA DATA PROCESSING TIMING SERVICE DORNA DATA PROCESSING TIMING SERVICE DORNA DATA PROCESSING TIMING SERVICE DORNA DATA PROCESSING TIMING SERVICE DORNA DATA PROCESSING TIMING SERVICE DORNA DATA PROCCEESSS

Sachsenring, Friday, July 05, 2019

Free Practice Nr. 1

RookiesCup

Lap	Lap Time	T1	T2	T3	T4	Speed
3	1'35.006	21.913	25.992	22.315	24.786	198.0
4	1'34.095	22.048	26.209	21.626	24.212	197.1
5	1'32.840	21.632	25.756	21.517	23.935	194.3
6	1'32.723	21.624	25.588	21.519	23.992	197.3
7	1'37.846 P	21.548	25.436	21.757	29.105	200.3
8	2'59.997	22.808	27.906	22.709	25.257	
9	1'33.387	21.726	25.661	21.556	24.444	197.4
10	1'33.119	21.873	25.543	21.561	24.142	197.2
11	1'32.890	21.618	25.597	21.664	24.011	195.2
12	1'32.120	21.454	25.374	21.411	23.881	195.8
13	1'32.228	21.519	25.508	21.214	23.987	198.1
14	1'31.724	21.430	25.292	21.156	23.846	196.3
15	1'33.250	22.610	25.521	21.345	23.774	197.1
16	1'34.168	21.340	27.224	21.584	24.020	198.2
17	1'31.201	21.277	25.226	21.028	23.670	199.2
18	1'36.625 P	22.221	27.170	21.023	26.211	199.5

6th 38 David SALVADOR

Red Bull MotoGP Roo SPA

Runs=2 Total laps=15 Full laps=11

Lap	Lap Time	T1	T2	T3	T4	Speed
1	1'56.587	22.316	28.277	24.082	25.109	
2	1'36.230	23.219	25.906	22.291	24.814	196.4
3	1'33.846	22.103	25.652	21.970	24.121	199.4
4	1'33.285	21.506	25.490	22.193	24.096	197.2
5	1'34.235	22.432	25.781	21.837	24.185	193.4
6	1'31.680	21.267	25.195	21.372	23.846	195.4
7	1'34.013	23.428	25.190	21.440	23.955	196.8
8	1'31.920	21.292	25.077	21.289	24.262	195.5
9	1'31.865	21.348	25.130	21.457	23.930	194.4
10	1'32.044	21.406	25.226	21.583	23.829	197.7
11	1'35.041 P	21.433	24.872	21.334	27.402	194.5
12	1'51.112	21.512	25.274	21.970	23.946	
13	1'31.851	21.365	25.158	21.470	23.858	193.3
14	1'31.333	21.320	25.035	21.249	23.729	194.8
	unfinished	21.327	24.957			195.2

7th 5 Lorenzo FELLON

Red Bull MotoGP Roo FRA

Runs=3 Total laps=19 Full laps=15

Lap	Lap Time	T1	T2	T3	T4	Speed
1	2'05.444	25.061	27.111	22.895	25.361	
2	1'35.401	21.831	26.771	22.177	24.622	194.3
3	1'33.673	21.510	25.689	21.976	24.498	197.8
4	1'33.048	21.453	25.784	21.558	24.253	196.8
5	1'32.840	21.409	25.613	21.468	24.350	196.2
6	1'32.782	21.387	25.710	21.656	24.029	201.2
7	1'31.942	21.253	25.243	21.266	24.180	203.2
8	1'32.860	21.517	25.357	21.432	24.554	198.4
9	1'33.330	21.888	25.502	21.596	24.344	190.9
10	1'32.918	21.447	25.690	21.532	24.249	196.2
11	1'32.293	21.818	25.227	21.239	24.009	195.0
12	1'32.496	21.551	25.413	21.398	24.134	199.5
13	1'38.070	23.717	29.099	21.244	24.010	196.3
14	1'38.601 P	21.389	25.299	21.749	30.164	201.1
15	1'58.474 P	22.100	25.707	21.661	27.689	
16	1'48.636	19.203	25.346	21.157	23.808	
17	1'31.357	21.134	25.238	21.209	23.776	198.5
18	1'31.837	21.386	25.189	21.384	23.878	198.4
19	1'31.635	21.249	25.300	21.085	24.001	198.2

8th 92 Yuki KUNII

Red Bull MotoGP Roo JPN

Runs=1 Total laps=19 Full laps=18

Lap	Lap Time	T1	T2	T3	T4	Speed
1	2'04.863	26.017	27.733	23.011	24.931	
2	1'36.048	22.103	26.550	23.076	24.319	193.4
3	1'33.762	21.629	25.779	21.893	24.461	197.0
4	1'32.989	21.551	25.649	21.637	24.152	195.5
5	1'32.839	21.498	25.650	21.426	24.265	196.8
6	1'32.494	21.463	25.423	21.655	23.953	200.4
7	1'32.410	21.607	25.187	21.481	24.135	199.1
8	1'32.629	21.512	25.273	21.512	24.332	199.0
9	1'33.879	21.458	25.738	21.824	24.859	194.8
10	1'34.501	21.429	25.484	21.367	26.221	196.5
11	1'36.352	23.526	26.578	21.976	24.272	196.5
12	1'32.154	21.418	25.327	21.419	23.990	195.7
13	1'31.734	21.211	25.239	21.358	23.926	195.3
14	1'36.191	24.736	25.664	21.417	24.374	196.7
15	1'31.900	21.383	25.235	21.130	24.152	195.0
16	1'31.504	21.533	25.074	21.052	23.845	192.0
17	1'32.287	21.309	25.277	21.767	23.934	196.3
18	1'31.911	21.436	25.151	21.314	24.010	194.5
19	1'31.373	21.289	25.095	21.099	23.890	196.2

9th 88 Artem MARAEV

Red Bull MotoGP Roo RUS

Runs=1 Total laps=19 Full laps=18

Lap	Lap Time	T1	T2	T3	T4	Speed
1	1'55.381	23.103	28.831	24.176	26.629	
2	1'38.540	22.781	26.830	23.132	25.797	192.8
3	1'36.514	22.915	26.412	22.104	25.083	194.8
4	1'34.913	21.831	25.975	22.158	24.949	196.1
5	1'34.147	21.874	25.864	21.722	24.687	198.8
6	1'34.034	21.947	25.742	21.740	24.605	198.0
7	1'32.352	21.512	25.123	21.330	24.387	198.3
8	1'33.011	21.779	25.420	21.230	24.582	196.6
9	1'33.754	21.871	25.597	21.795	24.491	197.5
10	1'32.612	21.575	25.313	21.368	24.356	197.7
11	1'32.896	21.752	25.383	21.459	24.302	195.9
12	1'32.071	21.535	25.184	21.262	24.090	194.3
13	1'35.404	21.500	27.634	21.731	24.539	195.0
14	1'33.125	22.026	25.227	21.552	24.320	197.4
15	1'36.368	22.302	27.643	21.693	24.730	196.0
16	1'31.940	21.550	25.158	21.237	23.995	195.2
17	1'31.700	21.492	24.938	21.404	23.866	194.4
18	1'32.009	21.464	25.045	21.351	24.149	195.5
19	1'31.634	21.308	25.136	21.125	24.065	197.0

10th 7 Barry BALTUS

Red Bull MotoGP Roo BEL

Runs=2 Total laps=19 Full laps=16

Lap	Lap Time	T1	T2	T3	T4	Speed
1	1'44.147	20.704	26.175	22.220	24.778	
2	1'33.212	22.047	25.544	21.474	24.147	191.1
3	1'32.684	21.554	25.294	21.580	24.256	192.1
4	1'32.680	21.905	25.337	21.288	24.150	192.7
5	1'32.588	21.792	25.279	21.348	24.169	192.9
6	1'32.178	21.511	25.298	21.277	24.092	192.0
7	1'32.740	21.491	25.439	21.549	24.261	192.5
8	1'32.221	21.525	25.287	21.292	24.117	192.9
9	1'37.279 P	21.571	25.359	21.741	28.608	194.2

Fastest Lap:	Carlos TATAY	Red Bull MotoGP Roo	SPA	**1'29.942**	20.995	24.605	20.830	23.512

DORNA DATA PROCESSING ,TIMING SERVICE DORNA DATA PROCESSING TIMING SERVICE DORNA DATA PROCESSING TIMING SERVICE DORNA DATA PROCESSING TIMING SERVICE DORNA DATA PROCESSING TIMING SERVICE DORNA DATA PROCESSING TIMING SERVICE DORNA DATA PROCESSING TIMING SERVICE DORNA DATA PROCCEESSS

Free Practice Nr. 1

RookiesCup

Lap	Lap Time	T1	T2	T3	T4	Speed
10	2'42.242	22.292	25.835	22.616	25.374	
11	**1'32.712**	21.952	25.445	21.262	24.053	193.8
12	**1'32.087**	21.458	25.263	21.284	24.082	191.7
13	**1'31.975**	21.412	25.251	21.119	24.193	194.3
14	**1'31.992**	21.324	25.259	21.190	24.219	192.3
15	**1'31.702**	21.289	25.206	21.151	24.056	192.6
16	**1'31.678**	21.393	25.196	21.046	24.043	192.5
17	**1'31.847**	21.313	25.302	21.057	24.175	192.4
18	**1'31.960**	21.413	25.402	21.229	23.916	192.4
19	**1'34.191**	23.138	25.953	21.142	23.958	193.9

11th 30 Max COOK

Red Bull MotoGP Roo GBR

Runs=3 Total laps=17 Full laps=12

1	1'51.055	21.690	27.442	22.726	25.269	
2	**1'34.688**	22.091	26.090	21.911	24.596	191.2
3	**1'33.255**	21.600	25.599	21.748	24.308	193.6
4	**1'33.489**	21.638	25.742	21.741	24.368	195.2
5	**1'32.774**	21.442	25.526	21.616	24.190	193.7
6	**1'32.633**	21.494	25.385	21.626	24.128	193.7
7	1'39.221 P	21.518	25.498	21.931	30.274	194.5
8	3'31.997	20.878	26.577	22.420	24.434	
9	**1'32.778**	21.546	25.397	21.594	24.241	194.3
10	**1'32.941**	21.488	25.493	21.614	24.346	193.0
11	**1'32.835**	21.495	25.463	21.627	24.250	194.0
12	**1'32.797**	21.375	25.615	21.484	24.323	194.2
13	1'38.695 P	21.759	26.033	22.543	28.360	193.8
14	3'31.176	20.204	25.585	21.711	24.245	
15	**1'32.656**	21.429	25.501	21.629	24.097	193.1
16	**1'31.844**	21.544	25.200	21.199	23.901	195.6
17	**1'33.077**	21.270	25.254	22.155	24.398	194.5

12th 11 Alex ESCRIG

Red Bull MotoGP Roo SPA

Runs=2 Total laps=17 Full laps=13

1	2'01.332	24.422	28.815	25.385	27.594	
2	**1'42.336**	24.449	28.322	23.089	26.476	195.8
3	**1'37.796**	22.768	26.572	22.507	25.949	198.1
4	**1'37.172**	22.186	26.836	22.885	25.265	197.4
5	**1'36.842**	22.141	26.587	22.559	25.555	195.4
6	**1'36.258**	22.022	26.442	22.889	24.905	196.6
7	1'54.552 P	22.942	30.862	28.542	32.206	196.9
8	2'01.075	25.862	28.424	23.708	25.299	
9	**1'38.699**	22.746	27.458	22.691	25.804	196.9
10	**1'34.864**	21.921	26.191	22.227	24.525	196.3
11	**1'34.401**	21.827	26.009	22.159	24.406	196.5
12	**1'33.167**	22.021	25.433	21.587	24.126	191.6
13	**1'31.902**	21.315	25.203	21.435	23.949	199.8
14	**1'33.785**	21.446	25.335	22.344	24.660	198.2
15	**1'32.850**	21.330	25.463	21.938	24.119	197.5
16	**1'32.641**	21.387	25.329	21.677	24.248	196.1
	unfinished	21.178	36.922			200.6

13th 56 Haruki NOGUCHI

Red Bull MotoGP Roo JPN

Runs=1 Total laps=19 Full laps=18

1	1'53.935	23.164	28.737	23.933	26.300	
2	**1'39.317**	23.328	27.259	23.078	25.652	194.6
3	**1'35.708**	22.473	26.194	22.094	24.947	198.5
4	**1'35.642**	22.360	26.127	22.303	24.852	197.9
5	**1'34.786**	22.023	26.019	21.857	24.887	197.6
6	**1'33.226**	21.785	25.913	21.401	24.127	198.4
7	**1'32.845**	21.487	25.519	21.491	24.348	201.9
8	**1'33.172**	21.810	25.553	21.276	24.533	197.2
9	**1'33.123**	21.663	25.551	21.334	24.575	201.4
10	**1'32.664**	21.434	25.552	21.331	24.347	197.9
11	**1'34.204**	23.150	25.472	21.455	24.127	199.4
12	**1'31.948**	21.429	25.354	21.217	23.948	198.0
13	**1'34.281**	21.481	26.879	21.666	24.255	199.5
14	**1'32.990**	21.541	25.476	21.631	24.342	198.0
15	**1'57.385**	41.826	28.120	22.099	25.340	197.1
16	**1'33.156**	21.614	25.629	21.553	24.360	197.5
17	**1'33.194**	21.472	25.667	21.660	24.395	197.0
18	**1'33.464**	21.654	25.829	21.682	24.299	195.9
19	**1'32.877**	21.516	25.691	21.362	24.308	198.1

14th 84 Zonta VAN DEN GO

Red Bull MotoGP Roo NED

Runs=2 Total laps=18 Full laps=15

1	1'52.272	22.453	27.889	23.067	25.318	
2	**1'35.921**	22.244	26.263	22.420	24.994	197.2
3	**1'34.990**	21.949	26.173	22.083	24.785	198.2
4	**1'34.246**	22.016	25.707	21.841	24.682	197.8
5	**1'34.049**	21.943	25.756	21.951	24.399	196.5
6	**1'33.847**	21.887	25.720	21.631	24.609	197.5
7	**1'33.169**	21.721	25.343	21.415	24.690	198.3
8	**1'33.701**	21.787	25.380	21.694	24.840	194.5
9	**1'32.693**	21.615	25.445	21.287	24.346	199.8
10	**1'32.635**	21.396	25.532	21.409	24.298	199.2
11	**1'32.256**	21.447	25.164	21.470	24.175	200.3
12	**1'32.736**	21.525	25.331	21.478	24.402	198.0
13	**1'32.228**	21.361	25.354	21.368	24.145	198.3
14	**1'32.104**	21.208	25.287	21.450	24.159	198.8
15	**1'32.462**	21.226	25.311	21.645	24.280	198.4
16	1'41.038 P	25.557	26.029	21.778	27.674	196.5
17	3'09.063	22.081	25.944	22.004	24.579	
18	**1'32.834**	21.446	25.545	21.683	24.160	196.8

15th 74 Daijiro SAKO

Red Bull MotoGP Roo JPN

Runs=1 Total laps=19 Full laps=18

1	1'54.161	22.749	28.764	23.956	26.208	
2	**1'38.553**	22.895	27.328	23.132	25.198	195.5
3	**1'34.952**	21.924	25.981	22.247	24.800	198.2
4	**1'35.285**	22.031	26.318	22.300	24.636	198.4
5	**1'34.102**	21.997	25.558	22.032	24.515	196.0
6	**1'34.160**	21.919	25.680	22.095	24.466	196.6
7	**1'33.293**	21.639	25.470	21.806	24.378	198.2
8	**1'33.793**	21.612	25.435	22.013	24.733	197.5
9	**1'34.538**	22.191	25.802	21.988	24.557	197.5
10	**1'33.129**	21.660	25.501	21.618	24.350	202.8
11	**1'33.015**	21.791	25.595	21.402	24.227	198.3
12	**1'32.462**	21.612	25.294	21.334	24.222	198.1
13	**1'34.043**	21.844	26.223	21.693	24.283	197.4
14	**1'32.924**	21.881	25.210	21.595	24.238	195.4
15	**1'34.896**	21.535	26.879	22.080	24.402	198.3
16	**1'32.572**	21.579	25.253	21.523	24.217	195.0

Fastest Lap: Carlos TATAY Red Bull MotoGP Roo SPA **1'29.942** 20.995 24.605 20.830 23.512

DORNA DATA PROCESSING ,TIMING SERVICE DORNA DATA PROCESSING TIMING SERVICE DORNA DATA PROCESSING TIMING SERVICE DORNA DATA PROCESSING TIMING SERVICE DORNA DATA PROCESSING TIMING SERVICE DORNA DATA PROCESSING TIMING SERVICE DORNA DATA PROCESSING TIMING SERVICE DORNA DATA PROCCEESSS

Free Practice Nr. 1

RookiesCup

Lap	Lap Time	T1	T2	T3	T4	Speed
17	1'33.264	21.557	25.334	22.038	24.335	195.9
18	1'32.302	21.554	25.226	21.317	24.205	198.4
19	1'32.284	21.304	25.244	21.424	24.312	198.1

16th 6 Phillip TONN — Red Bull MotoGP Roo GER

Runs=2 Total laps=15 Full laps=10

Lap	Lap Time	T1	T2	T3	T4	Speed
1	1'47.927	21.088	27.157	22.616	25.852	
2	1'35.103	21.910	25.870	22.340	24.983	192.5
3	1'33.926	21.738	25.592	21.925	24.671	194.4
4	1'33.293	21.548	25.468	21.760	24.517	194.0
5	1'33.457	21.532	25.497	21.728	24.700	192.9
6	1'33.255	21.354	25.414	21.903	24.584	193.8
7	1'38.496 P	21.292	25.459	21.781	29.964	194.7
8	3'06.514	20.760	26.083	21.939	24.813	
9	1'33.592	21.632	25.515	21.799	24.646	193.7
10	1'32.648	21.733	25.119	21.482	24.314	194.2
11	1'32.693	21.448	25.341	21.421	24.483	196.5
12	1'32.316	21.143	25.292	21.533	24.348	194.7
13	1'32.403	21.107	25.333	21.442	24.521	196.8
14	1'37.623 P	21.720	25.808	21.717	28.378	192.8
15	3'11.038	21.107	26.429	21.824	24.502	

17th 28 Matteo BERTELLE — Red Bull MotoGP Roo ITA

Runs=2 Total laps=18 Full laps=15

Lap	Lap Time	T1	T2	T3	T4	Speed
1	1'57.382	23.116	29.635	24.520	25.991	
2	1'36.899	22.938	26.695	22.043	25.223	197.7
3	1'35.202	22.396	26.258	21.891	24.657	200.1
4	1'35.449	22.302	26.062	22.087	24.998	197.9
5	1'34.342	22.126	25.903	21.743	24.570	194.9
6	1'33.049	21.729	25.708	21.542	24.070	196.9
7	1'32.878	21.511	25.625	21.334	24.408	198.7
8	1'33.248	21.941	25.559	21.314	24.434	198.5
9	1'33.748	21.714	25.829	21.347	24.858	199.5
10	1'32.706	21.700	25.581	21.263	24.162	199.8
11	1'38.579	22.031	28.560	23.543	24.445	197.9
12	1'32.809	21.678	25.599	21.458	24.074	196.1
13	1'32.452	21.425	25.484	21.475	24.068	196.5
14	1'32.339	21.402	25.423	21.366	24.148	198.6
15	1'40.259 P	23.056	26.457	22.294	28.452	196.3
16	3'35.000	24.620	28.533	22.368	24.390	
17	1'32.669	21.568	25.491	21.448	24.162	196.7
18	1'32.874	21.578	25.681	21.467	24.148	197.8

18th 48 Gabin PLANQUES — Red Bull MotoGP Roo FRA

Runs=2 Total laps=19 Full laps=15

Lap	Lap Time	T1	T2	T3	T4	Speed
1	2'01.655	23.143	28.899	24.038	26.687	
2	1'37.554	22.850	26.824	22.808	25.072	196.0
3	1'35.564	22.151	26.309	22.438	24.666	196.2
4	1'33.130	21.856	25.574	21.706	23.994	197.4
5	1'32.934	21.562	25.671	21.616	24.085	199.5
6	1'33.171	21.518	25.512	21.737	24.404	200.8
7	1'32.563	21.594	25.388	21.511	24.070	197.9
8	1'32.558	21.424	25.276	21.402	24.456	199.2
9	1'33.799	21.790	25.609	22.010	24.390	198.5
10	1'33.553	21.709	25.513	21.687	24.644	203.7
11	1'32.990	21.989	25.576	21.509	23.916	194.8
12	1'32.376	21.614	25.344	21.403	24.015	200.4
13	1'35.335	21.671	27.042	22.141	24.481	197.9
14	1'36.562 P	21.498	25.479	21.593	27.992	202.1
15	2'43.374	23.724	26.010	21.929	24.349	
16	1'32.388	21.601	25.299	21.618	23.870	197.2
17	1'33.766	21.633	25.962	21.835	24.336	198.9
18	1'33.825	22.083	25.782	21.800	24.160	195.4
19	1'39.164 P	21.755	25.864	22.464	29.081	198.2

19th 44 Nicolas HERNANDE — Red Bull MotoGP Roo COL

Runs=2 Total laps=18 Full laps=15

Lap	Lap Time	T1	T2	T3	T4	Speed
1	1'57.672	22.308	27.597	24.382	25.479	
2	1'36.199	22.007	26.185	22.855	25.152	195.4
3	1'35.511	22.509	26.010	22.090	24.902	194.4
4	1'35.800	22.576	26.188	22.118	24.918	195.0
5	1'34.629	22.504	25.904	21.551	24.670	196.0
6	1'34.415	21.838	25.673	22.030	24.874	199.1
7	1'33.363	22.060	25.424	21.480	24.399	192.4
8	1'32.933	21.707	25.366	21.472	24.388	196.3
9	1'33.068	21.853	25.521	21.305	24.389	195.2
10	1'32.882	21.674	25.134	21.535	24.539	196.2
11	1'32.732	21.875	25.338	21.303	24.216	194.8
12	1'32.431	21.611	25.275	21.419	24.126	196.5
13	1'33.714	21.379	26.142	21.740	24.453	198.3
14	1'32.929	21.772	25.194	21.378	24.585	195.1
15	1'41.492 P	23.416	27.674	21.915	28.487	194.1
16	3'52.201	24.449	26.190	21.867	24.505	
17	1'34.281	21.987	25.724	21.785	24.785	192.7
18	1'33.328	21.706	25.694	21.574	24.354	194.5

20th 45 Clément ROUGÉ — Red Bull MotoGP Roo FRA

Runs=1 Total laps=19 Full laps=18

Lap	Lap Time	T1	T2	T3	T4	Speed
1	2'06.365	28.297	27.423	22.908	25.724	
2	1'36.458	22.080	26.322	22.549	25.507	197.9
3	1'34.424	21.897	25.896	22.108	24.523	199.1
4	1'33.938	21.509	25.523	22.221	24.685	198.6
5	1'34.562	21.659	25.811	22.330	24.762	194.9
6	1'34.172	21.722	25.708	22.134	24.608	193.0
7	1'33.546	21.528	25.727	21.900	24.391	195.6
8	1'33.717	21.601	25.601	21.869	24.646	195.1
9	1'33.837	21.648	25.581	22.060	24.548	194.9
10	1'33.846	21.579	25.657	22.054	24.556	195.7
11	1'33.489	21.640	25.571	21.729	24.549	195.0
12	1'34.043	21.543	25.495	22.711	24.294	195.7
13	1'32.475	21.415	25.252	21.538	24.270	196.8
14	1'32.473	21.426	25.197	21.505	24.345	197.0
15	1'48.610	24.519	28.103	27.502	28.486	195.6
16	1'33.176	21.495	25.532	21.720	24.429	193.9
17	1'32.898	21.380	25.275	21.625	24.618	195.5
18	1'34.372	21.515	25.943	22.346	24.568	195.4
19	1'32.453	21.416	25.389	21.430	24.218	194.8

21st 55 Noah DETTWILER — Red Bull MotoGP Roo SWI

Runs=1 Total laps=19 Full laps=18

Lap	Lap Time	T1	T2	T3	T4	Speed
1	2'05.932	25.410	31.521	25.771	27.368	
2	1'42.245	23.662	28.001	24.240	26.342	196.1

Fastest Lap: Carlos TATAY Red Bull MotoGP Roo SPA **1'29.942** 20.995 24.605 20.830 23.512

DORNA DATA PROCESSING ,TIMING SERVICE DORNA DATA PROCESSING TIMING SERVICE DORNA DATA PROCESSING TIMING SERVICE DORNA DATA PROCESSING TIMING SERVICE DORNA DATA PROCESSING TIMING SERVICE DORNA DATA PROCESSING TIMING SERVICE DORNA DATA PROCESSING TIMING SERVICE DORNA DATA PROCCEESSS

Free Practice Nr. 1

RookiesCup

Lap	Lap Time	T1	T2	T3	T4	Speed
3	**1'39.621**	23.050	27.358	23.503	25.710	196.5
4	**1'39.319**	22.769	27.280	23.625	25.645	197.0
5	**1'37.865**	22.445	26.727	23.195	25.498	198.6
6	**1'37.437**	22.647	26.576	22.914	25.300	195.5
7	**1'37.895**	22.498	26.608	23.067	25.722	197.9
8	**1'37.208**	22.484	26.320	22.988	25.416	197.3
9	**1'36.826**	22.339	26.465	22.686	25.336	195.0
10	**1'37.445**	22.442	26.738	22.789	25.476	196.6
11	**1'36.005**	22.093	26.547	22.400	24.965	199.8
12	**1'36.164**	22.091	26.408	22.671	24.994	195.4
13	**1'36.663**	22.247	26.251	22.594	25.571	195.9
14	**1'35.463**	21.791	26.303	22.479	24.890	199.5
15	**1'36.289**	22.115	26.233	22.581	25.360	195.7
16	**1'35.319**	21.998	26.336	22.220	24.765	196.5
17	**1'35.293**	21.926	26.373	22.323	24.671	195.5
18	**1'35.815**	22.029	26.629	22.424	24.733	196.5
19	**1'35.574**	22.164	26.337	22.349	24.724	196.7
16	**1'35.893**	22.224	26.376	22.232	25.061	188.3
17	**1'36.297**	22.158	26.395	22.306	25.438	189.2
18	**1'38.451**	23.154	27.669	22.550	25.078	188.3
19	**1'36.156**	22.165	26.394	22.258	25.339	191.9

22nd 70 Tyler SCOTT — Red Bull MotoGP Roo USA

Runs=2 Total laps=18 Full laps=15

1	2'01.546	24.151	31.003	24.550	27.134	
2	**1'42.801**	23.865	28.522	24.025	26.389	195.1
3	**1'42.033**	23.659	28.417	23.645	26.312	197.5
4	**1'40.566**	23.338	27.946	23.381	25.901	195.5
5	**1'38.431**	22.931	27.100	22.988	25.412	193.0
6	**1'37.807**	22.775	27.202	22.725	25.105	197.2
7	**1'37.906**	22.933	26.729	22.640	25.604	195.7
8	**1'36.970**	22.481	26.840	22.411	25.238	196.5
9	**1'36.410**	22.520	26.720	22.201	24.969	196.0
10	**1'37.140**	22.013	27.233	22.750	25.144	200.9
11	**1'36.513**	22.955	26.748	22.036	24.774	193.3
12	**1'36.152**	22.389	26.437	22.185	25.141	197.1
13	**1'36.198**	22.263	26.204	22.417	25.314	196.6
14	**1'35.866**	22.270	26.617	22.051	24.928	194.2
15	**1'35.944**	22.453	26.112	22.271	25.108	195.6
16	**1'35.935**	22.446	26.532	21.778	25.179	193.4
17	1'42.583 P	23.181	27.097	22.697	29.608	193.8
18	2'28.289	22.993	26.943	22.269	24.981	

23rd 62 Aidan LIEBENBER — Red Bull MotoGP Roo RSA

Runs=1 Total laps=19 Full laps=18

1	2'00.053	23.303	30.276	25.915	27.198	
2	**1'43.047**	23.923	28.383	24.138	26.603	188.9
3	**1'40.103**	22.968	27.624	23.500	26.011	193.6
4	**1'39.215**	22.929	27.262	23.284	25.740	191.2
5	**1'39.464**	22.881	27.441	23.366	25.776	188.0
6	**1'39.145**	22.774	27.339	23.374	25.658	190.0
7	**1'39.226**	22.738	27.212	23.320	25.956	190.3
8	**1'38.275**	22.737	26.781	22.892	25.865	191.1
9	**1'37.584**	22.514	26.867	22.649	25.554	192.5
10	**1'37.427**	22.523	26.664	22.812	25.428	192.0
11	**1'36.903**	22.636	26.574	22.348	25.345	190.3
12	**1'36.688**	22.334	26.500	22.524	25.330	189.9
13	**1'36.908**	22.319	26.587	22.562	25.440	190.3
14	**1'36.710**	22.374	26.603	22.483	25.250	188.4
15	**1'36.439**	22.231	26.549	22.420	25.239	188.5

Fastest Lap: Carlos TATAY — Red Bull MotoGP Roo SPA **1'29.942** 20.995 24.605 20.830 23.512

DORNA DATA PROCESSING ,TIMING SERVICE DORNA DATA PROCESSING TIMING SERVICE DORNA DATA PROCESSING TIMING SERVICE DORNA DATA PROCESSING TIMING SERVICE DORNA DATA PROCESSING TIMING SERVICE DORNA DATA PROCESSING TIMING SERVICE DORNA DATA PROCESSING TIMING SERVICE DORNA DATA PROCCEESSS