Sachsenring

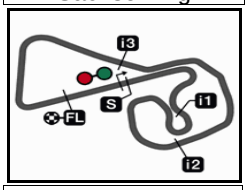

3671 m.

Results and timing service provided by TISSOT

RookiesCup

HJC HELMETS MOTORRAD GRAND PRIX DEUTSCHLAND

Race Nr. 1

Classification after 14 laps = 51.394 km

Pos			Rider	Nation	Team	Motorcycle	Total Time	Km/h	Gap
1	25	37	**Pedro ACOSTA**	SPA	Red Bull MotoGP Rookies Cup	KTM	**21'03.189**	146.4	
2	20	92	**Yuki KUNII**	JPN	Red Bull MotoGP Rookies Cup	KTM	**21'03.390**	146.4	0.201
3	16	99	**Carlos TATAY**	SPA	Red Bull MotoGP Rookies Cup	KTM	**21'03.509**	146.4	0.320
4	13	56	**Haruki NOGUCHI**	JPN	Red Bull MotoGP Rookies Cup	KTM	**21'03.569**	146.4	0.380
5	11	5	**Lorenzo FELLON**	FRA	Red Bull MotoGP Rookies Cup	KTM	**21'03.632**	146.4	0.443
6	10	29	**Billy VAN EERDE**	AUS	Red Bull MotoGP Rookies Cup	KTM	**21'03.719**	146.4	0.530
7	9	89	**Marcos URIARTE**	SPA	Red Bull MotoGP Rookies Cup	KTM	**21'03.846**	146.3	0.657
8	8	50	**Jason DUPASQUIER**	SWI	Red Bull MotoGP Rookies Cup	KTM	**21'04.020**	146.3	0.831
9	7	30	**Max COOK**	GBR	Red Bull MotoGP Rookies Cup	KTM	**21'04.108**	146.3	0.919
10	6	11	**Alex ESCRIG**	SPA	Red Bull MotoGP Rookies Cup	KTM	**21'07.487**	145.9	4.298
11	5	28	**Matteo BERTELLE**	ITA	Red Bull MotoGP Rookies Cup	KTM	**21'07.983**	145.9	4.794
12	4	48	**Gabin PLANQUES**	FRA	Red Bull MotoGP Rookies Cup	KTM	**21'08.089**	145.9	4.900
13	3	45	**Clément ROUGÉ**	FRA	Red Bull MotoGP Rookies Cup	KTM	**21'08.288**	145.8	5.099
14	2	84	**Zonta VAN DEN GOORB**	NED	Red Bull MotoGP Rookies Cup	KTM	**21'20.949**	144.4	17.760
15	1	6	**Phillip TONN**	GER	Red Bull MotoGP Rookies Cup	KTM	**21'21.196**	144.4	18.007
16		74	**Daijiro SAKO**	JPN	Red Bull MotoGP Rookies Cup	KTM	**21'26.983**	143.7	23.794
17		88	**Artem MARAEV**	RUS	Red Bull MotoGP Rookies Cup	KTM	**21'55.962**	140.5	52.773
18		55	**Noah DETTWILER**	SWI	Red Bull MotoGP Rookies Cup	KTM	**22'01.495**	140.0	58.306
19		70	**Tyler SCOTT**	USA	Red Bull MotoGP Rookies Cup	KTM	**22'01.683**	139.9	58.494
Not classified									
		44	**Nicolas HERNANDEZ**	COL	Red Bull MotoGP Rookies Cup	KTM	**21'26.511**	143.8	23.322
		38	**David SALVADOR**	SPA	Red Bull MotoGP Rookies Cup	KTM	**15'02.834**	146.3	4 laps

Race condition: **Dry**
Air: 27°
Humidity: 31%
Ground: 39°

Pole Position:		**Yuki KUNII**	**1'29.237**	148.0 Km/h
Fastest Lap:	Lap 6	**Max COOK**	**1'29.417**	147.7 Km/h
Best Race Lap:	2018	**Adrian CARRASCO**	**1'28.845**	148.7 Km/h
All Time Lap Record:	2018	**Can ÖNCÜ**	**1'28.786**	148.8 Km/h

17:00'00		**SIGHTING LAP START**
17:12'55		**WARM UP LAP START**
17:15'19		**RACE START**
17:17'15	**Artem MARAEV**	**jump start**
17:17'23	**Artem MARAEV**	**ride through penalty**
17:24'37	Artem MARAEV	entered pits for ride through
17:24'57	Artem MARAEV	re-joined race
17:30'50	David SALVADOR	crashed out - Rider OK
17:33'51	**Yuki KUNII**	**to drop 1 position due to advantage gained at turn 11**
17:38'32	Nicolas HERNANDEZ	crashed out - Medical Centre
17:38'33		Red flag
17:38'35		Race completed after 14 full laps

The results are provisional until the end of the limit for protest and appeals.

Time limit for protest expires 30' after publication of the results - ..... Time: .....

DORNA DATA PROCESSING ,TIMING SERVICE DORNA DATA PROCESSING TIMING SERVICE DORNA DATA PROCESSING TIMING SERVICE DORNA DATA PROCESSING TIMING SERVICE DORNA DATA PROCESSING TIMING SERVICE DORNA DATA PROCESSING TIMING SERVICE DORNA DATA PROCESSING TIMING SERVICE DORNA DATA PROCCEESSS

Sachsenring, Saturday, July 06, 2019

Sachsenring

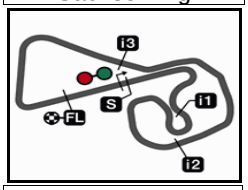

3671 m.

Results and timing service provided by TISSOT

RookiesCup

HJC HELMETS MOTORRAD GRAND PRIX DEUTSCHLAND

Race Nr. 1

Top Speed & Average

	Rider	Nation	Motorcycle	Top 5 speeds					Average	Top
37	**Pedro ACOSTA**	**SPA**	KTM	202.7	202.2	201.6	201.2	200.7	201.7	**202.7**
29	**Billy VAN EERDE**	**AUS**	KTM	202.2	200.4	200.0	199.8	199.7	200.4	**202.2**
56	**Haruki NOGUCHI**	**JPN**	KTM	201.8	199.2	198.6	198.4	198.3	199.3	**201.8**
89	**Marcos URIARTE**	**SPA**	KTM	201.7	200.5	200.3	200.3	200.2	200.6	**201.7**
28	**Matteo BERTELLE**	**ITA**	KTM	201.6	198.8	198.7	198.6	198.3	199.1	**201.6**
50	**Jason DUPASQUIER**	**SWI**	KTM	201.5	200.5	199.8	199.1	198.8	199.9	**201.5**
5	**Lorenzo FELLON**	**FRA**	KTM	201.0	201.0	201.0	200.8	200.8	200.9	**201.0**
48	**Gabin PLANQUES**	**FRA**	KTM	200.1	199.9	198.4	198.2	197.6	198.8	**200.1**
99	**Carlos TATAY**	**SPA**	KTM	200.0	199.0	198.9	197.5	196.9	198.5	**200.0**
38	**David SALVADOR**	**SPA**	KTM	199.6	198.8	198.5	198.4	197.8	198.6	**199.6**
11	**Alex ESCRIG**	**SPA**	KTM	199.3	199.2	198.0	197.5	197.2	198.2	**199.3**
84	**Zonta VAN DEN GOORBERGH**	**NED**	KTM	199.1	197.1	197.0	196.3	195.1	196.9	**199.1**
45	**Clément ROUGÉ**	**FRA**	KTM	198.9	198.0	197.9	197.7	196.9	197.9	**198.9**
55	**Noah DETTWILER**	**SWI**	KTM	198.7	198.3	196.7	195.4	194.5	196.7	**198.7**
30	**Max COOK**	**GBR**	KTM	198.6	197.9	197.5	196.7	196.3	197.4	**198.6**
74	**Daijiro SAKO**	**JPN**	KTM	198.6	197.7	196.3	196.0	195.5	196.8	**198.6**
92	**Yuki KUNII**	**JPN**	KTM	198.3	197.6	197.5	196.7	196.2	197.3	**198.3**
88	**Artem MARAEV**	**RUS**	KTM	196.9	196.7	195.7	194.4	194.2	195.6	**196.9**
6	**Phillip TONN**	**GER**	KTM	196.8	195.5	194.1	194.0	193.9	194.9	**196.8**
70	**Tyler SCOTT**	**USA**	KTM	195.5	192.6	192.5	192.5	191.1	192.6	**195.5**
44	**Nicolas HERNANDEZ**	**COL**	KTM	191.7	191.7	191.5	191.5	191.5	191.6	**191.7**

DORNA DATA PROCESSING ,TIMING SERVICE DORNA DATA PROCESSING TIMING SERVICE DORNA DATA PROCESSING TIMING SERVICE DORNA DATA PROCESSING TIMING SERVICE DORNA DATA PROCESSING TIMING SERVICE DORNA DATA PROCESSING TIMING SERVICE DORNA DATA PROCESSING TIMING SERVICE DORNA DATA PROCCEESSS

Sachsenring, Saturday, July 06, 2019

Sachsenring

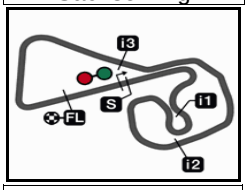

3671 m.

Results and timing service provided by TISSOT

RookiesCup

HJC HELMETS MOTORRAD GRAND PRIX DEUTSCHLAND

Race Nr. 1

Fastest Laps Sequence

Lap	Race Time		Rider	Nation	Motorcycle	Time	Km/h	Riders's Lap
2	**3'01.424**	92	**Yuki KUNII**	JPN	KTM	**1'29.964**	146.8	2
2	**3'01.565**	99	**Carlos TATAY**	SPA	KTM	**1'29.780**	147.1	2
4	**6'02.134**	99	**Carlos TATAY**	SPA	KTM	**1'29.696**	147.3	4
5	**7'32.460**	92	**Yuki KUNII**	JPN	KTM	**1'29.530**	147.6	5
5	**7'32.533**	29	**Billy VAN EERDE**	AUS	KTM	**1'29.520**	147.6	5
6	**9'03.056**	5	**Lorenzo FELLON**	FRA	KTM	**1'29.459**	147.7	6
6	**9'03.219**	30	**Max COOK**	GBR	KTM	**1'29.417**	147.7	6

DORNA DATA PROCESSING TIMING SERVICE DORNA DATA PROCESSING TIMING SERVICE DORNA DATA PROCESSING TIMING SERVICE DORNA DATA PROCESSING TIMING SERVICE DORNA DATA PROCESSING TIMING SERVICE DORNA DATA PROCESSING TIMING SERVICE DORNA DATA PROCESSING TIMING SERVICE DORNA DATA PROCCEESSS

Sachsenring

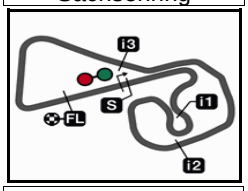

3671 m.

Results and timing service provided by TISSOT

RookiesCup

HJC HELMETS MOTORRAD GRAND PRIX DEUTSCHLAND

Race Nr. 1

Chronological Analysis of Performances

** Lap / Sector time cancelled*
P Crossing the finish line in pit lane
T1 Time from finish line to 1st intermediate
T2 Time from 1st intermed. to 2nd intermed.
T3 Time from 2nd intermed. to 3rd intermed.
T4 Time from 3rd intermediate to finish line

1st 37 Pedro ACOSTA — Red Bull MotoGP Roo SPA

Lap	Lap Time	T1	T2	T3	T4	Speed
1	1'32.721	23.062	25.095	20.724	23.840	113.9
2	**1'29.942**	21.172	24.543	20.549	23.678	199.9
3	**1'30.341**	21.150	24.506	20.977	23.708	202.2
4	**1'30.307**	21.280	24.863	20.707	23.457	201.2
5	**1'29.768**	20.877	24.658	20.666	23.567	202.7
6	**1'29.623**	21.048	24.542	20.575	23.458	199.2
7	**1'30.390**	21.065	24.663	20.841	23.821	200.0
8	**1'29.820**	21.099	24.697	20.539	23.485	199.6
9	**1'29.803**	20.995	24.801	20.634	23.373	201.6
10	1'29.805 *	20.995	24.499	20.610	23.701*	200.7
11	**1'30.407**	21.504	24.684	20.589	23.630	195.2
12	**1'30.214**	21.421	24.672	20.560	23.561	196.9
13	**1'29.708**	20.968	24.607	20.581	23.552	200.6
14	**1'30.340**	20.998	24.833	20.916	23.593	198.4

2nd 92 Yuki KUNII — Red Bull MotoGP Roo JPN

Lap	Lap Time	T1	T2	T3	T4	Speed
1	1'31.460	22.095	24.723	20.978	23.664	94.7
2	**1'29.964**	21.029	24.482	20.755	23.698	191.8
3	**1'31.094**	21.531	24.625	20.891	24.047	192.6
4	**1'30.412**	21.384	24.978	20.537	23.513	198.3
5	**1'29.530**	20.950	24.392	20.516	23.672	195.0
6	**1'29.841**	21.144	24.425	20.686	23.586	195.9
7	**1'30.688**	21.312	24.739	20.852	23.785	196.2
8	**1'29.781**	21.061	24.471	20.708	23.541	196.7
9	**1'29.568**	20.942	24.485	20.698	23.443	197.6
10	**1'29.925**	20.914	24.539	20.845	23.627	197.5
11	**1'30.421**	21.154	24.727	20.783	23.757	193.3
12	**1'29.984**	21.026	24.561	20.789	23.608	195.6
13	**1'29.880**	21.054	24.509	20.788	23.529	190.8
14	**1'30.842**	21.180	24.805	21.004	23.853	190.7

3rd 99 Carlos TATAY — Red Bull MotoGP Roo SPA

Lap	Lap Time	T1	T2	T3	T4	Speed
1	1'31.785	22.528	24.785	20.926	23.546	96.2
2	**1'29.780**	21.086	24.390	20.667	23.637	197.5
3	**1'30.873**	21.293	24.655	21.025	23.900	196.9
4	**1'29.696**	21.029	24.336	20.749	23.582	198.9
5	**1'30.094**	21.153	24.512	20.738	23.691	192.8
6	**1'29.738**	20.983	24.443	20.803	23.509	195.3
7	**1'30.644**	21.371	24.775	20.909	23.589	194.2
8	**1'29.630**	21.000	24.488	20.713	23.429	193.0
9	**1'29.675**	20.979	24.432	20.861	23.403	193.6
10	**1'30.565**	21.004	24.632	21.036	23.893	193.5
11	**1'30.392**	21.404	24.619	20.726	23.643	195.7
12	**1'30.021**	21.193	24.598	20.664	23.566	199.0
13	**1'30.092**	21.040	24.535	20.753	23.764	196.2
14	**1'30.524**	21.017	24.725	20.912	23.870	200.0

4th 56 Haruki NOGUCHI — Red Bull MotoGP Roo JPN

Lap	Lap Time	T1	T2	T3	T4	Speed
1	1'31.567	21.968	24.794	21.169	23.636	102.0
2	**1'30.086**	21.096	24.462	20.752	23.776	195.5
3	**1'30.553**	21.043	24.755	20.948	23.807	199.2
4	**1'30.048**	21.424	24.392	20.637	23.595	195.4
5	**1'30.027**	21.136	24.507	20.826	23.558	197.5
6	**1'29.833**	21.122	24.520	20.737	23.454	197.0
7	**1'30.591**	21.034	24.834	21.010	23.713	198.3
8	**1'29.890**	21.184	24.573	20.681	23.452	191.7
9	**1'29.849**	20.955	24.563	20.829	23.502	195.1
10	**1'29.868**	20.975	24.557	20.719	23.617	198.4
11	**1'30.430**	21.219	24.877	20.726	23.608	194.1
12	**1'30.338**	21.463	24.633	20.672	23.570	194.4
13	**1'30.014**	21.147	24.644	20.560	23.663	198.6
14	**1'30.475**	21.035	24.715	20.884	23.841	201.8

5th 5 Lorenzo FELLON — Red Bull MotoGP Roo FRA

Lap	Lap Time	T1	T2	T3	T4	Speed
1	1'32.440	22.921	24.966	20.862	23.691	108.3
2	**1'30.034**	21.240	24.570	20.626	23.598	200.8
3	**1'30.328**	21.049	24.567	21.076	23.636	198.4
4	**1'30.401**	21.283	24.945	20.729	23.444	199.8
5	1'30.394 *	21.272	24.679	20.683	23.760*	201.0
6	**1'29.459**	21.049	24.439	20.439	23.532	201.0
7	**1'30.281**	21.042	24.655	20.636	23.948	196.2
8	1'29.857 *	21.105	24.741	20.511	23.500*	200.5
9	**1'29.858**	21.146	24.589	20.668	23.455	198.2
10	**1'29.932**	21.089	24.490	20.541	23.812	197.8
11	1'30.263 *	21.310	24.722	20.606	23.625*	200.8
12	1'30.292 *	21.332	24.834	20.704	23.422*	201.0
13	**1'30.016**	21.112	24.729	20.749	23.426	197.5
14	**1'30.077**	21.061	24.598	20.656	23.762	199.2

6th 29 Billy VAN EERDE — Red Bull MotoGP Roo AUS

Lap	Lap Time	T1	T2	T3	T4	Speed
1	1'31.985	22.249	24.702	21.227	23.807	103.7
2	**1'29.914**	21.164	24.366	20.708	23.676	200.0
3	**1'30.760**	21.326	24.596	21.030	23.808	199.7
4	**1'30.354**	21.343	24.955	20.568	23.488	202.2
5	**1'29.520**	21.019	24.444	20.441	23.616	195.8

Fastest Lap:	Max COOK	Red Bull MotoGP Roo GBR	**1'29.417**	21.103	24.415	20.418	23.481

DORNA DATA PROCESSING ,TIMING SERVICE DORNA DATA PROCESSING TIMING SERVICE DORNA DATA PROCESSING TIMING SERVICE DORNA DATA PROCESSING TIMING SERVICE DORNA DATA PROCESSING TIMING SERVICE DORNA DATA PROCESSING TIMING SERVICE DORNA DATA PROCESSING TIMING SERVICE DORNA DATA PROCCEESSS

Sachsenring, Saturday, July 06, 2019

Race Nr. 1

RookiesCup

Lap	Lap Time	T1	T2	T3	T4	Speed
6	1'29.876	21.280	24.416	20.589	23.591	194.3
7	1'30.432	21.054	24.584	21.098	23.696	199.8
8	1'29.598	20.913	24.533	20.607	23.545	196.8
9	1'29.698	20.970	24.459	20.701	23.568	198.0
10	1'29.959	20.959	24.508	20.827	23.665	198.6
11	1'30.484	21.169	24.722	20.856	23.737	195.1
12	1'30.384	21.317	24.629	20.673	23.765	194.0
13	1'30.296	21.415	24.673	20.579	23.629	195.9
14	1'30.459	21.171	24.611	20.752	23.925	200.4

7th 89 Marcos URIARTE — Red Bull MotoGP Roo SPA

Lap	Lap Time	T1	T2	T3	T4	Speed
1	1'31.637	22.353	24.741	20.899	23.644	107.6
2	1'30.118	21.363	24.466	20.591	23.698	195.5
3	1'30.536	21.315	24.705	20.821	23.695	199.8
4	1'30.849	21.458	25.106	20.815	23.470	196.9
5	1'30.164	21.218	24.738	20.559	23.649	200.2
6	1'29.635	21.028	24.529	20.517	23.561	198.7
7	1'30.251	21.031	24.734	20.578	23.908	198.7
8	1'29.851	21.145	24.797	20.489	23.420	201.7
9	1'29.851	21.014	24.739	20.671	23.427	200.3
10	1'29.812 *	20.990	24.643	20.485*	23.694	200.3
11	1'30.422	21.455	24.797	20.550	23.620	199.4
12	1'30.206 *	21.351	24.874	20.534	23.447*	199.5
13	1'30.387	21.183	24.821	20.874	23.509	198.7
14	1'30.127	21.073	24.732	20.545	23.777	200.5

8th 50 Jason DUPASQUIE — Red Bull MotoGP Roo SWI

Lap	Lap Time	T1	T2	T3	T4	Speed
1	1'32.969	23.292	24.988	20.777	23.912	104.6
2	1'29.929	21.285	24.393	20.650	23.601	198.4
3	1'30.491	21.109	24.444	21.010	23.928	198.7
4	1'30.356	21.218	24.881	20.688	23.569	197.4
5	1'30.070	21.090	24.480	20.616	23.884	197.2
6	1'29.494	21.318	24.388	20.389	23.399	193.5
7	1'30.299	21.183	24.586	20.558	23.972	198.8
8	1'29.734	21.160	24.603	20.500	23.471	196.6
9	1'29.869	21.192	24.491	20.674	23.512	199.8
10	1'29.889	21.117	24.431	20.532	23.809	200.5
11	1'30.269	21.445	24.539	20.589	23.696	201.5
12	1'30.439 *	21.381	24.762	20.701	23.595*	199.1
13	1'30.087	21.098	24.539	20.810	23.640	197.3
14	1'30.125	21.127	24.570	20.577	23.851	197.8

9th 30 Max COOK — Red Bull MotoGP Roo GBR

Lap	Lap Time	T1	T2	T3	T4	Speed
1	1'32.702	23.176	24.903	20.751	23.872	105.9
2	1'30.306	21.336	24.514	20.672	23.784	194.7
3	1'30.366	21.139	24.477	20.781	23.969	195.4
4	1'30.611	21.313	24.914	20.798	23.586	193.4
5	1'29.817 *	21.075	24.498	20.512	23.732*	191.9
6	1'29.417	21.103	24.415	20.418	23.481	192.8
7	1'30.339 *	21.093	24.659	20.577	24.010*	198.6
8	1'30.076	21.323	24.736	20.569	23.448	197.9
9	1'29.803	21.085	24.563	20.612	23.543	194.4
10	1'29.841	21.080	24.526	20.542	23.693	196.1
11	1'30.239	21.416	24.626	20.696	23.501	196.7
12	1'30.363	21.340	24.845	20.643	23.535	196.3
13	1'30.223	21.154	24.615	20.689	23.765	197.5
14	1'30.005	21.081	24.613	20.579	23.732	194.8

10th 11 Alex ESCRIG — Red Bull MotoGP Roo SPA

Lap	Lap Time	T1	T2	T3	T4	Speed
1	1'33.172	23.472	25.141	20.942	23.617	117.9
2	1'30.348	21.190	24.695	20.789	23.674	199.2
3	1'30.213	21.087	24.575	20.907	23.644	197.2
4	1'30.831	21.092	24.914	21.137	23.688	199.3
5	1'30.378 *	20.982	24.573	21.104	23.719*	197.5
6	1'30.178	21.047	24.681	20.905	23.545	196.8
7	1'30.359	21.052	24.752	20.964	23.591	196.7
8	1'30.159	21.097	24.682	20.879	23.501	194.6
9	1'30.035	21.035	24.653	20.854	23.493	194.6
10	1'30.109	20.990	24.650	20.922	23.547	195.9
11	1'30.367	21.112	24.767	20.921	23.567	194.9
12	1'30.175	21.152	24.700	20.844	23.479	195.7
13	1'30.586	20.980	24.746	20.968	23.892	196.4
14	1'30.577	21.071	24.814	20.961	23.731	198.0

11th 28 Matteo BERTELLE — Red Bull MotoGP Roo ITA

Lap	Lap Time	T1	T2	T3	T4	Speed
1	1'33.355	23.583	25.323	20.871	23.578	115.6
2	1'30.525	21.360	24.851	20.710	23.604	201.6
3	1'30.397	21.177	24.826	20.766	23.628	198.3
4	1'30.448	21.136	24.742	20.863	23.707	198.6
5	1'30.233	21.286	24.698	20.631	23.618	198.3
6	1'30.272	21.312	24.666	20.745	23.549	196.5
7	1'30.395	21.193	24.733	20.852	23.617	198.7
8	1'30.441	21.217	24.566	20.905	23.753	197.6
9	1'30.192	21.181	24.714	20.627	23.670	195.0
10	1'30.303	21.087	24.731	20.837	23.648	196.9
11	1'30.171	21.083	24.756	20.704	23.628	196.0
12	1'30.170	21.028	24.723	20.758	23.661	196.9
13	1'30.185	20.962	24.714	20.741	23.768	196.5
14	1'30.896	21.270	24.911	20.872	23.843	198.8

12th 48 Gabin PLANQUES — Red Bull MotoGP Roo FRA

Lap	Lap Time	T1	T2	T3	T4	Speed
1	1'32.158	22.688	24.847	20.894	23.729	114.7
2	1'30.104	21.188	24.513	20.833	23.570	200.1
3	1'30.676	21.132	24.568	21.076	23.900	197.1
4	1'31.177	21.497	24.930	20.991	23.759	199.9
5	1'29.947	21.183	24.519	20.721	23.524	195.2
6	1'30.130	21.224	24.551	20.716	23.639	198.4
7	1'30.103	21.135	24.567	20.796	23.605	197.1
8	1'29.931	21.079	24.589	20.799	23.464	196.2
9	1'29.835	21.090	24.578	20.745	23.422	198.2
10	1'30.223	21.028	24.642	20.873	23.680	197.6
11	1'30.486	21.171	24.817	20.951	23.547	196.9
12	1'30.791	21.268	24.792	21.103	23.628	195.7
13	1'31.215	21.214	24.840	21.252	23.909	196.5
14	1'31.313	21.446	24.854	21.004	24.009	195.7

Fastest Lap:	Max COOK	Red Bull MotoGP Roo GBR	1'29.417	21.103	24.415	20.418	23.481

DORNA DATA PROCESSING ,TIMING SERVICE DORNA DATA PROCESSING TIMING SERVICE DORNA DATA PROCESSING TIMING SERVICE DORNA DATA PROCESSING TIMING SERVICE DORNA DATA PROCESSING TIMING SERVICE DORNA DATA PROCESSING TIMING SERVICE DORNA DATA PROCESSING TIMING SERVICE DORNA DATA PROCCEESSS

13th 45 Clément ROUGÉ — Red Bull MotoGP Roo FRA

Lap	Lap Time	T1	T2	T3	T4	Speed
1	1'34.106	23.696	24.991	21.243	24.176	116.8
2	**1'30.756**	21.345	24.841	20.849	23.721	192.8
3	**1'30.413**	21.050	24.786	20.812	23.765	193.9
4	**1'29.733**	21.011	24.456	20.709	23.557	193.8
5	**1'30.180**	21.147	24.647	20.694	23.692	196.5
6	**1'30.202**	21.231	24.593	20.799	23.579	197.7
7	**1'30.412**	21.202	24.626	20.845	23.739	198.9
8	**1'30.191**	21.181	24.488	20.870	23.652	196.9
9	**1'30.521**	21.078	24.665	20.798	23.980	192.3
10	**1'30.264**	21.114	24.731	20.672	23.747	195.1
11	**1'30.096**	21.168	24.723	20.489	23.716	195.5
12	**1'30.201**	21.097	24.753	20.681	23.670	197.9
13	**1'30.330**	21.058	24.779	20.757	23.736	198.0
14	**1'30.883**	21.180	24.900	20.809	23.994	196.3

14th 84 Zonta VAN DEN GO — Red Bull MotoGP Roo NED

Lap	Lap Time	T1	T2	T3	T4	Speed
1	1'34.350	23.990	25.375	21.001	23.984	122.5
2	**1'30.828**	21.287	24.880	20.935	23.726	199.1
3	**1'30.841**	21.392	24.801	20.998	23.650	196.3
4	**1'30.744**	21.093	24.824	21.066	23.761	197.0
5	**1'30.817**	20.986	24.676	21.083	24.072	197.1
6	**1'31.183**	21.094	24.847	21.165	24.077	194.5
7	1'31.525 *	21.410	24.998	21.118	23.999*	194.4
8	**1'31.718**	21.082	24.958	21.737	23.941	195.1
9	**1'31.100**	21.035	25.058	21.129	23.878	194.2
10	**1'31.581**	21.035	25.061	21.293	24.192	193.4
11	**1'31.333**	21.151	25.040	21.257	23.885	193.7
12	**1'31.687**	21.147	25.210	21.246	24.084	193.9
13	**1'31.725**	21.421	24.925	21.222	24.157	193.1
14	**1'31.517**	21.114	25.121	21.304	23.978	192.4

15th 6 Phillip TONN — Red Bull MotoGP Roo GER

Lap	Lap Time	T1	T2	T3	T4	Speed
1	1'34.218	23.712	25.395	20.903	24.208	117.2
2	**1'30.895**	21.097	24.941	20.970	23.887	196.8
3	**1'30.839**	21.298	24.883	20.781	23.877	194.0
4	**1'30.867**	21.065	24.830	20.948	24.024	195.5
5	**1'30.912**	21.130	24.680	20.928	24.174	194.1
6	**1'30.983**	21.332	24.744	20.948	23.959	192.4
7	**1'31.565**	21.346	24.970	21.121	24.128	191.5
8	**1'31.946**	21.293	24.843	21.561	24.249	193.9
9	**1'31.053**	21.146	24.820	21.130	23.957	193.5
10	1'31.340 *	21.306	24.910	21.082*	24.042	193.3
11	**1'31.552**	21.405	24.950	21.209	23.988	191.5
12	**1'31.486**	21.264	25.004	21.256	23.962	192.8
13	**1'31.719**	21.337	24.868	21.490	24.024	191.5
14	**1'31.821**	21.351	25.444	21.040	23.986	189.7

16th 74 Daijiro SAKO — Red Bull MotoGP Roo JPN

Lap	Lap Time	T1	T2	T3	T4	Speed
1	1'35.630	24.116	25.779	21.431	24.304	124.7
2	**1'31.734**	21.556	25.015	21.095	24.068	198.6
3	**1'31.619**	21.444	24.994	21.128	24.053	195.4
4	**1'31.657**	21.349	25.192	21.067	24.049	197.7
5	**1'31.500**	21.386	25.010	20.995	24.109	195.5
6	**1'31.447**	21.377	24.941	21.091	24.038	195.2
7	**1'31.659**	21.424	24.974	21.147	24.114	196.0
8	**1'31.435**	21.399	24.842	21.145	24.049	194.5
9	**1'31.629**	21.288	25.141	21.085	24.115	194.5
10	**1'31.712**	21.556	25.025	20.985	24.146	195.3
11	**1'31.589**	21.297	25.124	21.047	24.121	196.3
12	**1'31.815**	21.279	25.229	21.221	24.086	195.0
13	**1'32.051**	21.460	25.186	21.122	24.283	195.1
14	**1'31.506**	21.369	25.027	21.079	24.031	194.8

17th 88 Artem MARAEV — Red Bull MotoGP Roo RUS

Lap	Lap Time	T1	T2	T3	T4	Speed
1	1'35.811	24.511	26.118	21.124	24.058	118.2
2	**1'31.924**	21.609	25.311	21.053	23.951	196.7
3	**1'31.422**	21.394	25.134	20.826	24.068	194.4
4	**1'31.615**	21.402	25.166	20.945	24.102	196.9
5	**1'31.476**	21.426	25.111	20.910	24.029	195.7
6	1'34.430 P	21.452	25.414	21.039	26.525	194.1
7	1'49.187	20.680	25.518	21.168	23.951	
8	**1'32.627**	21.472	24.988	21.752	24.415	191.2
9	**1'34.225**	21.793	25.707	22.256	24.469	194.2
10	**1'34.709**	22.037	25.903	21.838	24.931	193.7
11	**1'32.925**	22.194	25.302	21.447	23.982	188.3
12	**1'31.217**	21.327	24.998	21.127	23.765	190.1
13	**1'32.196**	21.381	25.223	21.517	24.075	190.5
14	**1'32.198**	21.513	25.282	21.446	23.957	190.0

18th 55 Noah DETTWILER — Red Bull MotoGP Roo SWI

Lap	Lap Time	T1	T2	T3	T4	Speed
1	1'37.981	24.856	26.294	22.134	24.697	124.5
2	**1'34.167**	21.815	25.685	21.800	24.867	195.4
3	**1'34.341**	21.687	25.891	22.020	24.743	198.3
4	**1'34.470**	21.744	25.754	21.940	25.032	193.6
5	**1'34.443**	21.767	25.789	21.887	25.000	194.5
6	**1'34.159**	21.639	25.741	21.846	24.933	193.0
7	**1'34.855**	21.812	25.911	22.519	24.613	192.9
8	**1'33.977**	21.748	25.812	21.976	24.441	193.0
9	**1'34.535**	21.599	25.817	22.418	24.701	192.8
10	**1'34.287**	21.528	25.769	22.210	24.780	198.7
11	**1'33.839**	21.791	25.838	21.710	24.500	192.7
12	**1'33.182**	21.448	25.476	21.595	24.663	196.7
13	**1'33.733**	21.588	25.702	21.690	24.753	192.0
14	**1'33.526**	21.608	25.620	21.680	24.618	194.0

19th 70 Tyler SCOTT — Red Bull MotoGP Roo USA

Lap	Lap Time	T1	T2	T3	T4	Speed
1	1'37.169	24.384	26.379	21.691	24.715	127.4
2	**1'34.745**	21.986	26.066	21.897	24.796	192.5
3	**1'34.792**	22.042	26.115	21.738	24.897	192.6
4	**1'34.160**	21.854	25.741	21.665	24.900	195.5
5	**1'34.440**	22.109	25.698	21.786	24.847	190.2
6	**1'34.184**	21.883	25.888	21.681	24.732	190.5
7	**1'34.881**	21.590	26.107	22.434	24.750	188.8
8	**1'34.169**	21.912	25.848	21.874	24.535	191.1

Fastest Lap:	Max COOK	Red Bull MotoGP Roo GBR	**1'29.417**	21.103	24.415	20.418	23.481

DORNA DATA PROCESSING ,TIMING SERVICE DORNA DATA PROCESSING TIMING SERVICE DORNA DATA PROCESSING TIMING SERVICE DORNA DATA PROCESSING TIMING SERVICE DORNA DATA PROCESSING TIMING SERVICE DORNA DATA PROCESSING TIMING SERVICE DORNA DATA PROCESSING TIMING SERVICE DORNA DATA PROCCEESSS

Lap	Lap Time	T1	T2	T3	T4	Speed	Lap	Lap Time	T1	T2	T3	T4	Speed
9	**1'34.073**	21.646	25.735	22.184	24.508	192.5							
10	**1'34.802**	21.998	25.830	22.149	24.825	190.1							
11	**1'33.447**	21.956	25.916	21.307	24.268	190.2							
12	**1'33.322**	21.826	25.593	21.461	24.442	190.8							
13	**1'33.700**	21.780	25.770	21.591	24.559	189.4							
14	**1'33.799**	22.134	25.524	21.394	24.747	191.1							

20th 44 Nicolas HERNANDE Red Bull MotoGP Roo COL

1	1'35.336	23.885	25.306	20.974	25.171	119.6
2	**1'31.608**	21.550	24.829	21.043	24.186	190.2
3	**1'31.560**	21.423	25.001	20.899	24.237	191.5
4	**1'31.637**	21.382	25.193	20.924	24.138	191.7
5	**1'31.134**	21.271	25.043	20.837	23.983	191.7
6	**1'32.013**	21.323	25.030	21.215	24.445	191.5
7	**1'31.390**	21.266	25.034	21.027	24.063	190.9
8	**1'31.265**	21.164	24.978	21.153	23.970	190.8
9	**1'32.174**	21.697	25.146	21.088	24.243	191.3
10	**1'31.566**	21.335	25.090	20.992	24.149	191.5
11	**1'31.500**	21.259	25.029	21.107	24.105	190.9
12	**1'31.967**	21.334	25.309	21.111	24.213	191.3
13	**1'31.970**	21.375	25.322	21.202	24.071	191.0
14	**1'31.391**	21.259	25.146	21.070	23.916	191.1

21st 38 David SALVADOR Red Bull MotoGP Roo SPA

1	1'32.300	22.818	24.832	20.834	23.816	100.0
2	**1'30.109**	21.167	24.490	20.832	23.620	198.4
3	**1'30.339**	21.223	24.480	21.003	23.633	196.8
4	1'30.705 *	21.418	24.904	20.818	23.565*	199.6
5	**1'29.990**	21.128	24.594	20.521	23.747	198.5
6	**1'29.601**	21.015	24.496	20.499	23.591	197.2
7	**1'30.312**	21.136	24.638	20.623	23.915	197.1
8	**1'29.798**	21.195	24.706	20.493	23.404	198.8
9	**1'29.851**	21.076	24.614	20.701	23.460	197.3
10	**1'29.829**	21.029	24.516	20.537	23.747	197.8

Fastest Lap:	Max COOK	Red Bull MotoGP Roo	GBR	**1'29.417**	21.103	24.415	20.418	23.481

DORNA DATA PROCESSING ,TIMING SERVICE DORNA DATA PROCESSING TIMING SERVICE DORNA DATA PROCESSING TIMING SERVICE DORNA DATA PROCESSING TIMING SERVICE DORNA DATA PROCESSING TIMING SERVICE DORNA DATA PROCESSING TIMING SERVICE DORNA DATA PROCESSING TIMING SERVICE DORNA DATA PROCCEESSS

Sachsenring

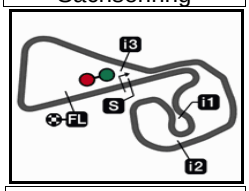

3671 m.

Results and timing service provided by TISSOT

RookiesCup

HJC HELMETS MOTORRAD GRAND PRIX DEUTSCHLAND

Official Starting Grid

Race : 19 laps = 69.749 km

1	**1** 1'29.237 **92 Yuki KUNII** KTM	**2** 1'29.275 **99 Carlos TATAY** KTM	**3** 1'29.380 **56 Haruki NOGUCHI** KTM
2	**4** 1'29.388 **29 Billy VAN EERDE** KTM	**5** 1'29.408 **38 David SALVADOR** KTM	**6** 1'29.686 **89 Marcos URIARTE** KTM
3	**7** 1'29.893 **50 Jason DUPASQUIER** KTM	**8** 1'29.895 **30 Max COOK** KTM	**9** 1'29.908 **5 Lorenzo FELLON** KTM
4	**10** 1'29.918 **37 Pedro ACOSTA** KTM	**11** 1'30.158 **48 Gabin PLANQUES** KTM	**12** 1'30.219 **28 Matteo BERTELLE** KTM
5	**13** 1'30.283 **11 Alex ESCRIG** KTM	**14** 1'30.474 **45 Clément ROUGÉ** KTM	**15** 1'30.695 **6 Phillip TONN** KTM
6	**16** 1'30.753 **84 Zonta VAN DEN GOORBERGH** KTM	**17** 1'30.767 **44 Nicolas HERNANDEZ** KTM	**18** 1'30.799 **88 Artem MARAEV** KTM
7	**19** 1'31.377 **74 Daijiro SAKO** KTM	**20** 1'32.811 **55 Noah DETTWILER** KTM	**21** 1'32.865 **70 Tyler SCOTT** KTM

The results are provisional until the end of the limit for protest and appeals and until the ratification of the Event Management Committee.

Time limit for protest expires 60' at the latest after publication of the results - . ..... Time: .....

DORNA DATA PROCESSING TIMING SERVICE DORNA DATA PROCESSING TIMING SERVICE DORNA DATA PROCESSING TIMING SERVICE DORNA DATA PROCESSING TIMING SERVICE DORNA DATA PROCESSING TIMING SERVICE DORNA DATA PROCESSING TIMING SERVICE DORNA DATA PROCESSING TIMING SERVICE DORNA DATA PROCCEESSS

Sachsenring, Saturday, July 06, 2019

Sachsenring

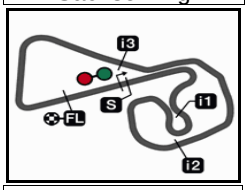

3671 m.

Results and timing service provided by TISSOT

RookiesCup

HJC HELMETS MOTORRAD GRAND PRIX DEUTSCHLAND

Race Nr. 1

Lap Chart

Pos	1	2	3	4	5	6	7	8	9	10	11	12	13	14	15	16	17	18	19	20	21
Grid	92	99	56	29	38	89	50	30	5	37	48	28	11	45	6	84	44	88	74	55	70
Laps 1	92	56	89	99	29	48	38	5	30	37	50	11	28	45	6	84	44	74	88	70	55
2	92	99	56	89	29	48	38	5	37	50	30	11	28	45	6	84	44	74	88	70	55
3	56	89	99	92	29	38	5	48	37	30	50	11	28	45	6	84	44	74	88	55	70
4	99	56	92	29	89	5	37	38	50	30	48	11	28	45	84	6	44	74	88	70	55
5	99	56	92	29	37	89	38	5	30	50	48	11	28	45	84	6	44	74	88	70	55
6	99	56	92	29	37	89	38	5	30	50	48	11	28	45	6	84	44	74	88	70	55
7	99	56	29	92	37	89	5	38	30	50	48	11	28	45	6	84	44	74	70	55	88
8	99	29	56	92	37	89	38	5	50	30	48	11	45	28	84	6	44	74	55	88	70
9	99	29	92	56	37	89	38	5	50	30	48	11	28	45	84	6	44	74	70	88	55
10	29	92	56	99	37	89	38	5	50	30	48	11	28	45	6	84	44	74	55	70	88
11	29	92	56	99	37	89	5	50	30	48	11	28	45	84	6	44	74	88	70	55	
12	92	99	29	56	37	89	5	50	30	48	11	28	45	6	84	44	74	88	70	55	
13	92	37	99	56	29	5	89	50	30	48	11	28	45	6	84	44	74	88	70	55	
14	37	92	99	56	5	29	89	50	30	11	28	48	45	84	6	44	74	88	55	70	

Winner Lapped rider

DORNA DATA PROCESSING ,TIMING SERVICE DORNA DATA PROCESSING TIMING SERVICE DORNA DATA PROCESSING TIMING SERVICE DORNA DATA PROCESSING TIMING SERVICE DORNA DATA PROCESSING TIMING SERVICE DORNA DATA PROCESSING TIMING SERVICE DORNA DATA PROCESSING TIMING SERVICE DORNA DATA PROCCEESSS

Sachsenring, Saturday, July 06, 2019

Sachsenring

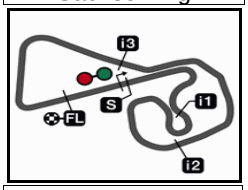

3671 m.

Results and timing service provided by TISSOT

RookiesCup

HJC HELMETS MOTORRAD GRAND PRIX DEUTSCHLAND

Race Nr. 1

Fastest Lap of Each Rider

		Rider	Nation	Team	Motorcycle	Time	Lap	Total	Gap	
1	30	**Max COOK**	GBR	Red Bull MotoGP Rookies Cup	KTM	**1'29.417**	6	14		
2	5	**Lorenzo FELLON**	FRA	Red Bull MotoGP Rookies Cup	KTM	**1'29.459**	6	14	0.042	0.042
3	50	**Jason DUPASQUIER**	SWI	Red Bull MotoGP Rookies Cup	KTM	**1'29.494**	6	14	0.077	0.035
4	29	**Billy VAN EERDE**	AUS	Red Bull MotoGP Rookies Cup	KTM	**1'29.520**	5	14	0.103	0.026
5	92	**Yuki KUNII**	JPN	Red Bull MotoGP Rookies Cup	KTM	**1'29.530**	5	14	0.113	0.010
6	38	**David SALVADOR**	SPA	Red Bull MotoGP Rookies Cup	KTM	**1'29.601**	6	10	0.184	0.071
7	37	**Pedro ACOSTA**	SPA	Red Bull MotoGP Rookies Cup	KTM	**1'29.623**	6	14	0.206	0.022
8	99	**Carlos TATAY**	SPA	Red Bull MotoGP Rookies Cup	KTM	**1'29.630**	8	14	0.213	0.007
9	89	**Marcos URIARTE**	SPA	Red Bull MotoGP Rookies Cup	KTM	**1'29.635**	6	14	0.218	0.005
10	45	**Clément ROUGÉ**	FRA	Red Bull MotoGP Rookies Cup	KTM	**1'29.733**	4	14	0.316	0.098
11	56	**Haruki NOGUCHI**	JPN	Red Bull MotoGP Rookies Cup	KTM	**1'29.833**	6	14	0.416	0.100
12	48	**Gabin PLANQUES**	FRA	Red Bull MotoGP Rookies Cup	KTM	**1'29.835**	9	14	0.418	0.002
13	11	**Alex ESCRIG**	SPA	Red Bull MotoGP Rookies Cup	KTM	**1'30.035**	9	14	0.618	0.200
14	28	**Matteo BERTELLE**	ITA	Red Bull MotoGP Rookies Cup	KTM	**1'30.170**	12	14	0.753	0.135
15	84	**Zonta VAN DEN GOORBER**	NED	Red Bull MotoGP Rookies Cup	KTM	**1'30.744**	4	14	1.327	0.574
16	6	**Phillip TONN**	GER	Red Bull MotoGP Rookies Cup	KTM	**1'30.839**	3	14	1.422	0.095
17	44	**Nicolas HERNANDEZ**	COL	Red Bull MotoGP Rookies Cup	KTM	**1'31.134**	5	14	1.717	0.295
18	88	**Artem MARAEV**	RUS	Red Bull MotoGP Rookies Cup	KTM	**1'31.217**	12	14	1.800	0.083
19	74	**Daijiro SAKO**	JPN	Red Bull MotoGP Rookies Cup	KTM	**1'31.435**	8	14	2.018	0.218
20	55	**Noah DETTWILER**	SWI	Red Bull MotoGP Rookies Cup	KTM	**1'33.182**	12	14	3.765	1.747
21	70	**Tyler SCOTT**	USA	Red Bull MotoGP Rookies Cup	KTM	**1'33.322**	12	14	3.905	0.140

DORNA DATA PROCESSING ,TIMING SERVICE DORNA DATA PROCESSING TIMING SERVICE DORNA DATA PROCESSING TIMING SERVICE DORNA DATA PROCESSING TIMING SERVICE DORNA DATA PROCESSING TIMING SERVICE DORNA DATA PROCESSING TIMING SERVICE DORNA DATA PROCESSING TIMING SERVICE DORNA DATA PROCCEESSS

Sachsenring

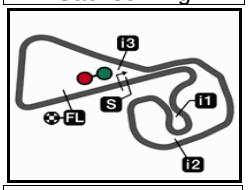

3671 m.

Results and timing service provided by TISSOT

RookiesCup

HJC HELMETS MOTORRAD GRAND PRIX DEUTSCHLAND

Race Nr. 1

Analysis by Lap

Num	Lap Time	Gap
Lap 1		
92	1'31.460	
56	1'31.567	0.107
89	1'31.637	0.177
99	1'31.785	0.325
29	1'31.985	0.525
48	1'32.158	0.698
38	1'32.300	0.840
5	1'32.440	0.980
30	1'32.702	1.242
37	1'32.721	1.261
50	1'32.969	1.509
11	1'33.172	1.712
28	1'33.355	1.895
45	1'34.106	2.646
6	1'34.218	2.758
84	1'34.350	2.890
44	1'35.336	3.876
74	1'35.630	4.170
88	1'35.811	4.351
70	1'37.169	5.709
55	1'37.981	6.521
Lap 2		
92	1'29.964	
99	1'29.780	0.141
56	1'30.086	0.229
89	1'30.118	0.331
29	1'29.914	0.475
48	1'30.104	0.838
38	1'30.109	0.985
5	1'30.034	1.050
37	1'29.942	1.239
50	1'29.929	1.474
30	1'30.306	1.584
11	1'30.348	2.096
28	1'30.525	2.456
45	1'30.756	3.438
6	1'30.895	3.689
84	1'30.828	3.754
44	1'31.608	5.520
74	1'31.734	5.940
88	1'31.924	6.311
70	1'34.745	10.490
55	1'34.167	10.724
Lap 3		
56	1'30.553	
89	1'30.536	0.085
99	1'30.873	0.232
92	1'31.094	0.312
29	1'30.760	0.453
38	1'30.339	0.542
5	1'30.328	0.596
48	1'30.676	0.732
37	1'30.341	0.798
30	1'30.366	1.168
50	1'30.491	1.183
11	1'30.213	1.527
28	1'30.397	2.071
45	1'30.413	3.069
6	1'30.839	3.746
84	1'30.841	3.813
44	1'31.560	6.298
74	1'31.619	6.777
88	1'31.422	6.951
55	1'34.341	14.283
70	1'34.792	14.500
Lap 4		
99	1'29.696	
56	1'30.048	0.120
92	1'30.412	0.796
29	1'30.354	0.879
89	1'30.849	1.006
5	1'30.401	1.069
37	1'30.307	1.177
38	1'30.705	1.319
50	1'30.356	1.611
30	1'30.611	1.851
48	1'31.177	1.981
11	1'30.831	2.430
28	1'30.448	2.591
45	1'29.733	2.874
84	1'30.744	4.629
6	1'30.867	4.685
44	1'31.637	8.007
74	1'31.657	8.506
88	1'31.615	8.638
70	1'34.160	18.732
55	1'34.470	18.825
Lap 5		
99	1'30.094	
56	1'30.027	0.053
92	1'29.530	0.232
29	1'29.520	0.305
37	1'29.768	0.851
89	1'30.164	1.076
38	1'29.990	1.215
5	1'30.394	1.369
30	1'29.817	1.574
50	1'30.070	1.587
48	1'29.947	1.834
11	1'30.378	2.714
28	1'30.233	2.730
45	1'30.180	2.960
84	1'30.817	5.352
6	1'30.912	5.503
44	1'31.134	9.047
74	1'31.500	9.912
88	1'31.476	10.020
70	1'34.440	23.078
55	1'34.443	23.174
Lap 6		
99	1'29.738	
56	1'29.833	0.148
92	1'29.841	0.335
29	1'29.876	0.443
37	1'29.623	0.736
89	1'29.635	0.973
38	1'29.601	1.078
5	1'29.459	1.090
30	1'29.417	1.253
50	1'29.494	1.343
48	1'30.130	2.226
11	1'30.178	3.154
28	1'30.272	3.264
45	1'30.202	3.424
6	1'30.983	6.748
84	1'31.183	6.797
44	1'32.013	11.322
74	1'31.447	11.621
88	1'34.430	14.712
70	1'34.184	27.524
55	1'34.159	27.595
Lap 7		
99	1'30.644	
56	1'30.591	0.095
29	1'30.432	0.231
92	1'30.688	0.379
37	1'30.390	0.482
89	1'30.251	0.580
5	1'30.281	0.727
38	1'30.312	0.746
30	1'30.339	0.948
50	1'30.299	0.998
48	1'30.103	1.685
11	1'30.359	2.869
28	1'30.395	3.015
45	1'30.412	3.192
6	1'31.565	7.669
84	1'31.525	7.678
44	1'31.390	12.068
74	1'31.659	12.636
70	1'34.881	31.761
55	1'34.855	31.806
88	1'49.187	33.255
Lap 8		
99	1'29.630	
29	1'29.598	0.199
56	1'29.890	0.355
92	1'29.781	0.530
37	1'29.820	0.672
89	1'29.851	0.801
38	1'29.798	0.914
5	1'29.857	0.954
50	1'29.734	1.102
30	1'30.076	1.394
48	1'29.931	1.986
11	1'30.159	3.398
45	1'30.191	3.753
28	1'30.441	3.826
84	1'31.718	9.766
6	1'31.946	9.985
44	1'31.265	13.703
74	1'31.435	14.441
55	1'33.977	36.153
88	1'32.627	36.252
70	1'34.169	36.300
Lap 9		
99	1'29.675	
29	1'29.698	0.222
92	1'29.568	0.423
56	1'29.849	0.529
37	1'29.803	0.800
89	1'29.851	0.977
38	1'29.851	1.090
5	1'29.858	1.137
50	1'29.869	1.296
30	1'29.803	1.522
48	1'29.835	2.146
11	1'30.035	3.758
28	1'30.192	4.343
45	1'30.521	4.599
84	1'31.100	11.191
6	1'31.053	11.363
44	1'32.174	16.202
74	1'31.629	16.395
70	1'34.073	40.698
88	1'34.225	40.802
55	1'34.535	41.013
Lap 10		
29	1'29.959	
92	1'29.925	0.167
56	1'29.868	0.216
99	1'30.565	0.384
37	1'29.805	0.424
89	1'29.812	0.608
38	1'29.829	0.738
5	1'29.932	0.888
50	1'29.889	1.004
30	1'29.841	1.182
48	1'30.223	2.188
11	1'30.109	3.686
28	1'30.303	4.465
45	1'30.264	4.682
6	1'31.340	12.522
84	1'31.581	12.591
44	1'31.566	17.587
74	1'31.712	17.926
55	1'34.287	45.119
70	1'34.802	45.319
88	1'34.709	45.330
Lap 11		
29	1'30.484	
92	1'30.421	0.104
56	1'30.430	0.162
99	1'30.392	0.292
37	1'30.407	0.347
89	1'30.422	0.546
5	1'30.263	0.667
50	1'30.269	0.789
30	1'30.239	0.937
48	1'30.486	2.190
11	1'30.367	3.569
28	1'30.171	4.152
45	1'30.096	4.294
84	1'31.333	13.440
6	1'31.552	13.590
44	1'31.500	18.603
74	1'31.589	19.031
88	1'32.925	47.771
70	1'33.447	48.282
55	1'33.839	48.474
Lap 12		
92	1'29.984	
99	1'30.021	0.225
29	1'30.384	0.296
56	1'30.338	0.412
37	1'30.214	0.473
89	1'30.206	0.664
5	1'30.292	0.871
50	1'30.439	1.140
30	1'30.363	1.212
48	1'30.791	2.893
11	1'30.175	3.656
28	1'30.170	4.234
45	1'30.201	4.407
6	1'31.486	14.988
84	1'31.687	15.039
44	1'31.967	20.482
74	1'31.815	20.758
88	1'31.217	48.900
70	1'33.322	51.516
55	1'33.182	51.568
Lap 13		
92	1'29.880	
37	1'29.708	0.301
99	1'30.092	0.437
56	1'30.014	0.546
29	1'30.296	0.712
5	1'30.016	1.007
89	1'30.387	1.171
50	1'30.087	1.347
30	1'30.223	1.555
48	1'31.215	4.228
11	1'30.586	4.362
28	1'30.185	4.539
45	1'30.330	4.857
6	1'31.719	16.827
84	1'31.725	16.884
44	1'31.970	22.572
74	1'32.051	22.929
88	1'32.196	51.216
70	1'33.700	55.336
55	1'33.733	55.421
Lap 14		
37	1'30.340	
92	1'30.842	0.201

☐ Lapped rider

DORNA DATA PROCESSING ,TIMING SERVICE DORNA DATA PROCESSING TIMING SERVICE DORNA DATA PROCESSING TIMING SERVICE DORNA DATA PROCESSING TIMING SERVICE DORNA DATA PROCESSING TIMING SERVICE DORNA DATA PROCESSING TIMING SERVICE DORNA DATA PROCESSING TIMING SERVICE DORNA DATA PROCCEESSS

Num	Lap Time	Gap
99	1'30.524	0.320
56	1'30.475	0.380
5	1'30.077	0.443
29	1'30.459	0.530
89	1'30.127	0.657
50	1'30.125	0.831
30	1'30.005	0.919
11	1'30.577	4.298
28	1'30.896	4.794
48	1'31.313	4.900
45	1'30.883	5.099
84	1'31.517	17.760
6	1'31.821	18.007
44	1'31.391	23.322
74	1'31.506	23.794
88	1'32.198	52.773
55	1'33.526	58.306
70	1'33.799	58.494

Lapped rider

DORNA DATA PROCESSING ,TIMING SERVICE DORNA DATA PROCESSING TIMING SERVICE DORNA DATA PROCESSING TIMING SERVICE DORNA DATA PROCESSING TIMING SERVICE DORNA DATA PROCESSING TIMING SERVICE DORNA DATA PROCESSING TIMING SERVICE DORNA DATA PROCESSING TIMING SERVICE DORNA DATA PROCCEESSS

Sachsenring

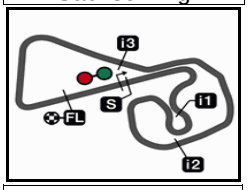

3671 m.

Results and timing service provided by TISSOT

RookiesCup

HJC HELMETS MOTORRAD GRAND PRIX DEUTSCHLAND

After the **Race Nr. 1**

Event Best Maximum Speed

	Rider	Nation	Team	Motorcycle	Km/h	
56	**Haruki NOGUCHI**	**JPN**	Red Bull MotoGP Rookies Cup	KTM	**203.9**	Free Practice Nr. 2
48	**Gabin PLANQUES**	**FRA**	Red Bull MotoGP Rookies Cup	KTM	**203.7**	Free Practice Nr. 1
29	**Billy VAN EERDE**	**AUS**	Red Bull MotoGP Rookies Cup	KTM	**203.2**	Qualifying Practice
5	**Lorenzo FELLON**	**FRA**	Red Bull MotoGP Rookies Cup	KTM	**203.2**	Free Practice Nr. 1
89	**Marcos URIARTE**	**SPA**	Red Bull MotoGP Rookies Cup	KTM	**203.1**	Free Practice Nr. 2
74	**Daijiro SAKO**	**JPN**	Red Bull MotoGP Rookies Cup	KTM	**202.8**	Free Practice Nr. 1
37	**Pedro ACOSTA**	**SPA**	Red Bull MotoGP Rookies Cup	KTM	**202.7**	Race Nr. 1
99	**Carlos TATAY**	**SPA**	Red Bull MotoGP Rookies Cup	KTM	**201.7**	Free Practice Nr. 1
28	**Matteo BERTELLE**	**ITA**	Red Bull MotoGP Rookies Cup	KTM	**201.6**	Race Nr. 1
50	**Jason DUPASQUIER**	**SWI**	Red Bull MotoGP Rookies Cup	KTM	**201.5**	Race Nr. 1
70	**Tyler SCOTT**	**USA**	Red Bull MotoGP Rookies Cup	KTM	**200.9**	Free Practice Nr. 1
45	**Clément ROUGÉ**	**FRA**	Red Bull MotoGP Rookies Cup	KTM	**200.7**	Free Practice Nr. 2
11	**Alex ESCRIG**	**SPA**	Red Bull MotoGP Rookies Cup	KTM	**200.6**	Free Practice Nr. 1
92	**Yuki KUNII**	**JPN**	Red Bull MotoGP Rookies Cup	KTM	**200.4**	Free Practice Nr. 1
84	**Zonta VAN DEN GOORBER**	**NED**	Red Bull MotoGP Rookies Cup	KTM	**200.3**	Free Practice Nr. 1
55	**Noah DETTWILER**	**SWI**	Red Bull MotoGP Rookies Cup	KTM	**199.8**	Free Practice Nr. 1
38	**David SALVADOR**	**SPA**	Red Bull MotoGP Rookies Cup	KTM	**199.7**	Free Practice Nr. 2
6	**Phillip TONN**	**GER**	Red Bull MotoGP Rookies Cup	KTM	**199.2**	Free Practice Nr. 2
44	**Nicolas HERNANDEZ**	**COL**	Red Bull MotoGP Rookies Cup	KTM	**199.1**	Free Practice Nr. 1
88	**Artem MARAEV**	**RUS**	Red Bull MotoGP Rookies Cup	KTM	**198.8**	Free Practice Nr. 2
30	**Max COOK**	**GBR**	Red Bull MotoGP Rookies Cup	KTM	**198.6**	Race Nr. 1
7	**Barry BALTUS**	**BEL**	Red Bull MotoGP Rookies Cup	KTM	**194.3**	Free Practice Nr. 1
62	**Aidan LIEBENBERG**	**RSA**	Red Bull MotoGP Rookies Cup	KTM	**193.6**	Free Practice Nr. 1

DORNA DATA PROCESSING -TIMING SERVICE DORNA DATA PROCESSING TIMING SERVICE DORNA DATA PROCESSING TIMING SERVICE DORNA DATA PROCESSING TIMING SERVICE DORNA DATA PROCESSING TIMING SERVICE DORNA DATA PROCESSING TIMING SERVICE DORNA DATA PROCESSING TIMING SERVICE DORNA DATA PROCCEESSS

Sachsenring, Saturday, July 06, 2019

Sachsenring

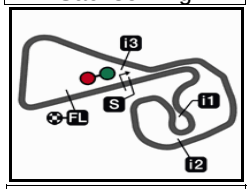

3671 m.

Results and timing service provided by TISSOT

After the **HJC HELMETS MOTORRAD GRAND PRIX DEUTSCHLAND**

RookiesCup

2019 Riders Performance

(Qualifying Position - Starting Position - Race Position)

	Rider	*Points*	SPA	SPA	ITA	NED	NED	GER	*GER*	*AUT*	*AUT*	*RSM*	*ARA*	*ARA*							
1	**TATAY Carlos**	**136**	3	3	2	1	1	2													
			3-2	3-1	2-1	1-1	1-1	2-3	-	-	-	-	-	-	-	-	-	-	-	-	-
2	**KUNII Yuki**	**84**	1	1	1	10	10	1													
			1-1	1-2	1-NC	10-7	10-6	1-2	-	-	-	-	-	-	-	-	-	-	-	-	-
3	**SALVADOR David**	**67**	7	7	12	9	9	5													
			6-4	6-6	12-4	9-5	9-2	5-NC	-	-	-	-	-	-	-	-	-	-	-	-	-
4	**ACOSTA Pedro**	**66**	12	12	10	2	2	10													
			-NS	-NS	10-2	2-2	2-15	10-1	-	-	-	-	-	-	-	-	-	-	-	-	-
5	**NOGUCHI Haruki**	**66**	4	4	5	5	5	3													
			4-6	4-5	5-3	5-3	5-NC	3-4	-	-	-	-	-	-	-	-	-	-	-	-	-
6	**DUPASQUIER Jason**	**59**	6	6	4	4	4	7													
			5-7	5-4	4-6	4-8	4-5	7-8	-	-	-	-	-	-	-	-	-	-	-	-	-
7	**FELLON Lorenzo**	**57**	8	8	7	16	16	9													
			7-5	7-11	7-5	16-6	15-7	9-5	-	-	-	-	-	-	-	-	-	-	-	-	-
8	**URIARTE Marcos**	**47**	10	10	8	8	8	6													
			9-8	9-7	8-NC	8-4	8-8	6-7	-	-	-	-	-	-	-	-	-	-	-	-	-
9	**BALTUS Barry**	**40**	2	2	3	3	3														
			2-3	2-NC	3-8	3-NC	3-3	-	-	-	-	-	-	-	-	-	-	-	-	-	-
10	**COOK Max**	**36**	9	9	13	7	7	8													
			8-11	8-8	13-13	7-NC	7-4	8-9	-	-	-	-	-	-	-	-	-	-	-	-	-
11	**ESCRIG Alex**	**24**	17	17	6	11	11	13													
			15-12	15-9	6-12	11-NL	11-13	13-10	-	-	-	-	-	-	-	-	-	-	-	-	-
12	**ROUGÉ Clément**	**22**	18	18	17	17	17	14													
			16-9	16-13	17-7	17-16	16-16	14-13	-	-	-	-	-	-	-	-	-	-	-	-	-
13	**BERTELLE Matteo**	**21**	11	11	9	15	15	12													
			10-16	10-3	9-NC	15-NL	-NS	12-11	-	-	-	-	-	-	-	-	-	-	-	-	-

NC=Not classified NL=Not finished first lap NP=Not started race re-start N2=Not finished first lap race re-start EX=Excluded NS=Not Started DS=Disqualified

DORNA DATA PROCESSING .TIMING SERVICE DORNA DATA PROCESSING TIMING SERVICE DORNA DATA PROCESSING TIMING SERVICE DORNA DATA PROCESSING TIMING SERVICE DORNA DATA PROCESSING TIMING SERVICE DORNA DATA PROCESSING TIMING SERVICE DORNA DATA PROCESSING TIMING SERVICE DORNA DATA PROCCEESSS

	Rider	Points	SPA	SPA	ITA	NED	NED	GER	GER	AUT	AUT	RSM	ARA	ARA							
14	VAN DEN GOORBERGH Zonta	21	19	19	22	13	13	16													
			17-13	17-14	22-15	13-9	13-10	16-14	-	-	-	-	-	-	-	-	-	-	-	-	-
15	VAN EERDE Billy	17	15	15	15	6	6	4													
			13-NC	13-NC	15-NC	6-NC	6-9	4-6	-	-	-	-	-	-	-	-	-	-	-	-	-
16	MARAEV Artem	17	20	20	18	14	14	18													
			18-14	18-16	18-11	14-10	14-12	18-17	-	-	-	-	-	-	-	-	-	-	-	-	-
17	HERNANDEZ Nicolas	15	13	13	16	12	12	17													
			11-NC	11-12	16-10	12-NL	12-11	17-NC	-	-	-	-	-	-	-	-	-	-	-	-	-
18	AJI Mario	14	14	14	14																
			12-10	12-10	14-14	-	-	-	-	-	-	-	-	-	-	-	-	-	-	-	-
19	HUERTAS Adrian	7	5	5	11																
			-NS	-NS	11-9	-	-	-	-	-	-	-	-	-	-	-	-	-	-	-	-
20	PLANQUES Gabin	7	21	21	23	18	18	11													
			19-17	19-17	23-16	18-13	17-17	11-12	-	-	-	-	-	-	-	-	-	-	-	-	-
21	SCOTT Tyler	5			21	23	23	22													
			22-20	22-19	21-18	23-11	22-19	21-19	-	-	-	-	-	-	-	-	-	-	-	-	-
22	TONN Phillip	5	23	23	24	20	20	15													
			21-19	21-18	24-NC	20-12	19-20	15-15	-	-	-	-	-	-	-	-	-	-	-	-	-
23	SAKO Daijiro	4			20	19	19	19													
			-	-	20-17	19-14	18-14	19-16	-	-	-	-	-	-	-	-	-	-	-	-	-
24	LIEBENBERG Aidan	2	16	16	19	22	22	20													
			14-18	14-15	19-NC	22-15	21-21	-NS	-	-	-	-	-	-	-	-	-	-	-	-	-
25	DETTWILER Noah	1	22	22	25	21	21	21													
			20-15	20-NC	25-19	21-NC	20-18	20-18	-	-	-	-	-	-	-	-	-	-	-	-	-

NC=Not classified **NL=Not finished first lap** **NP=Not started race re-start** **N2=Not finished first lap race re-start** **EX=Excluded** **NS=Not Started** **DS=Disqualified**

DORNA DATA PROCESSING .TIMING SERVICE DORNA DATA PROCESSING TIMING SERVICE DORNA DATA PROCESSING TIMING SERVICE DORNA DATA PROCESSING TIMING SERVICE DORNA DATA PROCESSING TIMING SERVICE DORNA DATA PROCESSING TIMING SERVICE DORNA DATA PROCESSING TIMING SERVICE DORNA DATA PROCCEESSS

Sachsenring

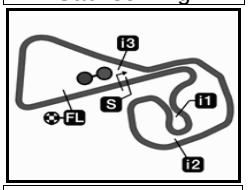

3671 m.

Results and timing service provided by TISSOT

RookiesCup

HJC HELMETS MOTORRAD GRAND PRIX DEUTSCHLAND

Championship Classification

	Rider	Nation	Points	SPA	SPA	ITA	NED	NED	GER	GER	AUT	AUT	RSM	ARA	ARA
1	**TATAY Carlos**	SPA	**136**	20	25	25	25	25	16						
2	**KUNII Yuki**	JPN	**84**	25	20	-	9	10	20						
3	**SALVADOR David**	SPA	**67**	13	10	13	11	20	-						
4	**ACOSTA Pedro**	SPA	**66**	-	-	20	20	1	25						
5	**NOGUCHI Haruki**	JPN	**66**	10	11	16	16	-	13						
6	**DUPASQUIER Jason**	SWI	**59**	9	13	10	8	11	8						
7	**FELLON Lorenzo**	FRA	**57**	11	5	11	10	9	11						
8	**URIARTE Marcos**	SPA	**47**	8	9	-	13	8	9						
9	**BALTUS Barry**	BEL	**40**	16	-	8	-	16	-						
10	**COOK Max**	GBR	**36**	5	8	3	-	13	7						
11	**ESCRIG Alex**	SPA	**24**	4	7	4	-	3	6						
12	**ROUGÉ Clément**	FRA	**22**	7	3	9	0	0	3						
13	**BERTELLE Matteo**	ITA	**21**	0	16	-	-	-	5						
14	**VAN DEN GOORBERGH Zor**	NED	**21**	3	2	1	7	6	2						
15	**VAN EERDE Billy**	AUS	**17**	-	-	-	-	7	10						
16	**MARAEV Artem**	RUS	**17**	2	0	5	6	4	0						
17	**HERNANDEZ Nicolas**	COL	**15**	-	4	6	-	5	-						
18	**AJI Mario**	INA	**14**	6	6	2	-	-	-						
19	**HUERTAS Adrian**	SPA	**7**	-	-	7	-	-	-						
20	**PLANQUES Gabin**	FRA	**7**	0	0	0	3	0	4						
21	**SCOTT Tyler**	USA	**5**	0	0	0	5	0	0						
22	**TONN Phillip**	GER	**5**	0	0	-	4	0	1						
23	**SAKO Daijiro**	JPN	**4**	-	-	0	2	2	0						
24	**LIEBENBERG Aidan**	RSA	**2**	0	1	-	1	0	-						
25	**DETTWILER Noah**	SWI	**1**	1	-	0	-	0	0						

DORNA DATA PROCESSING ,TIMING SERVICE DORNA DATA PROCESSING TIMING SERVICE DORNA DATA PROCESSING TIMING SERVICE DORNA DATA PROCESSING TIMING SERVICE DORNA DATA PROCESSING TIMING SERVICE DORNA DATA PROCESSING TIMING SERVICE DORNA DATA PROCESSING TIMING SERVICE DORNA DATA PROCCEESSS

Sachsenring, Saturday, July 06, 2019