

MOTO3

FIM CEV REPSOL MOTORLAND ARAGÓN

Qualifying practice 2

Classification

Nr.	Rider	Nat	Team	Bike	Tyres	Time	Lap Total	Gap	Kph
1	6 Ryusei YAMANAKA	JPN	JUNIOR TEAM ESTRELLA GALICIA 0,0	HONDA	DUNLOP	1:59.267	9 12	-	153.2
2	33 Yuki KUNII	JPN	ASIA TALENT TEAM	HONDA	DUNLOP	1:59.568	12 17	+0.301	152.9
3	99 Carlos TATAY	SPA	FUNDACIÓN ANDREAS PÉREZ 77	KTM	DUNLOP	1:59.863	14 16	+0.596	152.5
4	52 Jeremy ALCOBA	SPA	LAGLISSE ACADEMY	HUSQVARNA	DUNLOP	1:59.868	13 14	+0.601	152.5
5	25 Adrián FERNÁNDEZ	SPA	LAGLISSE ACADEMY	HUSQVARNA	DUNLOP	1:59.926	13 17	+0.659	152.4
6	50 Jason DUPASQUIER	SWI	H43-CARXPRT-BLUMAQ-KTM	KTM	DUNLOP	2:00.216	10 17	+0.949	152.0
7	34 Mario SURYO AJI	INA	ASTRA HONDA RACING TEAM	HONDA	DUNLOP	2:00.292	10 11	+1.025	151.9
8	20 José Julián GARCÍA	SPA	FAU55 EL SEÑOR DE LAS BOLSAS	KTM	DUNLOP	2:00.322	11 14	+1.055	151.9
9	30 Max COOK	GBR	BRITISH TALENT TEAM	HONDA	DUNLOP	2:00.386	17 17	+1.119	151.8
10	31 Bill VAN EERDE	AUS	ASIA TALENT TEAM	HONDA	DUNLOP	2:00.553	12 13	+1.286	151.6
11	67 Gerard RIU	SPA	BAIKO RACING TEAM	KTM	DUNLOP	2:00.600	10 13	+1.333	151.6
12	83 Meikon Yují KAWAKAMI	BRA	FUNDACIÓN ANDREAS PÉREZ 77	KTM	DUNLOP	2:00.609	12 15	+1.342	151.5
13	53 Deniz ÖNCÜ	TUR	RED BULL KTM AJÓ	KTM	DUNLOP	2:00.725	14 15	+1.458	151.4
14	65 Hikaru ARITA	JPN	SIC58 SQUADRA CORSE	HONDA	DUNLOP	2:00.744	14 14	+1.477	151.4
15	73 Maximilian KOFLER	AUT	SAMA QATAR ÁNGEL NIETO TEAM	KTM	DUNLOP	2:00.767	17 17	+1.500	151.3
16	96 Daniel HOGGADO	SPA	JUNIOR TEAM ESTRELLA GALICIA 0,0	HONDA	DUNLOP	2:00.852	15 15	+1.585	151.2
17	58 Iñigo IGLESÍAS	SPA	BAIKO RACING TEAM	KTM	DUNLOP	2:00.895	14 14	+1.628	151.2
18	32 Haruki NOGUCHI	JPN	ASIA TALENT TEAM	HONDA	DUNLOP	2:00.908	17 17	+1.641	151.2
19	3 Kevin ZANNONI	ITA	RGR TM RACING FACTORY TEAM	TM	DUNLOP	2:00.925	11 13	+1.658	151.1
20	24 Xavier ARTIGAS	SPA	LEOPARD IMPALA JUNIOR TEAM	HONDA	DUNLOP	2:00.942	12 13	+1.675	151.1
21	23 Davide PIZZOLI	ITA	LEOPARD IMPALA JUNIOR TEAM	HONDA	DUNLOP	2:00.976	12 13	+1.709	151.1
22	7 Barry BALTUS	BEL	SAMA QATAR ÁNGEL NIETO TEAM	KTM	DUNLOP	2:00.983	15 15	+1.716	151.1
23	10 Nicola Fabio CARRARO	ITA	RGR TM RACING FACTORY TEAM	TM	DUNLOP	2:01.032	14 14	+1.765	151.0
24	22 Aarón POLANCO	SPA	CUNA DE CAMPEONES	KTM	DUNLOP	2:01.045	11 15	+1.778	151.0
25	88 Matteo PATACCA	ITA	SIC58 SQUADRACORSE	HONDA	DUNLOP	2:01.073	13 13	+1.806	151.0
26	28 Matteo BERTELLE	ITA	SIC 58 SQUADRA CORSE	HONDA	DUNLOP	2:01.200	12 13	+1.933	150.8
27	81 Aleix VIU	SPA	SAMA QATAR ÁNGEL NIETO TEAM	KTM	DUNLOP	2:01.221	11 16	+1.954	150.8
28	38 David SALVADOR	SPA	CUNA DE CAMPEONES	MIR	DUNLOP	2:01.254	6 15	+1.987	150.7
29	19 Víctor RODRÍGUEZ	SPA	FUNDACIÓN ANDREAS PÉREZ 77	KTM	DUNLOP	2:01.324	10 15	+2.057	150.6
30	76 Julián GIRAL	SPA	JUNIOR TEAM ESTRELLA GALICIA 0,0	HONDA	DUNLOP	2:01.332	7 14	+2.065	150.6
31	54 Ondrej VOSTATEK	CZE	IGAX TEAM	KTM	DUNLOP	2:01.907	6 14	+2.640	149.9
32	36 Izam IKMAL	MAL	SIC JUNIOR TEAM	HONDA	DUNLOP	2:01.923	16 16	+2.656	149.9
33	78 Idil MAHADI	MAL	SIC JUNIOR TEAM	HONDA	DUNLOP	2:01.953	15 16	+2.686	149.9
34	43 Simon JESPERSEN	DEN	TEAM JESPERSEN	KTM	DUNLOP	2:02.000	15 16	+2.733	149.8
35	26 Luis Miguel VERDUGO	SPA	LAGLISSE ACADEMY	HUSQVARNA	DUNLOP	2:02.183	15 15	+2.916	149.6
36	27 Álex DÍEZ	SPA	LEOPARD IMPALA JUNIOR TEAM	HONDA	DUNLOP	2:02.392	14 15	+3.125	149.3
37	16 Jamie DAVIS	GBR	FAU55 EL SEÑOR DE LAS BOLSAS	KTM	DUNLOP	2:02.480	11 17	+3.213	149.2
38	18 Ryan VAN DE LAGEMAAT	NED	LAGEMAAT RACING	KTM	DUNLOP	2:02.796	13 14	+3.529	148.8
39	13 Filip REHACEK	CZE	IGAX TEAM	KTM	DUNLOP	2:03.716	12 12	+4.449	147.7
40	12 Gian Paolo DI VITTORI	ITA	GAZZOLA RACING	KTM	DUNLOP	2:05.898	6 11	+6.631	145.2

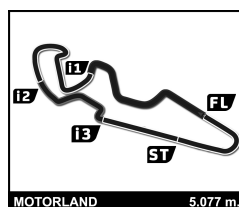
Fastest Lap | Lap 9 | Ryusei YAMANAKA | 1:59.267 | 153.2 Kph

Qualifying Time: 2:11.193

Published at:

Track Status: **DRY**

Race Director:	Timekeeper:
----------------	-------------



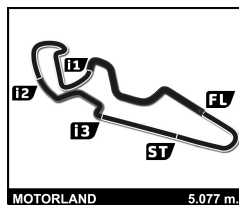
MOTO3

FIM CEV REPSOL MOTORLAND ARAGÓN

Qualifying practice 2

Best Sector Times

SECTOR 1			SECTOR 2		SECTOR 3		SECTOR 4		Pos	Ideal Lap	Best Lap
Pos	Rider	Time	Rider	Time	Rider	Time	Rider	Time			
1	6 R.YAMANAKA	33.460	6 R.YAMANAKA	33.164	6 R.YAMANAKA	22.023	50 J.DUPASQUIER	30.270	1	6	1:59.109 1:59.267 (1)
2	99 C.TATAY	33.468	33 Y.KUNII	33.345	20 J.GARCÍA	22.073	25 A.FERNÁNDEZ	30.286	2	33	1:59.462 1:59.568 (2)
3	33 Y.KUNII	33.514	99 C.TATAY	33.380	33 Y.KUNII	22.156	52 J.ALCOBA	30.292	3	52	1:59.647 1:59.868 (4)
4	25 A.FERNÁNDEZ	33.678	20 J.GARCÍA	33.395	22 A.POLANCO	22.198	53 D.ÖNCÜ	30.437	4	99	1:59.708 1:59.863 (3)
5	52 J.ALCOBA	33.694	25 A.FERNÁNDEZ	33.395	52 J.ALCOBA	22.220	34 M.SURYO AJI	30.440	5	25	1:59.735 1:59.926 (5)
6	31 B.VAN EERDE	33.713	30 M.COOK	33.438	30 M.COOK	22.239	33 Y.KUNII	30.447	6	20	1:59.976 2:00.322 (8)
7	20 J.GARCÍA	33.764	52 J.ALCOBA	33.441	99 C.TATAY	22.271	6 R.YAMANAKA	30.462	7	31	2:00.145 2:00.553 (10)
8	30 M.COOK	33.812	83 M.KAWAKAMI	33.490	83 M.KAWAKAMI	22.276	65 H.ARITA	30.502	8	83	2:00.157 2:00.609 (12)
9	83 M.KAWAKAMI	33.814	31 B.VAN EERDE	33.491	58 I.IGLESIAS	22.291	31 B.VAN EERDE	30.515	9	30	2:00.188 2:00.386 (9)
10	7 B.BALTUS	33.896	36 I.IKMAL	33.512	34 M.SURYO AJI	22.295	96 D.HOLGADO	30.531	10	50	2:00.192 2:00.216 (6)
11	81 A.VIU	33.898	34 M.SURYO AJI	33.563	67 G.RIU	22.306	36 I.IKMAL	30.547	11	34	2:00.215 2:00.292 (7)
12	58 I.IGLESIAS	33.917	73 M.KOFLER	33.581	24 X.ARTIGAS	22.308	3 K.ZANNONI	30.555	12	67	2:00.377 2:00.600 (11)
13	34 M.SURYO AJI	33.917	67 G.RIU	33.584	38 D.SALVADOR	22.318	67 G.RIU	30.566	13	53	2:00.414 2:00.725 (13)
14	67 G.RIU	33.921	65 H.ARITA	33.594	88 M.PATACCA	22.328	83 M.KAWAKAMI	30.577	14	58	2:00.484 2:00.895 (17)
15	53 D.ÖNCÜ	33.924	96 D.HOLGADO	33.598	81 A.VIU	22.333	32 H.NOBUCHI	30.585	15	3	2:00.501 2:00.925 (19)
16	3 K.ZANNONI	33.950	32 H.NOBUCHI	33.601	50 J.DUPASQUIER	22.348	99 C.TATAY	30.589	16	7	2:00.596 2:00.983 (22)
17	22 A.POLANCO	33.967	50 J.DUPASQUIER	33.605	3 K.ZANNONI	22.354	24 X.ARTIGAS	30.607	17	32	2:00.646 2:00.908 (18)
18	50 J.DUPASQUIER	33.969	7 B.BALTUS	33.613	28 M.BERTELLE	22.363	23 D.PIZZOLI	30.643	18	24	2:00.649 2:00.942 (20)
19	23 D.PIZZOLI	33.971	58 I.IGLESIAS	33.620	25 A.FERNÁNDEZ	22.376	58 I.IGLESIAS	30.656	19	73	2:00.661 2:00.767 (15)
20	73 M.KOFLER	33.974	53 D.ÖNCÜ	33.622	23 D.PIZZOLI	22.382	73 M.KOFLER	30.691	20	96	2:00.716 2:00.852 (16)
21	24 X.ARTIGAS	33.980	3 K.ZANNONI	33.642	7 B.BALTUS	22.383	30 M.COOK	30.699	21	23	2:00.725 2:00.976 (21)
22	88 M.PATACCA	34.043	10 N.CARRARO	33.671	32 H.NOBUCHI	22.398	7 B.BALTUS	30.704	22	65	2:00.744 2:00.744 (14)
23	32 H.NOBUCHI	34.062	81 A.VIU	33.681	19 V.RODRÍGUEZ	22.415	88 M.PATACCA	30.709	23	81	2:00.760 2:01.221 (27)
24	28 M.BERTELLE	34.078	28 M.BERTELLE	33.708	73 M.KOFLER	22.415	38 D.SALVADOR	30.727	24	22	2:00.844 2:01.045 (24)
25	65 H.ARITA	34.084	22 A.POLANCO	33.721	10 N.CARRARO	22.422	28 M.BERTELLE	30.734	25	28	2:00.883 2:01.200 (26)
26	19 V.RODRÍGUEZ	34.121	23 D.PIZZOLI	33.729	31 B.VAN EERDE	22.426	10 N.CARRARO	30.735	26	88	2:00.891 2:01.073 (25)
27	96 D.HOLGADO	34.122	24 X.ARTIGAS	33.754	53 D.ÖNCÜ	22.431	76 J.GIRAL	30.740	27	36	2:00.956 2:01.923 (32)
28	10 N.CARRARO	34.154	38 D.SALVADOR	33.755	96 D.HOLGADO	22.465	20 J.GARCÍA	30.744	28	10	2:00.982 2:01.032 (23)
29	78 I.MAHADI	34.171	76 J.GIRAL	33.761	76 J.GIRAL	22.505	19 V.RODRÍGUEZ	30.801	29	38	2:00.984 2:01.254 (28)
30	38 D.SALVADOR	34.184	88 M.PATACCA	33.811	36 I.IKMAL	22.513	78 I.MAHADI	30.813	30	19	2:01.154 2:01.324 (29)
31	26 L.VERDUGO	34.228	19 V.RODRÍGUEZ	33.817	65 H.ARITA	22.564	54 O.VOSTATEK	30.831	31	76	2:01.237 2:01.332 (30)
32	76 J.GIRAL	34.231	27 Á.DÍEZ	33.930	54 O.VOSTATEK	22.644	81 A.VIU	30.848	32	78	2:01.645 2:01.953 (33)
33	43 S.JESPERSEN	34.242	43 S.JESPERSEN	33.930	43 S.JESPERSEN	22.654	43 S.JESPERSEN	30.947	33	43	2:01.773 2:02.000 (34)
34	36 I.IKMAL	34.384	54 O.VOSTATEK	33.952	26 L.VERDUGO	22.658	22 A.POLANCO	30.958	34	54	2:01.869 2:01.907 (31)
35	54 O.VOSTATEK	34.442	78 I.MAHADI	33.963	16 J.DAVIS	22.667	16 J.DAVIS	30.989	35	26	2:02.183 2:02.183 (35)
36	18 R.VAN DE LAGEMAAT	34.457	26 L.VERDUGO	34.154	78 I.MAHADI	22.698	27 Á.DÍEZ	31.024	36	27	2:02.195 2:02.392 (36)
37	27 Á.DÍEZ	34.466	16 J.DAVIS	34.157	27 Á.DÍEZ	22.775	26 L.VERDUGO	31.143	37	16	2:02.428 2:02.480 (37)
38	16 J.DAVIS	34.615	18 R.VAN DE LAGEMAAT	34.241	18 R.VAN DE LAGEMAAT	22.791	18 R.VAN DE LAGEMAAT	31.276	38	18	2:02.765 2:02.796 (38)
39	13 F.REHACEK	34.684	13 F.REHACEK	34.361	13 F.REHACEK	23.008	13 F.REHACEK	31.341	39	13	2:03.394 2:03.716 (39)
40	12 G.DI VITTORI	35.659	12 G.DI VITTORI	34.892	12 G.DI VITTORI	23.203	12 G.DI VITTORI	32.144	40	12	2:05.898 2:05.898 (40)



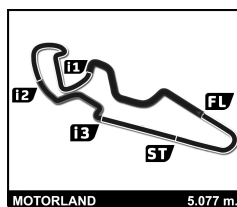
MOTO3

FIM CEV REPSOL MOTORLAND ARAGÓN

Qualifying practice 2

Fastest Lap Sequence

Practice Time	Rider	Team	Bike	Class	Time	Kph	Lap
4:42.342	24 Xavier ARTIGAS	LEOPARD IMPALA JUNIOR TEAM	HONDA		2:01.586	150.3	2
5:19.892	52 Jeremy ALCOBA	LAGLISSE ACADEMY	HUSQVARNA		2:01.220	150.8	2
6:46.015	23 Davide PIZZOLI	LEOPARD IMPALA JUNIOR TEAM	HONDA		2:01.192	150.8	3
7:17.446	6 Ryusei YAMANAKA	JUNIOR TEAM ESTRELLA GALICIA 0,0	HONDA		2:00.891	151.2	3
7:36.888	33 Yuki KUNII	ASIA TALENT TEAM	HONDA		2:00.889	151.2	3
9:37.546	33 Yuki KUNII	ASIA TALENT TEAM	HONDA		2:00.658	151.5	4
11:38.189	33 Yuki KUNII	ASIA TALENT TEAM	HONDA		2:00.643	151.5	5
13:38.600	33 Yuki KUNII	ASIA TALENT TEAM	HONDA		2:00.411	151.8	6
27:01.962	33 Yuki KUNII	ASIA TALENT TEAM	HONDA		2:00.369	151.8	10
27:02.325	34 Mario SURYO AJI	ASTRA HONDA RACING TEAM	HONDA		2:00.292	151.9	10
27:02.479	50 Jason DUPASQUIER	H43-CARXPERT-BLUMAQ-KTM	KTM		2:00.216	152.0	10
29:01.867	33 Yuki KUNII	ASIA TALENT TEAM	HONDA		1:59.905	152.4	11
31:01.435	33 Yuki KUNII	ASIA TALENT TEAM	HONDA		1:59.568	152.9	12
35:03.164	6 Ryusei YAMANAKA	JUNIOR TEAM ESTRELLA GALICIA 0,0	HONDA		1:59.267	153.2	9



MOTO3

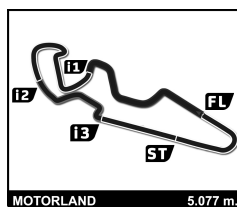
FIM CEV REPSOL MOTORLAND ARAGÓN

Qualifying practice 2

Analysis

■ Personal Best ■ Session Best B Crossing the finish line in pit lane

Lap	Time	Sector 1	Sector 2	Sector 3	Sector 4	Elapsed	Lap	Time	Sector 1	Sector 2	Sector 3	Sector 4	Elapsed	
3	Kevin ZANNONI						ITA	6	2:12.108 B	35.111	34.827	24.142	38.028	13:08.151
	RGR TM RACING FACTORY TEAM						TM	7	12:53.483	...	35.032	25.463	31.428	26:01.634
1	3:19.207	1:47.620	35.889	24.518	31.180	3:19.207	8	2:01.777	34.716	33.823	22.503	30.735	28:03.411	
2	2:02.160	34.365	33.928	22.811	31.056	5:21.367	9	2:01.282	34.154	33.889	22.429	30.810	30:04.693	
3	2:04.596	35.702	34.939	22.822	31.133	7:25.963	10	2:01.878	34.376	33.815	22.455	31.232	32:06.571	
4	2:04.371	35.567	35.040	23.050	30.714	9:30.334	11	2:04.289	35.651	34.267	22.835	31.536	34:10.860	
5	2:07.255 B	34.493	33.858	22.950	35.954	11:37.589	12	2:30.207 B	42.343	36.814	31.568	39.482	36:41.067	
6	14:24.088	...	34.647	24.845	31.634	26:01.677	13	2:27.523	58.604	35.346	22.829	30.744	39:08.590	
7	2:01.079	34.254	33.712	22.365	30.748	28:02.756	14	2:01.032	34.203	33.671	22.422	30.736	41:09.622	
8	2:01.351	33.950	34.194	22.652	30.555	30:04.107	12 Gian Paolo DI VITTORI						ITA	
9	2:01.171	34.102	33.781	22.485	30.803	32:05.278	GAZZOLA RACING						KTM	
10	2:03.662	34.140	34.255	22.955	32.312	34:08.940	1	2:51.062	55.671	51.291	28.375	35.725	2:51.062	
11	2:00.925	34.035	33.642	22.354	30.894	36:09.865	2	2:08.322	36.505	35.750	23.542	32.525	4:59.384	
12	2:00.932	33.995	33.701	22.382	30.854	38:10.797	3	2:07.784	36.296	35.514	23.523	32.451	7:07.168	
13	2:05.036	35.086	34.972	23.105	31.873	40:15.833	4	2:14.573 B	36.280	35.740	23.646	38.907	9:21.741	
6	Ryusei YAMANAKA						JPN	5	11:31.055	9:42.545	35.443	40.276	32.791	20:52.796
	JUNIOR TEAM ESTRELLA GALICIA (HONDA	6	2:05.898	35.659	34.892	23.203	32.144	22:58.694
1	3:12.812	1:43.432	34.295	23.110	31.975	3:12.812	7	2:19.478 B	38.766	36.293	25.276	39.143	25:18.172	
2	2:03.743	34.760	34.466	23.108	31.409	5:16.555	8	4:53.833	3:20.377	37.059	23.717	32.680	30:12.005	
3	2:00.891	34.247	33.672	22.351	30.621	7:17.446	9	2:10.863	36.018	36.688	25.624	32.533	32:22.868	
4	2:09.570 B	34.342	34.096	22.885	38.247	9:27.016	10	2:07.621	35.977	35.461	23.406	32.777	34:30.489	
5	11:04.223	9:31.788	36.668	24.295	31.472	20:31.239	11	2:15.636 B	36.075	35.815	23.845	39.901	36:46.125	
6	2:01.757	34.388	33.788	22.547	31.034	22:32.996	13 Filip REHACEK						CZE	
7	2:08.549 B	34.258	33.745	23.354	37.192	24:41.545	IGAX TEAM						KTM	
8	8:22.352	6:51.113	37.103	23.133	31.003	33:03.897	1	2:39.807	52.918	39.490	32.779	34.620	2:39.807	
9	1:59.267	33.460	33.164	22.023	30.620	35:03.164	2	2:06.264	35.890	35.077	23.779	31.518	4:46.071	
10	2:00.997	34.038	33.624	22.873	30.462	37:04.161	3	2:04.572	35.430	34.503	23.154	31.485	6:50.643	
11	2:00.102	33.709	33.311	22.491	30.591	39:04.263	4	2:04.232	34.950	34.601	23.139	31.542	8:54.875	
12	2:00.264	33.719	33.259	22.442	30.844	41:04.527	5	2:04.398	35.220	34.450	23.008	31.720	10:59.273	
7	Barry BALTUS						BEL	6	2:11.106 B	35.209	34.581	23.406	37.910	13:10.379
	SAMA QATAR ÁNGEL NIETO TEAM						KTM	7	8:10.245	6:40.680	34.924	23.157	31.484	21:20.624
1	2:46.310	1:08.951	40.093	26.052	31.214	2:46.310	8	2:04.433	34.990	34.680	23.062	31.701	23:25.057	
2	2:02.020	34.271	34.341	22.704	30.704	4:48.330	9	2:04.969	35.215	34.759	23.286	31.709	25:30.026	
3	2:01.599	34.345	33.775	22.564	30.915	6:49.929	10	2:11.896 B	35.149	34.871	23.323	38.553	27:41.922	
4	2:01.727	33.896	34.097	22.710	31.024	8:51.656	11	5:24.668	3:54.540	35.126	23.661	31.341	33:06.590	
5	2:08.018 B	34.077	34.613	22.772	36.556	10:59.674	12	2:03.716	34.684	34.361	23.138	31.533	35:10.306	
6	7:45.652	6:16.596	35.261	22.721	31.074	18:45.326	16 Jamie DAVIS						GBR	
7	2:01.775	34.117	33.984	22.613	31.061	20:47.101	FAU55 EL SEÑOR DE LAS BOLSAS						KTM	
8	2:01.535	34.162	33.800	22.528	31.045	22:48.636	1	2:36.656	54.384	37.848	32.299	32.125	2:36.656	
9	2:01.696	34.069	33.884	22.742	31.001	24:50.332	2	2:06.648	35.961	35.307	23.388	31.992	4:43.304	
10	2:09.370 B	35.602	35.011	22.608	36.149	26:59.702	3	2:04.538	35.603	34.524	23.041	31.370	6:47.842	
11	5:20.332	3:48.897	36.590	23.405	31.440	32:20.034	4	2:04.550	35.098	34.888	23.344	31.220	8:52.392	
12	2:01.853	34.108	33.871	22.541	31.333	34:21.887	5	2:03.490	34.928	34.417	22.974	31.171	10:55.882	
13	2:01.418	34.034	33.874	22.481	31.029	36:23.305	6	2:07.975	35.541	34.497	23.298	34.639	13:03.857	
14	2:01.492	34.077	33.784	22.602	31.029	38:24.797	7	2:04.379	35.713	34.672	22.833	31.161	15:08.236	
15	2:00.983	34.011	33.613	22.383	30.976	40:25.780	8	2:05.234	35.428	35.123	23.500	31.183	17:13.470	
							9	2:03.084	34.840	34.345	22.910	30.989	19:16.554	
							10	2:03.259	34.759	34.535	22.844	31.121	21:19.813	
							11	2:02.480	34.615	34.167	22.667	31.031	23:22.293	
							12	2:03.131	34.760	34.157	22.904	31.310	25:25.424	
							13	2:12.994 B	36.257	35.464	23.651	37.622	27:38.418	
							14	7:45.569	6:16.072	35.072	23.025	31.400	35:23.987	
							15	2:03.831	35.049	34.523	22.858	31.401	37:27.818	
							16	2:03.871	35.036	34.436	23.201	31.198	39:31.689	
10	Nicola Fabio CARRARO						ITA							
	RGR TM RACING FACTORY TEAM						TM							
1	2:42.420	1:10.564	36.591	23.849	31.416	2:42.420								
2	2:03.675	35.188	34.243	23.313	30.931	4:46.095								
3	2:03.316	34.804	34.329	23.007	31.176	6:49.411								
4	2:03.891	34.671	34.173	23.819	31.228	8:53.302								
5	2:02.741	34.705	34.212	22.823	31.001	10:56.043								



MOTO3

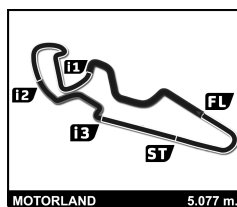
FIM CEV REPSOL MOTORLAND ARAGÓN

Qualifying practice 2

Analysis

■ Personal Best ■ Session Best ■ Crossing the finish line in pit lane

Lap	Time	Sector 1	Sector 2	Sector 3	Sector 4	Elapsed	Lap	Time	Sector 1	Sector 2	Sector 3	Sector 4	Elapsed
17	2:06.769	35.612	35.236	23.805	32.116	41:38.458	2	2:07.512	35.003	38.884	22.667	30.958	4:50.507
18	Ryan VAN DE LAGEMAAT					NED	3	2:03.519	34.206	34.263	23.936	31.114	6:54.026
	LAGEMAAT RACING					KTM	4	2:07.144	35.545	36.916	23.382	31.301	9:01.170
1	2:43.394	53.848	45.602	32.613	31.331	2:43.394	5	2:02.421	34.338	33.946	22.913	31.224	11:03.591
2	2:04.937	35.171	34.831	23.526	31.409	4:48.331	6	2:01.692	34.102	33.926	22.554	31.110	13:05.283
3	2:05.281	35.400	34.712	23.847	31.322	6:53.612	7	2:08.302 B	34.676	34.145	22.488	36.993	15:13.585
4	2:08.014	34.926	35.503	26.309	31.276	9:01.626	8	9:02.271	7:33.102	34.490	23.145	31.534	24:15.856
5	2:09.363 B	34.557	34.491	23.084	37.231	11:10.989	9	2:01.711	34.169	34.074	22.290	31.178	26:17.567
6	7:00.228	5:19.142	40.668	25.605	34.813	18:11.217	10	2:04.133	35.286	34.781	22.705	31.361	28:21.700
7	2:04.508	35.096	34.713	23.185	31.514	20:15.725	11	2:01.045	33.967	33.826	22.198	31.054	30:22.745
8	2:12.099 B	35.581	34.982	23.278	38.258	22:27.824	12	2:08.865 B	34.638	34.059	22.968	37.200	32:31.610
9	6:17.411	4:36.179	43.619	23.551	34.062	28:45.235	13	4:21.217	2:52.999	34.321	22.321	31.576	36:52.827
10	2:13.652 B	34.922	35.106	23.438	40.186	30:58.887	14	2:01.332	34.002	33.871	22.218	31.241	38:54.159
11	3:41.937	2:05.767	38.992	24.154	33.024	34:40.824	15	2:01.519	34.011	33.721	22.312	31.475	40:55.678
12	2:08.610	36.383	35.511	24.010	32.706	36:49.434	23	Davide PIZZOLI					ITA
13	2:02.796	34.457	34.241	22.803	31.295	38:52.230		LEOPARD IMPALA JUNIOR TEAM					HONDA
14	2:03.460	34.694	34.346	22.791	31.629	40:55.690	1	2:42.039	1:11.112	36.095	23.952	30.880	2:42.039
19	Víctor RODRÍGUEZ					SPA	2	2:02.784	34.915	34.072	22.953	30.844	4:44.823
	FUNDACIÓN ANDREAS PÉREZ 77					KTM	3	2:01.192	34.227	33.781	22.406	30.778	6:46.015
1	2:47.103	1:09.735	39.808	26.063	31.497	2:47.103	4	2:01.153	34.199	33.852	22.440	30.662	8:47.168
2	2:22.258 B	34.274	34.218	33.343	40.423	5:09.361	5	2:01.135	34.182	33.729	22.431	30.793	10:48.303
3	2:18.775	50.643	34.379	22.740	31.013	7:28.136	6	2:10.130 B	35.219	34.814	23.528	36.569	12:58.433
4	2:02.165	34.309	34.122	22.839	30.895	9:30.301	7	15:00.612	...	35.228	23.782	31.104	27:59.045
5	2:02.433	34.263	34.026	22.722	31.422	11:32.734	8	2:01.094	34.233	33.758	22.382	30.721	30:00.139
6	2:02.792	34.504	34.219	22.640	31.429	13:35.526	9	2:03.110	33.971	34.820	23.525	30.794	32:03.249
7	2:06.962 B	34.700	34.177	22.741	35.344	15:42.488	10	2:02.398	34.042	34.250	22.945	31.161	34:05.647
8	6:04.040	4:35.053	34.572	22.930	31.485	21:46.528	11	2:01.430	34.118	33.868	22.474	30.970	36:07.077
9	2:02.492	34.541	34.059	22.580	31.312	23:49.020	12	2:00.976	34.086	33.803	22.444	30.643	38:08.053
10	2:01.324	34.269	33.839	22.415	30.801	25:50.344	13	2:01.231	34.118	33.754	22.426	30.933	40:09.284
11	2:08.346 B	35.200	34.079	22.666	36.401	27:58.690	24	Xavier ARTIGAS					SPA
12	6:07.252	4:38.413	34.539	23.029	31.271	34:05.942		LEOPARD IMPALA JUNIOR TEAM					HONDA
13	2:01.644	34.121	34.069	22.465	30.989	36:07.586	1	2:40.756	1:10.207	36.607	22.939	31.003	2:40.756
14	2:01.617	34.191	33.817	22.761	30.848	38:09.203	2	2:01.586	34.324	33.942	22.643	30.677	4:42.342
15	2:02.036	34.194	34.218	22.478	31.146	40:11.239	3	2:01.898	34.275	34.184	22.605	30.834	6:44.240
20	José Julián GARCÍA					SPA	4	2:01.057	34.264	33.866	22.308	30.619	8:45.297
	FAU55 EL SEÑOR DE LAS BOLSAS					KTM	5	2:01.024	34.049	33.883	22.381	30.711	10:46.321
1	3:20.615	1:45.722	35.508	25.388	33.997	3:20.615	6	2:07.876 B	34.300	34.072	22.842	36.662	12:54.197
2	2:01.881	34.421	33.859	22.396	31.205	5:22.496	7	15:03.974	...	34.829	22.945	31.188	27:58.171
3	2:01.636	34.504	33.780	22.381	30.971	7:24.132	8	2:01.362	34.228	33.953	22.338	30.843	29:59.533
4	2:01.932	34.268	33.903	22.428	31.333	9:26.064	9	2:02.734	34.431	34.464	22.805	31.034	32:02.267
5	2:09.480 B	34.569	34.122	22.981	37.808	11:35.544	10	2:03.462	34.568	34.250	22.964	31.680	34:05.729
6	7:55.166	6:26.711	34.615	22.523	31.317	19:30.710	11	2:01.286	34.193	33.852	22.506	30.735	36:07.015
7	2:02.621	34.610	34.198	22.488	31.325	21:33.331	12	2:00.942	33.980	33.903	22.312	30.747	38:07.957
8	2:02.238	34.480	34.044	22.262	31.452	23:35.569	13	2:01.260	34.315	33.754	22.584	30.607	40:09.217
9	2:10.172 B	35.692	34.831	23.005	36.644	25:45.741	25	Adrián FERNÁNDEZ					SPA
10	7:17.222	5:50.186	33.868	22.424	30.744	33:02.963		LAGLISSE ACADEMY					HUSQVARNA
11	2:00.322	33.851	33.431	22.086	30.954	35:03.285	1	3:17.153 B	1:41.580	34.498	23.061	38.014	3:17.153
12	2:00.776	33.764	33.542	22.326	31.144	37:04.061	2	2:20.033	52.416	34.023	22.736	30.858	5:37.186
13	2:00.818	34.316	33.395	22.225	30.882	39:04.879	3	2:02.270	34.494	34.085	22.706	30.985	7:39.456
14	2:00.480	33.917	33.479	22.073	31.011	41:05.359	4	2:01.963	34.426	33.961	22.736	30.840	9:41.419
22	Aarón POLANCO					SPA	5	2:01.964	34.441	33.899	22.680	30.944	11:43.383
	CUNA DE CAMPEONES					KTM	6	2:02.249	34.278	34.145	22.751	31.075	13:45.632
1	2:42.995	1:09.564	37.426	24.895	31.110	2:42.995	7	2:01.995	34.308	34.011	22.704	30.972	15:47.627
							8	2:02.057	34.334	33.919	22.786	31.018	17:49.684



MOTO3

FIM CEV REPSOL MOTORLAND ARAGÓN

Qualifying practice 2

Analysis

■ Personal Best ■ Session Best B Crossing the finish line in pit lane

Lap	Time	Sector 1	Sector 2	Sector 3	Sector 4	Elapsed	Lap	Time	Sector 1	Sector 2	Sector 3	Sector 4	Elapsed
9	2:10.456B	34.798	34.357	23.409	37.892	20:00.140	10	2:01.219	34.152	33.785	22.363	30.919	35:07.681
10	6:01.580	4:28.707	35.600	26.107	31.166	26:01.720	11	2:01.210	34.078	33.778	22.499	30.855	37:08.891
11	2:00.433	34.013	33.488	22.403	30.529	28:02.153	12	2:01.200	34.284	33.787	22.395	30.734	39:10.091
12	2:00.212	33.970	33.432	22.524	30.286	30:02.365	13	2:01.384	34.148	33.708	22.457	31.071	41:11.475
13	1:59.926	33.678	33.395	22.440	30.413	32:02.291							
14	2:05.345	35.788	36.442	22.404	30.711	34:07.636							
15	2:00.309	33.811	33.624	22.376	30.498	36:07.945							
16	2:01.870	34.694	34.072	22.528	30.576	38:09.815							
17	2:08.419B	34.123	33.722	22.652	37.922	40:18.234							

26 Luis Miguel VERDUGO		SPA				
LAGLISSE ACADEMY		HUSQVARNA				
1	3:14.750	1:43.868	35.682	23.786	31.414	3:14.750
2	2:04.017	34.986	34.494	22.980	31.557	5:18.767
3	2:04.176	34.856	34.987	23.062	31.271	7:22.943
4	2:17.956B	39.778	35.827	23.720	38.631	9:40.899
5	5:31.480	3:56.220	35.430	28.387	31.443	15:12.379
6	2:03.744	34.727	34.576	22.969	31.472	17:16.123
7	2:03.750	34.883	34.512	23.004	31.351	19:19.873
8	2:12.042B	35.732	35.057	23.714	37.539	21:31.915
9	5:55.005	4:23.317	36.038	23.873	31.777	27:26.920
10	2:03.218	34.580	34.268	23.079	31.291	29:30.138
11	2:15.999B	35.612	34.920	27.238	38.229	31:46.137
12	2:54.521	1:24.148	34.951	23.396	32.026	34:40.658
13	2:05.230	35.729	34.940	23.104	31.457	36:45.888
14	2:04.219	34.782	34.655	22.938	31.844	38:50.107
15	2:02.183	34.228	34.154	22.658	31.143	40:52.290

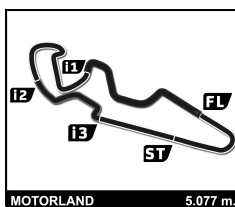
27 Alex Díez		SPA				
LEOPARD IMPALA JUNIOR TEAM		HONDA				
1	2:43.513	59.829	45.777	26.770	31.137	2:43.513
2	2:04.849	34.919	34.634	24.074	31.222	4:48.362
3	2:04.953	35.051	34.329	24.222	31.351	6:53.315
4	2:04.177	34.822	34.589	23.408	31.358	8:57.492
5	2:03.564	34.901	34.349	23.064	31.250	11:01.056
6	2:03.264	34.761	34.267	22.876	31.360	13:04.320
7	2:11.307B	35.929	34.336	23.578	37.464	15:15.627
8	11:07.130	9:34.566	35.039	24.431	33.094	26:22.757
9	2:03.042	34.802	34.225	22.775	31.240	28:25.799
10	2:03.484	34.893	34.412	23.061	31.118	30:29.283
11	2:16.054B	36.894	36.239	24.176	38.745	32:45.337
12	2:21.528	53.181	34.233	22.916	31.198	35:06.865
13	2:02.975	34.561	34.430	22.960	31.024	37:09.840
14	2:02.392	34.466	33.930	22.804	31.192	39:12.232
15	2:02.848	34.600	34.152	22.815	31.281	41:15.080

28 Matteo BERTELLE		ITA				
SIC 58 SQUADRA CORSE		HONDA				
1	3:19.636	1:48.077	35.977	24.225	31.357	3:19.636
2	2:03.510	34.950	34.274	23.047	31.239	5:23.146
3	2:03.003	34.622	34.380	22.874	31.127	7:26.149
4	2:04.494	34.927	35.649	23.066	30.852	9:30.643
5	2:02.365	34.429	34.045	22.715	31.176	11:33.008
6	2:11.562B	36.195	35.444	23.344	36.579	13:44.570
7	11:03.024B	9:19.976	34.993	28.883	39.172	24:47.594
8	2:28.392B	53.623	34.843	23.213	36.713	27:15.986
9	5:50.476	4:12.214	43.387	23.819	31.056	33:06.462

30 Max COOK		GBR				
BRITISH TALENT TEAM		HONDA				
1	2:43.167	1:09.907	37.336	24.934	30.990	2:43.167
2	2:03.155	34.946	34.332	22.982	30.895	4:46.322
3	2:09.865	40.097	34.756	23.411	31.601	6:56.187
4	2:01.895	34.334	33.974	22.531	31.056	8:58.082
5	2:04.723	34.733	34.072	23.384	32.534	11:02.805
6	2:02.000	34.301	33.828	22.390	31.481	13:04.805
7	2:06.959	38.423	34.496	22.779	31.261	15:11.764
8	2:02.075	34.326	34.088	22.593	31.068	17:13.839
9	2:02.310	34.582	34.022	22.719	30.987	19:16.149
10	2:03.191	34.941	34.429	22.521	31.300	21:19.340
11	2:02.537	34.406	34.143	22.762	31.226	23:21.877
12	2:07.983B	34.471	34.416	22.811	36.285	25:29.860
13	7:16.450	5:48.097	34.710	22.468	31.175	32:46.310
14	2:01.913	34.336	34.026	22.704	30.847	34:48.223
15	2:01.416	34.136	34.090	22.491	30.699	36:49.639
16	2:00.961	34.199	33.676	22.239	30.847	38:50.600
17	2:00.386	33.812	33.438	22.369	30.767	40:50.986

31 Bill VAN EERDE		AUS				
ASIA TALENT TEAM		HONDA				
1	2:43.451	58.102	49.159	25.250	30.940	2:43.451
2	2:05.896	34.845	34.658	23.614	32.779	4:49.347
3	2:06.920	34.579	37.736	23.534	31.071	6:56.267
4	2:02.026	34.704	33.953	22.803	30.566	8:58.293
5	2:07.515	34.636	34.061	23.450	35.368	11:05.808
6	2:10.621B	34.976	35.044	22.951	37.650	13:16.429
7	11:34.241	...	36.413	24.423	31.663	24:50.670
8	2:11.329	36.265	39.408	23.034	32.622	27:01.999
9	2:01.341	34.100	33.751	22.877	30.613	29:03.340
10	2:01.143	34.123	33.768	22.505	30.747	31:04.483
11	2:01.480	34.311	33.608	22.729	30.832	33:05.963
12	2:00.553	33.994	33.491	22.426	30.642	35:06.516
13	2:00.732	34.038	33.700	22.479	30.515	37:07.248

32 Haruki NOGUCHI		JPN				
ASIA TALENT TEAM		HONDA				
1	2:42.459	1:11.001	36.314	24.337	30.807	2:42.459
2	2:03.525	35.255	34.205	23.354	30.711	4:45.984
3	2:02.643	34.775	34.015	22.569	31.284	6:48.627
4	2:03.630	34.522	34.258	23.957	30.893	8:52.257
5	2:02.823	34.287	34.391	22.914	31.231	10:55.080
6	2:03.092	34.862	34.289	22.641	31.300	12:58.172
7	2:10.262	42.254	34.236	22.746	31.026	15:08.434
8	2:04.752	35.374	34.936	23.147	31.295	17:13.186
9	2:02.914	34.863	34.271	22.638	31.142	19:16.100
10	2:02.847	34.824	34.302	22.517	31.204	21:18.947
11	2:02.846	34.701	34.163	22.581	31.401	23:21.793
12	2:08.849B	34.959	34.106	22.878	36.906	25:30.642
13	7:16.198	5:48.749	34.233	22.538	30.678	32:46.840
14	2:01.149	34.125	33.742	22.501	30.781	34:47.989



MOTO3

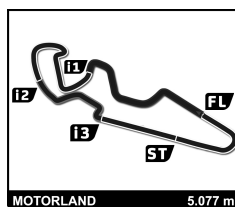
FIM CEV REPSOL MOTORLAND ARAGÓN

Qualifying practice 2

Analysis

■ Personal Best ■ Session Best B Crossing the finish line in pit lane

Lap	Time	Sector 1	Sector 2	Sector 3	Sector 4	Elapsed	Lap	Time	Sector 1	Sector 2	Sector 3	Sector 4	Elapsed	
15	2:00.940	34.178	33.641	22.536	30.585	36:48.929								
16	2:01.002	34.062	33.635	22.398	30.907	38:49.931								
17	2:00.908	34.085	33.601	22.416	30.806	40:50.839								
33	Yuki KUNII JPN ASIA TALENT TEAM HONDA							38	David SALVADOR SPA CUNA DE CAMPEONES MIR					
1	3:34.754	2:06.478	34.664	22.658	30.954	3:34.754	1	2:42.440	1:09.157	37.765	24.559	30.959	2:42.440	
2	2:01.245	34.053	33.686	22.456	31.050	5:35.999	2	2:07.691	35.387	38.825	22.607	30.872	4:50.131	
3	2:00.889	33.945	33.678	22.418	30.848	7:36.888	3	2:03.040	34.426	34.174	23.452	30.988	6:53.171	
4	2:00.658	33.876	33.683	22.352	30.747	9:37.546	4	2:08.374	34.906	34.202	28.385	30.881	9:01.545	
5	2:00.643	33.774	33.638	22.276	30.955	11:38.189	5	2:02.139	34.307	34.319	22.786	30.727	11:03.684	
6	2:00.411	33.775	33.545	22.266	30.825	13:38.600	6	2:01.254	34.184	33.755	22.318	30.997	13:04.938	
7	2:01.025	33.993	33.726	22.572	30.734	15:39.625	7	2:08.400 B	34.806	34.121	22.502	36.971	15:13.338	
8	2:06.233 B	33.860	33.799	22.575	35.999	17:45.858	8	9:01.801	7:33.014	34.622	22.822	31.343	24:15.139	
9	7:15.735	5:47.582	34.897	22.569	30.687	25:01.593	9	2:02.621	35.033	34.029	22.577	30.982	26:17.760	
10	2:00.369	33.894	33.650	22.339	30.486	27:01.962	10	2:02.266	34.497	34.108	22.485	31.176	28:20.026	
11	1:59.905	33.637	33.471	22.313	30.484	29:01.867	11	2:02.144	34.423	34.058	22.443	31.220	30:22.170	
12	1:59.568	33.620	33.345	22.156	30.447	31:01.435	12	2:09.056 B	34.858	34.288	22.705	37.205	32:31.226	
13	2:01.214	34.407	33.887	22.371	30.549	33:02.649	13	4:21.833	2:53.310	34.504	22.730	31.289	36:53.059	
14	2:00.136	33.582	33.553	22.304	30.697	35:02.785	14	2:01.702	34.394	33.832	22.463	31.013	38:54.761	
15	1:59.945	33.708	33.503	22.187	30.547	37:02.730	15	2:07.889	34.219	34.169	27.998	31.503	41:02.650	
16	1:59.806	33.514	33.390	22.257	30.645	39:02.536								
17	2:00.092	33.681	33.529	22.306	30.576	41:02.628	43	Simon JESPERSEN DEN TEAM JESPERSEN KTM						
							1	2:45.112	58.221	49.657	25.729	31.505	2:45.112	
							2	2:04.100	35.400	34.677	22.966	31.057	4:49.212	
							3	2:04.331	35.070	34.339	23.841	31.081	6:53.543	
							4	2:07.819	34.632	37.771	24.215	31.201	9:01.362	
							5	2:02.898	34.377	34.364	23.205	30.952	11:04.260	
							6	2:02.649	34.485	34.162	22.740	31.262	13:06.909	
							7	2:09.528 B	34.728	34.169	22.937	37.694	15:16.437	
							8	7:18.007	5:49.112	34.673	23.025	31.197	22:34.444	
							9	2:02.930	34.749	34.110	22.898	31.173	24:37.374	
							10	2:05.539	34.730	34.304	23.270	33.235	26:42.913	
							11	2:03.183	34.564	34.493	22.872	31.254	28:46.096	
							12	2:11.139 B	35.006	34.605	23.254	38.274	30:57.235	
							13	3:54.228	2:22.982	37.045	22.741	31.460	34:51.463	
							14	2:02.247	34.453	34.135	22.712	30.947	36:53.710	
							15	2:02.000	34.242	33.986	22.690	31.082	38:55.710	
							16	2:02.212	34.280	33.930	22.654	31.348	40:57.922	
34	Mario SURYO AJI INA ASTRA HONDA RACING TEAM HONDA							50	Jason DUPASQUIER SWI H43-CARXPRT-BLUMAQT-KTM KTM					
1	2:47.281	52.756	55.048	25.488	33.989	2:47.281	1	2:46.499	1:11.324	36.401	26.765	32.009	2:46.499	
2	2:02.241	34.533	34.227	22.722	30.759	4:49.522	2	2:02.628	34.437	34.351	22.999	30.841	4:49.127	
3	2:06.832	34.842	34.290	24.180	33.520	6:56.354	3	2:03.029	34.615	34.476	22.840	31.098	6:52.156	
4	2:01.649	34.428	33.932	22.583	30.706	8:58.003	4	2:22.726 B	35.957	42.856	24.721	39.192	9:14.882	
5	2:06.709	34.689	34.097	23.209	34.714	11:04.712	5	4:09.638	2:36.318	38.341	23.194	31.785	13:24.520	
6	2:02.060	34.492	33.794	22.773	31.001	13:06.772	6	2:11.978	37.254	35.639	26.201	32.884	15:36.498	
7	2:01.678	34.435	33.734	22.769	30.740	15:08.450	7	2:02.644	34.620	34.180	22.822	31.022	17:39.142	
8	2:25.954 B	35.500	34.692	37.929	37.833	17:34.404	8	2:10.364 B	34.794	35.756	23.191	36.623	19:49.506	
9	7:27.629	5:43.427	37.527	26.629	40.046	25:02.033	9	5:12.757	3:44.147	35.071	22.937	30.602	25:02.263	
10	2:00.292	33.917	33.640	22.295	30.440	27:02.325	10	2:00.216	33.993	33.605	22.348	30.270	27:02.479	
11	10:51.247 B	33.923	33.563	22.300	9:21.461	37:53.572	11	2:00.776	33.969	33.656	22.461	30.690	29:03.255	
							12	2:00.965	34.121	33.716	22.373	30.755	31:04.220	
							13	2:01.279	34.011	33.681	22.993	30.594	33:05.499	
							14	2:01.319	34.120	33.752	22.714	30.733	35:06.818	
							15	2:06.049	34.266	33.718	26.899	31.166	37:12.867	
							16	2:01.502	34.135	33.745	22.726	30.896	39:14.369	
							17	2:02.107	34.277	34.198	22.713	30.919	41:16.476	
36	Izam IKMAL MAL SIC JUNIOR TEAM HONDA													
1	2:42.111	1:08.218	37.537	24.852	31.504	2:42.111								
2	2:03.761	35.257	34.301	23.120	31.083	4:45.872								
3	2:03.077	34.799	34.340	22.806	31.132	6:48.949								
4	2:02.847	34.453	34.169	23.247	30.978	8:51.796								
5	2:02.681	34.433	34.332	22.891	31.025	10:54.477								
6	2:18.262 B	35.385	38.911	23.563	40.403	13:12.739								
7	7:18.818	5:46.195	36.551	24.738	31.334	20:31.557								
8	2:02.005	34.504	34.139	22.815	30.547	22:33.562								
9	2:02.547	34.831	33.871	22.874	30.971	24:36.109								
10	2:06.366	37.328	35.321	23.144	30.573	26:42.475								
11	2:02.443	34.384	34.003	22.813	31.243	28:44.918								
12	2:16.950 B	40.840	35.168	23.803	37.139	31:01.868								
13	3:59.861	2:25.186	36.368	24.418	33.889	35:01.729								
14	2:02.394	34.844	33.909	23.061	30.580	37:04.123								
15	2:02.156	34.509	33.512	22.513	31.622	39:06.279								
16	2:01.923	34.442	33.933	22.605	30.943	41:08.202								



MOTO3

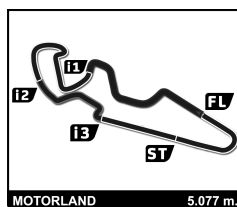
FIM CEV REPSOL MOTORLAND ARAGÓN

Qualifying practice 2

Analysis

■ Personal Best ■ Session Best B Crossing the finish line in pit lane

Lap	Time	Sector 1	Sector 2	Sector 3	Sector 4	Elapsed	Lap	Time	Sector 1	Sector 2	Sector 3	Sector 4	Elapsed
52	Jeremy ALCOBA					SPA	3	2:01.510	34.354	33.853	22.560	30.743	7:17.113
	LAGLISSE ACADEMY					HUSQVARNA	4	2:02.644	34.506	34.188	22.665	31.285	9:19.757
1	3:18.672	1:47.874	35.472	24.454	30.872	3:18.672	5	2:02.361	34.419	33.980	22.291	31.671	11:22.118
2	2:01.220	34.211	33.762	22.493	30.754	5:19.892	6	4:58.400 B	34.102	3:20.419	26.516	37.363	16:20.518
3	2:01.038	33.820	34.026	22.474	30.718	7:20.930	7	9:42.229	8:09.443	34.795	24.156	33.835	26:02.747
4	2:01.021	34.084	33.703	22.464	30.770	9:21.951	8	2:01.269	34.203	33.704	22.452	30.910	28:04.016
5	2:00.734	34.065	33.594	22.327	30.748	11:22.685	9	2:15.659 B	33.917	34.754	24.375	42.613	30:19.675
6	2:21.368 B	33.878	47.558	24.432	35.500	13:44.053	10	2:43.379	1:07.450	39.247	24.254	32.428	33:03.054
7	12:17.563	...	35.240	25.990	31.267	26:01.616	11	2:02.082	34.210	34.106	22.622	31.144	35:05.136
8	2:00.479	33.848	33.488	22.374	30.769	28:02.095	12	2:01.579	34.303	33.760	22.680	30.836	37:06.715
9	2:00.009	33.759	33.444	22.220	30.586	30:02.104	13	2:01.694	34.024	34.114	22.814	30.742	39:08.409
10	2:00.085	33.694	33.441	22.344	30.606	32:02.189	14	2:00.895	34.091	33.620	22.528	30.656	41:09.304
11	2:06.787	36.675	36.139	22.534	31.439	34:08.976	65	Hikaru ARITA					JPN
12	2:00.820	33.860	33.634	22.312	31.014	36:09.796		SIC58 SQUADRA CORSE					HONDA
13	1:59.868	33.755	33.491	22.330	30.292	38:09.664	1	3:14.121	1:43.365	34.904	24.634	31.218	3:14.121
14	2:00.529	33.763	33.844	22.297	30.625	40:10.193	2	2:02.464	34.500	33.914	22.994	31.056	5:16.585
53	Deniz ÖNCÜ					TUR	3	2:03.422	34.637	34.065	22.978	31.742	7:20.007
	RED BULL KTM AJO					KTM	4	2:03.743	34.948	34.171	22.937	31.687	9:23.750
1	3:16.672 B	1:41.071	34.340	23.226	38.035	3:16.672	5	2:02.726	34.868	34.015	22.829	31.014	11:26.476
2	6:13.335	4:45.357	34.426	22.789	30.763	9:30.007	6	2:11.160 B	35.068	35.090	23.497	37.505	13:37.636
3	2:01.820	34.235	33.937	22.783	30.865	11:31.827	7	6:52.018	5:21.777	35.863	23.156	31.222	20:29.654
4	2:02.406	34.476	34.064	22.916	30.950	13:34.233	8	2:03.393	35.011	34.473	23.087	30.822	22:33.047
5	2:01.930	34.344	33.861	22.811	30.914	15:36.163	9	2:16.449 B	36.678	37.209	24.361	38.201	24:49.496
6	2:02.471	34.418	34.174	22.835	31.044	17:38.634	10	7:38.760	6:09.711	34.888	23.070	31.091	32:28.256
7	2:10.353 B	35.634	35.128	23.163	36.428	19:48.987	11	2:02.568	34.760	34.112	22.696	31.000	34:30.824
8	6:53.106	5:25.647	34.156	22.866	30.437	26:42.093	12	2:17.826 B	35.853	37.082	24.311	40.580	36:48.650
9	2:00.966	33.924	33.708	22.480	30.854	28:43.059	13	2:19.593	51.332	34.355	22.902	31.004	39:08.243
10	2:01.448	34.163	33.833	22.623	30.829	30:44.507	14	2:00.744	34.084	33.594	22.564	30.502	41:08.987
11	2:01.876	34.598	34.021	22.615	30.642	32:46.383	67	Gerard RIU					SPA
12	2:01.561	34.132	34.004	22.527	30.898	34:47.944		BAIKO RACING TEAM					KTM
13	2:00.898	34.048	33.754	22.460	30.636	36:48.842	1	3:13.289	1:42.579	34.351	22.862	33.497	3:13.289
14	2:00.725	33.999	33.622	22.431	30.673	38:49.567	2	2:02.229	34.799	33.946	22.603	30.881	5:15.518
15	2:01.159	34.066	33.731	22.550	30.812	40:50.726	3	2:01.538	34.300	33.839	22.559	30.840	7:17.056
54	Ondrej VOSTATEK					CZE	4	2:03.653	34.481	35.082	23.048	31.042	9:20.709
	IGAX TEAM					KTM	5	2:01.153	34.273	33.638	22.427	30.815	11:21.862
1	2:43.890	1:00.778	45.134	26.793	31.185	2:43.890	6	2:07.017 B	34.225	33.762	22.456	36.574	13:28.879
2	2:04.186	34.840	34.432	23.616	31.298	4:48.076	7	12:33.408	...	34.942	24.183	33.556	26:02.287
3	2:03.189	34.840	34.048	23.143	31.158	6:51.265	8	2:00.791	34.192	33.727	22.306	30.566	28:03.078
4	2:18.109 B	34.684	34.276	23.936	45.213	9:09.374	9	2:00.970	33.932	33.913	22.488	30.637	30:04.048
5	11:21.987	9:49.722	36.455	24.444	31.366	20:31.361	10	2:00.600	33.921	33.641	22.406	30.632	32:04.648
6	2:01.907	34.442	33.952	22.682	30.831	22:33.268	11	2:06.998 B	34.010	33.671	22.555	36.762	34:11.646
7	2:03.262	35.365	34.017	22.827	31.053	24:36.530	12	4:17.532	2:50.398	34.045	22.433	30.656	38:29.178
8	2:11.775 B	35.432	34.382	22.978	38.983	26:48.305	13	2:00.675	34.059	33.584	22.395	30.637	40:29.853
9	3:57.414	2:29.395	34.151	22.651	31.217	30:45.719	73	Maximilian KOFLER					AUT
10	2:02.461	34.720	34.123	22.644	30.974	32:48.180		SAMA QATAR ÁNGEL NIETO TEAM					KTM
11	2:02.881	34.571	34.159	22.854	31.297	34:51.061	1	2:41.919	1:10.388	36.562	23.772	31.197	2:41.919
12	2:04.142	36.090	34.154	22.767	31.131	36:55.203	2	2:03.138	34.900	34.154	23.326	30.758	4:45.057
13	2:02.568	34.511	34.139	22.738	31.180	38:57.771	3	2:02.133	34.557	33.943	22.655	30.978	6:47.190
14	2:02.912	34.575	34.084	22.941	31.312	41:00.683	4	2:02.099	34.464	34.093	22.641	30.901	8:49.289
58	Iñigo IGLESIAS					SPA	5	2:10.892 B	36.400	35.140	22.912	36.440	11:00.181
	BAIKO RACING TEAM					KTM	6	7:45.413	6:16.257	35.488	22.840	30.828	18:45.594
1	3:13.417	1:42.797	34.364	22.780	33.476	3:13.417	7	2:01.650	34.223	33.860	22.682	30.885	20:47.244
2	2:02.186	34.863	33.894	22.625	30.804	5:15.603	8	2:01.579	34.408	33.797	22.599	30.775	22:48.823
							9	2:01.703	34.243	33.826	22.901	30.733	24:50.526



MOTO3

FIM CEV REPSOL MOTORLAND ARAGÓN

Qualifying practice 2

Analysis

■ Personal Best ■ Session Best B Crossing the finish line in pit lane

Lap	Time	Sector 1	Sector 2	Sector 3	Sector 4	Elapsed	Lap	Time	Sector 1	Sector 2	Sector 3	Sector 4	Elapsed
10	2:04.234	36.095	34.493	22.901	30.745	26:54.760	11	2:01.221	34.044	33.721	22.382	31.074	30:56.786
11	2:01.356	34.224	33.689	22.620	30.823	28:56.116	12	2:01.318	34.129	33.709	22.333	31.147	32:58.104
12	2:01.036	34.108	33.697	22.415	30.816	30:57.152	13	2:06.992	35.821	36.331	23.992	30.848	35:05.096
13	2:06.874	36.879	35.888	23.416	30.691	33:04.026	14	2:06.463	33.898	33.792	26.792	31.981	37:11.559
14	2:01.163	34.146	33.671	22.651	30.695	35:05.189	15	2:01.056	34.043	33.681	22.401	30.931	39:12.615
15	2:01.240	34.139	33.641	22.665	30.795	37:06.429	16	2:16.020 B	36.113	35.592	24.546	39.769	41:28.635
16	2:01.746	34.188	33.947	22.845	30.766	39:08.175							
17	2:00.767	33.974	33.581	22.484	30.728	41:08.942							

76 Julián GIRAL SPA						
JUNIOR TEAM ESTRELLA GALICIA (HONDA						
1	5:16.730	3:38.968	37.544	25.207	35.011	5:16.730
2	2:03.074	34.951	34.120	22.721	31.282	7:19.804
3	2:02.457	34.861	34.031	22.825	30.740	9:22.261
4	2:01.640	34.270	33.829	22.519	31.022	11:23.901
5	2:08.006 B	34.496	34.187	22.887	36.436	13:31.907
6	11:30.710	...	34.938	22.594	31.208	25:02.617
7	2:01.332	34.231	33.761	22.574	30.766	27:03.949
8	2:01.904	34.390	33.848	22.527	31.139	29:05.853
9	2:08.375	37.077	36.364	23.133	31.801	31:14.228
10	2:04.015	35.634	34.316	22.711	31.354	33:18.243
11	2:02.625	34.778	33.974	22.505	31.368	35:20.868
12	2:02.631	34.430	34.142	22.779	31.280	37:23.499
13	2:02.783	34.577	34.194	22.714	31.298	39:26.282
14	2:03.095	34.787	34.232	22.611	31.465	41:29.377

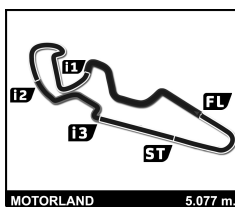
78 Idil MAHADI MAL						
SIC JUNIOR TEAM HONDA						
1	2:45.208	53.371	54.362	25.720	31.755	2:45.208
2	2:03.169	35.053	34.398	22.849	30.869	4:48.377
3	2:39.603	35.107	34.796	58.178	31.522	7:27.980
4	2:02.884	34.744	34.201	23.126	30.813	9:30.864
5	2:02.423	34.391	34.184	22.856	30.992	11:33.287
6	2:03.235	34.939	34.246	22.768	31.282	13:36.522
7	2:09.365 B	34.807	34.404	22.994	37.160	15:45.887
8	6:49.719	5:15.311	40.030	23.044	31.334	22:35.606
9	2:02.266	34.522	34.024	22.851	30.869	24:37.872
10	2:04.680	34.612	35.727	23.191	31.150	26:42.552
11	2:02.421	34.465	33.963	22.953	31.040	28:44.973
12	2:12.046 B	35.556	35.045	23.641	37.804	30:57.019
13	4:12.063	2:29.619	43.630	27.616	31.198	35:09.082
14	2:02.994	34.815	34.162	23.078	30.939	37:12.076
15	2:01.953	34.171	33.972	22.698	31.112	39:14.029
16	2:02.517	34.426	34.156	22.751	31.184	41:16.546

81 Aleix VIU SPA						
SAMA QATAR ÁNGEL NIETO TEAM KTM						
1	3:40.372	2:11.587	34.669	22.885	31.231	3:40.372
2	2:02.107	34.411	34.117	22.552	31.027	5:42.479
3	2:02.179	34.311	34.024	22.398	31.446	7:44.658
4	2:02.226	34.452	34.052	22.541	31.181	9:46.884
5	2:01.904	34.242	33.990	22.448	31.224	11:48.788
6	2:01.538	34.186	33.795	22.381	31.176	13:50.326
7	2:14.308 B	34.091	35.216	25.108	39.893	16:04.634
8	8:47.299	6:59.474	34.425	39.631	33.769	24:51.933
9	2:02.170	34.610	34.018	22.526	31.016	26:54.103
10	2:01.462	34.141	33.768	22.409	31.144	28:55.565

83 Meikon Yuji KAWAKAMI BRA						
FUNDACIÓN ANDREAS PÉREZ 77 KTM						
1	2:46.726	1:09.421	38.660	24.830	33.815	2:46.726
2	2:02.619	34.411	34.253	23.049	30.906	4:49.345
3	2:04.482	34.849	35.070	23.365	31.198	6:53.827
4	2:03.190	34.665	34.285	22.713	31.527	8:57.017
5	2:08.663	36.702	34.507	22.674	34.780	11:05.680
6	2:09.652 B	34.985	35.255	23.082	36.330	13:15.332
7	8:31.546	7:02.759	34.396	22.766	31.625	21:46.878
8	2:02.195	34.374	33.912	22.732	31.177	23:49.073
9	2:01.391	34.356	33.778	22.533	30.724	25:50.464
10	2:07.560 B	34.754	34.141	22.640	36.025	27:58.024
11	5:04.906	3:35.748	35.215	22.648	31.295	33:02.930
12	2:00.609	34.029	33.565	22.276	30.739	35:03.539
13	2:00.874	33.814	33.814	22.669	30.577	37:04.413
14	2:01.798	34.370	33.490	22.526	31.412	39:06.211
15	2:01.847	34.351	33.844	22.434	31.218	41:08.058

88 Matteo PATACCA ITA						
SIC58 SQUADRACORSE HONDA						
1	2:42.255	1:10.795	36.250	23.839	31.371	2:42.255
2	2:03.697	34.906	34.473	23.370	30.948	4:45.952
3	2:10.845	39.358	35.401	23.241	32.845	6:56.797
4	2:03.553	34.496	34.518	23.131	31.408	9:00.350
5	2:03.281	34.660	34.344	22.879	31.398	11:03.631
6	2:17.989 B	39.104	35.636	23.877	39.372	13:21.620
7	11:16.376	9:42.367	34.763	23.298	35.948	24:37.996
8	2:04.801	36.877	34.356	22.859	30.709	26:42.797
9	2:11.732 B	34.645	35.246	23.456	38.385	28:54.529
10	5:11.471	3:40.334	36.029	23.366	31.742	34:06.000
11	2:01.613	34.210	34.113	22.424	30.866	36:07.613
12	2:01.460	34.296	33.879	22.336	30.949	38:09.073
13	2:01.073	34.043	33.811	22.328	30.891	40:10.146

96 Daniel HOLGADO SPA						
JUNIOR TEAM ESTRELLA GALICIA (HONDA						
1	3:19.031	1:47.397	35.196	24.299	32.139	3:19.031
2	2:01.737	34.344	33.879	22.609	30.905	5:20.768
3	2:03.089	35.781	33.952	22.580	30.776	7:23.857
4	2:02.533	34.351	33.956	22.956	31.270	9:26.390
5	2:02.487	34.336	34.026	22.856	31.269	11:28.877
6	2:12.135 B	35.584	35.158	23.189	38.204	13:41.012
7	6:50.495	5:16.972	37.604	24.897	31.022	20:31.507
8	2:01.841	34.401	34.229	22.649	30.562	22:33.348
9	2:03.055	34.805	33.906	22.689	31.655	24:36.403
10	2:11.305 B	35.388	34.455	22.898	38.564	26:47.708
11	6:18.301	4:44.644	39.407	23.002	31.248	33:06.009
12	2:00.981	34.241	33.647	22.562	30.531	35:06.990
13	2:01.735	34.492	33.696	22.733	30.814	37:08.725
14	2:01.041	34.252	33.636	22.502	30.651	39:09.766



MOTO3

FIM CEV REPSOL MOTORLAND ARAGÓN

Qualifying practice 2

Analysis

■ Personal Best ■ Session Best B Crossing the finish line in pit lane

Lap	Time	Sector 1	Sector 2	Sector 3	Sector 4	Elapsed	Lap	Time	Sector 1	Sector 2	Sector 3	Sector 4	Elapsed	
15	2:00.852	34.122	33.598	22.465	30.667	41:10.618								
99	Carlos TATAY						SPA							
	FUNDACIÓN ANDREAS PÉREZ 77						KTM							
1	3:20.554	1:45.720	35.439	25.344	34.051	3:20.554								
2	2:01.406	34.227	33.689	22.384	31.106	5:21.960								
3	2:01.196	34.174	33.798	22.441	30.783	7:23.156								
4	2:01.289	34.214	33.798	22.400	30.877	9:24.445								
5	2:01.275	34.052	33.748	22.446	31.029	11:25.720								
6	2:01.290	34.189	33.739	22.377	30.985	13:27.010								
7	2:10.531 B	35.133	34.935	23.484	36.979	15:37.541								
8	6:10.357	4:42.345	34.337	22.740	30.935	21:47.898								
9	2:01.128	34.233	33.834	22.363	30.698	23:49.026								
10	2:01.083	34.013	33.790	22.393	30.887	25:50.109								
11	2:09.997 B	35.599	34.479	23.214	36.705	28:00.106								
12	5:03.704	3:36.065	34.161	22.826	30.652	33:03.810								
13	2:00.237	33.868	33.501	22.279	30.589	35:04.047								
14	1:59.863	33.468	33.403	22.341	30.651	37:03.910								
15	2:00.288	33.841	33.380	22.297	30.770	39:04.198								
16	2:00.263	33.925	33.465	22.271	30.602	41:04.461								