

MOTO2

FIM CEV REPSOL MOTORLAND ARAGÓN

Qualifying practice 2

Classification

Nr.	Rider	Nat	Team	Bike	Tyres	Time	Lap	Total	Gap	Kph
1	57 Edgar PONS	SPA	BAIKO RACING TEAM	KALEX	DUNLOP	1:54.334	11	16	-	159.9
2	61 Alessandro ZACCONE	ITA	PROMORACING	KALEX	DUNLOP	1:54.675	11	16	+0.341	159.4
3	4 Hector GARZÓ	SPA	CNS MOTORSPORT	TECH3	DUNLOP	1:54.827	11	15	+0.493	159.2
4	55 Yari MONTELLA	ITA	TEAM CIATTI - SPEED UP	SPEED UP	DUNLOP	1:55.009	10	15	+0.675	158.9
5	18 Niki TUULI	FIN	TEAM STYLOBIKE	KALEX	DUNLOP	1:55.265	11	16	+0.931	158.6
6	11 Matteo FERRARI	ITA	PROMORACING	KALEX	DUNLOP	1:55.859	10	17	+1.525	157.8
7	9 Keminth KUBO	THA	VR46 MASTER CAMP TEAM	KALEX	DUNLOP	1:55.889	12	12	+1.555	157.7
8	27 Daniel KASMAYUDIN	MAL	DYNAVOLT INTACT SIC JUNIOR TEAM	KALEX	DUNLOP	1:55.950	4	15	+1.616	157.6
9	77 Miquel PONS	SPA	H43 TEAM NOBBY TALASUR-BLUMAQ	KALEX	DUNLOP	1:56.196	13	13	+1.862	157.3
10	51 Matteo CIPRIETTI	ITA	TEAM STYLOBIKE	KALEX	DUNLOP	1:56.221	11	13	+1.887	157.3
11	74 Piotr BIESIEKIRSKI	POL	EUVIC STYLOBIKE GOOD RACING	KALEX	DUNLOP	1:56.340	10	15	+2.006	157.1
12	7 Adam NORRODIN	MAL	SIC JUNIOR TEAM	KALEX	DUNLOP	1:56.451	9	14	+2.117	157.0
13	50 Anupab SARMOON	THA	VR46 MASTER CAMP TEAM	KALEX	DUNLOP	1:56.525	6	15	+2.191	156.9
14	33 Dani VALLE	SPA	EASYRACE TEAM	KALEX	DUNLOP	1:56.596	12	16	+2.262	156.8
15	32 Ramdan ROSLI	MAL	ONEXO TKKR SAG TEAM	KALEX	DUNLOP	1:56.649	3	14	+2.315	156.7
16	10 Tommaso MARCON	ITA	TEAM CIATTI - SPEED UP	SPEED UP	DUNLOP	1:56.756	14	14	+2.422	156.5
17	21 Matthias MEGGLE	GER	DYNAVOLT INTACT SIC JUNIOR TEAM	KALEX	DUNLOP	1:57.223	5	14	+2.889	155.9
18	25 Marcel BRENNER	SWI	KIEFER RACING	KTM	DUNLOP	1:57.255	3	16	+2.921	155.9
19	95 Julian MAYER	AUT	EASYRACE TEAM	KALEX	DUNLOP	1:57.323	11	15	+2.989	155.8
20	48 Joan DÍAZ	SPA	DCR RACING TEAM	YAMAHA	DUNLOP Supers	1:58.153	3	16	+3.819	154.7
21	23 Cédric TANGRE	FRA	YOHANN MOTO SPORT	MISTRAL	DUNLOP	1:58.319	14	14	+3.985	154.5
22	70 Takeshi ISHIZUKA	JPN	EASYRACE TEAM	KALEX	DUNLOP	1:58.629	5	8	+4.295	154.1
23	88 Alessandro ZETTI	ITA	FAU55 EL SEÑOR DE LAS BOLSAS	YAMAHA	DUNLOP Supers	1:58.792	17	17	+4.458	153.9
24	3 Sam WILFORD	GBR	IDWE RACING	KALEX	DUNLOP	1:59.127	16	16	+4.793	153.4
25	44 Kevin ORGIS	GER	REDDING - PINAMOTO RS	YAMAHA	DUNLOP Supers	1:59.150	13	14	+4.816	153.4
26	5 Luca DE VLEESCHAUWER	BEL	NYKOS RACING	HONDA	DUNLOP	1:59.354	12	17	+5.020	153.1
27	87 Nazirul BIN MUHAMMAD	MAL	ONEXO TKKR SAG RACING TEAM	KALEX	DUNLOP	2:00.054	4	15	+5.720	152.2
28	12 Peetu PAAVILAINEN	FIN	REDDING - PINAMOTO RS	YAMAHA	DUNLOP Supers	2:00.153	16	16	+5.819	152.1
29	45 Leon ORGIS	GER	REDDING - PINAMOTO RS	YAMAHA	DUNLOP Supers	2:01.436	15	15	+7.102	150.5

Max. qual. time: 2:05.767

66	Philippe LE GALLO	FRA	YAMAHA LAGLISSE	YAMAHA	DUNLOP Supers		2
----	-------------------	-----	-----------------	--------	---------------	--	---

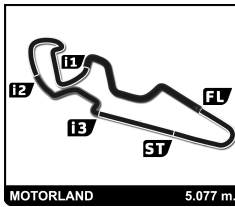
Fastest Lap	Lap	Rider	Time	Kph
	Lap 11	Edgar PONS	1:54.334	159.9

Qualifying Time: 2:05.767

Published at:

Track Status: **DRY**

Race Director:	Timekeeper:
----------------	-------------



MOTO2

FIM CEV REPSOL MOTORLAND ARAGÓN

Qualifying practice 2

Best Sector Times

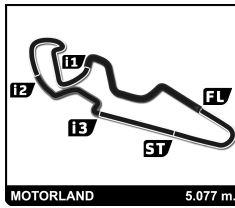
SECTOR 1			SECTOR 2		SECTOR 3		SECTOR 4		Pos	Ideal Lap	Best Lap	
Pos	Rider	Time	Rider	Time	Rider	Time	Rider	Time				
1	55 Y.MONTELLA	32.350	57 E.PONS	31.948	18 N.TUULI	21.814	57 E.PONS	28.084	1	57	1:54.281	1:54.334 (1)
2	4 H.GARZÓ	32.397	61 A.ZACCONE	32.092	57 E.PONS	21.839	61 A.ZACCONE	28.147	2	61	1:54.675	1:54.675 (2)
3	57 E.PONS	32.410	4 H.GARZÓ	32.150	61 A.ZACCONE	21.905	4 H.GARZÓ	28.179	3	4	1:54.703	1:54.827 (3)
4	61 A.ZACCONE	32.531	55 Y.MONTELLA	32.320	4 H.GARZÓ	21.977	27 D.KASMAYUDIN	28.185	4	55	1:54.869	1:55.009 (4)
5	18 N.TUULI	32.648	18 N.TUULI	32.394	55 Y.MONTELLA	21.998	55 Y.MONTELLA	28.201	5	18	1:55.241	1:55.265 (5)
6	27 D.KASMAYUDIN	32.728	9 K.KUBO	32.394	11 M.FERRARI	22.005	9 K.KUBO	28.261	6	9	1:55.419	1:55.889 (7)
7	9 K.KUBO	32.736	11 M.FERRARI	32.404	9 K.KUBO	22.028	11 M.FERRARI	28.349	7	27	1:55.583	1:55.950 (8)
8	74 P.BIESIEKIRSKI	32.807	51 M.CIPRIETTI	32.463	27 D.KASMAYUDIN	22.040	32 R.ROSLI	28.351	8	11	1:55.620	1:55.859 (6)
9	50 A.SARMOON	32.852	77 M.PONS	32.506	51 M.CIPRIETTI	22.057	18 N.TUULI	28.385	9	51	1:55.995	1:56.221 (10)
10	11 M.FERRARI	32.862	32 R.ROSLI	32.579	77 M.PONS	22.137	50 A.SARMOON	28.410	10	77	1:56.023	1:56.196 (9)
11	51 M.CIPRIETTI	32.909	7 A.NORRODIN	32.622	7 A.NORRODIN	22.152	77 M.PONS	28.428	11	50	1:56.131	1:56.525 (13)
12	77 M.PONS	32.952	10 T.MARCON	32.628	50 A.SARMOON	22.205	33 D.VALLE	28.430	12	74	1:56.278	1:56.340 (11)
13	10 T.MARCON	32.988	27 D.KASMAYUDIN	32.630	10 T.MARCON	22.219	25 M.BRENNER	28.466	13	7	1:56.363	1:56.451 (12)
14	7 A.NORRODIN	33.009	50 A.SARMOON	32.664	74 P.BIESIEKIRSKI	22.220	74 P.BIESIEKIRSKI	28.485	14	32	1:56.457	1:56.649 (15)
15	32 R.ROSLI	33.117	21 M.MEGGLE	32.687	33 D.VALLE	22.266	95 J.MAYER	28.510	15	10	1:56.564	1:56.756 (16)
16	33 D.VALLE	33.196	33 D.VALLE	32.699	21 M.MEGGLE	22.338	51 M.CIPRIETTI	28.566	16	33	1:56.591	1:56.596 (14)
17	25 M.BRENNER	33.222	74 P.BIESIEKIRSKI	32.766	95 J.MAYER	22.399	21 M.MEGGLE	28.577	17	21	1:56.876	1:57.223 (17)
18	21 M.MEGGLE	33.274	25 M.BRENNER	32.812	23 C.TANGRE	22.402	7 A.NORRODIN	28.580	18	25	1:56.985	1:57.255 (18)
19	95 J.MAYER	33.307	95 J.MAYER	33.028	32 R.ROSLI	22.410	10 T.MARCON	28.729	19	95	1:57.244	1:57.323 (19)
20	48 J.DÍAZ	33.404	70 T.ISHIZUKA	33.039	25 M.BRENNER	22.485	3 S.WILFORD	28.811	20	48	1:58.007	1:58.153 (20)
21	23 C.TANGRE	33.497	48 J.DÍAZ	33.116	88 A.ZETTI	22.547	48 J.DÍAZ	28.865	21	23	1:58.090	1:58.319 (21)
22	88 A.ZETTI	33.604	23 C.TANGRE	33.126	48 J.DÍAZ	22.622	70 T.ISHIZUKA	28.867	22	70	1:58.481	1:58.629 (22)
23	5 L.DE VLEESCHAUWER	33.686	5 L.DE VLEESCHAUWER	33.258	5 L.DE VLEESCHAUWER	22.737	87 N.BIN MUHAMMAD	28.953	23	5	1:58.688	1:59.354 (26)
24	44 K.ORGIS	33.743	88 A.ZETTI	33.265	70 T.ISHIZUKA	22.752	5 L.DE VLEESCHAUWER	29.007	24	88	1:58.715	1:58.792 (23)
25	3 S.WILFORD	33.769	44 K.ORGIS	33.307	44 K.ORGIS	22.808	23 C.TANGRE	29.065	25	3	1:58.817	1:59.127 (24)
26	70 T.ISHIZUKA	33.823	3 S.WILFORD	33.341	3 S.WILFORD	22.896	12 P.PAAVILAINEN	29.145	26	44	1:59.034	1:59.150 (25)
27	12 P.PAAVILAINEN	33.996	12 P.PAAVILAINEN	33.642	87 N.BIN MUHAMMAD	22.991	44 K.ORGIS	29.176	27	87	1:59.758	2:00.054 (27)
28	87 N.BIN MUHAMMAD	34.114	87 N.BIN MUHAMMAD	33.700	12 P.PAAVILAINEN	23.060	88 A.ZETTI	29.299	28	12	1:59.843	2:00.153 (28)
29	45 L.ORGIS	34.207	45 L.ORGIS	34.305	45 L.ORGIS	23.398	45 L.ORGIS	29.326	29	45	2:01.236	2:01.436 (29)
30	66 P.LE GALLO	43.082	66 P.LE GALLO	43.846	66 P.LE GALLO	25.494	66 P.LE GALLO	31.843	30	66	2:24.265	



13-14 July

MOTORLAND ARAGÓN

FIM CEV REPSOL 2019



MOTO2

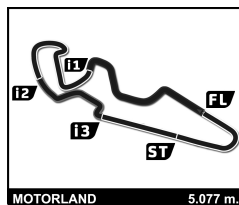
FIM CEV REPSOL MOTORLAND ARAGÓN

Qualifying practice 2

Best Top Speeds

Rider	Team	Top 1		Top 2		Top 3		Top 4		Top 5		Avg	
		Kph	Lap	Kph	Lap	Kph	Lap	Kph	Lap	Kph	Lap		
32 Ramdan ROSLI	ONEXO TKKR SAG TEAM	272.7	3	269.3	10	269.3	2	268.7	9	268.7	6	269,7	
11 Matteo FERRARI	PROMORACING	272.0	3	269.3	5	267.3	2	265.4	6	265.4	4	267,9	
27 Daniel KASMAYUDIN	DYNAVOLT INTACT SIC JUNIOR TEAM	272.0	6	269.3	14	269.3	3	269.3	13	268.7	2	269,7	
87 Nazirul BIN MUHAMMAD	ONEXO TKKR SAG RACING TEAM	272.0	3	272.0	4	270.7	2	270.7	5	270.7	6	271,2	
4 Hector GARZÓ	CNS MOTORSPORT	270.0	11	266.7	3	266.0	5	265.4	4	264.7	10	266,6	
74 Piotr BIESIEKIRSKI	EUVIC STYLOBIKE GOOD RACING	270.0	6	266.7	3	266.0	2	266.0	4	265.4	14	266,8	
9 Keminth KUBO	VR46 MASTER CAMP TEAM	269.3	4	267.3	5	266.7	2	264.7	6	264.1	9	266,4	
21 Matthias MEGGLE	DYNAVOLT INTACT SIC JUNIOR TEAM	269.3	5	264.7	3	262.8	1	262.8	14	262.8	4	264,5	
33 Dani VALLE	EASYRACE TEAM	269.3	6	268.7	3	268.7	4	268.7	5	267.3	2	268,5	
25 Marcel BRENNER	KIEFER RACING	268.7	2	267.3	3	266.0	16	266.0	4	265.4	11	266,7	
57 Edgar PONS	BAIKO RACING TEAM	268.7	4	266.7	9	266.7	5	266.0	14	265.4	2	266,7	
7 Adam NORRODIN	SIC JUNIOR TEAM	266.7	6	266.0	3	263.4	5	262.8	10	262.8	9	264,3	
70 Takeshi ISHIZUKA	EASYRACE TEAM	266.7	3	264.7	1	264.1	2	264.1	5	263.4	4	264,6	
50 Anupab SARMOON	VR46 MASTER CAMP TEAM	266.0	2	265.4	3	265.4	13	265.4	5	264.7	15	265,4	
51 Matteo CIPRIETTI	TEAM STYLOBIKE	266.0	13	264.1	9	262.8	3	262.8	8	262.1	4	263,6	
18 Niki TUULI	TEAM STYLOBIKE	265.4	2	265.4	4	265.4	5	264.7	3	264.7	6	265,1	
55 Yari MONTELLA	TEAM CIATTI - SPEED UP	265.4	5	264.7	2	264.1	3	264.1	9	263.4	6	264,3	
61 Alessandro ZACCONE	PROMORACING	265.4	16	265.4	8	265.4	11	264.7	3	264.7	6	265,1	
95 Julian MAYER	EASYRACE TEAM	265.4	3	264.7	2	264.1	4	264.1	10	263.4	9	264,3	
3 Sam WILFORD	IDWE RACING	264.7	3	263.4	4	262.8	2	262.8	5	262.1	16	263,2	
77 Miquel PONS	H43 TEAM NOBBY TALASUR-BLUMAQ	262.8	13	262.8	4	262.1	12	262.1	5	260.9	7	262,1	
10 Tommaso MARCON	TEAM CIATTI - SPEED UP	260.9	10	258.4	3	258.4	9	257.8	4	257.8	5	258,7	
12 Peetu PAAVILAINEN	REDDING - PINAMOTO RS	Superstock 6i	260.9	6	257.1	2	256.5	1	256.5	5	255.9	3	257,4
5 Luca DE VLEESCHAUWER	NYKOS RACING	259.0	12	258.4	2	255.9	15	254.7	8	251.7	3	255,9	
48 Joan DÍAZ	DCR RACING TEAM	Superstock 6i	258.4	4	257.8	2	257.8	3	257.8	12	255.9	1	257,5
23 Cédric TANGRE	YOHANN MOTO SPORT	257.1	5	255.9	6	254.1	1	254.1	3	253.5	13	254,9	
44 Kevin ORGIS	REDDING - PINAMOTO RS	Superstock 6i	255.9	3	255.9	4	255.3	2	252.9	1	252.9	10	254,6
45 Leon ORGIS	REDDING - PINAMOTO RS	Superstock 6i	254.1	3	252.9	4	251.2	2	250.6	1	250.6	9	251,9
88 Alessandro ZETTI	FAU55 EL SEÑOR DE LAS BOLSAS	Superstock 6i	254.1	2	254.1	3	253.5	5	252.9	6	252.3	4	253,4
66 Philippe LE GALLO	YAMAHA LAGLISSE	Superstock 6i	247.7	1	246.0	2						246,9	





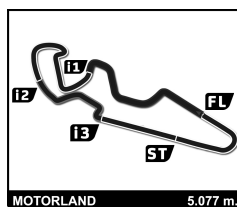
MOTO2

FIM CEV REPSOL MOTORLAND ARAGÓN

Qualifying practice 2

Fastest Lap Sequence

Practice Time	Rider	Team	Bike	Class	Time	Kph	Lap
4:07.024	33 Dani VALLE	EASYRACE TEAM	KALEX		1:59.813	152.5	2
4:23.968	51 Matteo CIPRIETTI	TEAM STYLOBIKE	KALEX		1:59.517	152.9	2
4:25.861	61 Alessandro ZACCONE	PROMORACING	KALEX		1:58.090	154.8	2
4:30.554	11 Matteo FERRARI	PROMORACING	KALEX		1:57.670	155.3	2
4:31.614	4 Hector GARZÓ	CNS MOTORSPORT	TECH3		1:57.372	155.7	2
5:08.219	55 Yari MONTELLA	TEAM CIATTI - SPEED UP	SPEED UP		1:56.703	156.6	2
5:45.584	9 Keminth KUBO	VR46 MASTER CAMP TEAM	KALEX		1:56.683	156.6	2
6:26.834	11 Matteo FERRARI	PROMORACING	KALEX		1:56.280	157.2	3
6:27.859	4 Hector GARZÓ	CNS MOTORSPORT	TECH3		1:56.245	157.2	3
7:04.073	55 Yari MONTELLA	TEAM CIATTI - SPEED UP	SPEED UP		1:55.854	157.8	3
10:23.621	4 Hector GARZÓ	CNS MOTORSPORT	TECH3		1:55.773	157.9	5
13:04.774	55 Yari MONTELLA	TEAM CIATTI - SPEED UP	SPEED UP		1:55.703	158.0	6
15:52.460	57 Edgar PONS	BAIKO RACING TEAM	KALEX		1:55.432	158.3	7
29:34.480	55 Yari MONTELLA	TEAM CIATTI - SPEED UP	SPEED UP		1:55.145	158.7	9
31:10.495	57 Edgar PONS	BAIKO RACING TEAM	KALEX		1:54.334	159.9	11



MOTO2

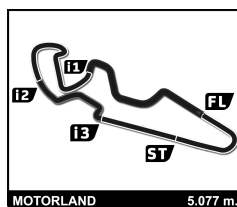
FIM CEV REPSOL MOTORLAND ARAGÓN

Qualifying practice 2

Analysis

■ Personal Best ■ Session Best B Crossing the finish line in pit lane

Lap	Time	Sector 1	Sector 2	Sector 3	Sector 4	Elapsed	Lap	Time	Sector 1	Sector 2	Sector 3	Sector 4	Elapsed		
3	Sam WILFORD GBR							7	Adam NORRODIN MAL						
	IDWE RACING KALEX								SIC JUNIOR TEAM KALEX						
1	2:05.978	35.540	35.104	24.341	30.993	2:05.978	1	2:19.512	47.660	37.136	24.557	30.159	2:19.512		
2	2:10.014	34.455	33.732	32.528	29.299	4:15.992	2	2:14.844	46.442	36.528	22.887	28.987	4:34.356		
3	2:00.702	34.146	33.698	22.936	29.922	6:16.694	3	1:57.555	33.545	32.845	22.556	28.609	6:31.911		
4	2:00.992	35.021	33.888	23.069	29.014	8:17.686	4	1:59.672	34.116	33.457	23.018	29.081	8:31.583		
5	1:59.864	34.230	33.571	23.120	28.943	10:17.550	5	2:02.284	37.443	33.211	22.543	29.087	10:33.867		
6	2:00.695	34.152	33.814	23.053	29.676	12:18.245	6	2:11.772 B	33.608	33.156	23.293	41.715	12:45.639		
7	2:22.897 B	41.259	40.602	24.960	36.076	14:41.142	7	14:20.838	...	38.675	23.835	31.241	27:06.477		
8	10:37.650	9:04.738	37.485	26.047	29.380	25:18.792	8	1:57.322	33.244	32.767	22.311	29.000	29:03.799		
9	2:00.274	34.074	33.728	23.557	28.915	27:19.066	9	1:56.451	33.009	32.622	22.152	28.668	31:00.250		
10	1:59.824	34.014	33.710	23.195	28.905	29:18.890	10	2:09.561	44.873	33.727	22.381	28.580	33:09.811		
11	1:59.881	34.009	33.678	23.134	29.060	31:18.771	11	1:57.466	33.139	32.841	22.818	28.668	35:07.277		
12	1:59.609	33.860	33.602	23.098	29.049	33:18.380	12	1:59.209	34.035	33.766	22.763	28.645	37:06.486		
13	1:59.412	33.769	33.635	23.104	28.904	35:17.792	13	1:58.943	33.705	33.579	22.860	28.799	39:05.429		
14	2:20.538	47.179	40.194	23.940	29.225	37:38.330	14	1:57.533	33.354	33.126	22.311	28.742	41:02.962		
15	1:59.467	34.115	33.341	23.090	28.921	39:37.797									
16	1:59.127	33.860	33.560	22.896	28.811	41:36.924									
4	Hector GARZÓ SPA							9	Keminth KUBO THA						
	CNS MOTORSPORT TECH3								VR46 MASTER CAMP TEAM KALEX						
1	2:34.242	53.359	45.315	25.882	29.686	2:34.242	1	3:48.901	2:22.419	34.726	22.815	28.941	3:48.901		
2	1:57.372	33.533	32.936	22.297	28.606	4:31.614	2	1:56.683	33.285	32.754	22.128	28.516	5:45.584		
3	1:56.245	33.186	32.524	22.121	28.414	6:27.859	3	2:03.966	33.267	32.564	22.783	35.352	7:49.550		
4	1:59.989	35.865	33.044	22.454	28.626	8:27.848	4	1:59.072	35.483	32.782	22.302	28.505	9:48.622		
5	1:55.773	32.754	32.416	22.096	28.507	10:23.621	5	1:57.014	33.241	32.923	22.411	28.439	11:45.636		
6	1:55.992	32.772	32.408	22.347	28.465	12:19.613	6	1:56.340	32.873	32.696	22.215	28.556	13:41.976		
7	2:11.967 B	39.642	33.517	22.377	36.431	14:31.580	7	2:07.313 B	35.180	33.606	23.037	35.490	15:49.289		
8	12:34.051	...	37.783	23.680	30.999	27:05.631	8	17:16.703	...	33.581	22.373	28.261	33:05.992		
9	2:03.364	32.805	32.219	23.581	34.759	29:08.995	9	1:55.985	33.128	32.394	22.189	28.274	35:01.977		
10	1:55.226	32.397	32.411	22.239	28.179	31:04.221	10	1:56.345	33.284	32.669	22.028	28.364	36:58.322		
11	1:54.827	32.492	32.150	21.977	28.208	32:59.048	11	1:56.134	32.788	32.462	22.359	28.525	38:54.456		
12	1:55.315	32.458	32.465	22.022	28.370	34:54.363	12	1:55.889	32.736	32.673	22.076	28.404	40:50.345		
13	1:55.309	32.532	32.319	22.080	28.378	36:49.672									
14	2:11.412	41.366	37.194	23.892	28.960	39:01.084									
15	2:07.657 B	33.023	32.790	22.341	39.503	41:08.741									
5	Luca DE VLEESCHAUWER BEL							10	Tommaso MARCON ITA						
	NYKOS RACING HONDA								TEAM CIATTI - SPEED UP SPEED UP						
1	2:05.455	36.464	34.570	24.254	30.167	2:05.455	1	3:11.805	1:42.086	36.280	23.891	29.548	3:11.805		
2	2:04.839	34.427	33.746	27.190	29.476	4:10.294	2	2:12.697	33.371	32.821	36.791	29.714	5:24.502		
3	2:11.461 B	34.693	35.945	24.478	36.345	6:21.755	3	1:57.509	33.450	32.998	22.219	28.842	7:22.011		
4	5:30.019	4:02.656	34.455	23.051	29.857	11:51.774	4	1:57.433	33.166	32.969	22.546	28.752	9:19.444		
5	2:12.385	34.469	33.774	34.113	30.029	14:04.159	5	1:57.043	33.100	32.628	22.447	28.868	11:16.487		
6	2:00.727	34.198	33.796	23.239	29.494	16:04.886	6	2:12.221 B	36.944	34.983	23.917	36.377	13:28.708		
7	1:59.691	34.010	33.607	22.737	29.337	18:04.577	7	13:35.572	...	42.918	23.972	30.963	27:04.280		
8	1:59.693	33.877	33.411	22.910	29.495	20:04.270	8	2:02.247	34.542	32.677	22.232	32.796	29:06.527		
9	2:13.327 B	38.622	34.574	23.063	30.068	22:17.597	9	1:58.520	34.024	33.401	22.364	28.731	31:05.047		
10	4:48.597	3:14.997	38.953	24.391	30.256	27:06.194	10	2:02.892	37.329	34.289	22.545	28.729	33:07.939		
11	1:59.898	34.071	33.548	22.773	29.506	29:06.092	11	1:58.543	33.882	33.215	22.600	28.846	35:06.482		
12	1:59.354	33.686	33.520	23.141	29.007	31:05.446	12	1:59.496	34.514	33.105	22.717	29.160	37:05.978		
13	2:02.825	34.573	35.876	22.979	29.397	33:08.271	13	2:07.136	33.358	38.563	26.222	28.993	39:13.114		
14	1:59.399	33.977	33.258	22.889	29.275	35:07.670	14	1:56.756	32.988	32.791	22.248	28.729	41:09.870		
15	1:59.422	33.772	33.788	22.855	29.007	37:07.092									
16	2:18.049	34.620	35.819	37.936	29.674	39:25.141									
17	2:01.716	33.898	34.077	23.804	29.937	41:26.857									
11	Matteo FERRARI ITA							11	Matteo FERRARI ITA						
	PROMORACING KALEX								PROMORACING KALEX						
1	2:32.884	58.126	33.870	29.786	31.102	2:32.884	1	2:32.884	58.126	33.870	29.786	31.102	2:32.884		
2	1:57.670	33.461	32.695	22.714	28.800	4:30.554	2	1:57.670	33.461	32.695	22.714	28.800	4:30.554		
3	1:56.280	33.054	32.596	22.264	28.366	6:26.834	3	1:56.280	33.054	32.596	22.264	28.366	6:26.834		
4	1:56.625	33.279	32.615	22.217	28.514	8:23.459	4	1:56.625	33.279	32.615	22.217	28.514	8:23.459		
5	1:56.635	33.063	32.615	22.507	28.450	10:20.094	5	1:56.635	33.063	32.615	22.507	28.450	10:20.094		



MOTO2

FIM CEV REPSOL MOTORLAND ARAGÓN

Qualifying practice 2

Analysis

■ Personal Best ■ Session Best B Crossing the finish line in pit lane

Lap	Time	Sector 1	Sector 2	Sector 3	Sector 4	Elapsed	Lap	Time	Sector 1	Sector 2	Sector 3	Sector 4	Elapsed
6	1:57.202	33.415	32.577	22.582	28.628	12:17.296	5	1:57.223	33.278	32.687	22.338	28.920	10:00.269
7	2:07.025B	33.046	34.163	23.725	36.091	14:24.321	6	2:01.947	33.719	35.573	23.838	28.817	12:02.216
8	9:03.669	7:39.096	33.197	22.421	28.955	23:27.990	7	1:57.718	33.401	32.914	22.536	28.867	13:59.934
9	1:56.441	33.110	32.541	22.249	28.541	25:24.431	8	2:09.002	36.547	36.425	24.169	31.861	16:08.936
10	1:55.859	32.922	32.404	22.071	28.462	27:20.290	9	2:06.391B	33.348	33.067	24.232	35.744	18:15.327
11	2:14.753	34.928	40.674	28.313	30.838	29:35.043	10	14:40.385	...	42.050	30.705	35.500	32:55.712
12	1:56.327	32.896	32.688	22.324	28.419	31:31.370	11	2:01.584	34.304	35.011	23.407	28.862	34:57.296
13	1:56.015	33.068	32.593	22.005	28.349	33:27.385	12	1:57.721	33.274	32.978	22.663	28.806	36:55.017
14	1:56.148	32.862	32.626	22.186	28.474	35:23.533	13	2:06.304	35.243	35.479	26.835	28.747	39:01.321
15	1:56.201	33.089	32.477	22.259	28.376	37:19.734	14	2:03.172	38.087	33.622	22.853	28.610	41:04.493
16	1:56.304	33.136	32.526	22.183	28.459	39:16.038							
17	2:21.257B	33.187	43.409	28.231	36.430	41:37.295							

12 Peetu PAAVILAINEN FIN						
REDDING - PINAMOTO RS YAMAHA						
1	2:06.797	35.948	34.891	24.724	31.234	2:06.797
2	2:03.279	35.805	34.027	23.831	29.616	4:10.076
3	2:01.369	34.728	33.984	23.132	29.525	6:11.445
4	2:01.795	34.576	34.137	23.400	29.682	8:13.240
5	2:00.783	34.452	33.861	23.123	29.347	10:14.023
6	2:06.281	39.391	34.132	23.474	29.284	12:20.304
7	2:01.282	34.395	33.881	23.288	29.718	14:21.586
8	2:08.662B	34.661	34.148	23.551	36.302	16:30.248
9	10:12.439	8:44.947	34.427	23.524	29.541	26:42.687
10	2:01.127	34.183	33.880	23.311	29.753	28:43.814
11	2:06.876	39.268	34.540	23.580	29.488	30:50.690
12	2:08.750	34.311	36.029	28.854	29.556	32:59.440
13	2:00.845	34.450	33.936	23.177	29.282	35:00.285
14	2:00.274	33.996	33.642	23.337	29.299	37:00.559
15	2:03.376	34.564	35.569	23.818	29.425	39:03.935
16	2:00.153	34.277	33.671	23.060	29.145	41:04.088

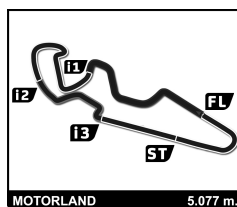
18 Niki TUULI FIN						
TEAM STYLOBIKE KALEX						
1	3:22.289	1:56.356	34.306	22.851	28.776	3:22.289
2	1:56.897	33.414	32.750	22.201	28.532	5:19.186
3	1:56.315	32.956	32.605	22.098	28.656	7:15.501
4	1:56.167	32.822	32.687	22.066	28.592	9:11.668
5	1:56.035	32.868	32.483	22.117	28.567	11:07.703
6	1:55.920	32.802	32.470	21.925	28.723	13:03.623
7	1:56.179	32.771	32.477	22.089	28.842	14:59.802
8	2:06.683B	32.828	32.644	22.986	38.225	17:06.485
9	10:41.110	9:15.612	34.202	22.751	28.545	27:47.595
10	2:02.342	36.083	35.550	22.189	28.520	29:49.937
11	1:55.265	32.672	32.394	21.814	28.385	31:45.202
12	1:55.587	32.722	32.478	21.917	28.470	33:40.789
13	2:12.429	41.297	39.041	23.470	28.621	35:53.218
14	1:59.105	33.008	33.306	24.151	28.640	37:52.323
15	1:55.918	32.648	32.740	21.823	28.707	39:48.241
16	2:03.987B	32.787	32.702	21.970	36.528	41:52.228

21 Matthias MEGGLE GER						
DYNAVOLT INTACT SIC JUNIOR TE. KALEX						
1	2:06.987	35.041	35.538	26.553	29.855	2:06.987
2	2:00.391	35.042	33.323	22.902	29.124	4:07.378
3	1:58.124	33.853	32.986	22.708	28.577	6:05.502
4	1:57.544	33.420	32.840	22.518	28.766	8:03.046

23 Cédric TANGRE FRA						
YOHANN MOTO SPORT MISTRAL						
1	2:08.074	37.686	35.649	24.536	30.203	2:08.074
2	2:02.109	34.837	33.985	23.357	29.930	4:10.183
3	1:59.120	33.652	33.400	22.629	29.439	6:09.303
4	2:12.346	36.975	41.033	25.019	29.319	8:21.649
5	1:59.288	33.694	33.248	23.179	29.167	10:20.937
6	1:58.477	33.533	33.166	22.604	29.174	12:19.414
7	2:12.534B	33.612	33.209	24.667	41.046	14:31.948
8	14:19.284	...	35.180	25.709	29.873	28:51.232
9	2:10.566	34.201	40.862	26.228	29.275	31:01.798
10	1:58.739	33.750	33.339	22.511	29.139	33:00.537
11	1:58.479	33.497	33.272	22.402	29.308	34:59.016
12	2:07.325	41.182	33.684	22.584	29.875	37:06.341
13	2:10.741	45.229	33.720	22.727	29.065	39:17.082
14	1:58.319	33.529	33.126	22.416	29.248	41:15.401

25 Marcel BRENNER SWI						
KIEFER RACING KTM						
1	2:36.834	1:08.949	34.256	24.563	29.066	2:36.834
2	1:57.551	33.546	32.827	22.491	28.687	4:34.385
3	1:57.255	33.287	32.841	22.501	28.626	6:31.640
4	2:06.902B	34.210	35.701	22.957	34.034	8:38.542
5	6:27.622	5:00.885	33.426	23.717	29.594	15:06.164
6	2:00.043	33.903	33.400	22.977	29.763	17:06.207
7	1:57.433	33.393	32.812	22.485	28.743	19:03.640
8	1:57.828	33.410	32.815	22.712	28.891	21:01.468
9	2:03.621	36.144	35.640	22.894	28.943	23:05.089
10	2:05.945	34.534	33.597	23.013	34.801	25:11.034
11	1:57.431	33.222	33.047	22.633	28.529	27:08.465
12	2:08.437	39.762	33.662	23.501	31.512	29:16.902
13	2:05.436B	33.576	34.601	22.981	34.278	31:22.338
14	6:15.215	4:48.728	33.455	23.335	29.697	37:37.553
15	1:58.065	33.847	33.109	22.643	28.466	39:35.618
16	2:02.548	37.462	33.702	22.779	28.605	41:38.166

27 Daniel KASMAYUDIN MAL						
DYNAVOLT INTACT SIC JUNIOR TE. KALEX						
1	2:34.368	52.650	46.299	25.951	29.468	2:34.368
2	1:57.386	33.629	32.908	22.504	28.345	4:31.754
3	1:57.093	33.368	32.899	22.512	28.314	6:28.847
4	1:55.950	32.810	32.789	22.166	28.185	8:24.797
5	2:11.046	45.036	35.217	22.445	28.348	10:35.843
6	1:56.141	32.728	32.630	22.515	28.268	12:31.984
7	2:16.014B	40.598	33.564	22.723	39.129	14:47.998
8	12:18.292	...	37.167	23.895	31.333	27:06.290



MOTO2

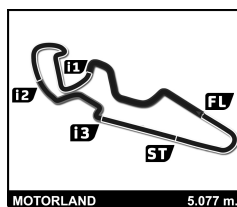
FIM CEV REPSOL MOTORLAND ARAGÓN

Qualifying practice 2

Analysis

■ Personal Best ■ Session Best ■ Crossing the finish line in pit lane

Lap	Time	Sector 1	Sector 2	Sector 3	Sector 4	Elapsed	Lap	Time	Sector 1	Sector 2	Sector 3	Sector 4	Elapsed
9	1:56.601	32.826	32.882	22.506	28.387	29:02.891	12	2:00.812	34.029	33.872	23.209	29.702	37:32.305
10	1:56.108	32.879	32.699	22.040	28.490	30:58.999	13	1:59.150	33.743	33.307	22.839	29.261	39:31.455
11	1:56.086	33.102	32.649	22.085	28.250	32:55.085	14	2:09.117 B	33.821	33.307	23.093	38.896	41:40.572
12	2:15.399	49.734	34.715	22.623	28.327	35:10.484	45 Leon ORGIS GER						
13	1:56.084	32.892	32.706	22.224	28.262	37:06.568	REDDING - PINAMOTO RS YAMAHA						
14	1:57.396	32.928	33.425	22.509	28.534	39:03.964	1	2:19.772	47.772	35.748	25.949	30.303	2:19.772
15	1:55.983	32.763	32.671	22.103	28.446	40:59.947	2	2:02.738	35.118	34.480	23.398	29.742	4:22.510
32 Ramdan ROSLI MAL							3	2:03.483	35.244	35.102	23.495	29.642	6:25.993
ONEXO TKKR SAG TEAM KALEX							4	2:14.990 B	34.613	35.414	23.532	41.431	8:40.983
1	2:28.139	45.579	38.482	29.187	34.891	2:28.139	5	7:58.611	6:29.942	35.160	23.725	29.784	16:39.594
2	2:07.432	37.950	35.359	25.316	28.807	4:35.571	6	2:07.535	34.847	34.313	24.199	34.176	18:47.129
3	1:56.649	33.180	32.579	22.511	28.379	6:32.220	7	2:08.741	39.231	35.355	24.153	30.002	20:55.870
4	1:59.448	34.050	33.242	23.341	28.815	8:31.668	8	2:02.783	34.715	34.640	23.560	29.868	22:58.653
5	1:57.046	33.524	32.715	22.410	28.397	10:28.714	9	2:15.543 B	41.670	34.905	23.663	35.305	25:14.196
6	2:05.433	41.028	33.067	22.626	28.712	12:34.147	10	6:23.532	4:55.094	34.983	23.605	29.850	31:37.728
7	2:19.484 B	36.484	37.612	25.339	40.049	14:53.631	11	2:01.929	34.457	34.382	23.486	29.604	33:39.657
8	12:27.761	...	37.510	26.020	28.690	27:21.392	12	2:02.070	34.467	34.333	23.618	29.652	35:41.727
9	1:57.205	33.266	32.667	22.796	28.476	29:18.597	13	2:08.220	35.021	35.131	24.680	33.388	37:49.947
10	2:13.312	45.935	35.186	23.840	28.351	31:31.909	14	2:02.622	34.485	34.701	23.782	29.654	39:52.569
11	1:56.838	33.117	32.857	22.415	28.449	33:28.747	15	2:01.436	34.207	34.305	23.598	29.326	41:54.005
12	1:57.224	33.213	32.754	22.412	28.845	35:25.971	48 Joan DÍAZ SPA						
13	2:27.868	47.694	42.239	28.338	29.597	37:53.839	DCR RACING TEAM YAMAHA						
14	2:15.925	36.757	37.740	27.115	34.313	40:09.764	1	2:37.380	1:09.484	35.006	23.650	29.240	2:37.380
33 Dani VALLE SPA							2	1:58.674	33.850	33.278	22.652	28.894	4:36.054
EASYPACE TEAM KALEX							3	1:58.153	33.435	33.116	22.657	28.945	6:34.207
1	2:07.211	37.053	35.957	24.636	29.565	2:07.211	4	1:58.219	33.452	33.280	22.622	28.865	8:32.426
2	1:59.813	35.239	33.249	22.754	28.571	4:07.024	5	2:14.022 B	36.655	36.847	23.815	36.705	10:46.448
3	1:57.249	33.363	32.883	22.465	28.538	6:04.273	6	3:52.757	2:26.651	33.935	22.868	29.303	14:39.205
4	1:57.724	33.196	32.774	22.438	29.316	8:01.997	7	2:03.818	33.525	34.053	27.087	29.153	16:43.023
5	1:57.375	33.375	32.959	22.369	28.672	9:59.372	8	2:05.407	33.499	33.150	23.310	35.448	18:48.430
6	2:04.068	38.361	34.125	22.533	29.049	12:03.440	9	2:21.261	47.610	39.745	24.328	29.578	21:09.691
7	1:57.405	33.436	32.978	22.422	28.569	14:00.845	10	1:59.043	33.783	33.388	22.798	29.074	23:08.734
8	2:13.378 B	35.383	36.473	25.223	36.299	16:14.223	11	1:58.515	33.404	33.278	22.709	29.124	25:07.249
9	10:25.419	8:44.611	41.507	26.971	32.330	26:39.642	12	2:15.246	41.884	35.492	28.721	29.149	27:22.495
10	1:57.318	33.489	32.877	22.320	28.632	28:36.960	13	2:07.682 B	33.522	33.249	24.364	36.547	29:30.177
11	1:58.247	34.576	32.703	22.448	28.520	30:35.207	14	6:54.137	5:22.126	38.274	24.245	29.492	36:24.314
12	1:56.596	33.201	32.699	22.266	28.430	32:31.803	15	1:59.686	33.870	33.770	22.784	29.262	38:24.000
13	1:57.145	33.208	32.856	22.454	28.627	34:28.948	16	1:59.024	33.636	33.617	22.759	29.012	40:23.024
14	1:57.878	34.028	32.816	22.484	28.550	36:26.826	50 Anupab SARMOON THA						
15	1:57.739	33.751	32.915	22.483	28.590	38:24.565	VR46 MASTER CAMP TEAM KALEX						
16	1:57.605	33.361	33.125	22.463	28.656	40:22.170	1	3:54.769	2:27.345	34.226	23.316	29.882	3:54.769
44 Kevin ORGIS GER							2	1:57.878	33.315	33.187	22.425	28.951	5:52.647
REDDING - PINAMOTO RS YAMAHA							3	1:57.708	33.406	32.975	22.487	28.840	7:50.355
1	2:16.442	46.737	35.155	24.575	29.975	2:16.442	4	1:58.017	33.381	33.041	22.667	28.928	9:48.372
2	2:02.160	35.215	34.343	23.130	29.472	4:18.602	5	1:57.955	33.250	33.058	22.839	28.808	11:46.327
3	2:00.867	34.756	33.779	22.815	29.517	6:19.469	6	1:56.525	32.852	32.715	22.205	28.753	13:42.852
4	2:08.286 B	34.598	34.294	23.616	35.778	8:27.755	7	2:00.795	34.654	33.871	22.977	29.293	15:43.647
5	7:34.410	6:06.973	34.420	23.326	29.691	16:02.165	8	2:09.241 B	33.955	34.058	23.507	37.721	17:52.888
6	2:01.613	34.448	34.169	23.387	29.609	18:03.778	9	10:39.303	9:11.385	34.601	23.464	29.853	28:32.191
7	2:00.415	34.095	33.782	22.870	29.668	20:04.193	10	2:05.981	33.950	36.548	22.605	32.878	30:38.172
8	2:12.504 B	34.824	35.200	24.084	38.396	22:16.697	11	2:12.604 B	36.662	34.361	24.101	37.480	32:50.776
9	9:14.224	7:46.487	35.177	23.204	29.356	31:30.921	12	2:17.674	53.569	33.178	22.362	28.565	35:08.450
10	1:59.251	33.834	33.433	22.808	29.176	33:30.172	13	1:57.094	33.121	32.876	22.632	28.465	37:05.544
11	2:01.321	34.035	33.808	23.072	30.406	35:31.493	14	1:58.616	33.546	33.195	22.832	29.043	39:04.160



MOTO2

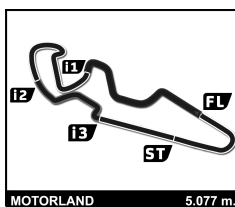
FIM CEV REPSOL MOTORLAND ARAGÓN

Qualifying practice 2

Analysis

■ Personal Best ■ Session Best B Crossing the finish line in pit lane

Lap	Time	Sector 1	Sector 2	Sector 3	Sector 4	Elapsed	Lap	Time	Sector 1	Sector 2	Sector 3	Sector 4	Elapsed
15	1:56.755	33.402	32.664	22.279	28.410	41:00.915	1	2:27.771	46.380	34.892	26.202	40.297	2:27.771
51	Matteo CIPRIETTI					ITA	2	1:58.090	33.698	33.456	22.385	28.551	4:25.861
	TEAM STYLOBIKE					KALEX	3	1:57.199	33.032	33.262	22.390	28.515	6:23.060
1	2:24.451	44.437	36.870	26.834	36.310	2:24.451	4	1:57.057	32.994	32.595	22.873	28.595	8:20.117
2	1:59.517	34.313	33.524	22.588	29.092	4:23.968	5	1:57.026	32.942	32.816	22.475	28.793	10:17.143
3	2:03.408	38.102	33.512	22.451	29.343	6:27.376	6	1:56.521	32.947	32.754	22.222	28.598	12:13.664
4	1:57.969	33.445	33.035	22.430	29.059	8:25.345	7	1:56.541	32.911	32.717	22.264	28.649	14:10.205
5	2:41.879B	1:09.186	33.972	22.943	35.778	11:07.224	8	2:05.166B	33.612	33.164	22.835	35.555	16:15.371
6	15:59.702	...	43.672	24.829	31.228	27:06.926	9	10:57.378	9:21.606	41.575	24.030	30.167	27:12.749
7	1:58.638	33.636	33.399	22.878	28.725	29:05.564	10	2:03.542	32.885	33.342	27.628	29.687	29:16.291
8	1:56.638	33.277	32.626	22.151	28.584	31:02.202	11	1:54.675	32.531	32.092	21.905	28.147	31:10.966
9	1:57.230	33.163	32.967	22.220	28.880	32:59.432	12	2:05.748	32.676	36.181	25.231	31.660	33:16.714
10	1:56.412	32.963	32.668	22.156	28.625	34:55.844	13	2:04.821	32.642	32.441	23.699	36.039	35:21.535
11	1:56.221	32.909	32.463	22.057	28.792	36:52.065	14	1:58.645	35.453	32.502	22.227	28.463	37:20.180
12	2:15.889	47.185	37.072	22.839	28.793	39:07.954	15	1:58.846	32.788	34.904	22.668	28.486	39:19.026
13	1:56.683	32.983	32.715	22.419	28.566	41:04.637	16	1:56.295	32.949	32.799	22.002	28.545	41:15.321
55	Yari MONTELLA					ITA	66	Philippe LE GALLO					FRA
	TEAM CIATTI - SPEED UP					SPEED UP		YAMAHA LAGLISSE					YAMAHA
1	3:11.516	1:44.667	35.089	22.886	28.874	3:11.516	1	2:59.315	1:16.116	43.846	27.510	31.843	2:59.315
2	1:56.703	33.012	33.019	22.231	28.441	5:08.219	2	2:41.679B	43.082	44.915	25.494	48.188	5:40.994
3	1:55.854	32.729	32.546	22.158	28.421	7:04.073	70	Takeshi ISHIZUKA					JPN
4	2:09.108	40.920	36.739	22.803	28.646	9:13.181		EASYRACE TEAM					KALEX
5	1:55.890	32.725	32.587	22.253	28.325	11:09.071	1	2:08.262	38.700	35.380	24.532	29.650	2:08.262
6	1:55.703	32.681	32.578	22.046	28.398	13:04.774	2	2:01.466	35.210	33.688	23.555	29.013	4:09.728
7	2:07.679B	32.736	33.097	26.312	35.534	15:12.453	3	1:59.389	34.041	33.695	22.786	28.867	6:09.117
8	12:26.882	...	33.613	22.411	28.523	27:39.335	4	2:01.919	34.032	33.224	25.471	29.192	8:11.036
9	1:55.145	32.453	32.493	21.998	28.201	29:34.480	5	1:58.629	33.823	33.141	22.752	28.913	10:09.665
10	1:55.009	32.350	32.320	22.055	28.284	31:29.489	6	1:59.384	34.014	33.133	23.184	29.053	12:09.049
11	1:55.025	32.369	32.419	22.036	28.201	33:24.514	7	1:58.991	33.891	33.039	23.036	29.025	14:08.040
12	2:07.001	42.542	32.890	22.161	29.408	35:31.515	8	2:08.543B	34.134	33.543	23.713	37.153	16:16.583
13	2:05.181	35.087	36.914	24.798	28.382	37:36.696	74	Piotr BIESIEKIRSKI					POL
14	1:55.337	32.584	32.436	22.093	28.224	39:32.033		EUVIC STYLOBIKE GOOD RACING					KALEX
15	2:03.701	34.098	35.328	24.105	30.170	41:35.734	1	2:25.748	54.196	35.653	25.497	30.402	2:25.748
57	Edgar PONS					SPA	2	2:01.056	33.631	33.096	25.635	28.694	4:26.804
	BAIKO RACING TEAM					KALEX	3	1:58.498	33.469	32.945	23.357	28.727	6:25.302
1	4:00.060	2:25.861	35.485	23.343	35.371	4:00.060	4	1:57.213	33.145	32.853	22.359	28.856	8:22.515
2	1:58.308	33.739	32.991	22.578	29.000	5:58.368	5	1:57.489	33.121	33.033	22.622	28.713	10:20.004
3	2:10.748	33.346	32.634	27.425	37.343	8:09.116	6	1:57.651	33.667	32.951	22.375	28.658	12:17.655
4	1:56.040	33.192	32.384	22.160	28.304	10:05.156	7	2:17.158B	33.297	33.096	23.050	47.715	14:34.813
5	1:56.116	33.082	32.438	22.093	28.503	12:01.272	8	12:36.133	...	41.985	24.405	35.352	27:10.946
6	1:55.756	32.868	32.336	22.078	28.474	13:57.028	9	1:59.943	35.834	33.022	22.443	28.644	29:10.889
7	1:55.432	32.686	32.274	22.012	28.460	15:52.460	10	1:56.340	32.807	32.789	22.259	28.485	31:07.229
8	2:14.782B	38.157	36.445	24.484	35.696	18:07.242	11	1:57.278	33.294	33.197	22.220	28.567	33:04.507
9	9:05.434	7:31.570	42.480	22.831	28.553	27:12.676	12	1:56.696	32.915	32.798	22.308	28.675	35:01.203
10	2:03.485	32.795	39.923	22.378	28.389	29:16.161	13	2:08.719	45.003	32.766	22.244	28.706	37:09.922
11	1:54.334	32.410	31.948	21.839	28.137	31:10.495	14	1:56.686	32.942	32.837	22.309	28.598	39:06.608
12	2:06.114	34.823	39.729	23.050	28.512	33:16.609	15	2:34.607	38.046	47.713	28.933	39.915	41:41.215
13	2:06.376	32.462	34.915	23.957	35.042	35:22.985	77	Miquel PONS					SPA
14	1:55.111	32.631	32.196	21.845	28.439	37:18.096		H43 TEAM NOBBY TALASUR-BLUM					KALEX
15	1:54.489	32.542	31.972	21.891	28.084	39:12.585	1	2:06.773	36.365	35.634	24.715	30.059	2:06.773
16	2:21.014B	46.191	36.194	23.891	34.738	41:33.599	2	2:00.384	34.715	33.590	22.899	29.180	4:07.157
61	Alessandro ZACCONE					ITA	3	1:57.821	33.441	32.884	22.630	28.866	6:04.978
	PROMORACING					KALEX	4	1:57.197	33.057	32.506	22.354	29.280	8:02.175



MOTO2

FIM CEV REPSOL MOTORLAND ARAGÓN

Qualifying practice 2

Analysis

■ Personal Best ■ Session Best B Crossing the finish line in pit lane

Lap	Time	Sector 1	Sector 2	Sector 3	Sector 4	Elapsed	Lap	Time	Sector 1	Sector 2	Sector 3	Sector 4	Elapsed	
5	2:04.405	B	33.340	33.045	22.427	35.593	10:06.580	8	12:00.149	...	40.280	27.254	32.050	26:39.834
6	5:09.615		3:44.557	33.427	22.722	28.909	15:16.195	9	1:58.048	33.732	33.114	22.630	28.572	28:37.882
7	1:57.060		33.173	32.815	22.286	28.786	17:13.255	10	1:58.088	33.939	33.095	22.507	28.547	30:35.970
8	1:57.352		33.124	32.903	22.321	29.004	19:10.607	11	1:57.323	33.386	33.028	22.399	28.510	32:33.293
9	2:05.121	B	33.101	33.088	23.095	35.837	21:15.728	12	1:57.744	33.307	33.121	22.517	28.799	34:31.037
10	10:50.779	B	9:19.987	33.380	22.647	34.765	32:06.507	13	1:58.073	33.482	33.113	22.661	28.817	36:29.110
11	5:11.502		3:46.690	33.202	22.655	28.955	37:18.009	14	2:39.922	38.383	50.096	42.470	28.973	39:09.032
12	1:56.834		33.271	32.658	22.326	28.579	39:14.843	15	2:19.886	44.920	39.169	26.271	29.526	41:28.918
13	1:56.196		32.952	32.679	22.137	28.428	41:11.039							

87 Nazirul BIN MUHAMMAD MAL
ONEXO TKKR SAG RACING TEAM KALEX

1	2:28.695	54.033	35.576	25.517	33.569	2:28.695	
2	2:01.860	34.815	33.946	23.767	29.332	4:30.555	
3	2:00.990	34.366	34.184	23.367	29.073	6:31.545	
4	2:00.054	34.114	33.706	23.281	28.953	8:31.599	
5	2:00.241	34.229	33.783	23.023	29.206	10:31.840	
6	2:00.904	34.518	33.953	23.247	29.186	12:32.744	
7	2:00.316	34.487	33.700	22.991	29.138	14:33.060	
8	2:38.226	42.322	42.892	30.903	42.109	17:11.286	
9	2:15.769	B	39.645	34.790	23.578	37.756	19:27.055
10	11:22.767	9:55.969	34.348	23.424	29.026	30:49.822	
11	2:00.320	34.121	34.028	23.086	29.085	32:50.142	
12	2:00.867	34.668	33.893	23.156	29.150	34:51.009	
13	2:00.735	34.215	34.009	23.499	29.012	36:51.744	
14	2:03.679	34.449	34.081	24.021	31.128	38:55.423	
15	2:26.103	47.456	46.057	23.496	29.094	41:21.526	

88 Alessandro ZETTI ITA
FAU55 EL SEÑOR DE LAS BOLSAS YAMAHA

1	2:21.928	48.509	37.569	25.347	30.503	2:21.928	
2	2:01.689	35.038	34.059	23.010	29.582	4:23.617	
3	2:02.105	34.314	34.737	23.304	29.750	6:25.722	
4	1:59.857	33.952	33.617	22.795	29.493	8:25.579	
5	2:00.651	34.069	34.234	22.817	29.531	10:26.230	
6	2:00.242	34.167	33.777	22.823	29.475	12:26.472	
7	1:59.983	33.957	33.680	22.853	29.493	14:26.455	
8	2:00.152	33.969	33.651	22.891	29.641	16:26.607	
9	1:59.910	33.916	33.649	22.929	29.416	18:26.517	
10	2:15.124	B	39.087	35.074	24.154	36.809	20:41.641
11	7:49.496	6:20.093	35.928	23.751	29.724	28:31.137	
12	2:00.340	33.948	34.165	22.808	29.419	30:31.477	
13	1:59.043	33.686	33.449	22.571	29.337	32:30.520	
14	2:02.677	33.737	36.863	22.722	29.355	34:33.197	
15	1:58.922	33.604	33.387	22.565	29.366	36:32.119	
16	1:59.165	33.758	33.368	22.740	29.299	38:31.284	
17	1:58.792	33.660	33.265	22.547	29.320	40:30.076	

95 Julian MAYER AUT
EASYRACE TEAM KALEX

1	2:07.847	37.278	35.855	25.081	29.633	2:07.847	
2	2:00.629	34.861	33.976	22.916	28.876	4:08.476	
3	1:58.914	33.757	33.397	22.936	28.824	6:07.390	
4	1:58.672	33.676	33.294	22.704	28.998	8:06.062	
5	1:58.807	33.861	33.286	22.693	28.967	10:04.869	
6	2:06.105	40.520	33.578	22.950	29.057	12:10.974	
7	2:28.711	B	45.889	39.271	24.862	38.689	14:39.685