

MOTO3

FIM CEV REPSOL MOTORLAND ARAGÓN

Qualifying practice 1

Classification

Nr.	Rider	Nat	Team	Bike	Tyres	Time	Lap Total	Gap	Kph	
1	52	Jeremy ALCOBA	SPA	LAGLISSE ACADEMY	HUSQVARNA	DUNLOP	1:58.674	13 14	- -	154.0
2	33	Yuki KUNII	JPN	ASIA TALENT TEAM	HONDA	DUNLOP	1:58.929	14 15	+0.255 +0.255	153.7
3	53	Deniz ÖNCÜ	TUR	RED BULL KTM AJO	KTM	DUNLOP	1:59.033	12 14	+0.359 +0.104	153.5
4	24	Xavier ARTIGAS	SPA	LEOPARD IMPALA JUNIOR TEAM	HONDA	DUNLOP	1:59.131	10 15	+0.457 +0.098	153.4
5	23	Davide PIZZOLI	ITA	LEOPARD IMPALA JUNIOR TEAM	HONDA	DUNLOP	1:59.145	10 15	+0.471 +0.014	153.4
6	20	José Julián GARCÍA	SPA	FAU55 EL SEÑOR DE LAS BOLSAS	KTM	DUNLOP	1:59.426	13 15	+0.752 +0.281	153.0
7	38	David SALVADOR	SPA	CUNA DE CAMPEONES	MIR	DUNLOP	1:59.427	13 15	+0.753 +0.001	153.0
8	7	Barry BALTUS	BEL	SAMA QATAR ÁNGEL NIETO TEAM	KTM	DUNLOP	1:59.490	12 14	+0.816 +0.063	153.0
9	99	Carlos TATAY	SPA	FUNDACIÓN ANDREAS PÉREZ 77	KTM	DUNLOP	1:59.520	9 15	+0.846 +0.030	152.9
10	67	Gerard RIU	SPA	BAIKO RACING TEAM	KTM	DUNLOP	1:59.604	9 14	+0.930 +0.084	152.8
11	73	Maximilian KOFLER	AUT	SAMA QATAR ÁNGEL NIETO TEAM	KTM	DUNLOP	1:59.838	12 14	+1.164 +0.234	152.5
12	6	Ryusei YAMANAKA	JPN	JUNIOR TEAM ESTRELLA GALICIA 0,0	HONDA	DUNLOP	1:59.852	11 17	+1.178 +0.014	152.5
13	81	Aleix VIU	SPA	SAMA QATAR ÁNGEL NIETO TEAM	KTM	DUNLOP	1:59.943	11 13	+1.269 +0.091	152.4
14	65	Hikaru ARITA	JPN	SIC58 SQUADRA CORSE	HONDA	DUNLOP	1:59.982	14 15	+1.308 +0.039	152.3
15	34	Mario SURYO AJI	INA	ASTRA HONDA RACING TEAM	HONDA	DUNLOP	2:00.103	14 15	+1.429 +0.121	152.2
16	50	Jason DUPASQUIER	SWI	H43-CARXPART-BLUMAQ-KTM	KTM	DUNLOP	2:00.104	15 16	+1.430 +0.001	152.2
17	3	Kevin ZANNONI	ITA	RGR TM RACING FACTORY TEAM TM	KTM	DUNLOP	2:00.147	9 14	+1.473 +0.043	152.1
18	83	Meikon Yuji KAWAKAMI	BRA	FUNDACIÓN ANDREAS PÉREZ 77	KTM	DUNLOP	2:00.275	11 15	+1.601 +0.128	152.0
19	31	Bill VAN EERDE	AUS	ASIA TALENT TEAM	HONDA	DUNLOP	2:00.444	15 16	+1.770 +0.169	151.7
20	32	Haruki NOGUCHI	JPN	ASIA TALENT TEAM	HONDA	DUNLOP	2:00.445	15 16	+1.771 +0.001	151.7
21	58	Iñigo IGLESIAS	SPA	BAIKO RACING TEAM	KTM	DUNLOP	2:00.498	10 16	+1.824 +0.053	151.7
22	30	Max COOK	GBR	BRITISH TALENT TEAM	HONDA	DUNLOP	2:00.558	14 16	+1.884 +0.060	151.6
23	76	Julián GIRAL	SPA	JUNIOR TEAM ESTRELLA GALICIA 0,0	HONDA	DUNLOP	2:00.569	11 16	+1.895 +0.011	151.6
24	25	Adrián FERNÁNDEZ	SPA	LAGLISSE ACADEMY	HUSQVARNA	DUNLOP	2:00.612	12 14	+1.938 +0.043	151.5
25	96	Daniel HOLSADO	SPA	JUNIOR TEAM ESTRELLA GALICIA 0,0	HONDA	DUNLOP	2:00.828	9 14	+2.154 +0.216	151.3
26	22	Aarón POLANCO	SPA	CUNA DE CAMPEONES	KTM	DUNLOP	2:00.861	12 14	+2.187 +0.033	151.2
27	19	Víctor RODRÍGUEZ	SPA	FUNDACIÓN ANDREAS PÉREZ 77	KTM	DUNLOP	2:00.903	4 10	+2.229 +0.042	151.2
28	10	Nicola Fabio CARRARO	ITA	RGR TM RACING FACTORY TEAM TM	KTM	DUNLOP	2:01.328	4 13	+2.654 +0.425	150.6
29	54	Ondrej VOSTATEK	CZE	IGAX TEAM	KTM	DUNLOP	2:01.459	16 16	+2.785 +0.131	150.5
30	28	Matteo BERTELLE	ITA	SIC 58 SQUADRA CORSE	HONDA	DUNLOP	2:01.480	13 14	+2.806 +0.021	150.5
31	88	Matteo PATACCA	ITA	SIC58 SQUADRACORSE	HONDA	DUNLOP	2:01.631	15 16	+2.957 +0.151	150.3
32	26	Luis Miguel VERDUGO	SPA	LAGLISSE ACADEMY	HUSQVARNA	DUNLOP	2:02.291	10 11	+3.617 +0.660	149.5
33	27	Álex DÍEZ	SPA	LEOPARD IMPALA JUNIOR TEAM	HONDA	DUNLOP	2:02.425	15 16	+3.751 +0.134	149.3
34	18	Ryan VAN DE LAGEMAAT	NED	LAGEMAAT RACING	KTM	DUNLOP	2:02.428	12 14	+3.754 +0.003	149.3
35	13	Filip REHACEK	CZE	IGAX TEAM	KTM	DUNLOP	2:02.575	16 16	+3.901 +0.147	149.1
36	43	Simon JESPERSEN	DEN	TEAM JESPERSEN	KTM	DUNLOP	2:02.664	9 13	+3.990 +0.089	149.0
37	78	Idil MAHADI	MAL	SIC JUNIOR TEAM	HONDA	DUNLOP	2:02.768	5 9	+4.094 +0.104	148.9
38	16	Jamie DAVIS	GBR	FAU55 EL SEÑOR DE LAS BOLSAS	KTM	DUNLOP	2:02.777	7 17	+4.103 +0.009	148.9
39	36	Izam IKMAL	MAL	SIC JUNIOR TEAM	HONDA	DUNLOP	2:02.883	2 3	+4.209 +0.106	148.7
40	12	Gian Paolo DI VITTORI	ITA	GAZZOLA RACING	KTM	DUNLOP	2:06.098	10 11	+7.424 +3.215	144.9

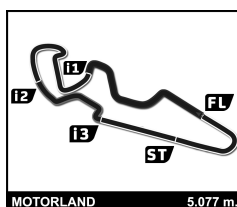
Fastest Lap | Lap 13 | Jeremy ALCOBA | 1:58.674 | 154.0 Kph

Qualifying Time: 2:10.541

Published at:

Track Status: **DRY**

Race Director:	Timekeeper:
----------------	-------------



MOTO3

FIM CEV REPSOL MOTORLAND ARAGÓN

Qualifying practice 1

Best Sector Times

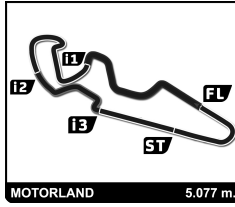
SECTOR 1			SECTOR 2		SECTOR 3		SECTOR 4		Pos	Ideal Lap	Best Lap	
Pos	Rider	Time	Rider	Time	Rider	Time	Rider	Time				
1	52 J.ALCOBA	33.232	52 J.ALCOBA	33.094	24 X.ARTIGAS	21.998	53 D.ÖNCÜ	30.052	1	52	1:58.473	1:58.674 (1)
2	99 C.TATAY	33.311	33 Y.KUNII	33.162	52 J.ALCOBA	22.067	52 J.ALCOBA	30.080	2	33	1:58.745	1:58.929 (2)
3	33 Y.KUNII	33.326	53 D.ÖNCÜ	33.182	23 D.PIZZOLI	22.082	33 Y.KUNII	30.093	3	53	1:58.822	1:59.033 (3)
4	7 B.BALTUS	33.378	20 J.GARCÍA	33.240	99 C.TATAY	22.154	38 D.SALVADOR	30.110	4	24	1:58.860	1:59.131 (4)
5	53 D.ÖNCÜ	33.404	6 R.YAMANAKA	33.247	33 Y.KUNII	22.164	24 X.ARTIGAS	30.110	5	23	1:59.020	1:59.145 (5)
6	23 D.PIZZOLI	33.415	23 D.PIZZOLI	33.263	20 J.GARCÍA	22.172	67 G.RIU	30.167	6	38	1:59.159	1:59.427 (7)
7	67 G.RIU	33.416	38 D.SALVADOR	33.267	53 D.ÖNCÜ	22.184	34 M.SURYO AJI	30.170	7	20	1:59.204	1:59.426 (6)
8	24 X.ARTIGAS	33.438	73 M.KOFLER	33.304	83 M.KAWAKAMI	22.191	20 J.GARCÍA	30.177	8	67	1:59.206	1:59.604 (10)
9	81 A.VIU	33.517	24 X.ARTIGAS	33.314	38 D.SALVADOR	22.199	50 J.DUPASQUIER	30.180	9	7	1:59.234	1:59.490 (8)
10	38 D.SALVADOR	33.583	7 B.BALTUS	33.328	7 B.BALTUS	22.251	65 H.ARITA	30.205	10	99	1:59.280	1:59.520 (9)
11	34 M.SURYO AJI	33.609	67 G.RIU	33.349	81 A.VIU	22.256	23 D.PIZZOLI	30.260	11	6	1:59.454	1:59.852 (12)
12	20 J.GARCÍA	33.615	99 C.TATAY	33.376	22 A.POLANCO	22.269	7 B.BALTUS	30.277	12	73	1:59.623	1:59.838 (11)
13	6 R.YAMANAKA	33.628	81 A.VIU	33.378	67 G.RIU	22.274	6 R.YAMANAKA	30.289	13	34	1:59.732	2:00.103 (15)
14	65 H.ARITA	33.671	76 J.GIRAL	33.425	73 M.KOFLER	22.288	31 B.VAN EERDE	30.303	14	81	1:59.812	1:59.943 (13)
15	3 K.ZANNONI	33.675	50 J.DUPASQUIER	33.464	6 R.YAMANAKA	22.290	25 A.FERNÁNDEZ	30.305	15	50	1:59.922	2:00.104 (16)
16	83 M.KAWAKAMI	33.681	83 M.KAWAKAMI	33.476	3 K.ZANNONI	22.316	73 M.KOFLER	30.319	16	83	1:59.947	2:00.275 (18)
17	73 M.KOFLER	33.712	58 I.IGLESIAS	33.522	34 M.SURYO AJI	22.326	58 I.IGLESIAS	30.354	17	58	1:59.959	2:00.498 (21)
18	58 I.IGLESIAS	33.746	32 H.NOBUCHI	33.556	58 I.IGLESIAS	22.337	99 C.TATAY	30.439	18	65	1:59.982	1:59.982 (14)
19	31 B.VAN EERDE	33.814	96 D.HOLGADO	33.565	30 M.COOK	22.361	3 K.ZANNONI	30.471	19	3	2:00.093	2:00.147 (17)
20	30 M.COOK	33.817	25 A.FERNÁNDEZ	33.603	76 J.GIRAL	22.390	19 V.RODRÍGUEZ	30.488	20	25	2:00.281	2:00.612 (24)
21	22 A.POLANCO	33.825	31 B.VAN EERDE	33.606	50 J.DUPASQUIER	22.390	32 H.NOBUCHI	30.500	21	30	2:00.310	2:00.558 (22)
22	76 J.GIRAL	33.864	34 M.SURYO AJI	33.627	28 M.BERTELLE	22.416	30 M.COOK	30.502	22	76	2:00.315	2:00.569 (23)
23	50 J.DUPASQUIER	33.888	30 M.COOK	33.630	32 H.NOBUCHI	22.437	96 D.HOLGADO	30.527	23	31	2:00.316	2:00.444 (19)
24	25 A.FERNÁNDEZ	33.899	3 K.ZANNONI	33.631	65 H.ARITA	22.440	10 N.CARRARO	30.587	24	32	2:00.445	2:00.445 (20)
25	96 D.HOLGADO	33.935	65 H.ARITA	33.666	25 A.FERNÁNDEZ	22.474	83 M.KAWAKAMI	30.599	25	22	2:00.544	2:00.861 (26)
26	19 V.RODRÍGUEZ	33.946	22 A.POLANCO	33.676	10 N.CARRARO	22.520	88 M.PATACCA	30.620	26	96	2:00.588	2:00.828 (25)
27	32 H.NOBUCHI	33.952	19 V.RODRÍGUEZ	33.777	88 M.PATACCA	22.523	76 J.GIRAL	30.636	27	19	2:00.750	2:00.903 (27)
28	54 O.VOSTATEK	34.019	10 N.CARRARO	33.778	19 V.RODRÍGUEZ	22.539	81 A.VIU	30.661	28	10	2:00.904	2:01.328 (28)
29	10 N.CARRARO	34.019	28 M.BERTELLE	33.847	54 O.VOSTATEK	22.547	27 Á.DÍEZ	30.672	29	28	2:01.089	2:01.480 (30)
30	88 M.PATACCA	34.050	54 O.VOSTATEK	33.872	96 D.HOLGADO	22.561	54 O.VOSTATEK	30.716	30	54	2:01.154	2:01.459 (29)
31	28 M.BERTELLE	34.081	88 M.PATACCA	34.080	31 B.VAN EERDE	22.593	28 M.BERTELLE	30.745	31	88	2:01.273	2:01.631 (31)
32	18 R.VAN DE LAGEMAAT	34.266	13 F.REHACEK	34.097	18 R.VAN DE LAGEMAAT	22.783	22 A.POLANCO	30.774	32	27	2:01.942	2:02.425 (33)
33	26 L.VERDUGO	34.302	43 S.JESPERSEN	34.102	27 Á.DÍEZ	22.789	36 I.IKMAL	30.827	33	13	2:02.230	2:02.575 (35)
34	27 Á.DÍEZ	34.338	78 I.MAHADI	34.119	78 I.MAHADI	22.792	18 R.VAN DE LAGEMAAT	30.904	34	18	2:02.245	2:02.428 (34)
35	13 F.REHACEK	34.369	16 J.DAVIS	34.143	13 F.REHACEK	22.824	78 I.MAHADI	30.920	35	26	2:02.291	2:02.291 (32)
36	36 I.IKMAL	34.539	27 Á.DÍEZ	34.143	43 S.JESPERSEN	22.846	26 L.VERDUGO	30.925	36	78	2:02.399	2:02.768 (37)
37	16 J.DAVIS	34.550	26 L.VERDUGO	34.169	26 L.VERDUGO	22.895	43 S.JESPERSEN	30.931	37	43	2:02.457	2:02.664 (36)
38	78 I.MAHADI	34.568	36 I.IKMAL	34.220	16 J.DAVIS	22.972	13 F.REHACEK	30.940	38	16	2:02.634	2:02.777 (38)
39	43 S.JESPERSEN	34.578	18 R.VAN DE LAGEMAAT	34.292	36 I.IKMAL	23.242	16 J.DAVIS	30.969	39	36	2:02.828	2:02.883 (39)
40	12 G.DI VITTORI	35.434	12 G.DI VITTORI	34.984	12 G.DI VITTORI	23.264	12 G.DI VITTORI	31.984	40	12	2:05.666	2:06.098 (40)

**Moto3**
WORLD CHAMPIONSHIP**Moto2**
EUROPEAN CHAMPIONSHIP**Talent**

13 -14 July

MOTORLAND ARAGÓN

FIM CEV REPSOL 2019



MOTO3

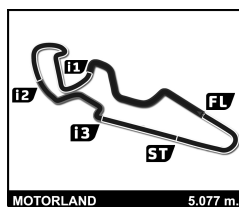
FIM CEV REPSOL MOTORLAND ARAGÓN

Qualifying practice 1

Best Top Speeds

Rider	Team	Top 1 Kph Lap	Top 2 Kph Lap	Top 3 Kph Lap	Top 4 Kph Lap	Top 5 Kph Lap	Avg
25 Adrián FERNÁNDEZ	LAGLISSE ACADEMY	238.9 14	234.3 6	232.3 5	230.8 9	230.3 2	233,3
50 Jason DUPASQUIER	H43-CARXPRT-BLUMAQ-KTM	235.3 14	235.3 5	233.3 4	232.3 2	232.3 3	233,7
52 Jeremy ALCOBA	LAGLISSE ACADEMY	235.3 14	234.8 4	232.8 11	232.8 5	231.3 12	233,4
67 Gerard RIU	BAIKO RACING TEAM	234.8 14	233.8 13	233.3 12	232.3 8	229.8 9	232,8
6 Ryusei YAMANAKA	JUNIOR TEAM ESTRELLA GALICIA 0,0	234.3 4	233.3 5	226.9 9	226.4 6	225.9 17	229,4
19 Víctor RODRÍGUEZ	FUNDACIÓN ANDREAS PÉREZ 77	234.3 5	230.3 4	226.4 3	224.5 1	211.8 2	225,5
36 Izam IKMAL	SIC JUNIOR TEAM	234.3 2	217.7 1				226,0
81 Aleix VIU	SAMA QATAR ÁNGEL NIETO TEAM	234.3 5	226.4 2	225.9 4	225.5 1	225.0 3	227,4
7 Barry BALTUS	SAMA QATAR ÁNGEL NIETO TEAM	233.8 14	231.8 12	228.8 13	227.8 8	226.9 11	229,8
20 José Julián GARCÍA	FAU55 EL SEÑOR DE LAS BOLSAS	233.8 5	231.3 13	229.3 3	229.3 12	228.8 14	230,5
23 Davide PIZZOLI	LEOPARD IMPALA JUNIOR TEAM	233.8 4	233.3 6	232.3 8	229.8 2	228.8 3	231,6
31 Bill VAN EERDE	ASIA TALENT TEAM	233.8 9	233.3 6	232.8 15	232.8 13	232.3 5	233,0
18 Ryan VAN DE LAGEMAAT	LAGEMAAT RACING	233.3 14	229.8 12	229.8 5	228.3 13	224.5 4	229,1
34 Mario SURYO AJI	ASTRA HONDA RACING TEAM	233.3 15	232.3 13	231.8 9	231.3 12	230.8 10	231,9
32 Haruki NOGUCHI	ASIA TALENT TEAM	232.8 16	230.8 1	229.8 14	229.3 2	228.8 13	230,3
33 Yuki KUNII	ASIA TALENT TEAM	232.8 14	232.8 13	231.8 15	231.8 5	229.3 6	231,7
65 Hikaru ARITA	SIC58 SQUADRA CORSE	232.8 12	232.8 5	231.3 14	228.8 13	227.8 4	230,7
73 Maximilian KOFLER	SAMA QATAR ÁNGEL NIETO TEAM	232.8 12	232.3 8	230.3 5	229.8 7	227.8 2	230,6
30 Max COOK	BRITISH TALENT TEAM	232.3 15	231.8 14	227.4 1	227.4 10	226.4 11	229,1
38 David SALVADOR	CUNA DE CAMPEONES	232.3 13	228.3 14	227.8 3	227.4 15	227.4 4	228,6
54 Ondrej VOSTATEK	IGAX TEAM	232.3 2	228.3 6	227.4 7	227.4 3	227.4 4	228,6
88 Matteo PATACCA	SIC58 SQUADRACORSE	232.3 5	230.3 8	229.8 9	229.3 15	227.8 4	229,9
10 Nicola Fabio CARRARO	RGR TM RACING FACTORY TEAM	231.8 13	228.8 6	227.8 4	226.9 10	226.4 5	228,3
24 Xavier ARTIGAS	LEOPARD IMPALA JUNIOR TEAM	231.3 10	230.8 5	230.8 14	230.3 3	229.3 2	230,5
27 Álex DíEZ	LEOPARD IMPALA JUNIOR TEAM	231.3 2	231.3 14	230.3 15	229.3 16	229.3 7	230,3
53 Deniz ÖNCÜ	RED BULL KTM AJO	231.3 11	229.8 4	228.8 8	228.3 6	227.8 12	229,2
78 Idil MAHADI	SIC JUNIOR TEAM	230.8 1	226.9 2	223.6 6	223.1 4	220.9 5	225,1
58 Iñigo IGLESIAS	BAIKO RACING TEAM	230.3 14	229.8 15	229.8 6	229.3 2	227.8 10	229,4
76 Julián GIRAL	JUNIOR TEAM ESTRELLA GALICIA 0,0	230.3 9	228.3 15	225.5 16	225.0 4	225.0 8	226,8
43 Simon JESPERSEN	TEAM JESPERSEN	229.8 13	228.8 12	228.8 3	227.8 9	226.4 4	228,3
83 Meikon Yuji KAWAKAMI	FUNDACIÓN ANDREAS PÉREZ 77	229.8 5	228.8 4	227.4 6	226.4 7	225.5 10	227,6
96 Daniel HOLFADO	JUNIOR TEAM ESTRELLA GALICIA 0,0	229.8 13	229.8 4	229.3 3	228.3 14	228.3 6	229,1
3 Kevin ZANNONI	RGR TM RACING FACTORY TEAM	228.8 11	228.3 14	228.3 9	228.3 7	227.8 12	228,3
22 Aarón POLANCO	CUNA DE CAMPEONES	228.8 5	226.9 3	225.9 11	222.7 12	222.2 4	225,3
28 Matteo BERTELLE	SIC 58 SQUADRA CORSE	228.8 4	228.8 5	228.3 1	226.4 13	225.9 14	227,6
26 Luis Miguel VERDUGO	LAGLISSE ACADEMY	228.3 2	226.4 10	225.9 9	225.5 11	224.5 3	226,1
99 Carlos TATAY	FUNDACIÓN ANDREAS PÉREZ 77	227.8 9	224.5 14	223.6 13	223.6 6	223.1 4	224,5
13 Filip REHACEK	IGAX TEAM	225.9 11	225.5 10	223.1 2	222.7 16	222.7 15	224,0
16 Jamie DAVIS	FAU55 EL SEÑOR DE LAS BOLSAS	224.5 5	224.5 10	221.8 7	221.3 3	221.3 11	222,7
12 Gian Paolo DI VITTORI	GAZZOLA RACING	222.2 4	221.3 1	221.3 2	220.9 8	220.4 3	221,2





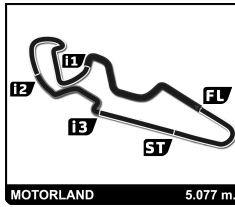
MOTO3

FIM CEV REPSOL MOTORLAND ARAGÓN

Qualifying practice 1

Fastest Lap Sequence

Practice Time	Rider	Team	Bike	Class	Time	Kph	Lap
4:28.811	27 Álex DÍEZ	LEOPARD IMPALA JUNIOR TEAM	HONDA		2:04.745	146.5	2
4:30.038	34 Mario SURYO AJI	ASTRA HONDA RACING TEAM	HONDA		2:02.984	148.6	2
4:30.629	32 Haruki NOGUCHI	ASIA TALENT TEAM	HONDA		2:02.779	148.9	2
4:42.480	52 Jeremy ALCOBA	LAGLISSE ACADEMY	HUSQVARNA		1:59.873	152.5	2
5:24.233	33 Yuki KUNII	ASIA TALENT TEAM	HONDA		1:59.475	153.0	2
9:22.959	33 Yuki KUNII	ASIA TALENT TEAM	HONDA		1:59.154	153.4	4
26:21.616	23 Davide PIZZOLI	LEOPARD IMPALA JUNIOR TEAM	HONDA		1:59.145	153.4	10
26:21.913	24 Xavier ARTIGAS	LEOPARD IMPALA JUNIOR TEAM	HONDA		1:59.131	153.4	10
36:32.539	53 Deniz ÖNCÜ	RED BULL KTM AJO	KTM		1:59.033	153.5	12
38:31.563	33 Yuki KUNII	ASIA TALENT TEAM	HONDA		1:58.929	153.7	14
38:32.861	52 Jeremy ALCOBA	LAGLISSE ACADEMY	HUSQVARNA		1:58.674	154.0	13



MOTO3

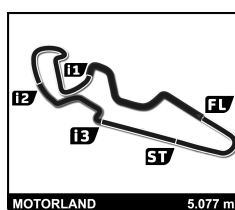
FIM CEV REPSOL MOTORLAND ARAGÓN

Qualifying practice 1

Analysis

■ Personal Best ■ Session Best B Crossing the finish line in pit lane

Lap	Time	Sector 1	Sector 2	Sector 3	Sector 4	Elapsed	Lap	Time	Sector 1	Sector 2	Sector 3	Sector 4	Elapsed				
9	5:46.675	B	4:08.572	35.899	23.915	38.289	22:52.691	22	Aarón POLANCO				SPA				
10	2:26.119		55.484	35.668	23.685	31.282	25:18.810		CUNA DE CAMPEONES				KTM				
11	2:03.129	34.550	34.525	22.989	31.065	27:21.939	1		2:37.629	50.166	47.426	27.342	32.695	2:37.629			
12	2:03.195		34.588	34.365	23.113	31.129	29:25.134		2	2:04.768	35.317	34.367	23.468	31.616	4:42.397		
13	2:07.143		36.013	35.397	24.372	31.361	31:32.277		3	2:02.131	34.265	34.123	22.699	31.044	6:44.528		
14	2:17.033	B	34.888	39.873	23.983	38.289	33:49.310		4	2:01.698	33.923	33.878	22.630	31.267	8:46.226		
15	3:05.244		56.553	36.253	59.249	33.189	36:54.554		5	2:01.894	34.012	33.844	22.852	31.186	10:48.120		
16	2:04.098		34.847	34.691	23.235	31.325	38:58.652		6	2:13.374	B	36.472	36.554	23.430	36.918	13:01.494	
17	2:03.351		34.761	34.255	23.120	31.215	41:02.003		7	7:16.169	5:48.034	34.240	22.506	31.389	20:17.663		
18	Ryan VAN DE LAGEMAAT						NED		23	Davide PIZZOLI				ITA			
	LAGEMAAT RACING						KTM			LEOPARD IMPALA JUNIOR TEAM				HONDA			
	1	2:20.138		38.988	38.079	26.593	36.478			2:20.138	1	3:25.590	1:45.291	39.770	27.017	33.512	3:25.590
	2	2:08.774		36.904	35.595	23.875	32.400			4:28.912	2	2:00.551	33.921	33.808	22.391	30.431	5:26.141
	3	2:05.963		35.587	34.997	23.379	32.000			6:34.875	3	2:00.075	33.724	33.526	22.411	30.414	7:26.216
	4	2:04.372		35.081	34.624	23.463	31.204			8:39.247	4	2:00.031	33.700	33.424	22.636	30.271	9:26.247
	5	2:05.892		36.039	35.419	23.476	30.958			10:45.139	5	1:59.926	33.651	33.412	22.388	30.475	11:26.173
	6	2:03.923		35.061	34.385	23.274	31.203			12:49.062	6	2:10.342	B	35.774	35.577	22.743	36.248
	7	2:10.443	B	34.500	34.604	22.924	38.415	14:59.505		7	6:46.455	5:18.199	35.044	22.667	30.545	20:22.970	
	8	7:24.334		5:55.013	35.373	22.971	30.977	22:23.839		8	1:59.526	33.415	33.485	22.366	30.260	22:22.496	
	9	2:02.803	34.266	34.435	22.826	31.276	24:26.642	9		1:59.975	33.808	33.403	22.356	30.408	24:22.471		
	10	2:13.454	B	35.404	35.523	23.841	38.686	26:40.096		10	1:59.145	33.485	33.263	22.132	30.265	26:21.616	
	11	7:46.343		6:05.647	45.727	23.814	31.155	34:26.439		11	2:07.538	B	34.914	33.873	22.766	35.985	28:29.154
	12	2:02.428		34.429	34.292	22.783	30.924	36:28.867		12	6:39.054	5:11.897	33.943	22.344	30.870	35:08.208	
	13	2:02.873		34.336	34.389	23.018	31.130	38:31.740		13	1:59.874	33.715	33.399	22.440	30.320	37:08.082	
14	2:02.678		34.343	34.342	23.089	30.904	40:34.418	14	1:59.496	33.458	33.305	22.082	30.651	39:07.578			
19	Víctor RODRÍGUEZ						SPA	24	Xavier ARTIGAS				SPA				
	FUNDACIÓN ANDREAS PÉREZ 77						KTM		LEOPARD IMPALA JUNIOR TEAM				HONDA				
	1	2:37.254		46.576	53.106	25.805	31.767		2:37.254	1	3:25.425	1:45.529	39.818	24.303	35.775	3:25.425	
	2	2:07.662		36.752	36.528	22.678	31.704		4:44.916	2	2:00.464	33.837	33.779	22.350	30.498	5:25.889	
	3	2:01.780		34.005	34.185	22.987	30.603		6:46.696	3	1:59.505	33.621	33.422	22.035	30.427	7:25.394	
	4	2:00.903	33.946	33.930	22.539	30.488	8:47.599		4	2:00.280	33.998	33.640	22.169	30.473	9:25.674		
	5	2:01.105		34.047	33.777	22.578	30.703		10:48.704	5	2:00.741	33.769	33.834	22.602	30.536	11:26.415	
	6	12:45.920							23:34.624	6	2:09.834	B	34.939	34.407	23.079	37.409	13:36.249
	7	8:12.162	B						31:46.786	7	6:45.992	5:17.129	35.051	22.941	30.871	20:22.241	
	8	5:26.442							37:13.228	8	2:00.194	33.786	33.789	22.281	30.338	22:22.435	
9	2:01.748						39:14.976	9	2:00.347	34.043	33.501	22.319	30.484	24:22.782			
10	2:04.021						41:18.997	10	1:59.131	33.601	33.422	21.998	30.110	26:21.913			
20	José Julián GARCÍA						SPA	25	Adrián FERNÁNDEZ				SPA				
	FAU5 EL SEÑOR DE LAS BOLSAS						KTM		LAGLISSE ACADEMY				HUSQVARNA				
	1	2:37.563		49.621	49.333	26.393	32.216		2:37.563	1	2:42.564	1:09.136	36.447	26.199	30.782	2:42.564	
	2	2:03.634		35.075	34.458	23.079	31.022		4:41.197								
	3	2:02.295		34.656	34.049	22.869	30.721		6:43.492								
	4	2:00.901		33.946	33.837	22.434	30.684		8:44.393								
	5	2:01.717		34.110	33.968	22.913	30.726		10:46.110								
	6	2:13.128	B	36.782	36.489	23.010	36.847		12:59.238								
	7	7:15.261		5:48.206	34.014	22.274	30.767		20:14.499								
	8	2:00.357		33.778	33.591	22.224	30.764		22:14.856								
	9	2:00.230		33.736	33.596	22.341	30.557		24:15.086								
	10	2:00.641		33.828	33.737	22.269	30.807		26:15.727								
	11	2:07.596	B	34.922	33.932	22.654	36.088		28:23.323								
	12	6:12.021		4:44.350	34.838	22.541	30.292		34:35.344								
	13	1:59.426		33.837	33.240	22.172	30.177		36:34.770								
14	1:59.568		33.664	33.299	22.181	30.424	38:34.338										
15	2:00.293		33.615	33.757	22.452	30.469	40:34.631										



MOTO3

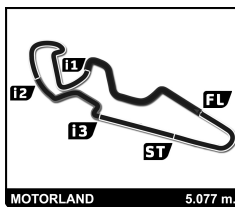
FIM CEV REPSOL MOTORLAND ARAGÓN

Qualifying practice 1

Analysis

■ Personal Best ■ Session Best B Crossing the finish line in pit lane

Lap	Time	Sector 1	Sector 2	Sector 3	Sector 4	Elapsed	Lap	Time	Sector 1	Sector 2	Sector 3	Sector 4	Elapsed
11	2:03.901	35.184	34.704	22.873	31.140	23:02.851	7	6:38.888	5:11.365	33.951	22.506	31.066	20:16.645
12	2:10.403B	37.240	34.317	22.822	36.024	25:13.254	8	2:00.891	34.046	33.613	22.431	30.801	22:17.536
13	9:14.236	7:38.360	41.776	23.311	30.789	34:27.490	9	2:01.712	34.003	33.708	22.899	31.102	24:19.248
14	2:00.716	33.994	33.693	22.439	30.590	36:28.206	10	2:01.614	34.279	33.832	22.540	30.963	26:20.862
15	2:00.445	33.952	33.556	22.437	30.500	38:28.651	11	2:08.315B	34.206	33.951	22.695	37.463	28:29.177
16	2:05.144	37.128	33.700	23.755	30.561	40:33.795	12	6:05.762	4:38.618	33.953	22.425	30.766	34:34.939
33 Yuki KUNII JPN							43 Simon JESPERSEN DEN						
ASIA TALENT TEAM HONDA							TEAM JESPERSEN KTM						
1	3:24.758	1:56.021	34.799	23.585	30.353	3:24.758	1	2:20.133	37.905	42.689	25.014	34.525	2:20.133
2	1:59.475	33.431	33.374	22.215	30.455	5:24.233	2	2:08.682	36.115	35.300	24.696	32.571	4:28.815
3	1:59.572	33.427	33.352	22.289	30.504	7:23.805	3	2:03.789	35.114	34.385	23.165	31.125	6:32.604
4	1:59.154	33.366	33.234	22.164	30.390	9:22.959	4	2:06.307	34.817	36.366	24.104	31.020	8:38.911
5	1:59.209	33.345	33.319	22.305	30.240	11:22.168	5	2:03.063	34.684	34.320	23.027	31.032	10:41.974
6	2:14.596B	41.141	33.992	22.727	36.736	13:36.764	6	2:23.530B	47.547	35.468	23.337	37.178	13:05.504
7	7:40.013	6:11.673	35.002	22.647	30.691	21:16.777	7	13:08.708	...	35.077	23.622	31.356	26:14.212
8	2:00.173	33.655	33.732	22.323	30.463	23:16.950	8	2:03.694	35.007	34.595	23.041	31.051	28:17.906
9	2:01.500	34.222	33.895	22.672	30.711	25:18.450	9	2:02.664	34.578	34.102	22.846	31.138	30:20.570
10	2:00.562	33.762	33.727	22.371	30.702	27:19.012	10	2:13.071B	36.822	35.034	23.455	37.760	32:33.641
11	2:10.163B	36.099	34.424	22.704	36.936	29:29.175	11	3:50.905	2:18.189	37.026	23.555	32.135	36:24.546
12	5:04.155	3:36.786	34.190	22.622	30.557	34:33.330	12	2:03.135	34.891	34.308	23.005	30.931	38:27.681
13	1:59.304	33.407	33.268	22.536	30.093	36:32.634	13	2:05.221	35.319	34.929	24.006	30.967	40:32.902
14	1:58.929	33.326	33.162	22.286	30.155	38:31.563	50 Jason DUPASQUIER SWI						
15	2:01.462	33.565	34.000	23.636	30.261	40:33.025	H43-CARXPART-BLUMAQT-KTM KTM						
34 Mario SURYO AJI INA							1	2:29.571	41.518	39.259	29.933	38.861	2:29.571
ASTRA HONDA RACING TEAM HONDA							2	2:11.714	35.161	42.069	23.626	30.858	4:41.285
1	2:27.054	41.658	47.706	26.282	31.408	2:27.054	3	2:02.562	34.758	34.637	22.591	30.576	6:43.847
2	2:02.984	34.639	34.699	22.752	30.894	4:30.038	4	2:00.835	34.253	33.572	22.621	30.389	8:44.682
3	2:04.990	34.551	34.421	23.503	32.515	6:35.028	5	2:01.581	34.341	34.066	22.652	30.522	10:46.263
4	2:03.307	34.521	34.187	23.671	30.928	8:38.335	6	2:07.906	36.232	35.295	25.437	30.942	12:54.169
5	2:02.214	34.427	34.303	22.707	30.777	10:40.549	7	2:00.928	34.072	33.709	22.569	30.578	14:55.097
6	2:16.751B	40.812	34.783	23.104	38.052	12:57.300	8	2:08.885B	34.653	34.488	23.255	36.489	17:03.982
7	8:19.682	6:51.223	35.006	22.731	30.722	21:16.982	9	6:13.395	4:41.897	35.712	24.209	31.577	23:17.377
8	2:01.513	34.054	34.021	22.682	30.756	23:18.495	10	2:01.171	34.039	33.914	22.598	30.620	25:18.548
9	2:01.415	34.155	33.922	22.604	30.734	25:19.910	11	2:00.895	33.945	33.812	22.504	30.634	27:19.443
10	2:00.920	33.893	33.801	22.627	30.599	27:20.830	12	2:09.092B	35.150	35.178	22.783	35.981	29:28.535
11	2:09.140B	34.851	34.159	22.889	37.241	29:29.970	13	4:58.295	3:18.489	46.153	23.027	30.626	34:26.830
12	5:05.267	3:38.073	34.118	22.584	30.492	34:35.237	14	2:07.823	34.196	40.131	23.316	30.180	36:34.653
13	2:00.219	33.988	33.627	22.326	30.278	36:35.456	15	2:00.104	33.917	33.464	22.390	30.333	38:34.757
14	2:00.103	33.609	33.756	22.367	30.371	38:35.559	16	2:00.395	33.888	33.546	22.603	30.358	40:35.152
15	2:00.231	33.716	33.767	22.578	30.170	40:35.790	52 Jeremy ALCOBA SPA						
36 Izam IKMAL MAL							LAGLISSE ACADEMY HUSQVARNA						
SIC JUNIOR TEAM HONDA							1	2:42.607	1:08.082	37.878	25.505	31.142	2:42.607
1	2:42.837	1:11.215	35.106	24.795	31.721	2:42.837	2	1:59.873	33.693	33.628	22.293	30.259	4:42.480
2	2:02.883	34.594	34.220	23.242	30.827	4:45.720	3	2:00.591	33.735	33.795	22.654	30.407	6:43.071
3	13:00.327B	34.539				17:46.047	4	1:59.813	33.779	33.498	22.306	30.230	8:42.884
38 David SALVADOR SPA							5	2:00.569	33.711	34.084	22.485	30.289	10:43.453
CUNA DE CAMPEONES MIR							6	2:00.043	33.626	33.514	22.253	30.650	12:43.496
1	3:15.797	1:43.688	37.865	22.953	31.291	3:15.797	7	2:05.419B	33.810	33.563	22.322	35.724	14:48.915
2	2:01.578	34.384	33.874	22.453	30.867	5:17.375	8	6:34.956	5:07.214	33.861	22.475	31.406	21:23.871
3	2:00.294	33.955	33.611	22.199	30.529	7:17.669	9	2:00.271	33.847	33.695	22.288	30.441	23:24.142
4	2:00.210	33.866	33.403	22.369	30.572	9:17.879	10	2:07.700B	34.262	33.905	22.565	36.968	25:31.842
5	2:04.545	35.298	34.192	23.241	31.814	11:22.424							
6	2:15.333B	41.879	33.783	22.509	37.162	13:37.757							



MOTO3

FIM CEV REPSOL MOTORLAND ARAGÓN

Qualifying practice 1

Analysis

■ Personal Best ■ Session Best B Crossing the finish line in pit lane

Lap	Time	Sector 1	Sector 2	Sector 3	Sector 4	Elapsed	Lap	Time	Sector 1	Sector 2	Sector 3	Sector 4	Elapsed
14	1:59.530	33.311	33.393	22.342	30.484	39:14.116							
15	2:03.230	34.744	34.361	22.940	31.185	41:17.346							