

4318 m.

Rookies Cup

myWorld MOTORRAD GRAND PRIX VON ÖSTERREICH

Free Practice Nr. 1

Classification

Rider	Nation	Team	Motorcycle	Time	Lap Total	Gap	Top Speed
1 99 Carlos TATAY	SPA	Red Bull MotoGP Rookies Cup	KTM	1'40.651	16 18		208.0
2 37 Pedro ACOSTA	SPA	Red Bull MotoGP Rookies Cup	KTM	1'40.859	16 18	0.208 0.208	206.1
3 89 Marcos URIARTE	SPA	Red Bull MotoGP Rookies Cup	KTM	1'41.358	18 18	0.707 0.499	204.5
4 50 Jason DUPASQUIER	SWI	Red Bull MotoGP Rookies Cup	KTM	1'41.419	17 18	0.768 0.061	207.2
5 29 Billy VAN EERDE	AUS	Red Bull MotoGP Rookies Cup	KTM	1'41.785	17 18	1.134 0.366	206.1
6 48 Gabin PLANQUES	FRA	Red Bull MotoGP Rookies Cup	KTM	1'41.993	14 18	1.342 0.208	206.5
7 28 Matteo BERTELLE	ITA	Red Bull MotoGP Rookies Cup	KTM	1'42.028	16 18	1.377 0.035	202.6
8 66 Adrian HUERTAS	SPA	Red Bull MotoGP Rookies Cup	KTM	1'42.207	16 17	1.556 0.179	208.4
9 56 Haruki NOGUCHI	JPN	Red Bull MotoGP Rookies Cup	KTM	1'42.233	11 14	1.582 0.026	203.7
10 5 Lorenzo FELLON	FRA	Red Bull MotoGP Rookies Cup	KTM	1'42.287	15 17	1.636 0.054	203.7
11 38 David SALVADOR	SPA	Red Bull MotoGP Rookies Cup	KTM	1'42.354	7 17	1.703 0.067	203.3
12 11 Alex ESCRIG	SPA	Red Bull MotoGP Rookies Cup	KTM	1'42.424	14 17	1.773 0.070	203.0
13 84 Zonta VAN DEN GOORBE	NED	Red Bull MotoGP Rookies Cup	KTM	1'42.429	15 18	1.778 0.005	204.5
14 7 Barry BALTUS	BEL	Red Bull MotoGP Rookies Cup	KTM	1'42.447	14 17	1.796 0.018	201.4
15 30 Max COOK	GBR	Red Bull MotoGP Rookies Cup	KTM	1'42.634	13 17	1.983 0.187	199.2
16 45 Clément ROUGÉ	FRA	Red Bull MotoGP Rookies Cup	KTM	1'42.741	7 17	2.090 0.107	206.1
17 88 Artem MARAEV	RUS	Red Bull MotoGP Rookies Cup	KTM	1'42.769	10 17	2.118 0.028	205.7
18 74 Daijiri SAKO	JPN	Red Bull MotoGP Rookies Cup	KTM	1'42.964	14 18	2.313 0.195	204.1
19 6 Phillip TONN	GER	Red Bull MotoGP Rookies Cup	KTM	1'43.530	14 17	2.879 0.566	202.6
20 44 Nicolas HERNANDEZ	COL	Red Bull MotoGP Rookies Cup	KTM	1'43.962	14 16	3.311 0.432	203.3
21 55 Noah DETTWILER	SWI	Red Bull MotoGP Rookies Cup	KTM	1'45.602	16 16	4.951 1.640	198.5
Not qualified (Out 107%)							
62 Aidan LIEBENBERG	RSA	Red Bull MotoGP Rookies Cup	KTM	1'48.031	10 17	7.380 2.429	195.2
Not classified							
34 Mario AJI	INA	Red Bull MotoGP Rookies Cup	KTM				

Practice condition: **Dry**

Air: **28°**

Humidity: **46%**

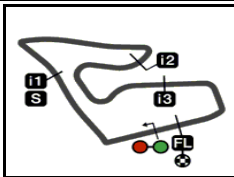
Ground: **45°**

Fastest Lap:	Lap: 16	Carlos TATAY	1'40.651	154.4 Km/h
Best Race Lap:	2016	Ayumu SASAKI	1'39.302	156.5 Km/h
All Time Lap Record:	2016	Ayumu SASAKI	1'39.302	156.5 Km/h

The results are provisional until the end of the limit for protest and appeals.

Time limit for protest expires 30' after publication of the results - Time:

DORNA DATA PROCESSING TIMING SERVICE DORNA DATA PROCESSING TIMING SERVICE DORNA DATA PROCESSING TIMING SERVICE DORNA DATA PROCESSING TIMING SERVICE DORNA DATA PROCESSING TIMING SERVICE DORNA DATA PROCESSING TIMING SERVICE DORNA DATA PROCESSING TIMING SERVICE DORNA DATA PROCCESSS



4318 m.

myWorld MOTORRAD GRAND PRIX VON ÖSTERREICH

Free Practice Nr. 1

Best Partial Times

RookiesCup

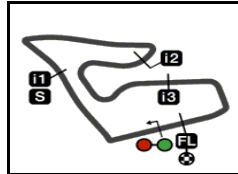
IT Ideal Lap Time, sum of the best partial times

BT Best Lap Time


T1		T2		T3		T4				IT		BT	
Pos	Rider	Time	Rider	Time	Rider	Time	Rider	Time	Pos	Rider	IT	BT	
1	C.TATAY	22.461	P.ACOSTA	31.644	P.ACOSTA	27.172	C.TATAY	18.915	1	C.TATAY	1'40.526	1'40.651	(1)
2	M.URIARTE	22.596	M.URIARTE	31.886	C.TATAY	27.230	M.URIARTE	19.039	2	P.ACOSTA	1'40.724	1'40.859	(2)
3	H.NOBUCHI	22.617	C.TATAY	31.920	J.DUPASQUIER	27.303	J.DUPASQUIER	19.046	3	M.URIARTE	1'41.074	1'41.358	(3)
4	C.ROUGÉ	22.661	B.VAN EERDE	32.081	D.SALVADOR	27.439	B.BALTUS	19.125	4	J.DUPASQUIE	1'41.172	1'41.419	(4)
5	J.DUPASQUIER	22.703	L.FELLON	32.104	B.BALTUS	27.465	P.ACOSTA	19.130	5	B.VAN EERDE	1'41.571	1'41.785	(5)
6	L.FELLON	22.716	J.DUPASQUIER	32.120	A.HUERTAS	27.519	B.VAN EERDE	19.143	6	L.FELLON	1'41.769	1'42.287	(10)
7	B.VAN EERDE	22.728	G.PLANQUES	32.139	M.BERTELLE	27.522	M.COOK	19.203	7	M.BERTELLE	1'41.823	1'42.028	(7)
8	Z.VAN DEN GOO	22.745	M.BERTELLE	32.195	G.PLANQUES	27.549	Z.VAN DEN GOO	19.256	8	G.PLANQUES	1'41.858	1'41.993	(6)
9	P.ACOSTA	22.778	Z.VAN DEN GOO	32.217	C.ROUGÉ	27.553	A.ESCRIG	19.264	9	Z.VAN DEN G	1'41.945	1'42.429	(13)
10	M.BERTELLE	22.797	D.SAKO	32.235	M.URIARTE	27.553	L.FELLON	19.283	10	D.SALVADOR	1'41.946	1'42.354	(11)
11	A.HUERTAS	22.801	H.NOBUCHI	32.277	A.MARAEV	27.578	D.SALVADOR	19.290	11	B.BALTUS	1'42.028	1'42.447	(14)
12	A.MARAEV	22.819	A.HUERTAS	32.344	B.VAN EERDE	27.619	M.BERTELLE	19.309	12	A.HUERTAS	1'42.031	1'42.207	(8)
13	M.COOK	22.847	D.SALVADOR	32.368	L.FELLON	27.666	G.PLANQUES	19.318	13	H.NOBUCHI	1'42.101	1'42.233	(9)
14	D.SALVADOR	22.849	A.ESCRIG	32.417	M.COOK	27.679	A.HUERTAS	19.367	14	C.ROUGÉ	1'42.134	1'42.741	(16)
15	G.PLANQUES	22.852	A.MARAEV	32.443	A.ESCRIG	27.714	C.ROUGÉ	19.403	15	M.COOK	1'42.221	1'42.634	(15)
16	A.ESCRIG	22.854	M.COOK	32.492	Z.VAN DEN GOO	27.727	H.NOBUCHI	19.456	16	A.ESCRIG	1'42.249	1'42.424	(12)
17	B.BALTUS	22.908	C.ROUGÉ	32.517	H.NOBUCHI	27.751	A.MARAEV	19.465	17	A.MARAEV	1'42.305	1'42.769	(17)
18	D.SAKO	22.952	B.BALTUS	32.530	N.HERNANDEZ	27.802	D.SAKO	19.524	18	D.SAKO	1'42.734	1'42.964	(18)
19	P.TONN	23.056	P.TONN	32.567	P.TONN	27.928	N.HERNANDEZ	19.619	19	P.TONN	1'43.183	1'43.530	(19)
20	N.HERNANDEZ	23.072	N.HERNANDEZ	32.879	D.SAKO	28.023	P.TONN	19.632	20	N.HERNANDE	1'43.372	1'43.962	(20)
21	N.DETTWILER	23.427	N.DETTWILER	33.201	N.DETTWILER	28.427	N.DETTWILER	20.284	21	N.DETTWILER	1'45.339	1'45.602	(21)
22	A.LIEBENBERG	24.075	A.LIEBENBERG	33.931	A.LIEBENBERG	28.895	A.LIEBENBERG	20.734	22	A.LIEBENBER	1'47.635		(-1)

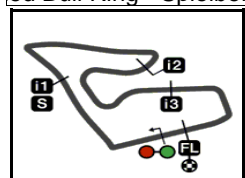
DORNA DATA PROCESSING - TIMING SERVICE DORNA DATA PROCESSING - TIMING SERVICE DORNA DATA PROCESSING - TIMING SERVICE DORNA DATA PROCESSING - TIMING SERVICE DORNA DATA PROCESSING - TIMING SERVICE DORNA DATA PROCESSING - TIMING SERVICE DORNA DATA PROCESSING - TIMING SERVICE DORNA DATA PROCESSING - TIMING SERVICE DORNA DATA PROCESSING - TIMING SERVICE DORNA DATA PROCESSING - TIMING SERVICE DORNA DATA PROCESSING





4318 m.

<i>Practice Time</i>	 <i>Rider</i>	<i>Nation</i>	<i>Motorcycle</i>	<i>Time</i>	<i>Km/h</i>	<i>Rider's Lap</i>
3'45.242	89 Marcos URIARTE	SPA	KTM	1'44.572	148.6	2
4'01.012	5 Lorenzo FELLON	FRA	KTM	1'44.099	149.3	2
5'28.855	89 Marcos URIARTE	SPA	KTM	1'43.613	150.0	3
5'43.962	5 Lorenzo FELLON	FRA	KTM	1'42.950	150.9	3
9'09.981	5 Lorenzo FELLON	FRA	KTM	1'42.930	151.0	5
9'11.016	7 Barry BALTUS	BEL	KTM	1'42.649	151.4	5
9'29.753	37 Pedro ACOSTA	SPA	KTM	1'42.435	151.7	5
11'11.737	37 Pedro ACOSTA	SPA	KTM	1'41.984	152.4	6
16'19.758	37 Pedro ACOSTA	SPA	KTM	1'41.743	152.7	9
19'47.305	37 Pedro ACOSTA	SPA	KTM	1'41.403	153.2	11
24'54.953	99 Carlos TATAY	SPA	KTM	1'41.191	153.6	14
28'16.159	37 Pedro ACOSTA	SPA	KTM	1'40.859	154.1	16
28'16.795	99 Carlos TATAY	SPA	KTM	1'40.651	154.4	16



4318 m.

myWorld MOTORRAD GRAND PRIX VON ÖSTERREICH

Free Practice Nr. 1

Chronological Analysis of Performances

RookiesCup

* Lap / Sector time cancelled **T1** Time from finish line to 1st intermediate **T3** Time from 2nd intermed. to 3rd intermed.
P Crossing the finish line in pit lane **T2** Time from 1st intermed. to 2nd intermed. **T4** Time from 3rd intermediate to finish line

Lap	Lap Time	T1	T2	T3	T4	Speed	Lap	Lap Time	T1	T2	T3	T4	Speed	
1st	99	Carlos TATAY Red Bull MotoGP Roo SPA						3	1'43.613	23.206	32.614	28.166	19.627	196.0
		Runs=1	Total laps=18	Full laps=14			4	1'43.013	23.143	32.469	27.981	19.420	196.0	
1	2'35.529	32.396	39.862	31.285	23.343	165.1	5	1'43.122	23.051	32.592	27.995	19.484	196.7	
2	1'45.141	23.545	33.088	28.765	19.743	197.4	6	1'42.578	23.069	32.301	27.855	19.353	197.4	
3	1'43.379	23.114	32.492	28.223	19.550	198.5	7	1'42.545	23.000	32.318	27.861	19.366	197.0	
4	1'43.342	22.925	32.766	28.039	19.612	199.2	8	1'42.340	23.100	32.119	27.772	19.349	196.7	
5	1'42.636	22.810	32.292	28.169	19.365	198.1	9	1'57.068	23.011	39.982	33.493	20.582	197.4	
6	1'42.506	23.226	32.089	27.851	19.340	198.8	10	1'45.777	23.922	34.104	28.377	19.374	192.5	
7	1'42.217	22.795	32.117	27.924	19.381	200.3	11	1'42.002	23.012	32.016	27.747	19.227	198.5	
8	1'46.069	24.327	33.514	28.753	19.475	185.5	12	1'41.652	22.754	31.886	27.705	19.307	200.7	
9	1'41.932	22.794	32.346	27.649	19.143	200.3	13	1'41.744	22.934	32.038	27.596	19.176	197.8	
10	1'42.143	22.835	32.321	27.770	19.217	200.7	14	1'43.999	22.870	33.474	28.039	19.616	199.2	
11	1'42.014 *	22.888	32.179	27.663*	19.284	198.8	15	1'41.489	22.596	32.062	27.678	19.153	204.5	
12	1'45.189	24.317	33.098	28.397	19.377	186.8	16	1'49.193	22.938	34.973	28.579	22.703	197.4	
13	1'41.665	22.830	32.092	27.539	19.204	199.2	17	1'43.066	22.923	32.538	28.025	19.580	201.4	
14	1'41.191	22.721	31.968	27.383	19.119	200.3	18	1'41.358	22.736	32.030	27.553	19.039	200.7	
15	1'41.191	22.702	32.027	27.507	18.955	201.4								
16	1'40.651	22.533	31.973	27.230	18.915	201.8								
17	1'42.140 *	22.461	31.920	27.658	20.101*	208.0								
18	1'52.780 P	23.388	32.592	30.082	26.718	200.0								

2nd	37	Pedro ACOSTA Red Bull MotoGP Roo SPA					
		Runs=1	Total laps=18	Full laps=16			
1	2'33.457	36.659	39.304	33.444	22.122	175.3	
2	1'47.522	23.710	35.139	28.712	19.961	199.2	
3	1'43.201	23.256	32.537	27.856	19.552	201.4	
4	1'43.138	23.002	32.627	28.017	19.492	203.0	
5	1'42.435	22.958	32.026	28.080	19.371	206.1	
6	1'41.984	23.161	31.851	27.778	19.194	199.2	
7	1'43.129	23.060	32.219	28.518	19.332	198.8	
8	1'43.149	23.060	32.638	28.119	19.332	200.3	
9	1'41.743	22.927	31.930	27.679	19.207	200.3	
10	1'46.144	26.944	32.492	27.499	19.209	198.5	
11	1'41.403	22.965	31.795	27.513	19.130	201.8	
12	1'41.473	22.843	31.841	27.593	19.196	201.1	
13	1'43.261 *	22.851	31.748	27.242	21.420*	200.3	
14	1'41.937	23.072	31.945	27.677	19.243	202.2	
15	1'41.324	22.778	32.041	27.360	19.145	202.2	
16	1'40.859	22.785	31.644	27.172	19.258	200.0	
17	1'42.510	22.836	32.816	27.511	19.347	201.1	
18	1'43.233	22.964	32.916	27.885	19.468	200.3	

3rd	89	Marcos URIARTE Red Bull MotoGP Roo SPA					
		Runs=1	Total laps=18	Full laps=17			
1	2'00.670	26.369	34.829	29.098	20.570	192.1	
2	1'44.572	23.688	32.866	28.362	19.656	196.7	

4th	50	Jason DUPASQUIE Red Bull MotoGP Roo SWI					
		Runs=1	Total laps=18	Full laps=14			
1	2'17.797	28.909	34.539	28.818	20.190	194.2	
2	1'44.900	23.515	32.938	28.531	19.916	198.5	
3	1'44.217	23.394	32.830	28.332	19.661	199.6	
4	1'43.414	23.353	32.694	27.969	19.398	197.4	
5	1'43.055	22.903	32.802	27.854	19.496	202.2	
6	1'43.068	23.022	32.424	27.881	19.741	203.7	
7	1'42.338	22.752	32.495	27.736	19.355	205.7	
8	1'44.050	23.109	33.355	27.806	19.780	197.4	
9	1'48.992 *	22.830	32.831	28.035	25.296*	207.2	
10	1'43.600	23.920	32.595	27.777	19.308	201.1	
11	1'46.737 *	22.930	32.411	27.381	24.015*	201.8	
12	1'47.147	26.598	33.746	27.588	19.215	163.8	
13	1'41.962 *	22.935	32.120	27.527	19.380*	200.7	
14	1'44.047	23.374	34.281	27.303	19.089	191.4	
15	1'41.485	22.716	32.173	27.382	19.214	203.0	
16	1'41.691	22.782	32.419	27.444	19.046	201.1	
17	1'41.419	22.756	32.219	27.347	19.097	204.9	
18	1'42.424	22.703	32.496	27.871	19.354	206.8	

5th	29	Billy VAN EERDE Red Bull MotoGP Roo AUS					
		Runs=1	Total laps=18	Full laps=14			
1	2'08.261	27.583	35.579	29.589	20.285	189.1	
2	1'46.242	24.198	33.624	28.506	19.914	199.2	
3	1'44.911	23.478	33.413	28.236	19.784	199.2	
4	1'44.061	23.279	32.873	28.107	19.802	199.2	
5	1'45.599 *	23.064	33.989	28.882*	19.664	197.8	
6	1'47.213 *	24.58*	32.971	29.324	20.329	199.2	

Fastest Lap: Carlos TATAY Red Bull MotoGP Roo SPA **1'40.651** 22.533 31.973 27.230 18.915

DORNA DATA PROCESSING TIMING SERVICE DORNA DATA PROCESSING TIMING SERVICE DORNA DATA PROCESSING TIMING SERVICE DORNA DATA PROCESSING TIMING SERVICE DORNA DATA PROCESSING TIMING SERVICE DORNA DATA PROCESSING TIMING SERVICE DORNA DATA PROCESSING TIMING SERVICE DORNA DATA PROCESSING TIMING SERVICE DORNA DATA PROCESSING TIMING SERVICE DORNA DATA PROCCEESSS



Free Practice Nr. 1

RookiesCup

Lap	Lap Time	T1	T2	T3	T4	Speed	Lap	Lap Time	T1	T2	T3	T4	Speed		
7	1'42.411	<u>22.728</u>	32.570	27.768	19.345	<u>206.1</u>	8th 66 Adrian HUERTAS Red Bull MotoGP Roo SPA Runs=1 Total laps=17 Full laps=14	1	1'59.551	25.842	35.912	29.255	20.798	191.1	
8	1'43.968 *	23.158	32.796	28.363*	19.651	202.2		2	1'46.405	24.162	33.909	28.396	19.938	193.8	
9	1'42.860	22.885	32.480	28.052	19.443	203.7		3	1'48.433	23.478	35.093	28.468	21.394	197.0	
10	1'43.903	23.070	32.833	28.322	19.678	199.2		4	1'44.308	23.197	33.164	28.147	19.800	200.0	
11	1'42.820	22.812	32.560	27.954	19.494	201.1		5	1'45.710	23.463	33.637	28.863	19.747	196.0	
12	1'43.141	22.906	32.584	28.035	19.616	204.1		6	1'43.697	23.162	32.874	28.076	19.585	198.5	
13	1'42.456	22.989	32.340	27.729	19.398	199.6		7	1'46.374	23.182	34.240	29.289	19.663	198.1	
14	1'42.201	22.898	32.226	27.814	19.263	199.2		8	1'43.165	23.027	32.821	27.851	19.466	201.1	
15	1'42.132	22.868	32.331	27.686	19.247	199.6		9	1'49.612 *	23.135	36.743	30.328*	19.406	198.1	
16	1'42.232	22.872	32.378	27.772	19.210	197.8		10	1'42.525	<u>22.801</u>	32.568	27.543	19.613	204.5	
17	<u>1'41.785</u>	22.836	<u>32.081</u>	27.684	19.184	200.3		11	1'42.664	22.827	32.783	<u>27.519</u>	19.535	<u>208.4</u>	
18	1'41.904	22.788	32.354	<u>27.619</u>	<u>19.143</u>	200.0		12	1'43.137	22.857	32.803	27.919	19.558	204.1	
6th 48 Gabin PLANQUES Red Bull MotoGP Roo FRA Runs=1 Total laps=18 Full laps=13	1	2'07.203	24.056	36.750	29.623	21.243		187.8	13	1'49.980	29.038	33.699	27.824	19.419	178.8
2	1'46.739	24.112	33.723	28.756	20.148	203.3		14	1'42.243	22.851	32.451	27.574	<u>19.367</u>	203.0	
3	1'44.871	23.436	33.113	28.472	19.850	199.6		15	1'48.117	23.343	36.962	28.428	19.384	186.8	
4	1'44.544	23.272	32.785	28.631	19.856	199.6		16	<u>1'42.207</u>	22.819	<u>32.344</u>	27.591	19.453	204.9	
5	1'43.522	23.115	32.559	28.075	19.773	199.2		17	1'53.378 P	23.109	34.793	28.625	26.851	200.0	
6	1'43.485	23.315	32.360	28.087	19.723	198.5		9th 56 Haruki NOGUCHI Red Bull MotoGP Roo JPN Runs=2 Total laps=14 Full laps=11	1	2'26.519	27.740	40.274	30.269	21.773	191.1
7	1'43.568	23.140	32.657	28.018	19.753	199.6	2	1'48.144	24.047	34.014	29.221	20.862	198.1		
8	1'47.373	23.292	35.107	28.982	19.992	193.5	3	1'46.875	23.709	33.384	29.012	20.770	198.1		
9	1'46.427	23.225	35.003	28.264	19.935	196.3	4	1'45.323	23.432	32.936	28.607	20.348	197.8		
10	1'43.339	22.960	32.628	27.948	19.803	201.1	5	1'43.968	23.362	32.504	28.204	19.898	198.1		
11	1'43.651	23.093	32.607	28.354	19.597	<u>206.5</u>	6	2'32.243 P	26.637	46.800	44.446	34.360	162.6		
12	1'42.366	<u>22.852</u>	32.244	27.733	19.537	203.0	7	6'06.321	25.703	35.228	29.384	20.119	189.1		
13	1'46.739 *	23.53*	35.589	28.091	19.525	198.1	8	1'44.854	23.344	33.130	28.424	19.956	198.1		
14	<u>1'41.993</u>	22.987	<u>32.139</u>	<u>27.549</u>	<u>19.318</u>	201.1	9	1'43.348	23.070	32.601	28.012	19.665	201.4		
15	1'42.282	22.904	32.352	27.554	19.472	200.0	10	1'42.725	22.897	32.364	27.967	19.497	200.7		
16	1'42.376 *	22.881	32.150	27.631	19.714*	203.7	11	<u>1'42.233</u>	22.749	<u>32.277</u>	<u>27.751</u>	<u>19.456</u>	201.4		
17	1'48.405 *	24.108	36.090	28.058	20.149*	187.8	12	1'42.413	<u>22.617</u>	32.371	27.897	19.528	<u>203.7</u>		
18	1'52.485 P	23.53*	33.787	28.583	26.582	192.8	13	1'43.631	22.870	33.254	27.957	19.550	198.5		
7th 28 Matteo BERTELLE Red Bull MotoGP Roo ITA Runs=1 Total laps=18 Full laps=17	1	2'01.767	26.576	35.472	29.225	21.072	189.4	14	1'42.749	22.931	32.305	27.924	19.589	200.3	
2	1'47.133	23.813	34.253	28.773	20.294	197.0	10th 5 Lorenzo FELLON Red Bull MotoGP Roo FRA Runs=2 Total laps=17 Full laps=10	1	2'16.913	26.337	34.162	29.163	19.897	192.8	
3	1'45.414	23.475	33.242	28.336	20.361	196.7	2	1'44.099	23.305	32.802	28.209	19.783	198.5		
4	1'45.744	23.237	33.951	28.430	20.126	197.0	3	1'42.950	22.837	32.371	28.191	19.551	<u>203.7</u>		
5	1'43.842	23.179	32.770	28.108	19.785	197.0	4	1'43.089 *	22.98*	32.529	28.174	19.402	199.2		
6	1'43.801	23.212	32.740	28.174	19.675	196.3	5	1'42.930	22.868	32.548	28.082	19.432	199.6		
7	1'46.970	23.167	35.065	28.999	19.739	196.3	6	1'42.484	23.047	<u>32.104</u>	27.958	19.375	200.0		
8	1'43.155	23.079	32.705	27.764	19.607	<u>202.6</u>	7	1'46.488 *	23.28*	36.155	<u>27.666</u>	19.378	196.3		
9	1'42.988	22.956	32.739	27.838	19.455	196.3	8	1'42.984 *	23.05*	32.512	27.795	19.619	200.7		
10	1'43.044	23.019	32.383	28.135	19.507	198.5	9	1'44.602 *	22.75*	33.456	28.709*	19.682	203.7		
11	1'42.871	23.115	32.383	27.890	19.483	196.7	10	1'42.481	<u>22.716</u>	32.263	28.115	19.387	202.6		
12	1'43.005	23.405	32.435	27.673	19.492	187.8	11	1'42.819	22.981	32.357	28.086	19.395	199.2		
13	1'42.050	22.931	32.260	27.550	<u>19.309</u>	199.6	12	1'49.995 P	22.932	32.544	30.209*	24.310	199.2		
14	1'42.168	<u>22.797</u>	32.205	27.757	19.409	200.3	13	2'59.591	25.320	35.230	28.198	19.425	193.5		
15	1'43.622	22.954	33.507	27.711	19.450	194.9	14	1'42.636	22.990	32.262	28.035	19.349	198.5		
16	<u>1'42.028</u>	22.923	<u>32.195</u>	<u>27.522</u>	19.388	199.2	15	<u>1'42.287</u>	22.948	32.152	27.904	<u>19.283</u>	198.5		
17	1'43.232	22.948	33.117	27.690	19.477	194.2	16	1'42.482	22.877	32.141	28.129	19.335	198.8		
18	1'43.288	22.817	33.181	27.776	19.514	200.3	17	1'42.519	22.952	32.184	27.980	19.403	201.1		

Fastest Lap: Carlos TATAY Red Bull MotoGP Roo SPA **1'40.651** 22.533 31.973 27.230 18.915

DORNA DATA PROCESSING TIMING SERVICE DORNA DATA PROCESSING TIMING SERVICE DORNA DATA PROCESSING TIMING SERVICE DORNA DATA PROCESSING TIMING SERVICE DORNA DATA PROCESSING TIMING SERVICE DORNA DATA PROCESSING TIMING SERVICE DORNA DATA PROCESSING TIMING SERVICE DORNA DATA PROCCEESSS

Free Practice Nr. 1

RookiesCup

Lap	Lap Time	T1	T2	T3	T4	Speed	Lap	Lap Time	T1	T2	T3	T4	Speed	
11th	38	David SALVADOR Red Bull MotoGP Roo SPA						14	1'42.761	23.067	32.217	27.898	19.579	198.5
		Runs=2	Total laps=17	Full laps=10			15	1'42.429	22.868	32.405	27.814	19.342	198.8	
1	2'09.672	26.737	35.326	29.585	21.193	192.5	16	1'42.589	23.001	32.605	27.727	19.256	197.0	
2	1'46.657	23.613	34.303	28.643	20.098	198.1	17	1'42.656	22.974	32.443	27.850	19.389	198.8	
3	1'45.418	23.258	32.895	28.726	20.539	197.8	18	1'42.556	22.923	32.429	27.849	19.355	199.2	
4	1'48.245	26.144	34.386	28.119	19.596	173.3								
5	1'43.413	22.867	33.026	27.920	19.600	200.3	14th	7	Barry BALTUS Red Bull MotoGP Roo BEL					
6	1'43.348	23.234	32.605	28.120	19.389	202.2			Runs=2	Total laps=17	Full laps=14			
7	1'42.354	22.991	32.460	27.439	19.464	200.7	1	2'16.730	25.830	34.675	28.930	20.103	187.5	
8	1'43.146	22.894	32.743	27.944	19.565	203.3	2	1'44.976	23.579	33.064	27.932	20.401	195.6	
9	1'43.487 *	23.241*	32.787	28.102	19.352	197.8	3	1'43.607	23.498	32.822	27.907	19.380	196.3	
10	1'45.834	24.356	34.366	27.822	19.290	149.7	4	1'43.054	23.128	32.850	27.651	19.425	196.3	
11	1'42.997 *	22.849	32.502	28.099*	19.547	203.3	5	1'42.649	23.038	32.600	27.677	19.334	198.1	
12	1'47.179 *	23.018	36.290	28.292*	19.579	199.2	6	1'44.501	22.969	32.868	28.441	20.223	200.3	
13	1'43.182	23.142	32.610	27.906	19.524	198.8	7	1'42.611	23.034	32.636	27.683	19.258	198.5	
14	1'49.190 P	22.917	32.484	28.308	25.481	200.3	8	1'42.612	22.908	32.530	27.735	19.439	201.4	
15	3'10.998	27.273	36.221	28.188	22.819	184.3	9	1'45.538	23.769	34.556	27.583	19.630	180.3	
16	1'42.788	23.081	32.368	27.670	19.669	198.5	10	1'42.886	23.077	32.557	27.850	19.402	199.6	
17	1'43.401 *	23.431*	32.666	27.822	19.475	187.5	11	1'42.921	23.085	32.776	27.757	19.303	198.1	
12th	11	Alex ESCRIG Red Bull MotoGP Roo SPA						12	1'48.233 P	22.956	32.921	28.046	24.310	199.2
		Runs=1	Total laps=17	Full laps=15			13	3'13.855	28.152	33.163	28.487	19.392	185.5	
1	2'14.989	27.406	37.217	30.909	22.524	193.2	14	1'42.447	23.022	32.835	27.465	19.125	198.5	
2	1'48.070	23.964	33.744	30.145	20.217	200.0	15	1'42.554	22.920	32.661	27.734	19.239	197.0	
3	1'44.755 *	23.172	33.194	28.484	19.905*	203.0	16	1'43.345	23.276	33.021	27.581	19.467	193.8	
4	1'44.069	23.192	32.976	28.246	19.655	200.7	17	1'43.239	23.026	33.003	27.762	19.448	200.0	
5	1'43.194	23.049	32.614	27.960	19.571	200.3	15th	30	Max COOK Red Bull MotoGP Roo GBR					
6	1'42.797	23.007	32.453	27.814	19.523	201.4			Runs=2	Total laps=17	Full laps=14			
7	1'51.579	22.936	36.905	31.160	20.578	201.8	1	2'07.867	26.330	35.428	29.505	20.207	188.8	
8	1'49.357	24.649	35.284	29.872	19.552	186.5	2	1'46.923	23.993	33.918	28.868	20.144	194.5	
9	1'42.821	22.980	32.454	27.995	19.392	200.0	3	1'45.107	23.707	33.346	28.375	19.679	198.5	
10	1'48.067	26.983	32.882	27.883	20.319	196.7	4	1'44.123	23.159	32.994	27.983	19.987	198.1	
11	1'44.338	23.031	33.431	28.171	19.705	201.4	5	1'43.129	23.020	32.697	27.989	19.423	198.5	
12	1'42.902	22.919	32.493	27.958	19.532	200.3	6	1'43.317	23.265	32.592	27.802	19.658	198.5	
13	1'42.637	22.999	32.505	27.869	19.264	198.5	7	1'43.661	23.081	32.687	28.111	19.782	195.6	
14	1'42.424	22.890	32.420	27.720	19.394	199.2	8	1'43.224	23.242	32.492	28.105	19.385	198.1	
15	1'43.929	22.928	32.474	29.121	19.406	198.8	9	1'43.262	23.220	32.633	28.008	19.401	195.2	
16	1'42.810	22.854	32.504	27.838	19.614	198.8	10	1'51.370 P	23.331*	33.250	28.690	26.091	195.2	
17	1'42.662	22.998	32.417	27.714	19.533	203.0	11	3'08.160	32.891	36.941	29.493	19.974	145.7	
13th	84	Zonta VAN DEN GO Red Bull MotoGP Roo NED						12	1'50.932	30.811	33.199	27.719	19.203	186.5
		Runs=1	Total laps=18	Full laps=14			13	1'42.634	22.847	32.498	27.976	19.313	198.1	
1	2'07.179	26.658	36.856	29.936	21.501	192.5	14	1'42.799	23.167	32.712	27.679	19.241	195.2	
2	1'47.853	24.071	34.349	28.891	20.542	200.3	15	1'42.820	23.131	32.710	27.692	19.287	199.2	
3	1'46.238	23.541	33.645	28.787	20.265	200.0	16	1'43.009	23.207	32.653	27.820	19.329	195.2	
4	1'48.041	23.402	36.612	28.178	19.849	199.2	17	1'43.553	23.178	33.183	27.761	19.431	195.6	
5	1'43.384	22.847	32.726	27.969	19.842	204.5	16th	45	Clément ROUGÉ Red Bull MotoGP Roo FRA					
6	1'44.525	22.853	33.395	28.555	19.722	202.2			Runs=1	Total laps=17	Full laps=12			
7	1'44.085 *	22.84 *	33.377	27.995	19.872*	202.6	1	2'14.378	27.012	35.140	29.288	21.580	187.1	
8	1'43.315 *	23.257	32.441	27.837	19.780*	201.8	2	1'46.160	23.655	33.644	28.452	20.409	197.4	
9	1'46.313 *	22.914	35.406	28.131	19.862*	202.6	3	1'43.833	23.266	32.830	28.002	19.735	198.8	
10	1'42.930	22.866	32.752	27.799	19.513	201.8	4	1'43.329 *	22.991	32.866	27.758*	19.714	199.2	
11	1'43.460	23.000	32.937	27.862	19.661	200.3	5	1'43.824	23.110	32.593	28.132	19.989	198.5	
12	1'42.529	22.850	32.433	27.844	19.402	200.3	6	1'43.604	22.661	32.909	28.047	19.987	205.3	
13	1'42.859	22.745	32.497	27.964	19.653	204.1	7	1'42.741	22.953	32.517	27.634	19.637	199.6	
							8	1'44.250 *	23.067	32.956	28.448*	19.779	198.5	

Fastest Lap: Carlos TATAY

Red Bull MotoGP Roo SPA

1'40.651

22.533

31.973

27.230 18.915

DORNA DATA PROCESSING TIMING SERVICE DORNA DATA PROCESSING TIMING SERVICE DORNA DATA PROCESSING TIMING SERVICE DORNA DATA PROCESSING TIMING SERVICE DORNA DATA PROCESSING TIMING SERVICE DORNA DATA PROCESSING TIMING SERVICE DORNA DATA PROCESSING TIMING SERVICE DORNA DATA PROCCESSSS

Free Practice Nr. 1

RookiesCup

Lap	Lap Time	T1	T2	T3	T4	Speed	Lap	Lap Time	T1	T2	T3	T4	Speed
9	1'44.675	23.394	33.235	27.848	20.198	198.8	4	1'46.515	23.500	33.664	28.593	20.758	202.6
10	1'42.757	22.819	32.619	27.593	19.726	203.0	5	1'44.435	23.270	33.069	28.244	19.852	198.8
11	1'43.173	22.820	32.903	27.553	19.897	204.5	6	1'44.083	23.118	32.829	28.331	19.805	199.6
12	1'43.042	22.737	32.820	27.813	19.672	206.1	7	1'44.029	23.082	33.084	28.031	19.832	201.4
13	1'49.297	23.088	37.568	28.815	19.826	196.0	8	1'44.442 *	23.374	33.100	28.013	19.955*	197.4
14	1'42.875	22.843	32.790	27.697	19.545	200.0	9	1'43.671	23.255	32.567	27.933	19.916	197.8
15	1'49.561	22.991	35.490	29.882	21.198	197.0	10	1'44.527	23.056	33.668	28.073	19.730	199.6
16	1'44.753 *	22.861*	33.853	28.531	19.501	199.2	11	1'44.730	23.206	33.078	27.965	20.481	201.4
17	1'43.082 *	23.101*	32.859	27.717	19.403	198.1	12	1'44.498 *	23.263	32.841	28.024	20.370*	198.1

17th **88** Artem MARAEV Red Bull MotoGP Roo RUS

Runs=1 Total laps=17 Full laps=12

1	2'09.396	26.177	37.336	29.785	21.208	190.4
2	1'47.442	23.939	34.159	28.778	20.566	198.8
3	1'45.353 *	23.110	33.325	28.213*	20.705	203.7
4	1'44.485 *	23.357	33.186	28.087*	19.855	200.3
5	1'43.775	23.077	33.483	27.666	19.549	196.7
6	1'42.983	22.965	32.443	27.578	19.997	200.7
7	1'44.005	23.700	32.694	27.682	19.929	196.0
8	1'45.616	23.193	34.818	27.831	19.774	197.0
9	1'43.870	23.320	32.997	27.899	19.654	199.6
10	1'42.769	22.840	32.652	27.587	19.690	203.7
11	1'43.197	22.863	32.973	27.651	19.710	205.7
12	1'44.090 *	23.261*	33.155	28.007	19.662	199.6
13	1'48.257 *	24.691*	35.520	28.199	19.841	192.5
14	1'43.903	22.819	33.555	27.804	19.725	203.7
15	1'43.800	23.614	32.738	27.864	19.584	197.0
16	1'43.394	23.363	32.544	27.845	19.642	195.2
17	1'43.900	22.891	33.782	27.762	19.465	201.8

18th **74** Daijro SAKO Red Bull MotoGP Roo JPN

Runs=1 Total laps=18 Full laps=15

1	2'03.560	26.145	35.711	29.999	21.534	191.1
2	1'48.023	23.925	33.970	29.249	20.879	196.3
3	1'46.620	23.713	33.425	29.026	20.456	197.4
4	1'45.841	23.446	33.066	28.827	20.502	196.7
5	1'44.801	23.190	33.018	28.563	20.030	201.1
6	1'44.464	23.339	32.685	28.454	19.986	197.4
7	1'44.055	23.156	32.575	28.421	19.903	199.6
8	1'44.607	23.221	32.953	28.580	19.853	200.0
9	1'45.719 *	23.601*	33.647	28.528	19.938	194.2
10	1'43.367	22.955	32.460	28.169	19.783	204.1
11	1'43.627	23.054	32.433	28.327	19.813	202.6
12	1'44.723	23.051	33.454	28.389	19.829	203.3
13	1'44.878	23.143	32.937	28.936	19.862	201.1
14	1'42.964	22.985	32.235	28.126	19.618	201.4
15	1'43.388	23.000	32.627	28.202	19.559	200.3
16	1'43.044	22.994	32.398	28.128	19.524	198.5
17	1'45.497 *	22.952	32.845	29.788	19.912*	203.0
18	1'43.421	23.215	32.536	28.023	19.647	200.7

19th **6** Phillip TONN Red Bull MotoGP Roo GER

Runs=2 Total laps=17 Full laps=12

1	2'06.684	27.112	36.270	30.176	22.238	189.4
2	1'47.827	24.437	33.730	29.002	20.658	191.4
3	1'47.602	23.634	33.871	29.106	20.991	198.5

20th **44** Nicolas HERNANDE Red Bull MotoGP Roo COL

Runs=2 Total laps=16 Full laps=12

1	2'10.292	27.306	35.418	28.771	20.495	191.4
2	1'46.208	23.815	33.817	28.378	20.198	197.4
3	1'45.223	23.389	33.192	28.125	20.517	200.3
4	1'44.846	23.604	33.197	28.073	19.972	197.4
5	1'44.327 *	23.303	33.173	27.802	20.049*	201.8
6	1'44.984	23.242	33.635	28.157	19.950	203.3
7	2'34.232 P	23.072			30.539	199.6
8	3'46.969	26.743	34.295	28.567	20.162	188.4
9	1'45.301	23.633	33.523	28.267	19.878	194.5
10	1'44.133	23.442	33.017	27.905	19.769	194.5
11	1'44.278	23.479	32.879	28.086	19.834	194.2
12	1'44.244	23.528	32.939	27.991	19.786	193.8
13	1'44.043	23.397	33.096	27.835	19.715	194.5
14	1'43.962	23.425	32.912	27.890	19.735	194.5
15	1'46.319	24.697	33.261	28.663	19.698	188.4
16	1'44.039	23.372	33.210	27.838	19.619	196.3

21st **55** Noah DETTWILER Red Bull MotoGP Roo SWI

Runs=2 Total laps=16 Full laps=14

1	2'19.820 P	28.362	40.751	31.727	29.962	167.4
2	3'42.534	25.695	36.708	30.478	22.144	194.5
3	1'49.440	24.065	34.683	29.406	21.286	197.0
4	1'48.594	23.903	34.365	29.151	21.175	197.8
5	1'48.131	23.835	34.018	29.255	21.023	197.4
6	1'47.108	23.754	33.578	28.935	20.841	196.3
7	1'47.111	23.863	33.635	28.905	20.708	197.4
8	1'46.394	23.483	33.406	28.976	20.529	197.4
9	1'46.649	23.490	33.928	28.741	20.490	198.5
10	1'46.389	23.561	33.677	28.613	20.538	197.0
11	1'45.960	23.625	33.201	28.531	20.603	198.1
12	1'45.838	23.494	33.437	28.523	20.384	196.3
13	1'45.740	23.427	33.274	28.529	20.510	197.4
14	1'46.328	23.575	33.439	28.903	20.411	197.4
15	1'46.010	23.520	33.471	28.735	20.284	197.0
16	1'45.602	23.542	33.338	28.427	20.295	198.1

22nd **62** Aidan LIEBENBER Red Bull MotoGP Roo RSA

Runs=1 Total laps=17 Full laps=16

1	2'10.096	27.734	37.827	31.684	22.184	180.6
---	----------	--------	--------	--------	--------	-------

Fastest Lap: Carlos TATAY Red Bull MotoGP Roo SPA **1'40.651** 22.533 31.973 27.230 18.915

DORNA DATA PROCESSING TIMING SERVICE DORNA DATA PROCESSING TIMING SERVICE DORNA DATA PROCESSING TIMING SERVICE DORNA DATA PROCESSING TIMING SERVICE DORNA DATA PROCESSING TIMING SERVICE DORNA DATA PROCESSING TIMING SERVICE DORNA DATA PROCESSING TIMING SERVICE DORNA DATA PROCCEESSS



Free Practice Nr. 1**RookiesCup**

<i>Lap</i>	<i>Lap Time</i>	<i>T1</i>	<i>T2</i>	<i>T3</i>	<i>T4</i>	<i>Speed</i>	<i>Lap</i>	<i>Lap Time</i>	<i>T1</i>	<i>T2</i>	<i>T3</i>	<i>T4</i>	<i>Speed</i>
2	1'51.714	24.871	35.259	29.965	21.619	192.5							
3	1'50.161	24.447	34.717	29.641	21.356	195.2							
4	1'50.113	24.468	34.719	29.680	21.246	189.8							
5	1'49.946	24.517	34.597	29.744	21.088	189.8							
6	1'49.514	24.557	34.303	29.419	21.235	191.4							
7	1'49.307	24.444	34.453	29.387	21.023	190.1							
8	1'49.530	24.395	34.514	29.416	21.205	190.1							
9	1'49.232	24.478	34.385	29.417	20.952	189.1							
10	1'48.031	24.131	34.174	28.992	20.734	192.1							
11	1'48.130	24.075	34.018	29.098	20.939	191.4							
12	1'48.357	24.174	34.105	29.201	20.877	190.4							
13	1'48.294	24.163	34.110	29.073	20.948	190.1							
14	1'48.201	24.165	34.147	29.016	20.873	190.4							
15	1'48.122	24.192	33.931	29.186	20.813	189.8							
16	1'48.471	24.235	33.992	29.264	20.980	188.8							
17	1'48.226	24.376	34.183	28.895	20.772	188.8							

Fastest Lap: Carlos TATAY	Red Bull MotoGP Roo	SPA	1'40.651	22.533	31.973	27.230	18.915
----------------------------------	---------------------	-----	-----------------	--------	--------	--------	--------

DORNA DATA PROCESSING _TIMING SERVICE DORNA DATA PROCESSING TIMING SERVICE DORNA DATA PROCESSING TIMING SERVICE DORNA DATA PROCESSING TIMING SERVICE DORNA DATA PROCESSING TIMING SERVICE DORNA DATA PROCESSING TIMING SERVICE DORNA DATA PROCESSING TIMING SERVICE DORNA DATA PROCESSING TIMING SERVICE DORNA DATA PROCCESSSS

Spielberg, Friday, August 09, 2019

